



**Unit 4 Core Curriculum, Volume 1--ESV Version
The God Like None Other**

Constance Dever ©2015



Curriculum for preschool and elementary age children,
training tools, music and other resources
are available for download or to order at:
www.praisefactory.org

© 2015 Praise Factory Media all rights reserved. May be reproduced by licensed user for classroom purposes only.

This and many other resources are available online at www.praisefactory.org

Scripture quotations marked (NIV) are taken from the Holy Bible, New International Version®, NIV®, Copyright © 1973, 1978, 1984 by Biblica, Inc.™ Used by permission of Zondervan. All rights reserved worldwide.www.zondervan.com

Scripture quotations marked (ESV) are from The Holy Bible, English Standard Version® (ESV®), copyright © 2001 by Crossway, a publishing ministry of Good News Publishers. Used by permission. All rights reserved.

Scripture quotations marked HCSB are taken from the Holman Christian Standard Bible®, Copyright © 1999, 2000, 2002, 2003, 2009 by Holman Bible Publishers. Used by permission. Holman Christian Standard Bible®, Holman CSB®, and HCSB® are federally registered trademarks of Holman Bible Publishers.

The Psalm Behind the Name

Psalm 100

(v.1) Make a joyful noise to the Lord, all the earth!

(v.2) Serve the Lord with gladness!

Come into His presence with singing!

(v.3) Know that the LORD, He is God!

It is He who made us, and we are His;

We are His people, and the sheep of His pasture.

(v.4) Enter His gates with thanksgiving,

And His courts with praise!

Give thanks to Him; bless His name!

(v.5) For the Lord is good;

His steadfast love endures forever,

And His faithfulness to all generations.

May this curriculum help you to be manufacturers of noisy joy unto the Lord (v.1).
To sing (v.2), to know (v.3), and to worship Him with thanksgiving and praise (v.4),
that the witness of His great faithfulness might continue through all generations (v.5).

The Lord is amazing! He's not like anyone else!

Constance Dever

January 27, 2015

Table of Contents

| | |
|---|------------|
| Introducing the Praise Factory Family of Curriculum | 7 |
| The PFI Companion Resources | 7 |
| About PFI | 8 |
| Overview Chart of Units | 9 |
| PFI Curriculum Basics | 10 |
| Getting Started with Praise Factory Investigators | 11 |
| Session Prep | 13 |
| Learning More about the Praise Factory Investigators, by Resource | 15 |
| PFI Activities with Descriptions | 20 |
| Making the Curriculum Work for You | |
| | |
| Unit 4 Curriculum: The God Like None Other | 21 |
| Unit 4 Overview | 23 |
| List of Track Numbers for Unit 4 Music (ESV) | 25 |
| | |
| Bible Truth 1: The LORD Is a Glorious Spirit | 27 |
| Overview | 28 |
| Lesson Plan (for use with all three lessons) | 29 |
| Lesson 1 Story and Resources | 35 |
| Lesson 2 Story and Resources | 63 |
| Lesson 3 Story and Resources | 93 |
| | |
| Bible Truth 2: The LORD Is the Only True God | 123 |
| Overview | 124 |
| Lesson Plan (for use with all three lessons) | 125 |
| Lesson 1 Story and Resources | 131 |
| Lesson 2 Story and Resources | 163 |
| Lesson 3 Story and Resources | 193 |
| | |
| Bible Truth 3: The LORD Is One God, Yet Three Persons: Father, Son and Holy Spirit | 223 |
| Overview | 224 |
| Lesson Plan (for use with all three lessons) | 225 |
| Lesson 1 Story and Resources | 231 |
| Lesson 2 Story and Resources | 263 |
| Lesson 3 Story and Resources | 293 |
| | |
| Bible Truth 4: The LORD Is Everywhere, All the Time | 323 |
| Overview | 324 |
| Lesson Plan (for use with all three lessons) | 325 |
| Lesson 1 Story and Resources | 331 |
| Lesson 2 Story and Resources | 361 |
| Lesson 3 Story and Resources | 389 |
| | |
| Bible Truth 5: The LORD Knows Everything There Is to Know | 419 |
| Overview | 420 |
| Lesson Plan (for use with all three lessons) | 421 |
| Lesson 1 Story and Resources | 427 |
| Lesson 2 Story and Resources | 455 |
| Lesson 3 Story and Resources | 485 |
| | |
| VIPP Coloring Sheets | 515 |

The PFI Companion Resources

While all the PFI resources are available for free download at praisefactory.org, many of the resources are available for purchase as hard copies, too.

There are three companion resources for each of the sixteen PFI units:

➔ **PFI Unit Core Curriculum Book (ESV/NIV) --offered for each unit**

The PFI Core Curriculum books contain the curriculum introduction, lesson plan, stories and activities for each Bible Truth in a unit. There are three stories per Bible Truth: an Old Testament, New Testament and church history/missions story. All three reinforce the same Bible truth concept, but from a different perspective. Each story has its own set of eleven response activities.

PFI Unit Songbook (ESV/NIV) --offered for each unit

The PFI Unit Songbooks provide lead sheets and sign language for every song used in a unit. The audio music is available for download online at www.praisefactory.org.

PFI Unit Prontos (ESV/NIV) --offered for each unit

The PFI Prontos books provide all of the unit's take home sheets. They are offered separately from the rest of the curriculum because they are usually photo-copied. These take-home sheets include the key concepts, lyrics to the songs, the session story, some review questions, a prayer and an activity sheet.

All of these materials may be photocopied for non-commercial church, classroom or school use by licensed users.

About the PFI Core Curriculum Book

This PFI Core Curriculum Book allows you to have the bulk of a unit's curriculum at your fingertips. It is a great way to get an overview of the curriculum and make decisions about which of the many resources offered for each session you want to use.

The only resources it does not include are those found in the PFI Songbook (large format lyric sheets, the lead sheet music and the sign language); and, the PFI Prontos.

The core curriculum for most units is contained in one book. A few of the very large units (with more than 6 Bible Truths) will be split into several volumes.

Other Praise Factory Resources

PFI: Praise Factory Investigators is the third in a family of three, inter-related curriculums:

- Hide 'n' Seek Kids (focus group: ages 2-4; adaptable range: ages 2-pre-K 5's)
- Deep Down Detectives (focus group: ages 4--6's; adaptable range: ages 3-2nd grade)
- PFI: (focus group: grades K-5th grade; adaptable range: pre-K 5's-6th grade)

Each curriculum teaches the same biblical themes, but present them in greater depth as the children grow and develop. Together, the curriculums work like an expanding spiral of truth that returns to reinforce the same truths with each curriculum, while leading the children to deeper understanding with each step up.

Learn more about these curriculums as well as other resources and ideas for reaching children with the gospel at: www.praisefactory.org.

About Praise Factory Investigators (PFI)

written for K-5th grade

can be used with pre K - 6th grade

In K-5th grade, the children take part in Praise Factory Investigators—the “mother ship” curriculum that gives name to the whole family of curriculum.

Curriculum Overview

Praise Factory Investigators is the third of the Praise Factory family of curriculums and is most suitable for kindergarten- grade 5 (ages 5-11). Like the other two Praise Factory curriculums, PFI is built around sixteen, theological themes, each framed in the form of a Big Question and Answer.

The sixteen themes form sixteen units of Bible truths which help the children understand the theme. There are a total of 104 Bible truths taught in the whole curriculum. Three sessions of curriculum are spent on each of these 104 Bible truths: one Old Testament lesson, one New Testament lesson and one “Story of the Saints” lesson (a Christian from church history, missions or today). This gives the children three sessions to dwell on the same Bible truth, but also see its enduring truth from three different perspectives.

In keeping with its detective-ish name, each story in PFI is presented as a case to solve. Each case begins with two questions for the children to find answers to as they listen. At the end of the story-telling, the children will be asked to solve the case and answer the questions.

The resources available for each session’s lesson are robust and expansive. They include a fully-scripted lesson plan, story, and eleven different reinforcement activities from which to choose.

An overview chart of the Theme/Big Question units and keys aspects of the curriculum follow. Then, we will look at the curriculum in more depth.

| | PRAISE FACTORY UNIT | THEOLOGICAL THEME |
|-----------|--|------------------------------------|
| 1 | Unit 1: The God Who Reveals Himself Big Question: How Can I Know What God Is Like? He Shows Me What He's Like! | Revelation |
| 2 | Unit 2: God's Wonderful Word, the Bible Big Question: What's So Special about the Bible? It Alone Is God's Word! | The Bible |
| 3 | Unit 3: The Good News of God Big Question: What Is the Gospel? Salvation through Faith in Christ! | The Gospel |
| 4 | Unit 4: The God Like None Other Big Question: Can Anybody Tell Me What the LORD Is Like? He's Not Like Anyone Else! | The Attributes of God |
| 5 | Unit 5: God, the Good Creator Big Question: Can You Tell Me What God Made? God Made All Things Good! | Creation |
| 6 | Unit 6: God, the Just and Merciful Big Question: How Did Bad Things Come to God's Good World? Bad Things Came through Sin! | The Fall |
| 7 | Unit 7: The Law-Giving God Big Question: What Are God's Laws Like? God's Laws Are Perfect! | God's Laws |
| 8 | Unit 8: The God Who Loves Big Question: What Is God's Love for His People Like? It's More than They Could Ever Deserve! | God's Enduring Love for His People |
| 9 | Unit 9: Jesus Christ, Immanuel, God with Us Big Question: What Did Jesus Come to Do? Jesus Came to Bring Us to God! | Jesus, the Son of God |
| 10 | Unit 10: The Holy Spirit, the Indwelling God Big Question: What Does the Holy Spirit Do in God's People? He Changes Their Heart! | The Holy Spirit |
| 11 | Unit 11: The God Who Saves Big Question: How Can We Be Saved? It's God's Free Gift! | Salvation |
| 12 | Unit 12: God's People Live for Him Big Question: How Should God's People Live? They Should Live Like Jesus! | Discipleship |
| 13 | Unit 13: The Sustaining God Big Question: Why Do God's People Keep Believing in Him? It is God's Sustaining Grace! | Perseverance of the Saints |
| 14 | Unit 14: The God Who Delights in Our Prayers Big Question: How Does God Want Us to Pray? Every Night and Day! | Prayer |
| 15 | Unit 15: God's People Gather Together Big Question: Why Do God's People Go to Church? To Worship God and Love One Another! | The Church |
| 16 | Unit 16: Jesus, the Returning King Big Question: What Will Happen When Jesus Comes Back? God Will Make Everything New! | The Return of Christ |

Praise Factory Investigators Curriculum Basics

| | |
|---|--|
| Focus Age Range: | K-5th grade |
| Useful Age Range | pre-K 5's to 6th grade |
| Number of Units | 16 (one per Theme) |
| Number of Bible Truths included in the 16 Units (Themes) | 104 in all (3 to 14 per unit) |
| Number of Lessons for each of the 104 Bible Truths | 3 lessons |
| Stories per Bible Truth | 3 Stories: 1 Old Testament Story 1 New Testament Story 1 Story of the Saints (Church History/Missions) |
| Bible Verse per Bible Truth | 1 Bible Verse |
| Resources/Activities for each Lesson | <ul style="list-style-type: none"> • Fully Scripted Lesson Plan • Story • Big Question, Bible Verse, Hymn Songs • Craft • Story Review Games • Hymn Singing and Sign Language Activity • Bible Verse Games • ACTS Prayer (Adoration, Confession, Thanksgiving, Supplication) • Custom Discussion Sheets to Go with Every Activity • Story-related Snack • VIPP (Very Important Prayer Person) Prayer Activity • Take Home Sheets for Each Lesson |
| Total Amount of Curriculum | 6 years <i>(if you use all 3 lessons)</i> |
| Adaptability | <ul style="list-style-type: none"> • can be adapted to 1-3 lessons per Bible Truth, though you will lose stories if you do cut it down • great for Sunday School, "Children's Church", Wednesday and Sunday evening programs, schools and Vacation Bible School |

Getting Started with Praise Factory Investigators

Get It



Order the **Praise Factory Tour: Extended Version** (or follow along on the website in the Tour section). It is going to be your easiest, most visual way to learn about this curriculum. Order/download the **Praise Factory Investigators ESV or NIV Unit Core Curriculum, Praise Factory Investigators ESV or NIV Unit Songbook, and the Praise Factory Investigators ESV or NIV Unit Prontos**, for Unit 1, or whichever unit you want to do.

Tour It....Three Times

1

1. Read through the whole Praise Factory Tour book once.

Learn how the Praise Factory family of curriculum is related to each other. Pay special attention to the section on Praise Factory Investigators.

2

2. Go back and read through just the section on Praise Factory Investigators in the Tour book again.

3

3. Now go back and read the Praise Factory Investigators section of the Tour book a third time, only this time, get out your curriculum books: Praise Factory Investigators ESV or NIV Unit Core Curriculum, Praise Factory Investigators ESV or NIV Unit Songbook, and the Praise Factory Investigators ESV or NIV Unit Prontos and follow along.

This will help see how the curriculum flows and where to find each of the resources visualized in the Tour Book.

Take Note

A few things to notice about the curriculum:

1. The resources for every Bible Truth **always include the same set of resources and are always presented in the same order.** Get to know the resources of one Bible Truth and you know them for all.

2. There is one Bible verse, but three stories for each Bible Truth: **an Old Testament, a New Testament, and a Church History/Missions story.**

3. The Unit Core Curriculum has **almost** everything your teachers will use in the classroom.

Notice that there is only lesson plan used for all three lessons for each Bible Truth. That's because the basic Bible truths are the same. Stories, questions, and activities for each lesson are different, of course. These differences are clearly noted, as you can see if you look through the lesson plan.

4. The Songbooks are more than just books of lyrics and sheet music for the unit. They also **contain the sign language signs that the songs activities use.**

5. The Prontos are **designed to be the take home sheets for each lesson.** However, **some people like to teach from it.** It has the Bible Truth and Bible verse, the story text, a few questions, the lyrics to the songs, and an ACTS prayer. If you download a couple activities from the website, then you have all you need for a basic teaching session...in a much smaller package.




Choose What You'll Use



Not everyone will want or will need or will be able to do all of the curriculum, as written. So much depends upon your kids, your teachers, your space, your time and your teaching goals. There are a ton of activities and pretty much no one, except our church (CHBC for whom this curriculum is written) does all of the activities. This means you need to think about what fits you best. Ideas for how to choose what to use for various situations are included in the "More Details" section of this chapter.

Ready to Rip?



Chances are, you will be making copies of the curriculum for your teachers. You may want to keep your books intact and photocopy right from the book. However, if you are using a lot of activities and distributing them to a number of teachers, you may find it easier to take the resources out of the book completely and copying them that way. This will save you a lot of time. Just make sure to clip your originals together with a binder clip to get them in good shape and ready for you next time you use them. **Or, you may just want to print your copies from the download version of the curriculum. All resources (except the lesson plans and the stories) can accessed this way.**

Getting Started with Praise Factory Investigators, continued

Bind It So They Can Find It



Once you've chosen what you want to use, make copies and put them in binders. Separate each lesson's materials with labeled tab dividers so that the teachers will be able to find the resources they need for each session. We like to put a few extra aids in the binder in the back: such as classroom management tips; what our teachers should do if they need a substitute teacher; and, where to find certain supplies they will need.

Download It



Download the **zip file of unit songs** from the website. A pdf of the track numbers is also included.

Make It... Before You Get Started

There is a set of resources you will be glad you made ahead of time: the games! The Praise Factory Investigators curriculum is a very active curriculum, with a number of different games suggested each lesson. The good news is that they are used in a rotation throughout the curriculum. That means, once you make these games, you store them and use them over and over (and for years to come!).



While you only need to make whatever games you choose to use with each lesson, **I would highly suggest you make all the games before you start using the curriculum and then storing them.** Get the prep work over with at the beginning and coast your way through years of enjoyment!

Store them in ziploc bags or baskets and pull them out when needed. So simple! Your teachers will love how easy it is to have an engaging learning session with so little work for them to do! And happy teachers are repeat teachers! **A full list of the games and the supplies needed to make them can be found in the "More Details" section of this chapter or in the Praise Factory Investigators Curriculum section online.**

Protect and Store It



This is a curriculum that keeps on giving, year after year. If you do a good job of storing the curriculum it will serve your church well and at little cost for many years. We store the resources for each unit in **manila envelopes and magazine storage boxes.**

Learn More



There are many more resources online that may help you customize the curriculum to fit your learning situation. These are listed online in the Praise Factory Resources section, as well as in the Getting Started Section.

Two you might especially want to look at are:

- **From the Ground Up** (Making a Great Start in Children's Ministry and with the Praise Factory Family of Curriculum)--(you've got this already. That's this book!)
- **Classroom Management Suggestions for Elementary School Age Children**

These are available for download; or, through amazon.com or createspace.com.

See It in Action



visit us in
Washington,
D.C.

Three times a year (the third Saturday/Sunday of March, May and September), we hold a **free lunch, learn-and-look workshop and observation time here at Capitol Hill Baptist Church in Washington, D.C.**

On the Saturday, we gather for lunch and talk philosophy, child protection policy, encouraging parents, dealing with discipline issues, etc. and, of course, curriculum. After finishing up our group session, we are happy to talk to individual churches about their particular situation.

Then, on Sunday, we offer an opportunity to see Praise Factory Investigators as well as the other Praise Factory curriculum in action in our classes. The registration form for these workshops can be found on the Praise Factory website.

Session Prep (especially good for newbies!)

Pray!



Pray for the Holy Spirit to be at work in your heart and in the children's hearts.

Review



1. If new to the curriculum, look at the previous **Getting Started with Praise Factory Investigators section** (p.11 in each Core Curriculum book). It will be especially helpful to read through the Praise Factory Investigators section of **The Praise Factory Tour: Extended Version Book**. This will be a visual way to understand what goes on in the classroom.
2. Notice that there is only lesson plan used for all three lessons for each Bible Truth. That's because the basic Bible truths are the same. Stories, questions, and activities for each lesson are different, of course. These difference are clearly noted, as you can see if you look through the lesson plan.
3. Flip through the resources for a particular Bible Truth. The resources offered for every Bible Truth are always the same and they are always ordered in the same order.

Look through and Learn the Lesson



Read over **lesson plan**. Learn the flow of the lesson. Read through the key concepts. You might want to look at the Bible Truth Discussion Sheet, found with each session's activities. It takes the Bible Truth concept and breaks it down into discussion question format. Some of the questions and answers might be helpful to have in your head before teaching the concept to the children.

Let There Be Music



Download the music and listen to the songs. Choose which of the songs you will use with the children. Practice the sign language, if you are using it. If using live musicians, make sure they have the sheet music from the Praise Factory Investigators Unit songbook.

You've Got a Story to Tell!



1. Read the Bible verses and the story, itself. Pray!
2. Create story cue cards on index cards (or highlight text).
3. Practice telling story dramatically, timing your presentation Shorten, if necessary to fit your allotted time.
4. Decorate area with story props that help bring your story alive.

Prepare Any Activities



Choose the activities you want to use. Bear in mind your time frame as well as the developmental abilities and attention span of your children as you decide what/how many to prepare. Look over the Discussion Question Sheet that goes with each activity. Choose a few questions you might use to spark discussion with the children. Prepare any craft, snack or game for your class.

Let Them Take It with Them



Make copies of the take home sheet.

Store It



After your session is over, collect the resources and store them for future use. This curriculum can be used over and over for years to come.

Learning More about the Praise Factory Investigators, by Resource

The extra-depth information starts here! Follow along in the Core Curriculum, Songbook and Pronto Books for Unit 1 (or another unit) as you read below. **We will be describing curriculum elements in the order they appear in the lesson plan. But first, here's a reminder of how a Praise Factory Investigators session is structured:**

Session Format: Regular Classroom or Large Group/Small Group Format

The PFI curriculum can be used in a regular classroom setting, in which all the children participate in the same activities at the same time; or, in a large group/small group format, in which the children gather together for opening activities and the story, then split up into small groups, each with their own activity, and finally coming back together for each group to make a presentation to the other children (or to the parents) at the end of session. Small groups alternate to a different activity each lesson for variety. Each PFI session follows the same three-part format, as described here:

Session Overview

Each PFI session follows the same three-part format, as described here:

PART 1: GETTING STARTED

A time to welcome the children to the class, introduce the class rules and the "Big Question and Answer" (and related songs) of the theological theme they are studying.

PART 2: DIGGIN' DEEP DOWN

The Bible truth (and related songs) is introduced. The Case Questions are revealed, the Bible story told, then the Case Questions answered. The teacher closes with an ACTS prayer (A prayer including **A**doration, **C**onfession, **T**hanksgiving, and **S**upplication related to the Bible truth they are learning.)

PART 3: TAKING ACTION

The children participate in the response activities chosen for the day and (if desired), presenting what they've learned to each other or to parents at the end of the session. Teachers give out take home sheets as children are dismissed.

Session Length

The resources for each PFI session-- as described in the lesson plan--are designed for a 60 to 90 minutes session. However, they can be easily shaped for you to tailor them to fit a shorter or longer session.

PFI Activities with Descriptions *(in order of use in curriculum)*

PFI Activities, by Section

Ok, now let's look at all of the activities included in each Praise Factory Investigator session, in order of use. You can, of course, choose which ones you want to include (or not include) in your own classroom.

Remember! Get out your resources and follow along!

PART ONE: Getting Started (Welcome and Opening Songs)

A time to welcome the children to the class, introduce the class rules and the Big Question and Answer (and related songs) of the theological theme they are studying.



Welcome to Praise Factory: PFI: Praise Factory Investigators Theme Song

PFI begins with the **Praise Factory Investigators Theme Song**--a detective-sounding song that introduces the idea of digging down in the truths of God's Word for answers to our Big Questions about God. Found on the PFI Unit Songs along with all the other songs. These songs are all downloadable off of the Praise Factory website.



Rules to Help Us Worship God and Love One Another:

The WoGoLOA Classroom Rules Song

WoGoLOA stands for Worship God and Love One Another--the two things we hope to help the children do during the PFI session. This song reminds the children of ways they can act to help all worship God and love one another. *(PFI Unit Songs)*



Big Question Under Investigation: Big Question & Answer and Songs

The Big Question and Answer for the unit (theological theme) are introduced. There are two Big Question songs to help the children remember the Big Question and Answer and what it means. The Big Q & A song is an adapted familiar nursery song/folk song which simply states the Big Question under Investigation and its answer. The Big Question Song is a new song especially written to help the children remember not just the Big Question and Answer, but what it means. *(PFI Unit Songs)*









Big Question Bible Verse: Bible Verse and Song

Each unit has a Bible verse that is central to the theological theme. This verse has been set to music to help the children remember it. *(PFI Unit Songs)*

PFI Activities with Descriptions *(in order of use in curriculum)*

PART TWO: Digging Deep Down (Key Bible Truth Concepts and Story)

With the unit's theological theme introduced, the session now turns to digging deeper down into the theological theme by looking at one particular aspect (Bible Truth) of the theme.

| | |
|---|--|
|  | <p>Bible Truth: Each unit has from three to fourteen Bible Truths. Each Bible truth is studied for three lessons. There are 104 Bible Truths in the whole curriculum.</p> |
|  | <p>Bible Truth Hymn: One or more verses of a hymn that tie into the Bible Truth can be introduced at this point in the session. It also is offered in Part Three as a response activity with a complete set of discussion questions, sign language and a song game. <i>(PFI Unit Songs)</i></p> |
|  | <p>Bible Truth Bible Verse: Each Bible Truth has a Bible verse that is central to the concept. This verse has been set to music to help the children remember it. The song can be introduced now, but it also offered in Part Three as a response activity with a complete set of discussion questions, sign language and a song game. <i>(PFI Unit Songs)</i></p> |
|  | <p>Extra Bible Truth Bible Verse Song: Sometimes an extra Bible verse song is suggested. The words for this song are included in the response activities along with sign language. It can be used here or as a response activity. <i>(PFI Unit Songs)</i></p> |
|  | <p>Bible Truth Story: (Old Testament, New Testament, or Story of the Saints) There is an Old Testament, New Testament and Story of the Saints story for each Bible Truth. The Old Testament or the New Testament story leads, followed by the Story of the Saints, then ending with the story from the other Testament. In keeping with the detective feel of PFI, each story is called a case and is introduced with two questions for the children to solve as they listen to the story. After the story is read, the teacher asks the children again and together they solve the case.</p> |
|  | <p>Part Two: Digging Deep Down ends with prayer and dismissal to response activities.</p> |

PFI Activities with Descriptions *(in order of use in curriculum)*

PART THREE: Taking Action (Response Activities to Choose from)

The children participate in the response activities chosen for the lesson; and (if desired), present what they've learned to each other or to parents at the end of the session. There are eleven different activities from which to choose. How many a teacher uses depends upon how much time you have and on whether you choose for everyone to do the same activities or whether you will split up into small groups and each do a different activity. A description of each activity follows.



Snack (and Discussion Planner):

A snack that includes food mentioned in the story or looks like something from the story, along with a description of how it ties into the story. Always feel free to modify the snack, being sensitive to food allergies. The snack sheet also includes a discussion planner to write down the questions you want to ask the children as they enjoy their snack. A question about the snack is included as the first discussion question.



ACTS Prayer:

In Praise Factory, the children learn the "ACTS" format of prayer. "A" is for Adoration (Praising God for who He is); "C" is for Confession (Saying sorry to God and turning from our sins); "T" is for Thanksgiving (Thanking God for His provisions); and, "S" is for Supplication (Asking God to supply our specific needs). Try to at least weave the Big Idea/Scripture Verse into A, C, T, or S, if not all four. Suggested ACTS applications for each Bible Truth are included on the ACTS prayer sheet.

Younger children can usually think up at least a related "Adoration" and a "Thanksgiving" related to the Bible Truth, while older children can usually think up a connection to all four. This is a wonderful way for them to expand their understanding of who God is, who we are as sinners, what we can thank God for and what we should ask of Him. It is also of great benefit to families who can easily apply this format to their own family devotions and prayer times.



Story Review and Game:

This activity includes discussion questions to understand and a game to reinforce the story.

End of session presentation option: Have children read some of their discussion questions for the other children to answer.









Bible Truth Review and Game:

This activity includes discussion questions to understand and a game to reinforce the Bible Truth.



End of session presentation option: Have children read some of their discussion questions for the other children to answer.

PFI Activities with Descriptions *(in order of use in curriculum)*

| | |
|---|--|
|  | <p>Bible Truth Hymn: This activity is one or more verses from a hymn which relates to the Bible Truth being learned. It includes discussion question for understanding the hymn, sign language of key words, and a song game that can be used with the song and the sign language. The audio and sheet music is available for download on the Praise Factory website.</p> <p><i>End of session presentation option:</i> Have children sing and sign their song and teach it to the other children.</p> |
|  | <p>Bible Verse Review and Game: This activity includes discussion questions to understand and a game to reinforce the Bible Verse.</p> <p><i>End of session presentation option:</i> Have children read some of their discussion questions for the other children to answer.</p> |
|  | <p>Bible Verse Song: Every PFI Bible verse has been set to music. This song can be used along with the Bible Verse Review discussion questions, listed in the previous activity. Sign language of key words and a song game that can be used with the song and the sign language are also included. The audio and sheet music is also available on the website for download.</p> <p><i>End of session presentation option:</i> Have children sing and sign their song and teach it to the other children.</p> |
|  | <p>Case RePlay, Jr: Drama Activity for Youngest Children (children do same story actions together)</p> <p>This is a simpler drama activity in which the teacher leads all the children in doing the same actions as she retells the story.</p> <p><i>End of session presentation option:</i> Have the children act out the story for the others to watch.</p> |
|  | <p>Case RePlay, Sr: Drama Activity for Most Children (children re-tell story with individual parts)</p> <p>This is a more involved drama activity in which each child acts out a particular role as the teacher retells the story.</p> <p><i>End of session presentation option:</i> Have the children act out the story for the others to watch.</p> |
|  | <p>Craft: This craft activity includes discussion questions to help the children understand the significance of what they are making.</p> <p><i>End of session presentation option:</i> Have children read some of their discussion questions for the other children to answer.</p> |

PFI Activities with Descriptions *(in order of use in curriculum)*



VIPP (Very Important Prayer Person) Prayer Time, Coloring Sheets and Game

VIPP stands for Very Important Prayer Person. The VIPP Group learns about a VIPP—a Very Important Prayer Person—from your church. This activity really has nothing to do with the Bible Truth or the story. Instead, it is an opportunity to help the children know more about and pray for church leaders and missionaries. VIPPs should include elders, deacons, supported workers, and church staff. However, your church may not have many VIPPs of this kind. Feel free to use special volunteers (such as Sunday School teachers or the pianist) and other regular church members as VIPPs. It never hurts for children to get to know everyone in their church and pray for them! There is a fill-in-the-blank questionnaire that you can use to get information about the VIPP to share with the children. Or, you also can invite the VIPP to the class. There is a game and a set of coloring sheets (called Clue Cards) that you can use to help the children remember what they've learned about the VIPP. This activity ends with praying for the VIPP. The coloring sheets are set up as a take-home activity that they can use to teach and pray with their parents for the VIPP.

End of session presentation option: Have children tell about the VIPP and lead the class in praying for him (kids or the teacher can pray, as desired.)

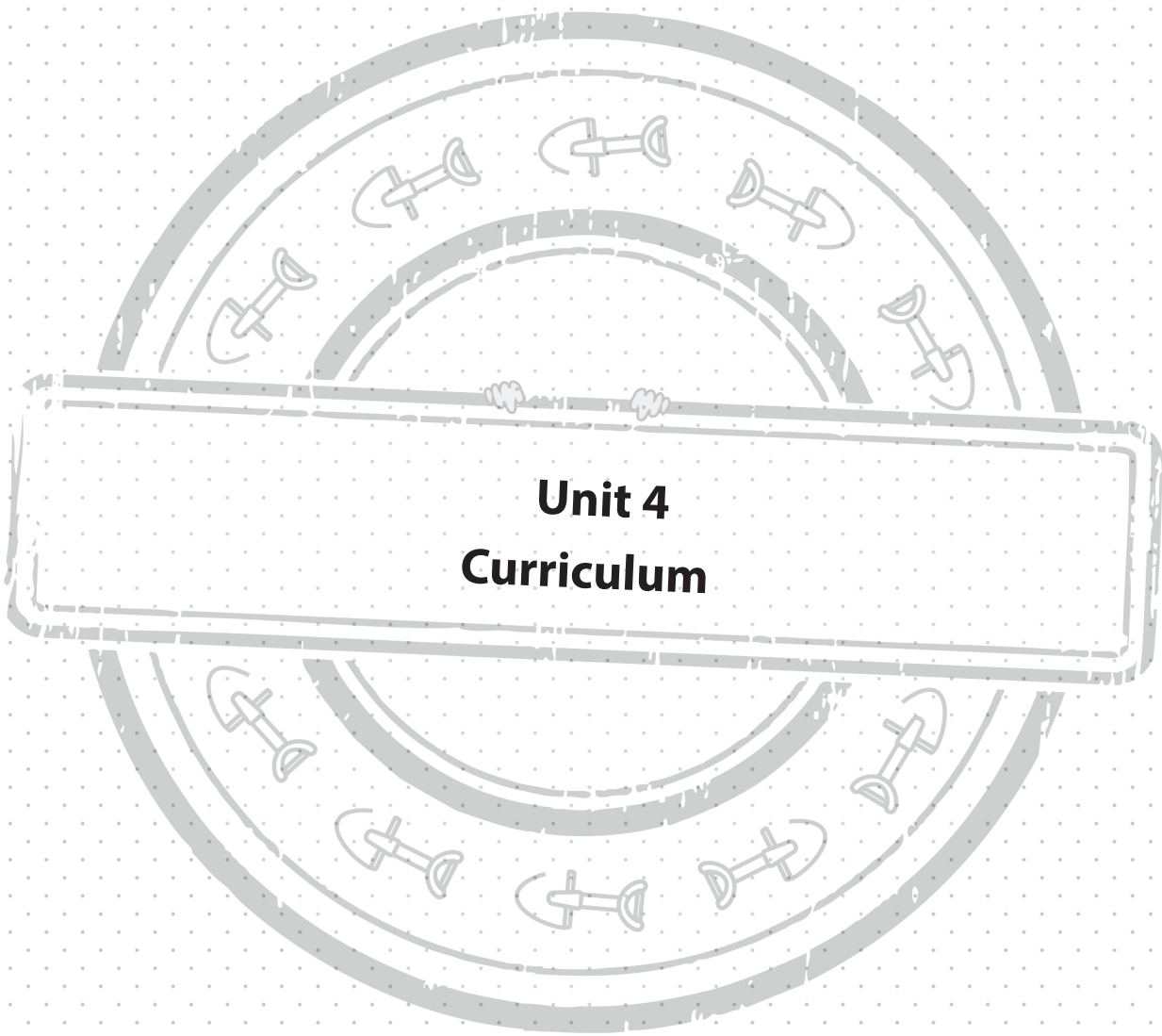
TAKING IT HOME: The PFI Pronto



A take home booklet, called the PFI Pronto, is available for each lesson. It includes the key concepts, lyrics and track numbers for the songs, the story, and a few review questions is available online with the Praise Factory resources.

MAKING THE CURRICULUM WORK FOR YOU

Any curriculum is at best just a beginning for making a good fit with your teachers and children. The sooner you can think of its resources as tools in your toolbox and less like an immovable structure, the better. There are so many resources available with this curriculum that it leaves you with many options besides what is laid out in the lesson plans. Take the lesson plans and a big, red marker and start crossing out or shifting around activities. Think about what your children and teachers are used to already and what works well. If possible, you might want to try to make these resources fit into that format before you try to change everything. Some use the PFI curriculum just as Sunday School or children's church materials. Others use part of the resources during Sunday morning classes and use the other resources in the same lesson in the Sunday evening program. Still others use it for Vacation Bible School. No doubt you will come up with yet other uses.



Unit 4
Curriculum

UNIT OVERVIEW

There are many gods that people worship, but none are like the LORD. He is the one, true God. He's not like anyone else! He's always been alive--and He will never die. He's completely good and loving. He's all-powerful and all-wise. And that's just the beginning of what the LORD is like. He is so great! There will always be more of Him to know.

UNIT BIBLE VERSE: 1 Kings 8:23, ESV

"O LORD, there is no God like you."

BIG QUESTION UNDER INVESTIGATION: Can Anybody Tell Me What the LORD Is Like?

ANSWER: He's Not Like Anyone Else...

BIBLE TRUTH 1: The LORD Is a Glorious Spirit

The Case of the Strange Sightings *Exodus 33:12 OT*

The Case of the Hidden Help *Story of the Saints*

The Case of the Thirsty Woman *John 4:1-32 NT*

Bible Verse: John 4:24 ESV

BIBLE TRUTH 2: The LORD Is the Only, True God

The Case of the Heavenly Showdown *Exodus 3-12,15; Acts 9:17 OT*

The Case of the Curious Children *Story of the Saints*

The Case of the Troublesome Tentmaker *Acts 19:23-20:1; Ephesians; Revelation 2 NT*

Bible Verse: Psalm 86:8-10 ESV

BIBLE TRUTH 3: The LORD Is One God, Yet Three Persons: Father, Son and Holy Spirit

The Case of the Perfect Wonderfulness

Genesis 1-3; John 1:1-3,14,17; Philippians 2:6-11; Colossians 1:15-17; Hebrews 1,12; Revelation 22 OT

The Case of the Fighting Fire *Story of the Saints*

The Case of the Singular Son *Matthew 3; Mark 1; Luke 3; John 2 NT*

Bible Verse: 2 Corinthians 13:14 ESV

BIBLE TRUTH 4: The LORD Is Everywhere, All the Time

The Case of the Worshipful Wife-Picker *Genesis 24 OT*

The Case of the Stony Speech *Story of the Saints*

The Case of the Not-So-Abandoned Ship *Acts 27 NT*

Bible Verse: Psalm 139:1-3,7-10 ESV

BIBLE TRUTH 5: The LORD Knows Everything There Is to Know

The Case of the Impossible Answer *Daniel 1-2 OT*

The Case of the Million Mile Man *Story of the Saints*

The Case of the Rich Basilikos *John 2, 4:44-65 NT*

Bible Verse: Daniel 2:20-22 HCSB

BIBLE TRUTH 6: The LORD Is Holy

The Case of the Flopped Fish God *1 Samuel 4-7 OT*

The Case of the Merciful Message *Story of the Saints*

The Case of the Very Vivid Vision *Revelation 1-7 NT*

Bible Verse: Isaiah 6:1-3 ESV

BIBLE TRUTH 7: The LORD Is Omnipotent

The Case of the Brave Beauty *Esther 1-9 OT*

The Case of the Heavenly Hopeful Boy *Story of the Saints*

The Case of the Commander-in-Chief *Matthew 8:5-13; Luke 7:1-10 NT*

Bible Verse: Psalm 135:5-6 ESV

BIBLE TRUTH 8: The LORD Is Faithful

The Case of the Difficulty Destroyer *Numbers 13:28-14:10; Joshua 1-4 OT*

The Case of the Persistent Prayer *Story of the Saints*

The Case of the Snake Shaker *Acts 27-28; Romans 1:8-13 NT*

Bible Verse: Psalm 145:13,18-19 ESV

BIBLE TRUTH 9: The LORD's Names Tell Us about Him

The Case of the Unknown Name *Genesis 22; Exodus 2-5,12:31 OT*

The Case of the Name above the Nats *Story of the Saints*

The Case of the Heavenly Light *Matthew 1,12; Mark 3; Luke 1-2,8; John 7,8;12-59;*

Acts 1:14; 1 Corinthians 15:7 NT

Bible Verse: Deuteronomy 32:3-4 HCSB

PFI ESV SONGS 4 TRACK NUMBERS

This is a listing of all songs mentioned in the unit curriculum. You may or may not choose to use all of the songs. They are listed in easy-reference order--NOT in the order used in the curriculum. You may choose to simply burn a CD/load them onto an mp3 device in this order. Or, you may want to do what we do: choose the songs we want to use and create a playlist of them in that order. Then, we burn a CD/upload the playlist onto an mp3 device. A teacher only has to click forward to the next song, instead of hunting for the right track. The track number have been included as part of the title of each song, teachers will still have a reference to the track number listed in the curriculum (same as those listed below), even if you change the order on your customized playlist.

- 1 PFI Theme Song
- 2 WoGoLOA Rules Song

UNIT 4: THE GOD LIKE NONE OTHER

- 3 Big Q & A Song
- 4 Big Question 4 Song: Can Anybody Tell Me What the LORD Is Like?
- 5 Inspector Graff's Rap: The ABC's of God (PFI CD)
- 6 Unit 4 Bible Verse: In Heaven Above 1 Kings 8:23, ESV (full version)
- 7 *Extra Unit 4 Bible Verse: In Heaven Above 1 Kings 8:23, ESV (short version)*
- 8 *Extra Unit 4 Bible Verse: In Heaven Above or Earth Beneath 1 Kings 8:23, ESV (other version)*
- 9 *Extra Unit 4 Bible Verse: O, O LORD 1 Kings 8:23, ESV (other version)*
- 10 *Extra Unit 4 Bible Verse: I Am God Isaiah 46:9,11, ESV*

Bible Truth 1: The LORD is a Glorious Spirit

- 11 Hymn: O Worship the King, v.1
- 12 Bible Verse: The Hour Is Coming John 4:23-24, ESV
- 13 *Extra Bible Verse: God Is Spirit John 4:24, ESV*

Bible Truth 2: The LORD is the Only True God

- 14 Hymn: Holy, Holy, Holy, v. 3
- 15 Bible Verse: Among the Gods Psalm 86:8-10, ESV
- 16 *Extra Bible Verse: O LORD of Hosts Isaiah 37:17, ESV*

Bible Truth 3: The LORD is One God, Yet 3 Persons: Father, Son and Holy Spirit

- 17 Hymn: Holy, Holy, Holy, v.1
- 18 Bible Verse: May the Grace 2 Corinthians 13:14, ESV

Bible Truth 4: The LORD is Everywhere, All the Time

- 19 Hymn: God Is Working His Purpose Out, v.1
- 20 Bible Verse: O LORD You Have Searched Me Psalm 139:1-3,7-10, ESV
- 21 *Extra Bible Verse: Where Shall I Go? Psalm 139:7-10, ESV (other version)*
- 22 *Extra Bible Verse: The LORD Looks Down from Heaven Psalm 33:13-14, HCSB*

Bible Truth 5: The LORD Knows Everything There Is to Know

- 23 Hymn: Immortal, Invisible, v.1
- 24 Bible Verse: Blessed Be the Name of God Daniel 2:20-22, ESV
- 25 *Extra Bible Verse: May the Name of God Be Praised Daniel 2:20-22, HCSB (other version)*

Bible Truth 6: The LORD is Holy

- 26 Hymn: Holy, Holy, Holy, v.2
- 27 Hymn: Holy, Holy, Holy, v.3
- 28 Bible Verse: I Saw the LORD Isaiah 6:1-3, ESV

Bible Truth 7: The LORD is Omnipotent

- 29 Hymn: This is My Father's World, v.3
- 30 Bible Verse: I Know that the LORD Is Great Psalm 135:5-6, ESV
- 31 *Extra Bible Verse: For I Know the Plans I Have for You Jeremiah 29:11-13, ESV*

Bible Truth 8: The LORD is Faithful


- 32 Hymn: Day by Day, v.1
- 33 Bible Verse: Incline Your Ear, O LORD Psalm 86:15, ESV
- 34 *Extra Bible Verse: But You, O LORD Psalm 86:15, ESV*
- 35 *Extra Bible Verse: Faithful, He Is Faithful Psalm 145:13,18,19, ESV*

Bible Truth 9: The LORD's Names Tell Us about Him

- 36 Hymn: Oh, How I Love Jesus, v.1
- 37 Bible Verse: Proclaim the Name Deuteronomy 32:3-4, ESV
- 38 *Extra Bible Verse: I Will Proclaim Deuteronomy 32:3-4, ESV (other version)*

Why the Extra Songs?

PFI is a curriculum used by a wide age-span of kids. Sometimes one of the other songs is a better fit for your kids. Or, you may simply want to teach them more songs on the same Bible Truth. Use as many or as few as you want.



Unit 4
Bible Truth 1 Resources

BIBLE TRUTH 1 OVERVIEW

Unit 4: The LORD Is Not Like Anyone Else

Big Question and Answer: "Can Anybody Tell Me What the LORD Is Like? He's Not Like Anyone Else!"

Bible Verse: "O LORD...there is no God like you, in heaven above or on earth beneath." 1 King 8:23

Bible Truth 1 Concept: The LORD Is a Glorious Spirit

God is spirit. God the Father has no body for us to see, but the bright, magnificent glory of His perfectly pure spirit shines out more brightly than the sun. No human look upon God in all His glory. He is too holy for us to see.

Jesus is God's Son. He is spirit, like His Father, but He became human to live on earth and to die for God's people's sins. He is completely God AND completely man. God's people will live face to face with God in heaven. There, they will see Jesus. He will still have a human body; but there, He will shine with magnificent glory because he is God.

Bible Truth 1 Bible Verse

Meditation Version: John 4:24

"God is spirit, and those who worship him must worship in spirit and truth."

Bible Truth 1 ACTS Prayer

- A** God, we praise You for being spirit. We praise You for being gloriously perfect and purely good.
- C** God, we confess that many times we act like You aren't not real, because we can't see You. We do many bad things that You don't want us to do, acting like You don't see what we do. We need a Savior!
- T** Thank You, God for for making us able to know You, even though we cannot see You. Thank You for sending Jesus to make the way for us to know You. Thank You for sending Jesus not just to save us, but to show us even more what You are like in all that He did and the way He lived, died and rose from the dead
- S** God, help us to be aware that You are near, even though You are a spirit we cannot see. Send Your Spirit to work in our hearts, helping us to turn away from our sins and trust in Jesus as our Savior. Help us look forward to the day when we will see You in all Your glory.

Bible Truth 1 Stories

Lesson 1: The Case of the Strange Sightings (Old Testament)

Exodus 33:12

Lesson 2: The Case of the Hidden Help (Story of the Saints)

Lesson 3: The Case of the Thirsty Woman (New Testament)

John 4:1-32

1. GETTING STARTED: Welcome and Opening Songs (*introduce unit and get kids moving with these songs*)

| | |
|---|--|
| <p>Welcome</p> | <p>“Welcome to Praise Factory. We’re so glad you’ve joined us! Here at the PFI, we’re investigators. (That’s what the “I” stands for!) Investigators look for answers to questions. In PFI, we look for answers to big questions about God. We dig deep down in the truths of God’s Word to find them.”</p> |
| <p>Praise Factory Theme Song</p> | <p>“Let’s sing our Praise Factory Investigator’s theme song.”</p> <p>PFI: Praise Factory Investigators <i>PFI ESV Songs 4, Track 1</i></p> <p>We’re PFI: Praise Factory Investigators, Diggin’ deep down for truths in God’s Word, That’s PFI: Praise Factory Investigators, Diggin’ deep down for truths in God’s Word, We’re looking for answers to very big questions, Big questions about God, If you’re looking for answers to very big questions ‘bout God, come along, Join PFI: Praise Factory Investigators, Diggin’ deep down for truths in God’s Word, That’s PFI: Praise Factory Investigators, Diggin’ deep down for truths in God’s Word. Deep down, diggin’ down, Let’s go diggin’ down, Deep down, diggin’ down, ‘Til answers to all our Big Questions we’ve found. We’re PFI: Praise Factory Investigators, Diggin’ deep down for truths in God’s Word, That’s PFI: Praise Factory Investigators, Diggin’ deep down for truths in God’s Word.</p> |
| <p>Classroom Rules Song</p> | <p>An important part of Praise Factory is helping us worship God and love one another. Our WoGoLOA song reminds us how we should act. Let’s sing it.”</p> <p>WoGoLOA Rules Song <i>PFI ESV Songs 4, Track 2</i></p> <p>Refrain: WoGoLOA means “Worship God and love one another,” WoGoLOA means “Worship God and love one another.”</p> <p>WoGo means “Worship God.” Sound off, 1,2,3, Joyfully take part, Listen to others, Obey your teachers. (<i>Refrain</i>)</p> <p>LOA means “Love One Another.” Sound off, 1,2,3, Be kind, Be encouraging, Help others, help others. (<i>Refrain twice</i>)</p> |

1. GETTING STARTED, continued

| | |
|--|---|
| Opening Prayer | "Let's ask God to help us obey these rules, and to help us worship Him and love one another as we learn more about Him today. Let's pray." <i>Pray.</i> |
| Big Question Under Investigation: | <p>"Now it's time to turn to today's Big Question Under Investigation.</p> <p>It's: Can Anybody Tell Me What the LORD Is Like?</p> <p>"There are many gods that people worship, but none are like the LORD. He is the one, true God. He's not like anyone else! He's always been alive--and He will never die. He's completely good and loving. He's all-powerful and all-wise. And that's just the beginning of what the LORD is like. He is so great! There will always be more of Him to know.</p> <p>So the answer to our Big Question, 'Can Anybody Tell Me What the LORD Is Like?' is: He's Not Like Anyone Else!</p> |
| Big Question 4 and Songs | <p>"Let's sing our Big Question Song(s): <i>choose one or both</i></p> <p>Big Q & A 4 Song <i>PFI ESV Songs 4, Track 3</i> <i>(adapted version of "Have You Ever Seen a Lassie?")</i> Can anybody tell me, Tell me, tell me, Can anybody tell me, What the LORD is like? He's not like anyone else, Anyone else, anyone else, He's not like anyone else, That's what the LORD is like.</p> <p>Big Question 4 Song: <i>PFI ESV Songs 4, Track 4</i> Tell Me <i>Refrain:</i> Tell me, can anybody tell me, Tell me, what the LORD is like? Tell me, can anybody tell me, Tell me, what the LORD is like? He's not like anyone else, He's not like anyone else, He's not like anyone else, He's not like anyone else,</p> <p>He's Omniscient! <i>(He knows all things)</i> Omnipresent! <i>(He's everywhere you can be)</i> Omni-benevolent! <i>(He's always good!)</i> and Omnipotent! <i>(He can do all things!)</i> <i>Refrain</i></p> <p>He's Immutable! <i>(He never changes!)</i> He's Infallible! <i>(He makes no mistakes!)</i> He's Infinite! <i>(There's always more of Him to know!)</i> And purely Righteous! <i>(He has no sin! Not even a teeny, tiny speck!)</i> <i>Refrain</i></p> <p><i>You may also enjoy singing Inspector Graff's ABC's of God</i> <i>PFI ESV Songs 4, Track 5</i></p> |

1. GETTING STARTED, continued**Unit 4
Bible Verse**

You may also enjoy these other versions of this verse:
 In Heaven Above (short version)
 PFI ESV Songs 4, Track 7
 In Heaven Above and Earth Beneath
 PFI ESV Songs 4, Track 8
 O, O LORD
 PFI ESV Songs 4, Track 9
 I Am God
 PFI ESV Songs 4, Track 10

“How do I know this is true? The Bible tells me so!

1 Kings 8:23 tells us: “O LORD there is no God like you.”

**Big Question 4 Bible Verse Song
In Heaven Above 1 Kings 8:23**

PFI ESV Songs 4, Track 6

O LORD, there is no God like you.
 In heaven above or on earth beneath,
 O LORD, there is no God like you.
 In heaven above or on earth beneath. (repeat)

In heaven above or on earth beneath,
 There is no God like you.
 In heaven above or on earth beneath,
 There is no God like you. (repeat)

First Kings Eight, twenty-three.

“There may be many gods that people worship, but none is like the LORD. Why? Because He is the one, true God.”

2. DIGGING DEEP DOWN: Key Concept and Story (introduce the Bible Truth and tell the related story)**Bible Truth 1**

“It’s time for us to dig down deeper for answers to our Big Question. We’re learning **NINE** Bible Truths that all tell us something about what the LORD is like.

The Bible Truth we are going to be thinking about today is:
The LORD Is a Glorious Spirit.

God is spirit. God the Father has no body for us to see, but the bright, magnificent glory of His perfectly pure spirit shines out more brightly than the sun. No human look upon God in all His glory. He is too holy for us to see.

Jesus is God’s Son. He is spirit, like His Father, but He became human to live on earth and to die for God’s people’s sins. He is completely God AND completely man. God’s people will live face to face with God in heaven. There, they will see Jesus. He will still have a human body; but there, He will shine with magnificent glory because he is God.

2. DIGGING DEEP DOWN, continued

| | | | |
|--|---|--|---|
| <p>Bible Truth 1 Hymn</p> | <p>“Long ago, a man named Robert Grant was thinking about this Bible truth, too. He wrote the words to a hymn called “O Worship the King.” We’re going to learn a verse from it.</p> <p>O Worship the King <i>PFI ESV Songs 4, Track 11</i> Verse 1 O worship the King, all glorious above, And gratefully sing His wonderful love; Our Shield and Defender, the Ancient of Days, Pavillioned in splendor and girded with praise.</p> <p>“God is spirit. We cannot see spirit, but the bright, magnificent glory of His perfectly pure spirit shines out more brightly than the sun. From heaven above, He rules as King over all, reigning in the splendor of His glory. Those who see Him, like the angels cannot help but praise Him for how glorious He is. He is girded in their praise. That is, their praise surrounds Him, just like when we gird our Middle with a belt.</p> <p>But not only is the LORD full of glory, but He is also full of steadfast love for all those who turn from their sins and trust in Jesus as their Savior. They are His people and He is their God, forever and ever. He is the Ancient of Days--He has always lived and He has always loved them. He is their shield and defender. He will take care of them every day of their lives and bring them safely home to live with Him forever. There, they, too will see Him in His glory and their praise will surround Him for His wonderful love shown to them.</p> | | |
| <p>Bible Truth 1 Bible Verse and Song</p> <p>You may also enjoy: God Is Spirit: John 4:24 PFI ESV Songs 4, Track 12</p> | <p>“The Bible verse we are going to be digging down into for this Bible Truth is:</p> <p>John 4:24 “God is spirit, and those who worship him must worship in spirit and truth.”</p> <p>This verse tells us that God is spirit. It also tells us that if we want to be true followers, true worshippers of God, that we will worship Him with the spirit He put inside of us. How do we do this? By turning from our sins, believing in Jesus, the Son of God, and trusting in Him as our Savior. When we do, God puts His Holy Spirit inside our spirit. He works powerfully inside us, helping us to live out our faith in Him by seeking to know Him more and more and love Him in everything we do in our lives.</p> <p>We’ve said our Bible verse, now let’s sing it!</p> <p>The Hour Is Coming <i>PFI ESV Songs 4, Track 13</i></p> <table border="0" style="width: 100%;"> <tr> <td style="width: 50%; vertical-align: top;"> The hour is coming, and is now here, The true worshipers will worship the Father, Will worship in spirit and truth, The hour is coming, and is now here, The true worshipers will worship the Father, Will worship in spirit and truth, For the Father is seeking, Such people to worship him, For the Father is seeking, Such people to worship him. </td> <td style="width: 50%; vertical-align: top;"> For God is spirit, God is spirit, God is spirit, God is spirit. God is spirit, God is spirit. God is spirit, God is spirit, God is spirit, God is spirit. God is spirit, God is spirit. And those who worship him, And those who worship him, Must worship in spirit and truth. And those who worship him, And those who worship him, Must worship in spirit and truth. John Four, twenty-three and four. </td> </tr> </table> | The hour is coming, and is now here, The true worshipers will worship the Father, Will worship in spirit and truth, The hour is coming, and is now here, The true worshipers will worship the Father, Will worship in spirit and truth, For the Father is seeking, Such people to worship him, For the Father is seeking, Such people to worship him. | For God is spirit, God is spirit, God is spirit, God is spirit. God is spirit, God is spirit. God is spirit, God is spirit, God is spirit, God is spirit. God is spirit, God is spirit. And those who worship him, And those who worship him, Must worship in spirit and truth. And those who worship him, And those who worship him, Must worship in spirit and truth. John Four, twenty-three and four. |
| The hour is coming, and is now here, The true worshipers will worship the Father, Will worship in spirit and truth, The hour is coming, and is now here, The true worshipers will worship the Father, Will worship in spirit and truth, For the Father is seeking, Such people to worship him, For the Father is seeking, Such people to worship him. | For God is spirit, God is spirit, God is spirit, God is spirit. God is spirit, God is spirit. God is spirit, God is spirit, God is spirit, God is spirit. God is spirit, God is spirit. And those who worship him, And those who worship him, Must worship in spirit and truth. And those who worship him, And those who worship him, Must worship in spirit and truth. John Four, twenty-three and four. | | |

2. DIGGING DEEP DOWN, continued**LESSON 1 STORY****Old Testament Story:****The Case of the Strange Sightings**
Exodus 33:12

"Now it's time for today's story called: **The Case of the Strange Sightings.**

As you listen to the story, see if you can figure out:

- 1. Who had the strange sightings? What did he see each time?**
- 2. What else did he want to see but didn't get to right then? When did he get to see it?**

(If desired, write these questions on a sheet of paper to refer to when the story is finished.)

Read story.

After reading story, ask for the children's answers to the questions.

1. Who had the strange sightings? What did he see each time? Moses. The first time he saw a bush that seemed on fire, but it wasn't burning up. The second time, he saw a bit of the LORD's glory.

2. What else did he want to see but didn't get to right then? When did he get to see it? He wanted to see all of God's glory. He got to see it when he died and went to heaven.

Close in prayer. (prayer suggestions included at end of story)

LESSON 2 STORY**Story of the Saints:****The Case of the Hidden Help**

"Now it's time for today's story called: **The Case of the Hidden Help.**

As you listen to the story, see if you can figure out:

- 1. Who needed help? Why?**
- 2. Who helped? How was their help hidden? How was it not hidden?**

(If desired, write these questions on a sheet of paper to refer to when the story is finished.)

Read story.

After reading story, ask for the children's answers to the questions.

1. Who needed help? Why? Helen Roseveare. Soldiers came who wanted to hurt her and the other people who lived with her if she didn't give them what they wanted.

2. Who helped? How was his help hidden? How was it not hidden? The Lord helped. His help was hidden in that God is a spirit and didn't show Himself to the soldiers. His help wasn't hidden in that He made the soldiers unable to even move.

Close in prayer. (prayer suggestions included at end of story)

2. DIGGING DEEP DOWN, continued**LESSON 3****New Testament Story:****The Case of the Thirsty Woman**

John 4:1-32

"Now it's time for today's story called: **The Case of the Thirsty Woman.**

As you listen to the story, see if you can figure out:

- 1. Who was the thirsty woman? What did she think she was thirsty for?**
- 2. Who knew what she was really thirsty for? How did he quench her real thirst?**

(If desired, write these questions on a sheet of paper to refer to when the story is finished.)

Read story.

After reading story, ask for the children's answers to the questions.

1. Who was the thirsty woman? What did she think she was thirsty for? A Samaritan woman who had done many sinful things. Water.

2. Who knew what she was really thirsty for? What was it and how did he quench her real thirst? Jesus knew. He knew that she needed most of all to be forgiven of her sins and come to know God. He showed that He was the Messiah, God's Son, who became a man to save us from our sins and bring us to God. He told her how she could be saved through faith in Him.

Close in prayer. (prayer suggestions included at end of story)

3. TAKING ACTION: Response Activities *(choose from among these activities)***Response Activities**

- **ACTS Prayer Activity:** Add your own prayer requests to the ACTS prayer
- **Sneaky Snack:** Story-related snack
- **Bible Truth Review Activity:** Game with questions related to the Bible Truth
- **Bible Truth Hymn:** Music activities to learn a portion of a Bible Truth-related hymn
- **Bible Verse Review Activity:** Game with questions related to Bible Truth Bible verse
- **Bible Verse Song:** Music activities to learn the Bible Verse song
- **Story Review Activity:** Game with questions related to the Bible Truth and Case
- **Case RePlay, Jr. and Sr.:** Two drama activities that review the story: one for younger children, one for older children.
- **Craft:** Story-related craft
- **VIPP (Very Important Prayer Person):** Game and a coloring activity to help children learn about people in your church and how to pray for them.

(VIP resources: found online or at back of this book)

4. TAKING IT TO OTHERS *Optional presentations for the last few minutes of class***Presenting to Other Children**

If you split the children into different response activities, you can gather the children together again and have each small group make presentations to show the other children what they learned. Presentation ideas are included in the resources for each activity.

Presenting to Parents

If you keep your children together for response activities, you can have them make a presentation of something they have learned to their parents when they come to pick them up from class. Presentation ideas are included in the resources for each activity.

5. TAKING IT HOME *(Take Home Sheet)***PFI Pronto**

Give out the PFI Pronto for the case story as well as any other materials as the children are dismissed.

BIBLE TRUTH 1, LESSON 1: PLANNER/OVERVIEW

GETTING STARTED: Welcome and Opening Songs (*introduce unit and get kids moving with these songs*)

Welcome to Praise Factory: PFI: Praise Factory Investigators Theme Song *PFI ESV Songs 4, Track 1*

Rules to Help Us Worship God and Love One Another: WoGoLOA Classroom Rules Song
PFI ESV Songs 4, Track 2

Big Question Under Investigation: Big Question 4 Songs *PFI ESV Songs 4, Tracks 3,4*
Extra Song: Inspector Graff's Rap: The ABC's of God PFI ESV Songs 4, Track 5

Big Question Bible Verse: 1 Kings 8:23 In Heaven Above Song *PFI ESV Songs 4, Track 6*
Extra Unit 4 Bible Verse: In Heaven Above 1 Kings 8:23, ESV (short version) PFI ESV Songs 4, Track 7
Extra Unit 4 Bible Verse: In Heaven Above or Earth Beneath 1 Kings 8:23, ESV (other version) PFI ESV Songs 4, Track 8
Extra Unit 4 Bible Verse: O, O LORD 1 Kings 8:23, ESV (other version) PFI ESV Songs 4, Track 9
Extra Unit 4 Bible Verse: I Am God Deuteronomy 32:3-4, HSCB, PFI ESV Songs 4, Track 10

DIGGING DEEP DOWN: Key Concept and Story (*introduce the Bible Truth and tell the related story*)

Bible Truth 1: The LORD Is a Glorious Spirit

Bible Truth Hymn: O Worship the King, v.1 *PFI ESV Songs 4, Track 11*

Bible Verse: John 4:24

Bible Verse Song: The Hour Is Coming: John 4:23-24, ESV *PFI ESV Songs 4, Track 12*

Extra Bible Verse Song: God Is Spirit John 4:24, ESV PFI ESV Songs 4, Track 13

Lesson 1 Old Testament Story: The Case of the Strange Sightings *Exodus 33:12*

TAKING ACTION: Response Activities (*choose from among these activities*)

Snack and Discussion Planner: The Bush that Wouldn't Burn Up

ACTS Prayer: Prayer Sheet

Bible Truth Review: Discussion Questions and Game: Rush to Safety

Bible Truth Hymn: O Worship the King, v.1 *PFI ESV Songs 4, Track 11*

Song, Sign Language and Song Game: Pass the Secret Sign

PFI ESV 4 SONGBOOK or ONLINE

Bible Verse Review: John 4:24 Discussion Sheet and Game: Memory Verse Limbo

Bible Verse Song: The Hour Is Coming: John 4:23-24 *PFI ESV Songs 4, Track 12*

Song, Sign Language and Song Game: Mimic Me!

PFI ESV 4 SONGBOOK or ONLINE

Story Review: Discussion Questions and Game: Spoon and Ball Relay

Case RePlay, Jr: Drama Activity for Youngest Children (children do same story actions together)

Case RePlay, Sr: Drama Activity for Most Children (children re-tell story with individual parts)

Craft: Glory

VIPP (Very Important Prayer Person) Prayer Time: Coloring Sheets (back of book); Game: Hit the Wall

TAKING IT HOME: Take Home Sheet for Review and Family Devotions

PFI Pronto: Bible Truth 1, Lesson 1

PFI ESV Prontos 4 BOOK or ONLINE

The Case of the Strange Sightings Exodus 33:12

by Connie Dever

Our story is called:**The Case of the Strange Sightings.****As you listen to the story, see if you can figure out:**

1. Who had the strange sightings? What did he see each time?
2. What else did he want to see but didn't get to right then? When did he get to see it?

This story is an Old Testament story. It takes place about 1500 years before Jesus lived on earth.

One, two, three, four, five. Five times Moses climbed up the dry, rocky mountain called Mt. Sinai. It was far from a pleasant climb. There were many dry, dusty rocks to scramble through. There were few, if any, trees to shade him from the hot sun. And then there were the snakes and scorpions which hid among the rocks that he must watch for.

Why would Moses, why would ANYONE, choose to climb such a mountain over and over? Because this mountain was none other than Mt. Sinai, the "Mountain of God." It was a place where the LORD met with Moses.

The first time Moses climbed this mountain was about a year earlier. Moses had led his father-in-law's flocks to graze near the bottom of it. And there, from the valley, he spotted a strange bush blazing with fire but somehow never burned up.

"I will go over and see this strange sight—why that bush doesn't burn up," he thought, filled with curiosity. So Moses left his flocks and began to climb up towards the bush. When Moses got closer, he was even more surprised with what he found. The bush wasn't on fire at all! No! Something else—or as Moses was about to find out—SOMEONE else was behind this amazing sight. It was the LORD!

"Moses, Moses!" The Angel of the LORD, the LORD's special angelic messenger, said to Moses, calling from inside the bush.

"Here I am," Moses replied with fear and surprise.

"Do not come any closer. Take off your sandals, for the place where you are standing is holy ground," the Angel of the LORD told Moses. "I am the God of your fathers, the God of Abraham, Isaac and Jacob."

It was God who made the bush shimmer with His

glory! Yes, the LORD is spirit and Moses could not see Him. But this day, he got to see a little bit of His glory! He got to hear the Angel of the LORD! Wow!

As you can probably imagine, Moses quickly obeyed. He took off his sandals and bowed down, hiding his face. Here he stood in God's presence! God, who is holy—perfectly, purely good and oh, so great! Nothing sinful can live in His presence. And there he was, only a sinful man. What would happen to him? Would he die?

No, Moses didn't die. The LORD had a message for Moses to give and a job for him to do.

"Moses, I have seen the misery of my people in Egypt," the LORD told him. "I have come to rescue them from the land of Egypt and bring them into the land I promised them. I want you to go and lead them here to My mountain so that they can worship Me."

What a message! What a job! There were thousands and thousands of Israelites forced to work as slaves in Egypt! And the LORD wanted him to lead them all! Moses doubted he could do this. "Who am I, that I should go to Pharaoh and bring the Israelites out of Egypt?" he asked the LORD. Was Moses so busy thinking about himself that he forgot the greatness of the God in whose very presence he stood? The Israelites wouldn't be freed because of how great Moses was. They would be freed because of how great God was.

"I will be with you," the LORD told Moses, "the God of your fathers, the LORD, the I AM WHO I AM."

So Moses obeyed the LORD and headed down the mountain. He would go to Egypt, just as the LORD commanded him to do.

In Egypt, the LORD fulfilled all His promises to Moses

Story-telling Tips

Ahead of time:

1. Read the Bible verses and story. Pray!
2. Create story cue cards on index cards (or highlight text).
3. Practice telling story dramatically, timing your presentation. Shorten, if necessary to fit your allotted time.
4. Decorate area with story props that help bring your story alive.

During your presentation:

1. Maintain as much eye contact as possible as you tell the story. Point to/use props at important points in the story. Include the kids in your story with a few questions about what they think will happen or words/concepts that might be new to them.
2. Watch the kids for signs that their attention span has been reached. Shorten, if necessary.

and the people of Israel. With many mighty acts, the LORD showed all of Egypt that He was the one, true God and freed the Israelites. Moses led them away from slavery and brought them to worship Him there at the foot of Mount Sinai, just as the LORD told him to.

At first the people worshiped the LORD. They couldn't see Him, for the LORD is spirit. But they certainly heard His voice and they felt His mighty presence. With thunder, lightning, thick clouds and blazing fire, the LORD's presence descended Mount Sinai and He gave them His great laws, the Ten Commandments, for them to obey. This was enough for them to see how great the LORD was! They bowed down before Him. They longed to obey Him; yet, they feared Him, too.

"Moses, don't have the LORD speak to us again! Go up the mountain and speak to the LORD for us, then tell us what He says and we will obey. We are too scared to hear His voice again!" the people pleaded.

So, one, two, three times, Moses went up Mount Sinai again to receive the rest of God's laws. But while God was speaking to Moses on the top of Mount Sinai, the people were forgetting Him down below at the mountain's bottom. The LORD is spirit. He was so different from the gods of Egypt who had seemed to mighty to them. They couldn't see the LORD and they didn't like that. They wanted a god they could see and touch and decided they would make the LORD into one like that. They brought golden earrings to Aaron, Moses' brother, and he made them a golden calf that they could look at and worship. They bowed down to it and had a big, wild party to honor it.

Oh, how angry Moses was when he came down the mountain and found the people worshiping this golden calf! Moses ordered the calf to be ground up into dust, mixed with water, and he made the people drink it. Anyone who refused to stop worshiping the calf was killed--three thousand people died that day!

What was worse, they had broken their covenant-- their solemn promise-- with the LORD! Hadn't He told them to worship Him alone and not make any idols? By all rights the LORD should punish them and reject them as His people. Would He? And so now, Moses climbed up the steep Mount Sinai a fifth time to speak to the LORD about the people.

Moses reached the top of Mt. Sinai and cried out to the LORD: "LORD, You've said that now You won't go to the Promised Land with us. That You will only send an angel, because You might destroy the people for their sinfulness on the way. LORD, You've said, 'Lead these people,' but You've not let me know whom You will send with me.

"You've said, 'I know you by name, Moses. You and I talk together like friends,'" Moses continued. "You say You're pleased with me. If You are, then teach me Your ways so I may know You and continue to find favor with You. Remember that this nation is Your people. LORD, please don't send us to the Promised Land unless You go with us," Moses pleaded.

"I will do what you ask because I am pleased with you and I know you," the LORD replied. "I won't send an angel to go with you. My Presence will go with you and I will give you rest," He promised.

Then Moses, the very same man who only a year ago had been too scared to even look at the Angel of the LORD and a even a little bit of God's glory in the burning bush, said something very, very shocking. "LORD, show me your glory," Moses bravely asked.

What was Moses doing?! God was pleased with him and spoke to him like a friend, but still he was just a sinful man. How could anyone gaze upon God in all His glory and live?

The LORD told Moses: "I will cause all My goodness to pass in front of you, and I will proclaim My name, the LORD, in your presence. But, you cannot see My face. You are only a sinful man. No can see Me and live."

Then the LORD placed Moses in a cleft of a rock and let His glory pass by. He shielded him from seeing His glory until He had passed by. Then He allowed Moses to see a bit of the end of His glory.

The Bible doesn't tell us what Moses saw or what he thought that day when God's glory passed by, but that little bit of God's glory he saw must have been one of the most amazing thing anyone has ever seen.

Moses saw a little of God's glory that day, but do you think that Moses ever got to see all of God's glory? Yes, he did. Not here on earth, but when he died and went to live with the LORD. Even now, Moses is looking upon God in all His glory in heaven. And not just Moses, but

all of God's people who have died already. They are all enjoying life in God's glorious presence now. And that is best of all.

Cracking the Case:

It's time to answer our Case Questions.

1. Who had the strange sightings? What did he see each time? Moses. The first time he saw a bush that seemed on fire, but it wasn't burning up. The second time, he saw a bit of the LORD's glory.

2. What else did he want to see but didn't get to right then? When did he get to see it? He wanted to see all of God's glory. He got to see it when he died and went to heaven.

Something For You and Me

Our Bible Truth is:
The LORD Is a Glorious Spirit

Our Bible Verse is: John 4:24

"God is spirit, and those who worship him must worship in spirit and truth."

What about you and me? Could we get to see God's glory, too? Yes, we can! For God offers forgiveness of sins to all who turn from their sins and trust in Jesus as their Savior. All who do become God's own, dear people. They will enjoy knowing God in their hearts now, by His Holy Spirit. And then, when they die, they will get to live with God forever and ever. They will see Jesus, the Son of God, in all His glory. The Bible tells us that the glory of God shining from Jesus will be so bright that there will be no need for sun or moon because God's glory will shine out from Him like a bright light from a lamp. And they will not just see Him. No! God's people will be able to know God deeply. That will be more wonderful than anything we can imagine!

Let's praise the LORD, who is a glorious spirit. Let's ask Him to work in our hearts; help us turn from our sins and trust Him as our Savior. Let's ask Him to make us His own people so that one day we can stand in His presence with Him, worshiping Him in all His glory and delighting in knowing Him.

Close in prayer.

Closing ACTS Prayer

A God, we praise You for being the one, true living God. You are Spirit, holy and glorious.

C God, we confess that we are sinners and do not deserve to see Your glory. Only through Jesus, can we ever come into Your presence and live.

T God, we thank You for sending Jesus to make the way for us to be forgiven. We thank You that because of Him, Your people will get to see all Your glory and live in Your presence in heaven.

S God, we ask that You would work in our hearts that we might turn away from our sins and trust in Jesus as our Savior. Make us Your people who get to see all Your glory and live in Your presence one day!

Special Words

Mt. Sinai: A mountain in the wilderness, in southern Egypt where the LORD appeared to Moses and the people of Israel. Also the place where He gave them the His laws, including the 10 Commandments.

Angel of the LORD: This is the LORD's special angelic messenger who represents Him and speaks for Him. Sometimes, it can also mean the LORD, Himself.

Pharaoh: The title of the king of Egypt.

Holy: Purely good and righteous; without sin.

The Glory of the LORD: The LORD's holiness, splendor and majesty. In the Bible, the LORD's glory is described as a consuming fire, a cloud, and a bright, shiny light.

ACTS PRAYER ACTIVITY

Use this sheet to write down your ACTS Prayer

Instructions:

Use this sheet to help the children apply the Bible Truth into a prayer. You can use the ACTS provided or even better, have the kids think of their own applications. Also have the children add their personal requests to the prayer, too. Lead the children in the prayer or let them pray sections, with your help. Never force a child to pray! Non-readers can participate by you whispering a section of the prayer into their ear and allowing them to pray it aloud for the group.

ADORATION:

God, we praise You for being spirit. We praise You for being gloriously perfect and purely good.

God, we praise You for being.....

Add your own Adorations:

CONFESSION:

God, we confess that many times we act like You aren't not real, because we can't see You. We do many bad things that You don't want us to do, acting like You don't see what we do. We need a Savior!

God, we have sinned against You....

Add your own Confessions:

THANKSGIVING:

Thank You, God for making us able to know You, even though we cannot see You. Thank You for sending Jesus to make the way for us to know You. Thank You for sending Jesus not just to save us, but to show us even more what You are like in all that He did and the way He lived, died and rose from the dead.

God, we thank You for...

Add your own Thanksgivings:

SUPPLICATION:

God, help us to be aware that You are near, even though You are a spirit we cannot see. Send Your Spirit to work in our hearts, helping us to turn away from our sins and trust in Jesus as our Savior. Help us look forward to the day when we will see You in all Your glory.

God, we need Your help...

Add your own Supplication:

SNEAKY SNACK

Can you figure out how this snack ties in with our case?

Snack: The Bush that Wouldn't Burn Up

Ranch dressing, colored fire yellow-orange with food dye; and, green broccoli bushes. Can also sprinkle yellow sprinkles on the broccoli to enhance the idea of the glory of God.

This is only a suggestion. Feel free to modify. Be mindful of allergy issues among your children!

Case Tie-in: Moses' first glimpse of God's glory was when the LORD spoke to him from the bush that looked on fire, but never burnt up.

SOUL FOOD

Food for thought during snack time

1. What does the snack have to do with the story?

Choose a few questions from the other activity discussion sheets to talk about during this snack time.

2.

3.

4.

5.

6.

7.

Directions: Read and discuss Bible Truth, using a FEW of the questions. Play game. Feel free to modify the game to fit your children.

The LORD Is a Glorious Spirit

God is spirit. God the Father has no body for us to see, but the bright, magnificent glory of His perfectly pure spirit shines out more brightly than the sun. No human look upon God in all His glory. He is too holy for us to see.

Jesus is God's Son. He is spirit, like His Father, but He became human to live on earth and to die for God's people's sins. He is completely God AND completely man. God's people will live face to face with God in heaven. There, they will see Jesus. He will still have a human body; but there, He will shine with magnificent glory because he is God.

Understanding the Bible Truth

1. God is what? *Spirit.*
2. What does God the Father not have? *A body that we can see.*
3. What part of God the Father can we see? *The bright, magnificent glory of His perfectly pure spirit.*
4. What is God's glory brighter than? *The sun.*
5. Why can no human look at all God in all His glory? *Because we are sinners and He is perfectly holy.*
6. Why does Jesus have a body? *He became human to live on earth and die for God's people's sins.*
7. Jesus is completely what two things? *Completely God and completely man.*
8. Who will God's people live face to face with in heaven? *Why? Jesus, because He still will have a man's body. Also, because of Jesus, God's people will be completely free of sin when they are in heaven, so they will be able to look upon all of God's glory.*
9. What will be different about Jesus' body in heaven? *He will shine with God's magnificent glory because He is God.*

Story Connection Questions

1. How does the case story point to the **Bible Truth: The LORD Is a Glorious Spirit**? *Why didn't God let Moses see all of His glory? Because he was only a sinful man and he would die in the presence of all of God's glory.*
2. Did Moses ever get to see all of God's glory? *Yes, in heaven.*

Bible Verse Connection Question

What does our Bible Truth have to do with our Bible Verse: **John 4:24**: "God is spirit, and those who worship him must worship in spirit and truth."?
This verse tells us that God is spirit.

Life Application Questions

1. Why is it hard for us to believe in God? *Because He is a spirit we cannot see Him.*
2. What can we ask God for to help us believe in Him, even though we cannot see Him?
Ask Him to give us faith to turn away from our sins and trust in Jesus as our Savior. We can ask Him to send His Spirit to live in our hearts, that we might know Him and He might encourage us to live and love God more and more.

ACTS Questions

1. What is something we can praise God for because of this Bible Truth?
Praise God for being spirit. Praise Him for being perfectly, purely good.
2. What are sins we can confess to God because of this Bible Truth? *Confess that many times we act like He's not real, because He's invisible. We do many bad things that He does not want us to do. We need Jesus to save us!*
3. What is something we can thank God for because of this Bible Truth?
Thank Him for making us able to know Him, even though we cannot see Him.
4. What is something we can ask God for because of this Bible Truth?
We can ask God to work in our hearts that we would want to turn away from disobeying Him and trust in this wonderful Jesus as our own Savior. Ask Him to help us be mindful of Him always, even though we cannot see Him.

The Gospel

1. On earth, sinful people cannot look upon God in all His glory; yet in heaven, God's people will be able to see Him in all His glory forever. What did Jesus do for God's people so that this could be? What is the good news of Jesus? What is the gospel?

God is the good Creator and King of the world. He made people to worship Him and live by His good laws. But we are all sinners who've rebelled against Him. We all deserve death--God's just, eternal punishment for our sins. How terrible! But God has good news for us. In His great mercy, God sent His Son, Jesus to earth as a man to save sinners. He lived the perfect life that pleases God. (He's the only one who's ever done that!) He offered it up to God His Father as the perfect sacrifice for sins when He suffered and died on the cross. Then, on the third day, Jesus rose from the dead in victory. He had fully paid for the sins of God's people, so they wouldn't have to! Now all who turn away from their sins and trust in Jesus as their Savior will receive forgiveness of sins and eternal life with God. They will be His very own special people who will know Him and enjoy Him forever. We can be God's people, too, if we turn from our sins and trust in Jesus as our own Savior.

Game: Rush to Safety

Materials

Construction Paper
CD and CD player
Masking Tape
Small bowl or bag
Bible Truth Questions

Preparing the Game

1. Choose 20+ questions for your game from the Bible Truth Discussion Questions, or make up your own.
2. Write the Bible Truth questions on small thin strips of paper (or make a photocopy of the Bible Truth Discussion Questions and Simply cut them into strips) and put them in the bag/bowl.
3. Cut circles about 9" in diameter, enough for every child but one.
4. Tape the circles on the floor around the room.

Playing the Game

Point out the safety spot circles on the floor. Tell the children that you will tell the children to move however you command them to move, such as march, walk, skip, crab crawl, etc. (BUT NOT RUN!!!) when you play the music. But when the music stops, they are to get to a safety spot. Show them that there is one spot too few for them all so that someone will be caught out. and they. As it gets slower, they march slower, etc. Suddenly stop the music and the children scramble for the beanbags. The child who has no safety spot picks a question for the class to answer. If the class answers it correctly, then the child is added back into the group. If not, then the child stays out and another safety spot is removed.

Game continues as number of questions, time, and attention span allow.

NOTE: Have the children who are "out" help make up actions for the other children to do, put them in charge of the music, etc. along with you. This will keep them happily occupied as they continue.

Non-competitive Option

Have the child without a safety spot choose a question for the class, but then join the game, even if the class gets it wrong. Add the question back into the bag for further review. Don't reduce the number of safety spots.

Optional TAKING IT TO OTHERS Activity: Quiz Questions

Have the children choose a few of the questions from the game to ask the parents/other children during TAKING IT TO OTHERS time. Help pre-readers by whispering the question in their ear and letting them ask it aloud to the parents/other children. Make sure you read the Bible verse aloud before you ask your questions.

Directions:

1. Write words to song in large print before class.
2. Play the song for the children, helping them follow along on the song sheet.
3. Discuss the song, using a few questions from the discussion sheet. *Don't use them all!*
4. Introduce sign language for key words of your choice from sign language sheet for your song. Use as few or as many as you think the children can learn.
5. Sing and sign the song. Sign language as well as large format lyrics and sheet music are found in the PFI Unit Songbook or online.
6. If desired, play the Song Game.

Optional TAKING IT TO OTHERS Activity: Presenting and Singing the Song

1. Sing and sign the song, encouraging the watching children/parents to join in.
2. Ask the class some of the questions listed below. The Bible Truth Connection Question is particularly good to help them understand how the song ties in with the Bible Truth.

O Worship the King

Verse 1

O worship the King,
all glorious above,
And gratefully sing,
His wonderful love;
Our Shield and Defender,
the Ancient of Days,
Pavilioned in splendor,
and girded with praise.

Listen to it on PFI ESV Songs 4, Track 11

Understanding the Song

1. Who is the King to be worshiped? *God, the King of Kings.*
2. What does it mean to worship God as king? *To worship means to tell how great or worthy He is and to honor Him by obeying Him with all our lives.*
3. Where is God all glorious? *In heaven above.*
4. Why should people GRATEFULLY sing of His wonderful love? *Someone who is grateful knows they received something good that they didn't deserve. God's people know that they never could ever deserve what God did for them. Jesus, the Son of God, saved them by dying on the cross to pay for their sins.*
5. What is a shield? How is God like one? *A shield protects you from something like a deadly arrow hitting you. The arrow hits the shield instead of the person. God is His people's protector every day of their life. Most of all, He protected them through Jesus. Jesus took their punishment for sins instead of them so that they could live eternally rather than die as they deserved.*
6. What is a defender and how is God like one? *A defender protects someone else from something that would hurt or kill them. God defends them against everything that is not part of His good will for them. Jesus defended God's people from the punishment they would have received for their sins.*
7. Why would God be called the Ancient of Days? *Ancient of Days means He has lived for a very, very long time. God always existed, even before time began. This is a title used for God in the Bible.*
8. What does "pavilioned in splendor" mean? *It means that His glory surrounds Him. When you see Him, you see His glory all around Him.*
9. What does "girded with praise" mean? *When you put a belt through your pant's belt loops and tighten it, your Middle is girded. God is so glorious and worthy to be praised that praise for His name always surrounds Him, like a belt surrounds a waist.*

Bible Truth Connection Question

1. How does this song relate to our Bible Truth: **The LORD Is a Glorious Spirit?**
God is spirit. . We cannot see spirit, but the bright, magnificent glory of His perfectly pure spirit shines out more brightly than the sun. From heaven He rules as King over all, reigning in the splendor of His glory.

Story Connection

1. How does this song relate to today's story? *God showed Moses a little of the splendor of His glory. God could only show Moses a little because he, like all people, are too sinful to behold His glory and live.*

Bible Verse Connection Question

1. What does this hymn have to do with our Bible Verse: **Bible Verse: John 4:24:** "God is spirit, and those who worship him must worship in spirit and truth.?"

This hymn encourages God's people to worship and praise God as this Bible verse tells them to. It reminds them that the glory of God's presence shines out in splendor from His Spirit. It reminds them of truths about God to think about as they worship Him: that He is the Ancient of Days (He had no beginning and has no end; that He loves His people in a wondrous way, being their shield from the judgment for sin they justly deserve, and defending them against the accusations of Satan.

Life Application Questions

1. How can God's people be affected by the message of this song? *They can ask God to give them grateful hearts for His love and protection and help them to remember that He is the glorious King in heaven, even though they cannot see Him.*

2. How can we become God's people? *By turning away from our sins and trusting in Jesus as our Savior.*

ACTS Questions

1. What is something we can praise God for from this hymn?

Praise God for being the Glorious King.

2. What are sins we can confess to God from this hymn?

That many times we don't worship God as our King. We disobey Him and try to live for ourselves. We deserve God's punishment! We need a Savior!

3. What is something we can thank God for from this hymn?

We can thank God for being the Redeemer of all those who would ever turn from their sins and trust in Jesus as their Savior.

4. What is something we can ask God for from this hymn?

That God would work in our hearts that we might turn from our sins and trust Jesus as our Savior. Ask Him to help us to truly worship Him as our King in our hearts and lives.

Gospel Question

1. God's people worship and love God the King because He is their Redeemer, the one who saved them from the punishment their sins deserved. Can you tell me how God did this? What is the gospel?

God is the good Creator and King of the world. He made people to worship Him and live by His good laws. But we are all sinners who've rebelled against Him. We all deserve death--God's just, eternal punishment for our sins. How terrible! But God has good news for us. In His great mercy, God sent His Son, Jesus to earth as a man to save sinners. He lived the perfect life that pleases God. (He's the only one who's ever done that!) He offered it up to God His Father as the perfect sacrifice for sins when He suffered and died on the cross. Then, on the third day, Jesus rose from the dead in victory. He had fully paid for the sins of God's people, so they wouldn't have to! Now all who turn away from their sins and trust in Jesus as their Savior will receive forgiveness of sins and eternal life with God. They will be His very own special people who will know Him and enjoy Him forever. We can be God's people, too, if we turn from our sins and trust in Jesus as our own Savior.

Song Game: Pass the Secret Sign

Materials

Sign Language signs used in song, particularly choose words with important meanings you want the children to learn, such as “grace”, “redeem”, etc.

Bag or bowl

Blindfold

Preparing the Game

1. Cut out signs and put in bowl.

Playing the Game

1. Practice the song and signs until the children know them well.
2. Have all the children stand in a tight circle, except one, “It.” who will stand in the Middle of the circle, blindfolded.
3. Have the children in the circle to put their hands behind their backs. Choose a sign from the bag and hand to a child in the circle, still keeping hands behind their backs, not looking at the sign.
4. When “It” says “Pass the Secret Sign”, the children will begin to pass the sign around behind their backs.
5. When “It” says “Stop the Passing!” the child who has the sign freezes with the sign behind his back.
6. The child with the sign brings it around and looks at it. You can help the child practice the sign.
7. Then take the blindfold off of “It”, watch the child with the card do the sign, then have “It” guess the name of the sign. (If desired, “It” can ask another child in the circle for help with their guess.)
8. The holder of the sign then becomes “It.” Sing the song with all the signs, then repeat.

choose a FEW questions for discussion, then choose the game and/or music activity

John 4:24

"God is spirit, and those who worship him must worship in spirit and truth."

Understanding the Bible Verse

1. Who is a spirit? *God is spirit. (He also gave us each a spirit that lives in our bodies.)*
2. What is spirit? *Spirit is invisible and never dies. When we think of who we are, we are really thinking of the spirit God gave us. God gave each of us an invisible spirit as well as a body. We know and love each other and God with the spirits He gave us. God's spirit is very different from ours. Nobody gave God a spirit. He is the very source of spirit and life. He knows everything and everyone at the same time. He has perfect feelings and un-ending love. He creates and controls all things. He is the Giver of Life. He is pure being without any limits.*
3. What is worship? *To love and live for something as the most important thing in your life.*
4. Who should all people worship? *The LORD, the only true God.*
5. How should we worship God? *In spirit and in truth.*
6. What does it mean to worship God in spirit and in truth? *To believe that Jesus is the Son of God and to turn from our sins and trust in Him as Savior. Then, to live out our faith in Him by seeking to know Him more and more and love Him in everything we do in our lives.*

Bible Truth Connection Question

1. What does this verse have to do with the **Bible Truth: The LORD Is a Glorious Spirit?** *This Bible verse tells us that God is spirit and that it is with the spirit He gave us that we can worship Him.*

Story Connection Questions

1. How does this verse relate to our story? How did Moses show that he worshiped the LORD in spirit and in truth? *Moses had faith in God and believed His promises. Moses bowed down when God spoke to him at the burning bush; he obeyed Him and brought the people out of Egypt and back to Mt. Sinai; he was willing to kill 3000 people who would not turn back and worship the LORD; he did not want to go to the Promised Land, unless the LORD went with them. He had faith that God would always do what He promised He would do.*

Life Application Questions

1. What does God invite us to become? *A worshiper in spirit and in truth.*
2. How does someone become a worshiper of God in spirit and in truth? *He confesses his sins to God and trusts in Jesus for salvation. God puts His Holy Spirit in his heart and helps him to seek to know and live for Jesus more and more each day.*

ACTS Questions

1. What is something we can praise God for from this Bible verse? *For being spirit. For being perfectly, purely good and glorious.*
2. What is something we can confess to God from this Bible verse? *That many times we do not want to worship God in spirit and in truth. We often want to just live life our own way. We deserve God's punishment! We need a Savior!*
3. What is something we can thank God for from this Bible Verse? *We can thank God for giving us a spirit to worship Him in spirit and in truth.*
4. What is something we can ask God for from this Bible Verse? *We can ask God to work in our hearts that we would want to turn away from disobeying Him and trust in this wonderful Jesus as our own Savior. That God would help us to truly worship Him in our spirit.*

Gospel Question

1. We are all sinners. How can we worship God in spirit and in truth? The only way is through Jesus! Can you tell me the good news of what Jesus did to make this possible? What is the gospel?

God is the good Creator and King of the world. He made people to worship Him and live by His good laws. But we are all sinners who've rebelled against Him. We all deserve death--God's just, eternal punishment for our sins. How terrible! But God has good news for us. In His great mercy, God sent His Son, Jesus to earth as a man to save sinners. He lived the perfect life that pleases God. (He's the only one who's ever done that!) He offered it up to God His Father as the perfect sacrifice for sins when He suffered and died on the cross. Then, on the third day, Jesus rose from the dead in victory. He had fully paid for the sins of God's people, so they wouldn't have to! Now all who turn away from their sins and trust in Jesus as their Savior will receive forgiveness of sins and eternal life with God. They will be His very own special people who will know Him and enjoy Him forever. We can be God's people, too, if we turn from our sins and trust in Jesus as our own Savior.

Game: Memory Verse Limbo

Materials

Bible verse written up in large print so that all can see
A broom or other long pole

Preparing the Game

None.

Learning the Verse

Some or all of your children may be non- or early readers. Teach the verse in sections, having them say it after you. Repeat a few times. Add clapping or other movement as they say it.

Directions

1. If desired, lead the children in a discussion of a **FEW** of the most important questions before beginning game.
2. Explain the game to them as follows:

Have the children line up. Have everyone say the verse together. Start with the pole at head height and have each child say the verse before "limbo-ing" (bend backwards without touching the pole) under the pole. Feel free to help the children say the verse. After everyone has gone through at the first height, lower a few inches and repeat the process. (Say verse and have children go through). A child is "out" when he/she can no longer limbo without falling down or touching the pole.

Give children who have a failed limbo attempt the option of being restored to the limbo line again by saying the verse a second time (on their own, with a partner or with you); or, allow them sit quietly in a line in front of the limbo line so that they can help others still "limbo-ing" saying the verse (if needed) or Simply watch.

Game continue as time or attention span allow.

Non-competitive Option

Let the children continue to limbo at each height, even if they have a failed attempt at a particular height.

Optional TAKING IT TO OTHERS Activity: Quiz Questions

Have the children choose a few of the questions from the game to ask the parents/other children during TAKING IT TO OTHERS time. Help pre-readers by whispering the question in their ear and letting them ask it aloud to the parents/other children. Make sure you read the Bible verse aloud before you ask your questions.

Directions:

1. Write words to song in large print before class.
2. Play the song for the children, helping them follow along on the song sheet.
3. Discuss the song, using a few questions from the discussion sheet. *Don't use them all!*
4. Introduce sign language for key words of your choice from sign language sheet for your song. Use as few or as many as you think the children can learn.
5. Sing and sign the song. Sign language as well as large format lyrics and sheet music are found in the PFI Unit Songbook or online.
6. If desired, play the Song Game.

Optional TAKING IT TO OTHERS Activity: Presenting and Singing the Song

1. Sing and sign the song, encouraging the watching children/parents to join in.
2. Ask the class some of the questions listed below. The Bible Truth Connection Question is particularly good to help them understand how the song ties in with the Bible Truth.

The Hour Is Coming: John 4:23-24

Listen to it on PFI ESV Songs 4, Track 12

The hour is coming, and is now here,
 The true worshipers will worship the Father,
 Will worship in spirit and truth,
 The hour is coming, and is now here,
 The true worshipers will worship the Father,
 Will worship in spirit and truth,
 For the Father is seeking,
 Such people to worship him,
 For the Father is seeking,
 Such people to worship him.
 For God is spirit, God is spirit, God is spirit, God is spirit.
 God is spirit, God is spirit.
 God is spirit, God is spirit, God is spirit, God is spirit.
 God is spirit, God is spirit.
 And those who worship him, And those who worship him,
 Must worship in spirit and truth.
 And those who worship him, And those who worship him,
 Must worship in spirit and truth.
 John Four, twenty-three and four.

Song Game: Mimic Me!

Materials

Sign Language
 Song

Preparing the Game

None.

Playing the Game

1. Practice the song and signs until the children know them well. Choose a person to be the leader and let them decide upon an action for everyone to do as they sing the song, such as jump on one foot, etc.
2. Sing the song while doing the chosen action.
3. Select another child to be the leader.
4. If desired, you can choose a different action for different important words in the song, such as jump on one foot when you sing the word "grace", but clap your hands when you sing the word "Jesus". Ask the children the meaning of each of the words before adding in their action.

Game continues as number of questions, time, and attention span allow.

STORY REVIEW

Directions: Read and discuss Bible Truth, using a FEW of the questions. Play game. Feel free to modify the game to fit your children.

General Story Questions

1. Why did Moses go to Mt. Sinai the first time? *He was tending his father-in-law's sheep when he was a bush on fire that didn't burn up. He went to see it.*
2. What curious sight did Moses see the first time he came to Mt. Sinai? *The bush on fire that didn't burn up.*
3. Why wasn't the bush burning up? *It wasn't really on fire. What Moses saw some of God's glory, that He allowed Moses to see.*
4. What did Moses take off his shoes and hide his face when he knew the angel of the LORD was speaking to him? *Because God is holy and Moses was just a sinner. Moses knew that the LORD hates sin and nothing sinful can stand in His presence. Moses took off his shoes to show worshipful respect for being in God's presence. He hid his face because he was a sinner in God's presence and felt the shame of his sin...and the greatness and goodness of God.*
5. What was Moses afraid would happen to him when he saw the angel of the LORD?
He would die because he was a sinner in God's presence.
6. What did the Israelites do while Moses was getting the Ten Commandments on Mt. Sinai?
They persuaded Aaron to make them a golden calf to worship as their god.
7. What was so hard about following the LORD for the Israelites? *They could not see Him.*
8. Why were so many people destroyed after making the golden calf?
Because they would not turn back to worshipping the LORD.
9. What did the LORD threaten to do after they made the golden calf?
To wipe them out and make a people from Moses' family to be His people.
10. What did Moses want the LORD to show him? *His glory.*
11. Why did the LORD say Moses could not see all His glory (His face)?
No sinner can see the LORD's face and live because He is holy and nothing sinful can stand in His presence.
12. What did the LORD show Moses? *A little bit of the end of His glory as He passed by.*

Bible Truth Connection Questions

1. What does this story have to do with our **Bible Truth: The LORD Is a Glorious Spirit**? *In our story we learned how Moses got to see only a very little bit of God's glory, because the LORD is too holy for any sinful man to see all His glory.*

Bible Verse Connection Question

1. What does the story have to do with our **Bible Verse: John 4:24**: "God is spirit, and those who worship him must worship in spirit and truth."?
Moses knew God is spirit. Moses truly worshiped God in spirit and truth, but the Israelites many times did not. Their hearts many times did not truly worship the LORD at all. They said they would worship the LORD but they made a golden calf they could worship instead. They wanted a god they could see, rather than worshipping the one, true God who is spirit.

ACTS Questions

1. What is something we can praise God for being that we learned in our story?
Praise God for being the holy, glorious God, who is spirit.
2. What is something we can confess as sin that we learned in our story? *Confess that we are sinners who do not deserve to see God's glory. We deserve God's punishment! We need a Savior!*
3. What is something we can thank God for that we learned in our story? *We can thank God for sending Jesus to make the way for sinners to live in the very presence of God in all His glory forever.*
4. What is something we can ask God for that we learned in our story?
We can ask God to work in our hearts that we might confess our sins, turn away from them and trust in Jesus as our Savior; so that we could be God's people, who know Him, love Him and get to live in His glorious presence forever.

Life Application Questions

1. When will God's people get to see His glory? *In heaven they will get to see all of God's glory.*
2. Why will they be able to see God's glory and live when they are in heaven? *Because they will be completely freed from sin, because Jesus paid for their sins completely when He died on the cross for them.*
3. How can I become one of God's people? *By turning from my sins and trusting in Jesus as my own Savior.*

The Gospel

1. God would not let Moses see His face (the fullness of His glory); yet, in heaven God's people will be able to see Him in all His glory forever. What did Jesus do for God's people so this could be?

God is the good Creator and King of the world. He made people to worship Him and live by His good laws. But we are all sinners who've rebelled against Him. We all deserve death--God's just, eternal punishment for our sins. How terrible! But God has good news for us. In His great mercy, God sent His Son, Jesus to earth as a man to save sinners. He lived the perfect life that pleases God. (He's the only one who's ever done that!) He offered it up to God His Father as the perfect sacrifice for sins when He suffered and died on the cross. Then, on the third day, Jesus rose from the dead in victory. He had fully paid for the sins of God's people, so they wouldn't have to! Now all who turn away from their sins and trust in Jesus as their Savior will receive forgiveness of sins and eternal life with God. They will be His very own special people who will know Him and enjoy Him forever. We can be God's people, too, if we turn from our sins and trust in Jesus as our own Savior.

Game: Spoon and Ball Relay

Materials

Spoons, one per each team

Ping-pong Balls, one per each team

Masking Tape

Baskets: one small one per team; plus, one large one to be shared by all teams.

Story Review Questions, one per child

Paper and marker/pencil for writing questions and keeping score

Preparing the Game

1. Choose 20+ questions for your game from the Story Review Discussion Questions, or make up your own. Write point values to each question, such as 5, 10 and 25 points, depending upon how difficult they are.

5 point questions: What does it say? Simple fact questions, such as “How did Satan tempt Jesus to disobey God, His Father?”

10 point questions: What does it mean? Meaning questions, such as “Why was it important that Jesus obeyed God perfectly?”

25 point questions: What does it mean to me? Life application questions, such as “What is something God wants you to do that you find especially difficult to obey?”

2. Fold up all the questions and place them in the large basket. Place all of the questions in the larger basket at a central point in the room. Use the tape to mark starting points for each team and place the smaller baskets next to the start line. Have a spoon and ping pong ball ready for each team.

Playing the Game

Part 1: Getting the Questions: Split the children into two teams. Have them line up behind the taped lines on the floor. Give the first person in each line a spoon and a ping pong ball. Tell the children that at your signal the first person will walk with the ball balanced in the spoon down to where the basket is. They are to drop the ball into the basket, pick up the ball again as well as a question from the basket and run back with the spoon, ball, and question to their team. They hand the spoon and ping pong ball to the next person in line and deposit their question in their smaller team basket located next to the start line. The relay continues until all children have had a turn.

Part 2: Asking the Questions

After the relay is finished, the children sit down in their groups. The leader will take a question from a team’s basket, tell them how many points it is worth and ask them the question. If the team gets it right, then they get the points. If not, then any other team has a chance to win the points. The teacher then proceeds to the next team’s basket and continues the process. At the end, add up the points and see who wins.

Non-competitive Option

Split the children into two groups and retrieve the questions as above until all the questions have been retrieved. Have the children of the two groups take turns pulling a question out of their basket for all the children to answer. Tally how many questions the children were able to get right. If desired, can play the game again, using only the questions they did not correctly answer. Ask them these again and see how many they get right the second time. Repeat as long as attention span allows or until all the questions have been correctly answered.

Optional TAKING IT TO OTHERS Activity: Quiz Questions

Have the children choose a few of the questions from the game to ask the parents/other children during TAKING IT TO OTHERS time. Help pre-readers by whispering the question in their ear and letting them ask it aloud to the parents/other children.

CASE REPLAY ACTIVITIES

Use this guide to review the Case Story and act it out for others to enjoy!

CASE REPLAY, JR: YOUNGEST CHILDREN

Description: The children will act out the story together, everyone doing the same action/sound effect at the same time. This activity is most suitable for kindergarteners.

Materials

The Case RePlay, Jr. script for younger children

Preparation

1. Read through the script and write in the blanks along the side possible actions/sound effects the children could do to act it out.

Instructions

1. Tell the children that they will be re-enacting the story together as you tell it.
2. As you read the script, lead the children in actions/sound effects to do with you.
3. If desired, you can read the script and stop at certain sentences and ask them what a good action/sound effect would be to act out what you just read.
4. Repeat the re-enactment one or two times more.

CASE REPLAY, SR: OLDER CHILDREN

Description: The children act out the story as a three-scene play. You will narrate it using the Case RePlay, Sr. script and they will act it out (no spoken words, for the most part), with each child assuming a different character's role. This activity is most suitable for first grade and up. You will review the story, then practice it a few times before performing it for others.

Materials

The Case RePlay, Sr. script
White board or other large format paper
Costumes and props

Preparation

1. Prepare for the play by choosing costumes and props for each character in the story. Decorate the area with any scenery props.
2. Write the words "Beginning," "Middle," "End" on a large piece of paper/whiteboard with plenty of space under each heading. You will use this paper to help the children think about the story as a three-scene play, as it is presented in the script.

Instructions

1. Tell the children that they will get to act out the story as a three-scene play, with a beginning, Middle and end section. Tell them that before they can act it out, they need to think it out. as you narrate it with your script.
2. Take the children's answers as they recount the story, helping them put key incidents in the right order.
3. If desired, when they have filled in their Beginning, Middle, End, read through your whole (real) script, so they hear exactly what you will have them act out.
4. Then tell the children that it's time to practice acting out the story.
5. Assign parts to each child. If you are using costumes, do NOT give them out at this point. They will be a distraction.
6. Have all the children sit on the floor or in chairs on one side of the "stage," then call the characters up in place as their part in the story comes.
7. As you read the script, guide the children in where you want them to move or do to act it out.
8. After going through the whole script once, give out any costumes and props and act out the script once or twice more.

Optional TAKING IT TO OTHERS Activity: Re-enacting the Story

Read the script as the children act out together (younger) or assuming different roles (older) as the other children or the parents watch.

CASE REPLAY, JR--YOUNGER KIDS (KINDERGARTEN) P.2

Welcome to our play! The name of our story is called: The Case of the Strange Sightings.

Our story takes place up on Mount Sinai, a mountain the dry land southeast of Egypt. It's an Old Testament story that took place about 1500 years before Jesus lived on earth.

And now we present: "The Case of the Strange Sightings."

Actions:

Scene 1:

Moses climbed five times up Mt. Sinai to meet with God about the Israelites. Less than a year earlier, Moses came to Mt. Sinai for the first time and saw a bush, mysteriously lit up with what looked like fire, but which never burned up. Moses learned that it wasn't fire at all in the bush, but a bit of the glory of the LORD! As Moses gets closer, God speaks to Moses through the Angel of the LORD. He tells Moses to bring the Israelites up out of Egypt and back to Mt. Sinai. Moses obeys. By mighty acts, the LORD shows all of Egypt (as well as the Israelites) that He was the one true God and He frees the Israelites from slavery.

Scene 2:

Moses brings the Israelites to Mt. Sinai to worship the LORD. When the people hear the LORD speak and see His power in the thunder, lightning, clouds and fire on the mountain, they worship Him. They are so fearful of the LORD speaking to them that they ask Moses to go up the mountain to meet with Him in their place. Moses goes up three times to receive God's laws. While Moses is meeting with God on the top of the mountain, the Israelites forget the LORD, who is spirit, and make a golden calf they could see. Aaron and the people have a big party to honor it. The Israelites are punished for making and worshiping the golden calf. Three thousand die, while the rest have to drink the ground-up gold of the calf in water. The LORD threatens to not lead the people into the Promised Land.

Scene 3

Moses climbs back up the mountain a fifth time to speak to God and pleads with Him to go with them. The LORD is pleased with Moses' request. He agrees to lead them to the Promised Land. Moses asks to see God's glory. The LORD cannot allow him to, because He is too holy. He places Moses in a cleft of a rock and lets him see a little of His glory.

Bible Truth Tie-In:

The Bible Truth we are learning is: **The LORD Is a Glorious Spirit.** In our story we learned how Moses got to see only a very little bit of God's glory, because the LORD is too holy for any sinful man to see all His glory.

CASE REPLAY, SR--OLDER KIDS (1ST GRADE AND UP) P.3

Welcome to our play! The name of our story is called: The Case of the Strange Sightings.

Our story takes place up on Mount Sinai, a mountain the dry land southeast of Egypt. It's an Old Testament story that took place about 1500 years before Jesus lived on earth.

The characters in our story are: Moses, the Angel of the LORD, the Egyptians and Pharaoh, Israelites

And now we present: "The Case of the Strange Sightings."

Scene 1: (Beginning)

Moses climbed five times up Mt. Sinai to meet with God about the Israelites. Less than a year earlier, Moses came to Mt. Sinai for the first time and saw a bush, mysteriously lit up with what looked like fire, but which never burned up. Moses learned that it wasn't fire at all in the bush, but a bit of the glory of the LORD! As Moses gets closer, God speaks to Moses through the Angel of the LORD. He tells Moses to bring the Israelites up out of Egypt and back to Mt. Sinai. Moses obeys. By mighty acts, the LORD shows all of Egypt (as well as the Israelites) that He was the one true God and He frees the Israelites from slavery.

Scene 2: (Middle)

Moses brings the Israelites to Mt. Sinai to worship the LORD. When the people hear the LORD speak and see His power in the thunder, lightning, clouds and fire on the mountain, they worship Him. They are so fearful of the LORD speaking to them that they ask Moses to go up the mountain to meet with Him in their place. Moses goes up three times to receive God's laws. While Moses is meeting with God on the top of the mountain, the Israelites forget the LORD, who is spirit, and make a golden calf they could see. Aaron and the people have a big party to honor it. The Israelites are punished for making and worshiping the golden calf. Three thousand die, while the rest have to drink the ground-up gold of the calf in water. The LORD threatens to not lead the people into the Promised Land.

Scene 3: (End)

Moses climbs back up the mountain a fifth time to speak to God and pleads with Him to go with them. The LORD is pleased with Moses' request. He agrees to lead them to the Promised Land. Moses asks to see God's glory. The LORD cannot allow him to, because He is too holy. He places Moses in a cleft of a rock and lets him see a little of His glory.

Bible Truth Tie-In:

The Bible Truth we are learning is: **The LORD Is a Glorious Spirit.** In our story we learned how Moses got to see only a very little bit of God's glory, because the LORD is too holy for any sinful man to see all His glory.

Glory

Description

Children will make a snow globe of Moses hiding in a cleft of rock as His glory passes.

Materials

Modeling clay: Brown (Cleft), Grey, Skin tone, Black, other colors (Moses' beard, hair, eyes, robe)

Toothpicks, 2 per child (one for etching, one for Moses' staff)

Small Pebbles (rocky effect for cleft)

Jiggly Eyes (for Moses) (optional)

Small to Medium sized jars with tightly fitting lids, 1 per child

Water

Gold or Silver Glitter

Hot Glue Gun and sticks

Preparing the Craft

1. Set out bits of clay of all colors so that all children can easily reach them.
2. Set out 2 toothpicks at each place..

Making the Craft

1. Show the sample of the craft you have made.
2. Have children shape their Moses (with toothpick staff in hand, if desired) and a cleft of rock to place him in. Show them the size of jars so they can know how small they need to make their model.
3. Give out the jars and have the children gently set their model in lid of jar. Seal down firmly on all edges.
4. This is crucial to make sure the clay objects don't come loose! Check each child's before proceeding to next step. If you can turn it upside down and gently shake it without it coming loose, then it is secure.
5. Fill up jars almost to top with water, leaving room for the glitter.
6. Help the children add their "glory" glitter to the water and tightly put on the lids. Secure the lids with hot glue around the rim to seal it.

Making a Bible Truth Connection

Once the children have settled into their craft, use the Bible Truth- Craft Connection Sheet to lead discussion about the craft. Note that most of these questions echo the questions on the case board, providing a review of what the children learned earlier.

Optional TAKING IT TO OTHERS Activity: Craft Presentation

If you are presenting the craft to other children or parents the children can hold up their crafts (or your model craft) and read their Bible Truth Connection answers to explain the importance of the craft.

CASE CRAFT**Discussion Guide****Instructions:**

As the children are settled into making their craft, ask them these questions to help them understand the craft's significance. Use the answers provided to guide the children's answers.

Discussion Questions

1. Where did the LORD show a bit of His glory?

Up on Mt. Sinai.

2. Who got to see this little bit of the LORD's glory?

Moses.

3. Why did the LORD only let Moses see a tiny bit of His glory?

Because He is too holy for sinful people to see and live.

4. What is the Bible Truth that we are learning?

The LORD Is a Glorious Spirit.

5. What does our craft have to do with our Bible Truth: The LORD Is a Glorious Spirit?

God has no body for us to see. Even His glory is too much for people to see because they are sinful. In heaven, God's people will get to see God's full glory, because they will be completely purified from their sins then.

6. What can this craft help us remember?

God is a glorious spirit, too wonderful and holy for sinful people to look at. If we turn from our sins and trust in Jesus, our sins are forgiven and in heaven we will get to see God's full glory.

TAKING IT TO OTHERS**Craft Presentation****Instructions:**

Have children hold up your model craft/their crafts. Choose five children (or you say) the five sections below to explain the craft's importance.

Presentation:

1. Our craft is Glory.

2. Up on Mt. Sinai, the LORD revealed only a tiny bit of His glory to Moses because He is a glorious spirit too holy for sinful people to see and live.

3. Bible Truth 1 is: The LORD Is a Glorious Spirit.

4. God has no body for us to see. Even His glory is too much for people to see because they are sinful. In heaven, God's people will get to see God's full glory, because they will be completely purified from their sins then.

5. Our craft can help us remember that God is a glorious spirit, too wonderful and holy for sinful people to look at. If we turn from our sins and trust in Jesus, our sins are forgiven and in heaven we will get to see God's full glory.

Note: Even non-readers can participate in presenting the craft, if you will whisper what they are to say in their ear and let them say it aloud for the others to hear.

BEFORE CLASS:**1. PICK YOUR PERSON**

VIPPs can be anyone in your church! Typically, they fall into 6 categories: Church staff, Elders, Deacons/deaconesses, Special Volunteers (people who aren't paid, but spend a lot of time helping out in particular ways), Supported Workers (aka missionaries), and Church Members.

2. GATHER YOUR FACTS

Use the VIPP Information Sheet to write down the facts about your VIPP. The information on this worksheet is used in the VIPP activities, listed in the "Choose an Activity" section below.

DURING THE ACTIVITY:**1. INTRODUCE YOUR VIPP**

Introduce your VIPP to the children, using the VIPP Information Sheet. Fill in a set of VIPP Clue Cards with the information for your VIPP. If desired, you can even have the actual person come into class for the children to meet.

Need help describing what someone does for the church in a kid-friendly way? Check out the list of common VIPPs on the Praise Factory website in the PFI resources. There are lots of kid-friendly descriptions for common VIPP's, such as pastors, elders, deacons and a lot more.

2. PRAY!

Lead the children in praying for the VIPP. Ask the children if they would like to pray for one of the VIPPs prayer requests. Even non-readers can pray for the VIPP if you whisper the prayer request in their ear, then let them say it aloud. Never force a child to pray!

3. CHOOSE AN ACTIVITY

There are two activities you can use to help the children learn about the VIPP:

VIPP Clue Cards: These are nine coloring sheets in which children fill in the nine things they learn about the VIPP from the VIPP Information Sheet. Photocopy a set of each child. Use as few or as many of these Clue Cards as you desire. Clue Cards found at the back of this book.

VIPP Game: This is a game that uses a set of Clue Cards for one or two VIPPs.

Choose a VIPP and fill in his/her information on the VIPP Information Sheet. Fill in a set of VIPP Clue Cards with the information for your VIPP. Tell the children about the VIPP, having them fill in the VIPP Clue Cards with the key facts as they learn them. Write any words the children need to write on a white-board or other piece of paper so they can see how to spell them. Help younger children write these words on their clue cards. Ideas for how to tell the children about many common VIPPs are listed at praisefactory.org with the resources for this Bible Truth.

Optional TAKING IT TO OTHERS Activity: Introduce and Pray for the VIPP

If you are presenting the VIPP to other children or parents you can assign children to hold up the 10 clue cards and say what each card tells about the VIPP. (Or, you can have the children hold them up as you tell what each one means.) Then lead the children in praying for the VIPP.

Game: Hit the Wall

Materials

- Information Sheet for one VIPP
- 2 Set of Clue Cards
- 8 8.5" x 11" Manila Envelopes
- Nerf Ball or other soft ball for indoor use

Preparing the Game

1. Fill in one set of clue sheets for the VIPP you are using.
2. Tape the other (blank) set of Clue Cards to the outside of the manila envelopes.
3. Put the filled-in clue cards in the corresponding envelope.
4. Tape the envelopes to the wall.

Playing the Game

Reveal, then Review Version:

Reveal: Tell the children about the VIPP, showing them your filled-in clue cards as you tell about them.

Review: Have the children take turns trying to hit an envelope with the ball. The teacher (or the child) tells the Clue Card category. The other children try to remember what the VIPP's answer was. Open it up and see if they got it right. If they did, the Clue Card is retired. If not, it can be added back into the Clue Cards to be aimed at.

VIPP INFORMATION SHEET

VIPP NAME:

WHAT VIPP LOOKS LIKE

Man or Woman? _____

Hair color? _____

Eye color? _____

FAVORITE ANIMAL

FAVORITE FOOD

FAVORITE FREE TIME ACTIVITY

WHAT VIPP DOES DURING WEEK

VIPP GROUP OF SERVICE:

Church Member

Deacon

Elder

Church Staff

Special Volunteer

Supported Worker
(Missionary)

3 WAYS VIPP SERVES CHURCH

3 WAYS TO PRAY FOR THE VIPP

BIBLE TRUTH 1, LESSON 2: PLANNER/OVERVIEW

GETTING STARTED: Welcome and Opening Songs (*introduce unit and get kids moving with these songs*)

Welcome to Praise Factory: PFI: Praise Factory Investigators Theme Song *PFI ESV Songs 4, Track 1*

Rules to Help Us Worship God and Love One Another: WoGoLOA Classroom Rules Song
PFI ESV Songs 4, Track 2

Big Question Under Investigation: Big Question 4 Songs *PFI ESV Songs 4, Tracks 3,4*
Extra Song: Inspector Graff's Rap: The ABC's of God PFI ESV Songs 4, Track 5

Big Question Bible Verse: 1 Kings 8:23 In Heaven Above Song *PFI ESV Songs 4, Track 6*
Extra Unit 4 Bible Verse: In Heaven Above 1 Kings 8:23, ESV (short version) PFI ESV Songs 4, Track 7
Extra Unit 4 Bible Verse: In Heaven Above or Earth Beneath 1 Kings 8:23, ESV (other version) PFI ESV Songs 4, Track 8
Extra Unit 4 Bible Verse: O, O LORD 1 Kings 8:23, ESV (other version) PFI ESV Songs 4, Track 9
Extra Unit 4 Bible Verse: I Am God Deuteronomy 32:3-4, HSCB, PFI ESV Songs 4, Track 10

DIGGING DEEP DOWN: Key Concept and Story (*introduce the Bible Truth and tell the related story*)

Bible Truth 1: The LORD Is a Glorious Spirit

Bible Truth Hymn: O Worship the King, v.1 *PFI ESV Songs 4, Track 11*

Bible Verse: John 4:24

Bible Verse Song: The Hour Is Coming: John 4:23-24, ESV *PFI ESV Songs 4, Track 12*
Extra Bible Verse Song: God Is Spirit John 4:24, ESV PFI ESV Songs 4, Track 13

Lesson 2 Story of the Saints: The Case of the Hidden Help

TAKING ACTION: Response Activities (*choose from among these activities*)

Snack and Discussion Planner: Helen's Food for Lions

ACTS Prayer: Prayer Sheet

Bible Truth Review: Discussion Questions and Game: Circus Lions

Bible Truth Hymn: O Worship the King, v.1 *PFI ESV Songs 4, Track 11*
Song, Sign Language and Song Game: Word Take Away **PFI ESV Songs 4 BOOK or ONLINE**

Bible Verse Review: John 4:24 Discussion Sheet and Game: Hot and Cold Hide

Bible Verse Song: God Is Spirit: John 4:24 *PFI ESV Songs 4, Track 12*
Song, Sign Language and Song Game: Big Voice, Little Voice **PFI ESV Songs 4 BOOK or ONLINE**

Story Review: Discussion Questions and Game: Shoe Search and Ransom

Case RePlay, Jr: Drama Activity for Youngest Children (children do same story actions together)

Case RePlay, Sr: Drama Activity for Most Children (children re-tell story with individual parts)

Craft: Lion of Judah/Lions of the Army of Liberation Armbands

VIPP (Very Important Prayer Person) Prayer Time: Coloring Sheets (Back of Book) and Game: Beanbag Toss In

TAKING IT HOME: Take Home Sheet for Review and Family Devotions

PFI Pronto: Bible Truth 1, Lesson 2 **PFI ESV Prontos 4 BOOK or ONLINE**

The Case of the Hidden Help

by Connie Dever

Our story is called:**The Case of the Hidden Help.****As you listen to the story, see if you can figure out:**

1. Who needed help? Why?
2. Who helped? How was their help hidden? How was it not hidden?

This story doesn't take place in Bible times. It takes place in the 1950's in the Belgian Congo, in Africa.

"Seeing is believing." That's what many people think. If they can't see something or touch something, then how do they know if it is really true or real? That's one reason why many have a hard time believing in the LORD. After all, He is spirit and we can't see Him.

But Dr. Helen Roseveare was one person who didn't have to see to believe. The Holy Spirit had worked her heart, giving her faith to believe in this great God she couldn't see. And not only did she believe in Him, but she was willing to leave her nice, safe home in England to go to a not very safe place at all, to tell others about Him and to care for their medical needs-- the Belgian Congo in Africa.

There were many things that made the Belgian Congo a dangerous place when Helen went there. There were lots of mosquitoes that carried a sickness called malaria that medicines couldn't always cure. There were huge, poisonous snakes hiding among the thick undergrowth; there were crocodiles in the rivers. Even leopards and other wild animals roamed in the jungles. Could Dr. Roseveare really trust this great, invisible God of hers to take care of her amidst such dangers? Would He be there with her, even though she couldn't see Him? She believed He would be.

But when Dr. Roseveare arrived in the Congo, she found there was another great danger that she had to face that she had not known about: LIONS! Oh, I don't mean "ROAAAARRR!" lions, with big teeth and huge claws, furry manes and long tails. I mean the "Lions of the Army of Liberation." These were men who had rebelled against the government in the Belgian Congo and taken it over. They armed themselves with spears, guns, clubs, and machetes and went around the country robbing, looting and even killing anyone they thought were their enemies. Unfortunately, this included

people from other countries, like Dr. Roseveare.

Could Helen trust this great invisible God of hers to take care of her, even against these "Lions?"...or should she go back home to England? She believed she could trust Him and she stayed right there in the Belgian Congo so she could tell the good news Jesus and give the people medical care.

"Bang, bang, bang!" The quiet Sunday afternoon was interrupted by a sudden, loud hammering at Dr. Roseveare's back door. Then came the familiar shout of the Lion soldiers: "Open up in the name of the Army of Liberation!"

"You stay here with your baby while I try to keep them out," whispered Dr. Roseveare to the Greek woman whom Dr. Roseveare had helped give birth to her first child the night before. Dr. Roseveare was but a little English lady, what could she do against the likes of the great Lions of the Army of Liberation? Very little on her own, but ANYTHING was possible with her great, invisible God who was always with her.

Dr. Roseveare stumbled to the door and somehow forced herself outside, pulling the door shut behind her. She would try to keep the soldiers from coming in the house and getting to the worried mother and her baby. Dr. Roseveare turned around and faced three, fierce soldiers. The one in the Middle was the leader, the man to her right carried a spear, and the one to her left had a gun slung over his shoulder and a large club at his waist.

The soldiers began shouting demands at her. "Give us your money or else!"

"I am not going to part with my money or anything

Story-telling Tips

Ahead of time:

1. Read the Bible verses and story. Pray!
2. Create story cue cards on index cards (or highlight text).
3. Practice telling story dramatically, timing your presentation. Shorten, if necessary to fit your allotted time.
4. Decorate area with story props that help bring your story alive.

During your presentation:

1. Maintain as much eye contact as possible as you tell the story. Point to/use props at important points in the story. Include the kids in your story with a few questions about what they think will happen or words/concepts that might be new to them.
2. Watch the kids for signs that their attention span has been reached. Shorten, if necessary.

else!” thought Dr. Roseveare. She stood her ground, blocking the door and refusing to let them inside.

The soldiers’ tempers flared. “Look at this defenseless, little English woman! How dare she treat us like this! There’s no one to help her. Doesn’t she know we can easily handle her. She’s no match for us! We’re the Lions!” they said.

The leader standing in the Middle turned to the man on his left and commanded: “Strike her down!” The man raised his spear. He wasn’t more than three feet away from her. If he hit her, the blow would kill her. Dr. Roseveare raised her arm to protect herself, but knew it would do no good.

“Will I live or die? Please, God, if I’m to die, may it be quickly, by this soldier’s first blow!” she gasped a prayer to her great, invisible God.

Dr. Roseveare waited for the spear to hit her body, but nothing happened. At last she opened her eyes and what did she see? There was that soldier, his arm upraised, spear poised to strike, eyes filled with anger... yet unable to move! The great, invisible God who they couldn’t see was indeed with her. He had frozen that terrible soldier and his spear in place with His mighty power that this man could neither resist nor overcome. God was more powerful than this Lion!

“Strike her down!” roared the leader to the second man. He raised his gun to crash the end of it down upon Dr. Roseveare’s head. Again, Dr. Roseveare raised her arm and braced herself for the blow, prepared to live or die, turning her head away, holding her breath, her mouth dry.

Again, nothing happened. Slowly, Dr. Roseveare turned and looked. There the second soldier stood, as the first one, held in the iron grip of her great, invisible God, totally unable to move. The Lord once more showed that He was more powerful than these Lions. Hatred, anger, and moved across the soldier’s face. Dr. Roseveare’s eyes gazed steadily into his for a long moment; then, her heart was flooded with peace and safety and power.

She turned to the leader and said, “You’re wasting your time! My God is stronger than yours. You’d better go round to the front of the house and we’ll calmly discuss this matter there.”

Dr. Roseveare backed into the house, shut the door and then collapsed to the concrete floor.

“Thank you, Lord, for rescuing me!” she prayed gratefully to her mighty, invisible God who had been with her and saved her. As soon as Dr. Roseveare shut the door to her house, the invisible God who had held the soldiers frozen in His grip, now released them. They stood there deeply afraid. They had not seen this God, but now they knew that He existed. That English woman was not just a defenseless little lady as they had thought. She had a great, invisible God with her protecting her. They would not try harming her again. They wanted to know more of her God.

Dr. Roseveare graciously invited these same men who only minutes before had intended to kill her, to sit down on her front porch with her. She served them coffee and cookies and shared with them about her great, invisible God. She told them about Daniel and how this same God had protected him from hungry, ferocious lions by shutting their mouths. Most of all, she told them about Jesus, God’s Son, nicknamed the “Lion of Judah.” He was God Himself, come to earth as a human—yet still completely God, too. He came to offer up His life as the perfect payment for sins of all who confess their sins to Him and turn to trust in Him for salvation. This Jesus would even forgive these terrible “Lions”, if they would ask Him to be their Savior.

We don’t know what happened to those soldiers that day after they left Dr. Roseveare’s house. Did they decide to turn in trust in this great, invisible God they had seen protect Dr. Roseveare that day? I hope that they did! But one thing is for sure: they never forgot Him--the great, invisible Lion of Judah--who loved and protected His people, according to His good plans.

Cracking the Case:

It’s time to answer our Case Questions.

1. Who needed help? Why? Helen Roseveare. Soldiers came who wanted to hurt her and the other people who lived with her if she didn’t give them what they wanted.

2. Who helped? How was his help hidden? How was it not hidden? The Lord helped. His help was hidden in that God is a spirit and didn’t show Himself to the soldiers. His help wasn’t hidden in that He made the soldiers unable to even move.

Something For You and Me

Our Bible Truth is:
The LORD Is a Glorious Spirit

Our Bible Verse is: John 4:24

“God is spirit, and those who worship him must worship in spirit and truth.”

What about you and me? We cannot see the LORD, the great, invisible God who is spirit. What will we do? Will we decide to forget Him when we want to do things we know He wouldn't want us to do? Will we decide to act like He doesn't see us or that He isn't really here with us always? It's easy for us to forget what we don't see, just like it was for those soldiers.

Or, will we be like the true worshipers of God who know Jesus and have His Spirit live in their hearts? They remember Him in everything they do: trusting Him, obeying Him, loving Him, like Dr. Roseveare did; even though they can't see Him.

Jesus invites each of us to be true worshipers of Him. He invites us to be His people. How? By turning from wanting to disobey God and trusting Jesus as our own Savior. If we do, He will send His Holy Spirit to live in our hearts. He will make them new and full of love for Him. He will help us know Him better and better each day and He will take care of us every day of our lives.

Best of all, one day we will not have to worship who we don't see, but who we do see. In heaven, we will gaze upon the beauty, magnificent glory of the LORD and see Jesus in all His glorious splendor. Then there will never have to be believing without seeing again!

Let's praise this great God, who is a glorious spirit, who invites us to be His true worshipers. Let's ask Him to work in our hearts that we might turn from disobeying Him and trust in Jesus as our own Savior. Let's ask Him to fill our hearts with His Holy Spirit, that we might know Him and love Him even today! And one day, get to see Him and be with Him in all His glory in heaven. Let's pray.

Close in prayer.

Closing ACTS Prayer

A God, we praise You for being the great Lion of Judah. You are spirit, hidden from our eyes here on earth, but You are more powerful than anyone or anything we can see.

C God, we confess that many times we have a hard time believing in You because we can't see You with our eyes.

T God, we thank You that You are always able to protect Your people in any situation, according to Your perfect plan.

S God, we ask that You would work in our hearts that we might turn away from our sins and trust in Jesus as our Savior. Help us to worship You and trust in You, even though we cannot see You with our eyes. Work in our hearts, helping us to know You better through Your Spirit.

Special Words

Belgian Congo: A country in Africa, now called the Democratic Republic of the Congo.

Malaria: A disease that can be caught from mosquitoes in some parts of the world (not the U.S., comfort the children).

Army of Liberation: A group of soldiers who were trying to take over the government of the Belgium Congo by force.

ACTS PRAYER ACTIVITY

Use this sheet to write down your ACTS Prayer

Instructions:

Use this sheet to help the children apply the Bible Truth into a prayer. You can use the ACTS provided or even better, have the kids think of their own applications. Also have the children add their personal requests to the prayer, too. Lead the children in the prayer or let them pray sections, with your help. Never force a child to pray! Non-readers can participate by you whispering a section of the prayer into their ear and allowing them to pray it aloud for the group.

ADORATION:

God, we praise You for being spirit. We praise You for being gloriously perfect and purely good.

God, we praise You for being.....

Add your own Adorations:

CONFESSION:

God, we confess that many times we act like You aren't not real, because we can't see You. We do many bad things that You don't want us to do, acting like You don't see what we do. We need a Savior!

God, we have sinned against You....

Add your own Confessions:

THANKSGIVING:

Thank You, God for making us able to know You, even though we cannot see You. Thank You for sending Jesus to make the way for us to know You. Thank You for sending Jesus not just to save us, but to show us even more what You are like in all that He did and the way He lived, died and rose from the dead.

God, we thank You for...

Add your own Thanksgivings:

SUPPLICATION:

God, help us to be aware that You are near, even though You are a spirit we cannot see. Send Your Spirit to work in our hearts, helping us to turn away from our sins and trust in Jesus as our Savior. Help us look forward to the day when we will see You in all Your glory.

God, we need Your help...

Add your own Supplication:

SNEAKY SNACK

Can you figure out how this snack relates to the story?

Snack: Helen's Food for Lions

Chocolate Milk "Coffee" and Cookies

This is only a suggestion. Feel free to modify. Be mindful of allergy issues among your children!

Case Tie-in: Helen Roseveare served coffee and cookies to the "lions" (the soldiers) and talked to them about the Lord, the invisible, glorious, one, true God who had protected her.

SOUL FOOD

Food for thought during snack time

1. What does the snack have to do with the story?

Choose a few questions from the other activity discussion sheets to talk about during this snack time.

2.

3.

4.

5.

6.

7.

Directions: Read and discuss Bible Truth, using a FEW of the questions. Play game. Feel free to modify the game to fit your children.

The LORD Is a Glorious Spirit

God is spirit. God the Father has no body for us to see, but the bright, magnificent glory of His perfectly pure spirit shines out more brightly than the sun. No human look upon God in all His glory. He is too holy for us to see.

Jesus is God's Son. He is spirit, like His Father, but He became human to live on earth and to die for God's people's sins. He is completely God AND completely man. God's people will live face to face with God in heaven. There, they will see Jesus. He will still have a human body; but there, He will shine with magnificent glory because he is God.

Understanding the Bible Truth

1. God is what? *Spirit.*
2. What does God the Father not have? *A body that we can see.*
3. What part of God the Father can we see? *The bright, magnificent glory of His perfectly pure spirit.*
4. What is God's glory brighter than? *The sun.*
5. Why can no human look at all God in all His glory? *Because we are sinners and He is perfectly holy.*
6. Why does Jesus have a body? *He became human to live on earth and die for God's people's sins.*
7. Jesus is completely what two things? *Completely God and completely man.*
8. Who will God's people live face to face with in heaven? *Why? Jesus, because He still will have a man's body. Also, because of Jesus, God's people will be completely free of sin when they are in heaven, so they will be able to look upon all of God's glory.*
9. What will be different about Jesus' body in heaven? *He will shine with God's magnificent glory because He is God.*

Story Connection Questions

1. How does the case story point to the **Bible Truth: The LORD Is a Glorious Spirit**? *Why were the soldiers so surprised that the Lord froze them in place? Because the Lord is a spirit they could not see. Because they could not see Him, they didn't think about Him being there.*

Bible Verse Connection Question

What does our Bible Truth have to do with our Bible Verse: **John 4:24**: "God is spirit, and those who worship him must worship in spirit and truth."?

This verse tells us that God is spirit.

Life Application Questions

1. Why is it hard for us to believe in God? *Because He is a spirit we cannot see Him.*
2. What can we ask God for to help us believe in Him, even though we cannot see Him?
Ask Him to give us faith to turn away from our sins and trust in Jesus as our Savior. We can ask Him to send His Spirit to live in our hearts, that we might know Him and He might encourage us to live and love God more and more.

ACTS Questions

1. What is something we can praise God for because of this Bible Truth?
Praise God for being spirit. Praise Him for being perfectly, purely good.
2. What are sins we can confess to God because of this Bible Truth? *Confess that many times we act like He's not real, because He's invisible. We do many bad things that He does not want us to do. We need Jesus to save us!*
3. What is something we can thank God for because of this Bible Truth?
Thank Him for making us able to know Him, even though we cannot see Him.
4. What is something we can ask God for because of this Bible Truth?
We can ask God to work in our hearts that we would want to turn away from disobeying Him and trust in this wonderful Jesus as our own Savior. Ask Him to help us be mindful of Him always, even though we cannot see Him.

The Gospel

1. On earth, sinful people cannot look upon God in all His glory; yet in heaven, God's people will be able to see Him in all His glory forever. What did Jesus do for God's people so that this could be? What is the good news of Jesus? What is the gospel?

God is the good Creator and King of the world. He made people to worship Him and live by His good laws. But we are all sinners who've rebelled against Him. We all deserve death--God's just, eternal punishment for our sins. How terrible! But God has good news for us. In His great mercy, God sent His Son, Jesus to earth as a man to save sinners. He lived the perfect life that pleases God. (He's the only one who's ever done that!) He offered it up to God His Father as the perfect sacrifice for sins when He suffered and died on the cross. Then, on the third day, Jesus rose from the dead in victory. He had fully paid for the sins of God's people, so they wouldn't have to! Now all who turn away from their sins and trust in Jesus as their Savior will receive forgiveness of sins and eternal life with God. They will be His very own special people who will know Him and enjoy Him forever. We can be God's people, too, if we turn from our sins and trust in Jesus as our own Savior.

Game: Circus Lions

Materials

Optional funny wig, glasses, hat, etc.
Hula hoop, etc.
Bible Truth Questions

Preparing the Game

1. Choose 20+ questions for your game from the Bible Truth Discussion Questions, or make up your own.
2. Write the Bible Truth questions on small thin strips of paper (or make a photocopy of the Bible Truth Discussion Questions and Simply cut them into strips) and put them in the bag/bowl.

Playing the Game

Tell the children that they are circus lions. Have them get on all four and roar and roam like lions. Have them “jump” through a hula hoop, etc. Then tell them they are getting very, very sleepy and must lie down...on their backs... in their den. Tell them that sleeping lions lie very still, make no noise, and keep their eyes open! Tell them that you are the Lion Trainer and are trying to wake up the Sleeping, Lazy Lions to perform in the circus. Any lion that makes a move, a sound or smiles will have to get up! Put on your funny wig, glasses, hat, etc. and make your rounds, trying to catch the lions moving, making noise or to make them smile. Lions who are caught are asked to answer a question correctly as their circus trick to before they can go back to their den. Have one of the lions caught to pick a question. Read it to the whole class and take their answers. If they don't get it right, then the child/children must stay out until the next round and next correct answer. If desired, let some of the children take turns being the Lion Trainer.

Game continues as number of questions, time, and attention span allow.

Non-competitive Option

Let all the caught lions join back into the circus, even if the class answers a question incorrectly. Put the question back in the bag for further review.

Optional TAKING IT TO OTHERS Activity: Quiz Questions

Have the children choose a few of the questions from the game to ask the parents/other children during TAKING IT TO OTHERS time. Help pre-readers by whispering the question in their ear and letting them ask it aloud to the parents/other children. Make sure you read the Bible verse aloud before you ask your questions.

Directions:

1. Write words to song in large print before class.
2. Play the song for the children, helping them follow along on the song sheet.
3. Discuss the song, using a few questions from the discussion sheet. *Don't use them all!*
4. Introduce sign language for key words of your choice from sign language sheet for your song. Use as few or as many as you think the children can learn.
5. Sing and sign the song. Sign language as well as large format lyrics and sheet music are found in the PFI Unit Songbook or online.
6. If desired, play the Song Game.

Optional TAKING IT TO OTHERS Activity: Presenting and Singing the Song

1. Sing and sign the song, encouraging the watching children/parents to join in.
2. Ask the class some of the questions listed below. The Bible Truth Connection Question is particularly good to help them understand how the song ties in with the Bible Truth.

O Worship the King

Verse 1

O worship the King,
all glorious above,
And gratefully sing,
His wonderful love;
Our Shield and Defender,
the Ancient of Days,
Pavilioned in splendor,
and girded with praise.

Listen to it on PFI ESV Songs 4, Track 11

Understanding the Song

1. Who is the King to be worshiped? *God, the King of Kings.*
2. What does it mean to worship God as king? *To worship means to tell how great or worthy He is and to honor Him by obeying Him with all our lives.*
3. Where is God all glorious? *In heaven above.*
4. Why should people GRATEFULLY sing of His wonderful love? *Someone who is grateful knows they received something good that they didn't deserve. God's people know that they never could ever deserve what God did for them. Jesus, the Son of God, saved them by dying on the cross to pay for their sins.*
5. What is a shield? How is God like one? *A shield protects you from something like a deadly arrow hitting you. The arrow hits the shield instead of the person. God is His people's protector every day of their life. Most of all, He protected them through Jesus. Jesus took their punishment for sins instead of them so that they could live eternally rather than die as they deserved.*
6. What is a defender and how is God like one? *A defender protects someone else from something that would hurt or kill them. God defends them against everything that is not part of His good will for them. Jesus defended God's people from the punishment they would have received for their sins.*
7. Why would God be called the Ancient of Days? *Ancient of Days means He has lived for a very, very long time. God always existed, even before time began. This is a title used for God in the Bible.*
8. What does "pavilioned in splendor" mean? *It means that His glory surrounds Him. When you see Him, you see His glory all around Him.*
9. What does "girded with praise" mean? *When you put a belt through your pant's belt loops and tighten it, your Middle is girded. God is so glorious and worthy to be praised that praise for His name always surrounds Him, like a belt surrounds a waist.*

Bible Truth Connection Question

1. How does this song relate to our Bible Truth: **The LORD Is a Glorious Spirit?**
God is spirit. . We cannot see spirit, but the bright, magnificent glory of His perfectly pure spirit shines out more brightly than the sun. From heaven He rules as King over all, reigning in the splendor of His glory.

Story Connection

1. How does this song relate to today's story? *Even though the soldiers could not see Him, Helen Roseveare's God showed that He was the King over all, and her protector.*

Bible Verse Connection Question

1. What does this hymn have to do with our Bible Verse: **Bible Verse: John 4:24:** "God is spirit, and those who worship him must worship in spirit and truth.?"

This hymn encourages God's people to worship and praise God as this Bible verse tells them to. It reminds them that the glory of God's presence shines out in splendor from His Spirit. It reminds them of truths about God to think about as they worship Him: that He is the Ancient of Days (He had no beginning and has no end; that He loves His people in a wondrous way, being their shield from the judgment for sin they justly deserve, and defending them against the accusations of Satan.

Life Application Questions

1. How can God's people be affected by the message of this song? *They can ask God to give them grateful hearts for His love and protection and help them to remember that He is the glorious King in heaven, even though they cannot see Him.*

2. How can we become God's people? *By turning away from our sins and trusting in Jesus as our Savior.*

ACTS Questions

1. What is something we can praise God for from this hymn?

Praise God for being the Glorious King.

2. What are sins we can confess to God from this hymn?

That many times we don't worship God as our King. We disobey Him and try to live for ourselves. We deserve God's punishment! We need a Savior!

3. What is something we can thank God for from this hymn?

We can thank God for being the Redeemer of all those who would ever turn from their sins and trust in Jesus as their Savior.

4. What is something we can ask God for from this hymn?

That God would work in our hearts that we might turn from our sins and trust Jesus as our Savior. Ask Him to help us to truly worship Him as our King in our hearts and lives.

Gospel Question

1. God's people worship and love God the King because He is their Redeemer, the one who saved them from the punishment their sins deserved. Can you tell me how God did this? What is the gospel?

God is the good Creator and King of the world. He made people to worship Him and live by His good laws. But we are all sinners who've rebelled against Him. We all deserve death--God's just, eternal punishment for our sins. How terrible! But God has good news for us. In His great mercy, God sent His Son, Jesus to earth as a man to save sinners. He lived the perfect life that pleases God. (He's the only one who's ever done that!) He offered it up to God His Father as the perfect sacrifice for sins when He suffered and died on the cross. Then, on the third day, Jesus rose from the dead in victory. He had fully paid for the sins of God's people, so they wouldn't have to! Now all who turn away from their sins and trust in Jesus as their Savior will receive forgiveness of sins and eternal life with God. They will be His very own special people who will know Him and enjoy Him forever. We can be God's people, too, if we turn from our sins and trust in Jesus as our own Savior.

Song Game: Word Take Away

Materials

Sign Language Signs and Song
White board and marker
Eraser

Preparing the Game

1. Write the words to the song on a white board.

Playing the Game

1. After children have learned the song and signs well, then tell the children that you are going to leave out words from the song (that you've learned signs for) and just do the sign in its place.
2. Have the children help you choose a word to take out. Erase the word from the board. Review the sign the for erased word.
3. Sing the song, trying to remember to NOT sing the word and do only the sign.
4. Continue to take out words until all of the words (with signs) have been taken out.

Game continues as number of questions, time, and attention span allow.

choose a FEW questions for discussion, then choose the game and/or music activity

John 4:24

"God is spirit, and those who worship him must worship in spirit and truth."

Understanding the Bible Verse

1. Who is a spirit? *God is spirit. (He also gave us each a spirit that lives in our bodies.)*
2. What is spirit? *Spirit is invisible and never dies. When we think of who we are, we are really thinking of the spirit God gave us. God gave each of us an invisible spirit as well as a body. We know and love each other and God with the spirits He gave us. God's spirit is very different from ours. Nobody gave God a spirit. He is the very source of spirit and life. He knows everything and everyone at the same time. He has perfect feelings and un-ending love. He creates and controls all things. He is the Giver of Life. He is pure being without any limits.*
3. What is worship? *To love and live for something as the most important thing in your life.*
4. Who should all people worship? *The LORD, the only true God.*
5. How should we worship God? *In spirit and in truth.*
6. What does it mean to worship God in spirit and in truth? *To believe that Jesus is the Son of God and to turn from our sins and trust in Him as Savior. Then, to live out our faith in Him by seeking to know Him more and more and love Him in everything we do in our lives.*

Bible Truth Connection Question

1. What does this verse have to do with the **Bible Truth: The LORD Is a Glorious Spirit?** *This Bible verse tells us that God is spirit and that it is with the spirit He gave us that we can worship Him.*

Story Connection Questions

1. How did Helen Roseveare show that she worshiped the LORD in spirit and in truth?
She was willing to stand up against the soldiers in the name of the LORD and trusted in Him, even when it might cost her life.

Life Application Questions

1. What does God invite us to become? *A worshiper in spirit and in truth.*
2. How does someone become a worshiper of God in spirit and in truth? *He confesses his sins to God and trusts in Jesus for salvation. God puts His Holy Spirit in his heart and helps him to seek to know and live for Jesus more and more each day.*

ACTS Questions

1. What is something we can praise God for from this Bible verse?
For being spirit. For being perfectly, purely good and glorious.
2. What is something we can confess to God from this Bible verse? *That many times we do not want to worship God in spirit and in truth. We often want to just live life our own way. We deserve God's punishment! We need a Savior!*
3. What is something we can thank God for from this Bible Verse?
We can thank God for giving us a spirit to worship Him in spirit and in truth.
4. What is something we can ask God for from this Bible Verse?
We can ask God to work in our hearts that we would want to turn away from disobeying Him and trust in this wonderful Jesus as our own Savior. That God would help us to truly worship Him in our spirit.

Gospel Question

1. We are all sinners. How can we worship God in spirit and in truth? The only way is through Jesus! Can you tell me the good news of what Jesus did to make this possible? What is the gospel?

God is the good Creator and King of the world. He made people to worship Him and live by His good laws. But we are all sinners who've rebelled against Him. We all deserve death--God's just, eternal punishment for our sins. How terrible! But God has good news for us. In His great mercy, God sent His Son, Jesus to earth as a man to save sinners. He lived the perfect life that pleases God. (He's the only one who's ever done that!) He offered it up to God His Father as the perfect sacrifice for sins when He suffered and died on the cross. Then, on the third day, Jesus rose from the dead in victory. He had fully paid for the sins of God's people, so they wouldn't have to! Now all who turn away from their sins and trust in Jesus as their Savior will receive forgiveness of sins and eternal life with God. They will be His very own special people who will know Him and enjoy Him forever. We can be God's people, too, if we turn from our sins and trust in Jesus as our own Savior.

Game: Hot and Cold Hide

Materials

Bible verse written up in large print so that all can see
An object to hide

Preparing the Game

None.

Learning the Verse

Some or all of your children may be non- or early readers. Teach the verse in sections, having them say it after you. Repeat a few times. Add clapping or other movement as they say it.

Directions

1. If desired, lead the children in a discussion of a **FEW** of the most important questions before beginning game.
2. Explain the game to them as follows:
Have the children sit or stand in a group. Tell them that one person will leave the room and another person will hide the object. After the object is hidden the Seeker will begin to look for the object. The rest of the children, led by the teacher, will begin to repeat the verse over and over, reciting it louder as the Seeker gets closer to the object and more quietly as the Seeker gets further from the object. When the object has been found, the leader will choose another Hider and Seeker and the game continues.

Game continues as time or attention span allow.

Optional **TAKING IT TO OTHERS** Activity: Quiz Questions

Have the children choose a few of the questions from the game to ask the parents/other children during **TAKING IT TO OTHERS** time. Help pre-readers by whispering the question in their ear and letting them ask it aloud to the parents/other children. Make sure you read the Bible verse aloud before you ask your questions.

Directions:

1. Write words to song in large print before class.
2. Play the song for the children, helping them follow along on the song sheet.
3. Discuss the song, using a few questions from the discussion sheet. *Don't use them all!*
4. Introduce sign language for key words of your choice from sign language sheet for your song. Use as few or as many as you think the children can learn.
5. Sing and sign the song. Sign language as well as large format lyrics and sheet music are found in the PFI Unit Songbook or online.
6. If desired, play the Song Game.

Optional TAKING IT TO OTHERS Activity: Presenting and Singing the Song

1. Sing and sign the song, encouraging the watching children/parents to join in.
2. Ask the class some of the questions listed below. The Bible Truth Connection Question is particularly good to help them understand how the song ties in with the Bible Truth.

The Hour Is Coming: John 4:23-24

Listen to it on PFI ESV Songs 4, Track 12

The hour is coming, and is now here,
 The true worshipers will worship the Father,
 Will worship in spirit and truth,
 The hour is coming, and is now here,
 The true worshipers will worship the Father,
 Will worship in spirit and truth,
 For the Father is seeking,
 Such people to worship him,
 For the Father is seeking,
 Such people to worship him.
 For God is spirit, God is spirit, God is spirit, God is spirit.
 God is spirit, God is spirit.
 God is spirit, God is spirit, God is spirit, God is spirit.
 God is spirit, God is spirit.
 And those who worship him, And those who worship him,
 Must worship in spirit and truth.
 And those who worship him, And those who worship him,
 Must worship in spirit and truth.
 John Four, twenty-three and four.

Song Game: Big Voice, Little Voice

Materials

Song
 Sign language signs used in the song printed out onto little cards
 Blindfold

Preparing the Game

None.

Playing the Game

1. Practice the song and signs until the children know them well. Then tell them: "Children, we are going to hide a sign language sign and see if one of you can find it... with a little help from the rest of us!"
2. Choose someone to be "It" and blindfold them. Choose another child to hide one of the sign language cards. When it's hidden, "It" can remove the blindfold and begin to look.
3. The rest of the children will sing the song in a louder voice when "It" gets closer to the hidden sign and quieter when "It" gets further from the sign.
4. When "It" finds the hidden clue, another "It" is chosen and play begins again.

Game continues as number of questions, time, and attention span allow.

STORY REVIEW

Directions: Read and discuss Bible Truth, using a FEW of the questions. Play game. Feel free to modify the game to fit your children.

General Story Questions

1. Why did Dr. Roseveare want to go to the Belgian Congo? *To be a doctor and tell the people how to be saved through Jesus.*
2. What dangers did she know she would have to face? *Malaria, snakes, leopards, crocodiles and other wild animals.*
3. What danger did she not know about until after she got there? *The Lions of the Army of Liberation—rebels and soldiers.*
4. What made the Lions of the Army of Liberation so dangerous to their enemies? *They carried weapons and would go around robbing, looting and killing anyone they thought to be an enemy.*
5. Who was at the house with Dr. Roseveare when the Lions came? *A Greek lady who had just had a baby.*
6. What did the Lions want? *Money.*
7. Why did the Lions get mad at Dr. Roseveare? *Because she would not give them money or let them in her house.*
8. What did leader order his soldiers to do to Dr. Roseveare? *To strike her with their weapons.*
9. What happened when the soldiers each tried to hurt Dr. Roseveare? *The Lord had them frozen in place.*
10. Why couldn't the soldiers hurt her? *The Lord would not allow them to.*
11. Who did Dr. Roseveare tell the soldiers about? *Her invisible God who would not let them harm her.*
12. How could God freeze the men in place without being seen? *He is spirit who cannot be seen.*

Bible Truth Connection Questions

1. What does this story have to do with our **Bible Truth: The LORD Is a Glorious Spirit**? *The Lord is a spirit who cannot be seen, yet He gave Helen Roseveare faith to know that He was real. And, He made Himself known to the soldiers by His protection of Helen Roseveare.*

Bible Verse Connection Question

1. What does the story have to do with our **Bible Verse: John 4:24**: "God is spirit, and those who worship him must worship in spirit and truth."?

Helen Roseveare showed that she worshiped the LORD in spirit and in truth. She was willing to stand up against the soldiers in the name of the LORD and trusted in Him even as she thought she was about to die.

Life Application Questions

1. Why do God's people never need to be afraid even when they are alone? *Because they are never really alone. Their God, who is spirit, is always with them. He is able to take care of them completely, according to His perfect plan.*
2. How can I become one of God's people? *By turning from my sins and trusting in Jesus as my own Savior.*

ACTS Questions

1. What is something we can praise God for being that we learned in our story?
Praise God for being the great Lion of Judah, invisible, yet more powerful than anyone we can see.
2. What is something we can confess as sin that we learned in our story?
Confess that because we can't see God, many times we act like He's not there. We do things the way we want to, even if they are against God's good laws. We need a Savior!
3. What is something we can thank God for that we learned in our story?
We can thank God for His protection of His people in any situation, according to His perfect plan.
4. What is something we can ask God for that we learned in our story?
We can ask God to work in our hearts, helping us to turn away from our sins and trust Jesus as our own Savior. We can ask Him to help us to worship Him, live for Him and know that He is always with us—even though He is spirit that we cannot see.

The Gospel

What is the good news of Jesus that Helen Roseveare told to the soldiers? What is the gospel?

God is the good Creator and King of the world. He made people to worship Him and live by His good laws. But we are all sinners who've rebelled against Him. We all deserve death--God's just, eternal punishment for our sins. How terrible! But God has good news for us. In His great mercy, God sent His Son, Jesus to earth as a man to save sinners. He lived the perfect life that pleases God. (He's the only one who's ever done that!) He offered it up to God His Father as the perfect sacrifice for sins when He suffered and died on the cross. Then, on the third day, Jesus rose from the dead in victory. He had fully paid for the sins of God's people, so they wouldn't have to! Now all who turn away from their sins and trust in Jesus as their Savior will receive forgiveness of sins and eternal life with God. They will be His very own special people who will know Him and enjoy Him forever. We can be God's people, too, if we turn from our sins and trust in Jesus as our own Savior.

Game: Shoe Search and Ransom

Materials

The children's shoes
Masking Tape
Game Questions, one per child
Paper and marker/pencil for writing questions and keeping score

Preparing the Game

1. Choose 20+ questions for your game from the Story Review Discussion Questions, or make up your own.
2. Hide the questions around the room. Make a line out of tape for each team, approximately long enough to place one shoe per child per team on it.

Playing the Game

Have the children sit down in lines of equal teams. Have them take off one of their shoes and give them to you to place along the taped line in front of their team and then sit back down in their groups. Tell them that in order for them to get back their shoes, they will have to do a little searching and ransoming. Explain that questions on small pieces of paper are hidden around the room. You will alternate between the two teams asking the first person in each line to get up and find a question for their team to answer. (The person hunting can ask for suggestions, if desired, from his/her seated teammates.) If the team answers it correctly, then that child's shoe is "ransomed". If not, then the question goes to the other team to answer. If they answer it correctly, then the first team member's shoe is ransomed.

Continue until all shoes are ransomed. Repeat game as time and attention spans allow.

Non-competitive Option

Don't split into teams. Have the children sit down in a circle around the pile of shoes. Let one or two children at a time search for a question for the teacher to ask the group. If the group gets it right, then the child/children can ransom one of their shoes. Continue until everyone has their shoes ransomed.

Optional TAKING IT TO OTHERS Activity: Quiz Questions

Have the children choose a few of the questions from the game to ask the parents/other children during TAKING IT TO OTHERS time. Help pre-readers by whispering the question in their ear and letting them ask it aloud to the parents/other children.

CASE REPLAY ACTIVITIES

Use this guide to review the Case Story and act it out for others to enjoy!

CASE REPLAY, JR: YOUNGEST CHILDREN

Description: The children will act out the story together, everyone doing the same action/sound effect at the same time. This activity is most suitable for kindergarteners.

Materials

The Case RePlay, Jr. script for younger children

Preparation

1. Read through the script and write in the blanks along the side possible actions/sound effects the children could do to act it out.

Instructions

1. Tell the children that they will be re-enacting the story together as you tell it.
2. As you read the script, lead the children in actions/sound effects to do with you.
3. If desired, you can read the script and stop at certain sentences and ask them what a good action/sound effect would be to act out what you just read.
4. Repeat the re-enactment one or two times more.

CASE REPLAY, SR: OLDER CHILDREN

Description: The children act out the story as a three-scene play. You will narrate it using the Case RePlay, Sr. script and they will act it out (no spoken words, for the most part), with each child assuming a different character's role. This activity is most suitable for first grade and up. You will review the story, then practice it a few times before performing it for others.

Materials

The Case RePlay, Sr. script
White board or other large format paper
Costumes and props

Preparation

1. Prepare for the play by choosing costumes and props for each character in the story. Decorate the area with any scenery props.
2. Write the words "Beginning," "Middle," "End" on a large piece of paper/whiteboard with plenty of space under each heading. You will use this paper to help the children think about the story as a three-scene play, as it is presented in the script.

Instructions

1. Tell the children that they will get to act out the story as a three-scene play, with a beginning, Middle and end section. Tell them that before they can act it out, they need to think it out. as you narrate it with your script.
2. Take the children's answers as they recount the story, helping them put key incidents in the right order.
3. If desired, when they have filled in their Beginning, Middle, End, read through your whole (real) script, so they hear exactly what you will have them act out.
4. Then tell the children that it's time to practice acting out the story.
5. Assign parts to each child. If you are using costumes, do NOT give them out at this point. They will be a distraction.
6. Have all the children sit on the floor or in chairs on one side of the "stage," then call the characters up in place as their part in the story comes.
7. As you read the script, guide the children in where you want them to move or do to act it out.
8. After going through the whole script once, give out any costumes and props and act out the script once or twice more.

Optional TAKING IT TO OTHERS Activity: Re-enacting the Story

Read the script as the children act out together (younger) or assuming different roles (older) as the other children or the parents watch.

CASE REPLAY, JR--YOUNGER KIDS (KINDERGARTEN) P.2

Welcome to our play! The name of our story is called: The Case of the Hidden Help.

Our story takes place in the Belgian Congo in the 1950's.

And now we present: "The Case of the Hidden Help."

Actions:

Scene 1:

Helen Roseveare left her home in England to work as a doctor in the Belgian Congo and to tell the people there about Jesus. She chose to face many dangers, such as leopards, malaria, and crocodiles. When Helen gets there, she finds out about another, even greater danger: the Lions of the Army of Liberation. These are soldiers who have taken over the country and are going around stealing, hurting and even killing anyone they think are enemies. This includes foreigners, like Helen.

Scene 2:

A woman comes to Helen's house to have her baby, since there were very few hospitals. She stays at Helen's house after having it. While they are having coffee, there is a knock at the door. Its three soldiers. They demand to be let in the house. Helen Roseveare knows they want to steal from her and might hurt the woman with her baby. She goes out to them and refuses to let them in. The commander of the soldiers orders one soldier to strike her with his, but God freezes the man in place so he cannot strike her. The commander orders the other soldier to strike her with the end of his gun, but God freezes him in place, too.

Scene 3

Helen explains to the men about the Lord, the invisible, yet mighty God. She invites them to coffee and cookies on her porch and tells them about Daniel and the lions, and about Jesus, the Lion of Judah.

Bible Truth Tie-In:

The Bible Truth we are learning is: **The LORD Is a Glorious Spirit.** Helen Roseveare and soldiers could not see the Lord because He is a spirit, yet He made Himself known in a powerful way.

CASE REPLAY, SR--OLDER KIDS (1ST GRADE AND UP) P.3

Welcome to our play! The name of our story is called: The Case of the Hidden Help.

Our story takes place in the Belgian Congo in the 1950's.

The characters in our story are: Helen Roseveare, the Greek lady and her baby, the three soldiers and of course, the Lord.

And now we present: "The Case of the Hidden Help."

Scene 1: (Beginning)

Helen Roseveare left her home in England to work as a doctor in the Belgian Congo and to tell the people there about Jesus. She chose to face many dangers, such as leopards, malaria, and crocodiles. When Helen gets there, she finds out about another, even greater danger: the Lions of the Army of Liberation. These are soldiers who have taken over the country and are going around stealing, hurting and even killing anyone they think are enemies. This includes foreigners, like Helen.

Scene 2: (Middle)

A woman comes to Helen's house to have her baby, since there were very few hospitals. She stays at Helen's house after having it. While they are having coffee, there is a knock at the door. Its three soldiers. They demand to be let in the house. Helen Roseveare knows they want to steal from her and might hurt the woman with her baby. She goes out to them and refuses to let them in. The commander of the soldiers orders one soldier to strike her with his, but God freezes the man in place so he cannot strike her. The commander orders the other soldier to strike her with the end of his gun, but God freezes him in place, too.

Scene 3: (End)

Helen explains to the men about the Lord, the invisible, yet mighty God. She invites them to coffee and cookies on her porch and tells them about Daniel and the lions, and about Jesus, the Lion of Judah.

Bible Truth Tie-In:

The Bible Truth we are learning is: **The LORD Is a Glorious Spirit**. Helen Roseveare and soldiers could not see the Lord because He is a spirit, yet He made Himself known in a powerful way.

Lion Army Armbands

Description

Children will make 2 armbands. One with a symbol for the National Army of the Liberation (N.A.L.); one with a symbol for the Lion of Judah (L.O.J.), Jesus. They will either sew iron-on transfer patches onto their armbands; or, they will color in their own patches, laminate them, then attach them to their armbands with Velcro.

Materials

11" x 3" Green/Khaki/Camouflage Fabric strip, two per child

Velcro with sticky backs, 2 1 ½' pieces per child

IRON-ON TRANSFER METHOD:

HP T-shirt Transfers for Ink-Jet Printer

Plain white cotton or poly-cotton fabric (or old sheet)

Iron

Ink-jet Printer

Scissors

Blunt-nose Tapestry needles (one per child) and Green/Khaki Thread

SELF-ADHESIVE LAMINATING SHEET METHOD:

Self-Adhesive Laminating Sheets

4 more pieces of 1 1/2" pieces of Velcro with sticky backs

Markers

Preparing the Craft

1. Cut the Green/Khaki/camouflage fabric into strips, two per child.

2. Cut Velcro into 1 ½" pieces.

IRON-ON TRANSFER METHOD:

1. Print out onto the iron-on transfer paper enough of Template #1 for there to be one of each type of patch per child.

2. Follow directions on package to iron the patch designs onto the white fabric.

3. Cut out around each patch, leaving about a 1/4" around the outer edges.

4. Thread needles with thread and knot both loose ends together.

SELF-ADHESIVE LAMINATING SHEET METHOD:

1. Make copies of Template #2 for there to be one of each type of patch per child.

2. Cut additional Velcro pieces. Set out markers.

Making the Craft

1. Show the sample of the craft you have made.

2. IRON-ON TRANSFER METHOD:

Have children sew a patch on the Middle of each armband, using a simple over and under stitch going all the way around the patches (or at least the two long sides).

SELF-ADHESIVE LAMINATING SHEET METHOD:

Have children color in their patches, cut them out, then laminate them using the self-laminating sheets. Attach Velcro to back of each side of patch and corresponding parts of armband. The patch will be stiffened because of the laminating sheet and will look better reinforced on both sides like this.

3. BOTH METHODS:

Check arm size and then attach Velcro in place to each side of each armband. Don't forget that one piece will go on the TOP side of the strip, while the other will go on the BOTTOM side of the strip.

Making a Bible Truth Connection

Once the children have settled into their craft, use the Bible Truth- Craft Connection Sheet to lead discussion about the craft. Note that most of these questions echo the questions on the case board, providing a review of what the children learned earlier.

Optional TAKING IT TO OTHERS Activity: Craft Presentation

If you are presenting the craft to other children or parents the children can hold up their crafts (or your model craft) and read their Bible Truth Connection answers to explain the importance of the craft.

CASE CRAFT**Discussion Guide****Instructions:**

As the children are settled into making their craft, ask them these questions to help them understand the craft's significance. Use the answers provided to guide the children's answers.

Discussion Questions

1. Where did our story take place?

In the Belgian Congo.

2. Who left her home to go there? What was the biggest danger she faced? *Helen Roseveare. The soldiers of the Lions of the Army of the Liberation.*

3. Who did Helen trust to take care of her? What did He do?

The Lion of Judah (the Lord Jesus), the invisible, but one, true God. He kept the soldiers from killing her by freezing them in place.

4. What is Bible Truth that we are learning?

The LORD Is a Glorious Spirit.

5. What does our craft have to do with our Bible Truth: The LORD Is a Glorious Spirit?

The Lions of the Army of Liberation were shocked when Helen Roseveare's invisible God—nicknamed the Lion of Judah—kept them from killing her.

6. What can our craft help us remember?

Even though we cannot see God, we can always trust that He is able to take care of us.

TAKING IT TO OTHERS**Craft Presentation****Instructions:**

Have children hold up your model craft/their crafts. Choose five children (or you say) the five sections below to explain the craft's importance.

Presentation:

1. Our craft is: Army Arm band of the Lions of the Army of Liberation, and the Lion of Judah

2. In the Belgian Congo, Helen Roseveare courageously stood up to the Lions of the Army of Liberation because the Lion of Judah (Jesus) was with her. They thought they could kill her, but her unseen God protected her completely from them.

3. Our Bible Truth is: The LORD Is a Glorious Spirit.

4. The Lions of the Army of Liberation were shocked when Helen Roseveare's invisible God—nicknamed the Lion of Judah—kept them from killing her.

5. Our craft can help us remember that even though we cannot see God, we can always trust that He is able to take care of us.

Note: Even non-readers can participate in presenting the craft, if you will whisper what they are to say in their ear and let them say it aloud for the others to hear.



Template #1



3x3 Template #2

BEFORE CLASS:**1. PICK YOUR PERSON**

VIPPs can be anyone in your church! Typically, they fall into 6 categories: Church staff, Elders, Deacons/deaconesses, Special Volunteers (people who aren't paid, but spend a lot of time helping out in particular ways), Supported Workers (aka missionaries), and Church Members.

2. GATHER YOUR FACTS

Use the VIPP Information Sheet to write down the facts about your VIPP. The information on this worksheet is used in the VIPP activities, listed in the "Choose an Activity" section below.

DURING THE ACTIVITY:**1. INTRODUCE YOUR VIPP**

Introduce your VIPP to the children, using the VIPP Information Sheet. Fill in a set of VIPP Clue Cards with the information for your VIPP. If desired, you can even have the actual person come into class for the children to meet.

Need help describing what someone does for the church in a kid-friendly way? Check out the list of common VIPPs on the Praise Factory website in the PFI resources. There are lots of kid-friendly descriptions for common VIPP's, such as pastors, elders, deacons and a lot more.

2. PRAY!

Lead the children in praying for the VIPP. Ask the children if they would like to pray for one of the VIPPs prayer requests. Even non-readers can pray for the VIPP if you whisper the prayer request in their ear, then let them say it aloud. Never force a child to pray!

3. CHOOSE AN ACTIVITY

There are two activities you can use to help the children learn about the VIPP:

VIPP Clue Cards: These are nine coloring sheets in which children fill in the nine things they learn about the VIPP from the VIPP Information Sheet. Photocopy a set of each child. Use as few or as many of these Clue Cards as you desire. Clue Cards found at the back of this book.

VIPP Game: This is a game that uses a set of Clue Cards for one or two VIPPs.

Choose a VIPP and fill in his/her information on the VIPP Information Sheet. Fill in a set of VIPP Clue Cards with the information for your VIPP. Tell the children about the VIPP, having them fill in the VIPP Clue Cards with the key facts as they learn them. Write any words the children need to write on a white-board or other piece of paper so they can see how to spell them. Help younger children write these words on their clue cards. Ideas for how to tell the children about many common VIPPs are listed at praisefactory.org with the resources for this Bible Truth.

Optional TAKING IT TO OTHERS Activity: Introduce and Pray for the VIPP

If you are presenting the VIPP to other children or parents you can assign children to hold up the 10 clue cards and say what each card tells about the VIPP. (Or, you can have the children hold them up as you tell what each one means.) Then lead the children in praying for the VIPP.

Game: Beanbag Toss In

Materials

Information for one VIPP

2 Sets of Clue Cards

8 Letter-sized Envelopes or folders

Bean Bag(s), one per child

Tape

Preparing the Game

1. Fill in one set of clue sheets for the VIPP you are using.
2. Tape the other (blank) set of Clue Cards to the outside of the manila envelopes.
3. Put the filled-in clue cards in the corresponding envelope.
4. Tape each down to the floor, fairly close together.

Playing the Game

Reveal: Tell the children about the VIPP, showing them your filled-in clue cards as you tell about them.

Review: At your signal, have the children take toss their bean bags onto the envelopes. Then one that has the most bean bags on it./near it is the one you will open. (The children may have fun taking turns designating one as the target before tossing.) The teacher (or the child) tells the Clue Card category. The other children try to remember what the VIPP's answer was. Open it up and see if they got it right. If they did, the Clue Card is retired. If not, it can be added back into the Clue Cards to be tossed at.

VIPP INFORMATION SHEET

VIPP NAME:

WHAT VIPP LOOKS LIKE

Man or Woman? _____

Hair color? _____

Eye color? _____

FAVORITE ANIMAL

FAVORITE FOOD

FAVORITE FREE TIME ACTIVITY

WHAT VIPP DOES DURING WEEK

VIPP GROUP OF SERVICE:

Church Member

Deacon

Elder

Church Staff

Special Volunteer

Supported Worker
(Missionary)

3 WAYS VIPP SERVES CHURCH

3 WAYS TO PRAY FOR THE VIPP

BIBLE TRUTH 1, LESSON 3: PLANNER/OVERVIEW

GETTING STARTED: Welcome and Opening Songs (*introduce unit and get kids moving with these songs*)

Welcome to Praise Factory: PFI: Praise Factory Investigators Theme Song *PFI ESV Songs 4, Track 1*

Rules to Help Us Worship God and Love One Another: WoGoLOA Classroom Rules Song
PFI ESV Songs 4, Track 2

Big Question Under Investigation: Big Question 4 Songs *PFI ESV Songs 4, Tracks 3,4*
Extra Song: Inspector Graff's Rap: The ABC's of God PFI ESV Songs 4, Track 5

Big Question Bible Verse: 1 Kings 8:23 In Heaven Above Song *PFI ESV Songs 4, Track 6*
Extra Unit 4 Bible Verse: In Heaven Above 1 Kings 8:23, ESV (short version) PFI ESV Songs 4, Track 7
Extra Unit 4 Bible Verse: In Heaven Above or Earth Beneath 1 Kings 8:23, ESV (other version) PFI ESV Songs 4, Track 8
Extra Unit 4 Bible Verse: O, O LORD 1 Kings 8:23, ESV (other version) PFI ESV Songs 4, Track 9
Extra Unit 4 Bible Verse: I Am God Deuteronomy 32:3-4, HSCB, PFI ESV Songs 4, Track 10

DIGGING DEEP DOWN: Key Concept and Story (*introduce the Bible Truth and tell the related story*)

Bible Truth 1: The LORD Is a Glorious Spirit

Bible Truth Hymn: O Worship the King, v.1 *PFI ESV Songs 4, Track 11*

Bible Verse: John 4:24

Bible Verse Song: The Hour Is Coming: John 4:23-24, ESV *PFI ESV Songs 4, Track 12*
Extra Bible Verse Song: God Is Spirit John 4:24, ESV PFI ESV Songs 4, Track 13

Lesson 3 New Testament Story: The Case of the Thirsty Woman *John 4:1-32*

TAKING ACTION: Response Activities (*choose from among these activities*)

Snack and Discussion Planner: A Samaritan Snack

ACTS Prayer: Prayer Sheet

Bible Truth Review: Discussion Questions and Game: Beanbag Grand March

Bible Truth Hymn: O Worship the King, v.1 *PFI ESV Songs 4, Track 11*
Song, Sign Language and Song Game: Sign It, Say It, What Does It Mean? **PFI ESV Songs 4 BOOK or ONLINE**

Bible Verse Review: John 4:24 Discussion Sheet and Game: Balloon Find

Bible Verse Song: God Is Spirit: John 4:24 *PFI ESV Songs 4, Track 12*
Song, Sign Language and Song Game: Pass the Secret Sign **PFI ESV Songs 4 BOOK or ONLINE**

Story Review: Discussion Questions and Game: The Answer's in the Tent

Case RePlay, Jr: Drama Activity for Youngest Children (children do same story actions together)

Case RePlay, Sr: Drama Activity for Most Children (children re-tell story with individual parts)

Craft: A Drink from a Jar of Well Water

VIPP (Very Important Prayer Person) Prayer Time: Coloring Sheets (Back of Book) & Game: Hot and Cold Hide

TAKING IT HOME: Take Home Sheet for Review and Family Devotions

PFI Pronto: Bible Truth 1, Lesson 3 **PFI ESV Prontos 4 BOOK or ONLINE**

The Case of the Thirsty Woman John 4:1-32

by Connie Dever

Our story is:**The Case of the Thirsty Woman.****As you listen to the story, see if you can figure out:**

1. Who was the thirsty woman? What did she think she was thirsty for?
2. Who knew what she was really thirsty for? How did he quench her real thirst?

This story takes place in Samaria, during New Testament times when Jesus lived on earth.

Samaria was the name of the little bit of land that lay between Jerusalem and Galilee in Israel. It might have been just a little bit of land, but it was the cause of a whole lot of hatred between the Samaritans (the people who lived there) and the Jews who lived around them in Israel. The Jews were so disgusted by the Samaritans that even to just say the word “Samaria” or “Samaritan” was like saying a cuss word.

It hadn't always been this way. Many years earlier, the Samaritans were accepted as fellow Jews. But then the Samaritans did something that the rest of the Jews could never accept or forgive: they chose to become unclean.

What in the world does “unclean” mean; and why did the Jews hate the Samaritans for being that way? Did they smell bad or need to take a bath? No, they weren't that kind of unclean. This was a special Bible word. It meant the Samaritans were out of fellowship with God and other Jews. You see, the Samaritans had chosen to break some of the special laws that the LORD had given the Jews through Moses—and they had never turned from breaking those laws or offered sin sacrifices to the LORD for breaking them. According to God's laws, this meant they were not to worship the LORD at the Temple, or go about their daily lives around other Jews, until they had stopped breaking the laws and made their sin offerings. That's what it meant that they were unclean.

Now most Jews became unclean from time to time because they ate food the LORD told them was harmful to eat; or, they had a contagious disease that would make others sick; or, they had touched something dead. But the Samaritans were unclean for

doing some downright sinful things. Long ago, they had turned away from the LORD. Instead of worshiping the LORD at the Temple in Jerusalem, they built their own temple to golden calves and other idols, right there on Mt. Gerizim in Samaria! And, instead of marrying other people who worshiped the LORD, they had chosen to marry idol-worshipping Assyrians. These were two things the LORD told the people NEVER to do!

That's why the Jews hated the Samaritans. They had rejected the LORD and His laws! To them, there was nothing worse than a Samaritan. They were unclean through and through. Any God-fearing Jew should have nothing to do with them. They shouldn't talk with them, eat their food, or even set foot on Samaritan land. Why, the Jews thought the Samaritans were so unclean that they could never be forgiven by God and be saved. They were stuck with their sins forever!

But what did Jesus think about the Samaritans? He was a Jew. Did He think there was nothing worse than a Samaritan? Did He think there was no hope for these law-breakers? Was there no way for them to be made right with God? Let's hear today's story and find out.

Jesus and His disciples had been walking since day break. They had been in Jerusalem for the Passover and had begun the three-day walk back home to Galilee. Now the noon day sun was right overhead and it beat down hard upon them. Their stomachs were beginning to grumble and their mouths were dry with thirst. It was time for a rest.

“Look, there is Jacob's well and just beyond it, the town of Sychar,” Jesus told His disciples. “There will be food and water there. You go into the town for food and I will wait by the well here for you,” He said.

Story-telling Tips**Ahead of time:**

1. Read the Bible verses and story. Pray!
2. Create story cue cards on index cards (or highlight text).
3. Practice telling story dramatically, timing your presentation. Shorten, if necessary to fit your allotted time.
4. Decorate area with story props that help bring your story alive.

During your presentation:

1. Maintain as much eye contact as possible as you tell the story. Point to/use props at important points in the story. Include the kids in your story with a few questions about what they think will happen or words/concepts that might be new to them.
2. Watch the kids for signs that their attention span has been reached. Shorten, if necessary.

As hungry as they were, the disciples no doubt were NOT looking forward to going into Sychar for food. Why? Because Sychar was a Samaritan town! They would be talking with and buying food...and even touching and eating food from Samaritans. How disgusting! But at their Master's command, off the disciples went anyway.

Jesus rested on the well's stone rim. It was deserted. No one usually came out to the well at this hot time of day, if they didn't have to. Yet, Jesus knew of a woman who would be coming very soon to the well for water because she dared not come in morning with the other women. Everyone had rejected her because she was so sinful. She had tried to find the happiness that only God can give in the love of boyfriends and husbands. She had done many bad things. Even the Samaritans--rejected as sinful people by the Jews, themselves--rejected this woman! She must be really bad!

Jesus heard footsteps and looked up. Yes, here she came, just as He knew she would. Jesus watched her as she came towards the well, her clay water jar balanced on her head. As thirsty as Jesus' dry mouth was for cool water, He knew that this woman's heart was even thirstier for the refreshing words of eternal life. He could give her. Rejected by people, but not by God; she was why He had come.

"Woman, will you give me a drink of water?" Jesus asked.

"You are a Jew and I am a Samaritan woman. You Jews think all Samaritan women are so sinful that we are born unclean! You think to drink after us will make you unclean! How can you ask me for a drink?"

"If you knew the gift of God and who it is that asks you for a drink, you would have asked him and he would have given you living water," replied Jesus.

"Sir, you have nothing to draw with and the well is over 250 feet deep, the deepest in the land. Where can you get this living water? Are you greater than our father Jacob, who gave us the well and drank from it himself, as did also his sons and his flocks and herds?"

"Everyone who drinks this water will be thirsty again, but whoever drinks the water I give him will never thirst. Indeed, the water I give him will become in him a spring of water welling up to eternal life." said Jesus.

"Sir, give me this water so that I won't get thirsty and

have to keep coming here to draw water." she begged.

"Go, call your husband and come back."

"I have no husband," she replied.

"You are right when you say you have no husband. The fact is, you have had five husbands, and the man you now have is not your husband. What you have just said is quite true," Jesus said.

Jesus' words surprised her. "Sir, I can see that you are a prophet, a man God speaks His words through. Our fathers worshiped on this mountain, Mount Gerazim, but you Jews claim that the only place to worship is in Jerusalem," she replied.

But Jesus told her, "Worship is not really about making the right sacrifices on Mount Gerazim or even at the Jewish Temple in Jerusalem. God is spirit. He isn't looking just for people who make the right sacrifices at the right place. His true worshipers are people who worship Him by knowing and believing in Me. sent to save God's people. They worship God, sincerely with their whole lives. These people turn away from sinning against God. They know God in their heart (their spirit).

"I know that the Messiah is coming. When he comes, he will explain everything to us." she said.

Then Jesus declared, "I am the Messiah."

This was different from anything that this poor woman had ever heard! Jesus was telling her that the LORD is a glorious spirit, completely holy and without sin. She knew in her heart that nothing sinful, especially sinful like her, could come near Him. Yet, here was the Messiah telling her that if she would turn from her sin and trust in Him, she could receive eternal life through Him! Could it be there was hope for Samaritans after all? Could it be there was hope for a sinful woman like her to know and worship the holy LORD? Right then and there, that sinful woman trusted in Jesus. Even though she was a Samaritan and a very sinful person, her thirsty heart accepted His invitation to receive His gift of eternal life.

"How exciting! How amazing!" she thought. "I must tell the others! The Messiah was here and was offering forgiveness of sins and eternal life." She left her water jar and hurried back to town with the news. Before she avoided the people who rejected her, but now she spread the word to everyone she could find: Come, see

a man who told me everything I ever did. Could this be the Messiah?" she said to the townspeople.

The people came out of the town and made their way toward Jesus. As the woman told of the hope that Jesus promised for all who turned to God to worship Him truly, hope rose in their hearts, too.

"Jesus, we know Jews think makes them unclean to spend the night in a Samaritan town, but would You stay with us and tell us more. We want to know how we can be true worshipers of God," they pleaded.

So Jesus stayed with them. For two days and night, He ate Samaritan food on Samaritan plates; slept on Samaritan beds; and most of all, He talked with them. Many of them turned from their sins and were saved.

They said to the woman, "We no longer believe just because of what you said about Jesus; now we have heard for ourselves, and we know that this man really is the Savior of the world."

How amazing! Jesus offered the gift of eternal life to sinful, rejected people like those Samaritans!

Cracking the Case:

It's time to answer our Case Questions.

1. Who was the thirsty woman? What did she think she was thirsty for? A Samaritan woman who had done many sinful things. Water.

2. Who knew what she was really thirsty for? What was it and how did he quench her real thirst? Jesus knew. He knew that she needed most of all to be forgiven of her sins and come to know God. He showed that He was the Messiah, God's Son, who became a man to save us from our sins and bring us to God. He told her how she could be saved through faith in Him.

Something For You and Me

Our Bible Truth is: The LORD Is a Glorious Spirit

Our Bible Verse is: John 4:24

"God is spirit, and those who worship him must worship in spirit and truth."

Jesus offered the gift of eternal life to sinful, even rejected people like those Samaritans. And, He still offers this gift to sinful, even rejected people today. That's people like you and me. How could it be that sinful people like us

could become people of God, who is a perfectly, purely good spirit? How could He accept us into His presence? Because Jesus, Himself, the perfect Son of God paid for their sins on the cross. In God's eyes, all who repent of their sins and trust in Him have been completely forgiven of their sins. God looks upon them as if they are as perfectly, purely good as Jesus. One day, all God's people will stand before Him and wonder at all His glory. They will praise Him for His perfect holiness and for making them God's people.

Let's praise God for being the glorious spirit, perfectly good! Let's thank Jesus for making the way for sinful people to one day stand in His presence and worship Him forever, by offering up Himself as the perfect payment for their sins. Let's ask God to work in our hearts, even today. Let's ask Him to help us to turn from disobeying Him and to trust in Him as our own Savior.

Close in prayer.

Closing ACTS Prayer

A God, we praise You for being the God who seeks out and saves sinners.

C God, we confess that like the Samaritan woman, we are sinners who have disobeyed You. We like to live our own way, instead of Your good way. We need Jesus to save us.

T God, we thank You for being willing to forgive even the worst of sinners who turn to You for forgiveness.

S God, work in our hearts! Help us to turn from our sins and trust in Jesus as our Savior. Help us to come to know You and worship You in spirit and in truth.

Special Words

Samaritan: A person who from Samaria, a little bit of land between Jerusalem and Galilee.

Unclean: A person who has done something or has a sickness that keeps them from being able to be around others or worship the LORD at the Temple, according to a special set of laws God gave the people of Israel to live by.

Messiah: The Special person God promised to send to save His people and establish His kingdom forever.

ACTS PRAYER ACTIVITY

Use this sheet to write down your ACTS Prayer

Instructions:

Use this sheet to help the children apply the Bible Truth into a prayer. You can use the ACTS provided or even better, have the kids think of their own applications. Also have the children add their personal requests to the prayer, too. Lead the children in the prayer or let them pray sections, with your help. Never force a child to pray! Non-readers can participate by you whispering a section of the prayer into their ear and allowing them to pray it aloud for the group.

ADORATION:

God, we praise You for being spirit. We praise You for being gloriously perfect and purely good.

God, we praise You for being.....

Add your own Adorations:

CONFESSION:

God, we confess that many times we act like You aren't not real, because we can't see You. We do many bad things that You don't want us to do, acting like You don't see what we do. We need a Savior!

God, we have sinned against You....

Add your own Confessions:

THANKSGIVING:

Thank You, God for making us able to know You, even though we cannot see You. Thank You for sending Jesus to make the way for us to know You. Thank You for sending Jesus not just to save us, but to show us even more what You are like in all that He did and the way He lived, died and rose from the dead.

God, we thank You for...

Add your own Thanksgivings:

SUPPLICATION:

God, help us to be aware that You are near, even though You are a spirit we cannot see. Send Your Spirit to work in our hearts, helping us to turn away from our sins and trust in Jesus as our Savior. Help us look forward to the day when we will see You in all Your glory.

God, we need Your help...

Add your own Supplication:

SNEAKY SNACK

Can you figure out how this snack ties in with our case?

Snack: A Samaritan Snack

Bread, fruit/olives and cheese (like what the disciples would have bought from the town); and water.

This is only a suggestion. Feel free to modify. Be mindful of allergy issues among your children!

Case Tie-in: Jesus sent His disciples into a Samaritan town while He waited at the well to give her salvation instead of just the water she had come for.

SOUL FOOD

Food for thought during snack time

1. What does the snack have to do with the story?

Choose a few questions from the other activity discussion sheets to talk about during this snack time.

2.

3.

4.

5.

6.

7.

Directions: Read and discuss Bible Truth, using a FEW of the questions. Play game. Feel free to modify the game to fit your children.

The LORD Is a Glorious Spirit

God is spirit. God the Father has no body for us to see, but the bright, magnificent glory of His perfectly pure spirit shines out more brightly than the sun. No human look upon God in all His glory. He is too holy for us to see.

Jesus is God's Son. He is spirit, like His Father, but He became human to live on earth and to die for God's people's sins. He is completely God AND completely man. God's people will live face to face with God in heaven. There, they will see Jesus. He will still have a human body; but there, He will shine with magnificent glory because he is God.

Understanding the Bible Truth

1. God is what? *Spirit.*
2. What does God the Father not have? *A body that we can see.*
3. What part of God the Father can we see? *The bright, magnificent glory of His perfectly pure spirit.*
4. What is God's glory brighter than? *The sun.*
5. Why can no human look at all God in all His glory? *Because we are sinners and He is perfectly holy.*
6. Why does Jesus have a body? *He became human to live on earth and die for God's people's sins.*
7. Jesus is completely what two things? *Completely God and completely man.*
8. Who will God's people live face to face with in heaven? Why? *Jesus, because He still will have a man's body. Also, because of Jesus, God's people will be completely free of sin when they are in heaven, so they will be able to look upon all of God's glory.*
9. What will be different about Jesus' body in heaven? *He will shine with God's magnificent glory because He is God.*

Story Connection Questions

1. How does the case story point to the **Bible Truth: The LORD Is a Glorious Spirit**? Why would the Jews think the Samaritan woman could not worship God? *She wasn't a Jew, didn't worship at Jerusalem, and was a sinful person.*
2. What did Jesus tell the woman was all that was required to worship God?
To know that He is the Son of God and to turn from her sinful life and follow Him. Then she would be one of God's people and He would send His Holy Spirit to live in her to love and know Him more and more each day.

Bible Verse Connection Question

What does our Bible Truth have to do with our Bible Verse: **John 4:24**: "God is spirit, and those who worship him must worship in spirit and truth."?

This verse tells us that God is spirit.

Life Application Questions

1. Why is it hard for us to believe in God? *Because He is a spirit we cannot see Him.*
2. What can we ask God for to help us believe in Him, even though we cannot see Him?
Ask Him to give us faith to turn away from our sins and trust in Jesus as our Savior. We can ask Him to send His Spirit to live in our hearts, that we might know Him and He might encourage us to live and love God more and more.

ACTS Questions

1. What is something we can praise God for because of this Bible Truth?
Praise God for being spirit. Praise Him for being perfectly, purely good.
2. What are sins we can confess to God because of this Bible Truth? *Confess that many times we act like He's not real, because He's invisible. We do many bad things that He does not want us to do. We need Jesus to save us!*
3. What is something we can thank God for because of this Bible Truth?
Thank Him for making us able to know Him, even though we cannot see Him.
4. What is something we can ask God for because of this Bible Truth?
We can ask God to work in our hearts that we would want to turn away from disobeying Him and trust in this wonderful Jesus as our own Savior. Ask Him to help us be mindful of Him always, even though we cannot see Him.

The Gospel

1. On earth, sinful people cannot look upon God in all His glory; yet in heaven, God's people will be able to see Him in all His glory forever. What did Jesus do for God's people so that this could be? What is the good news of Jesus? What is the gospel?

God is the good Creator and King of the world. He made people to worship Him and live by His good laws. But we are all sinners who've rebelled against Him. We all deserve death--God's just, eternal punishment for our sins. How terrible! But God has good news for us. In His great mercy, God sent His Son, Jesus to earth as a man to save sinners. He lived the perfect life that pleases God. (He's the only one who's ever done that!) He offered it up to God His Father as the perfect sacrifice for sins when He suffered and died on the cross. Then, on the third day, Jesus rose from the dead in victory. He had fully paid for the sins of God's people, so they wouldn't have to! Now all who turn away from their sins and trust in Jesus as their Savior will receive forgiveness of sins and eternal life with God. They will be His very own special people who will know Him and enjoy Him forever. We can be God's people, too, if we turn from our sins and trust in Jesus as our own Savior.

Game: Beanbag Grand March

Materials

Small bowl or bag
1 Bean Bag per child
CD and CD player
Bible Truth Questions

Preparing the Game

1. Choose 20+ questions for your game from the Bible Truth Discussion Questions, or make up your own.
2. Write the Bible Truth questions on small thin strips of paper (or make a photocopy of the Bible Truth Discussion Questions and Simply cut them into strips) and put them in the bag/bowl.

Playing the Game

Have the children form partners, then form a big double circle. Give each child a bean bag. Have them balance them on their heads. Tell the children that you will start the music and tell the children to move however you command them to move, such as march, walk, skip, tip toes, big knee bends, pat head, fly like a bird, etc. (BUT NOT RUN!!!) and try not to let their bean bag fall off their heads. When/if the bean bag falls off, a team is to sit down. When the music stops, all of the seated children are asked a question. If they get the right answer, then everyone is released to the march again. If not, then they must wait until the next time a question is asked and answered correctly.

Game continues as number of questions, time, and attention span allow.

NOTE: Have the children who are "out" help make up actions for the other children to do, put them in charge of the music, etc. along with you. This will keep them happily occupied as they continue.

Non-competitive Option

Let all the children whose beanbag fell join back into the march, even if the class misses the question. Add the missed question back into the bag for further review.

Optional TAKING IT TO OTHERS Activity: Quiz Questions

Have the children choose a few of the questions from the game to ask the parents/other children during TAKING IT TO OTHERS time. Help pre-readers by whispering the question in their ear and letting them ask it aloud to the parents/other children. Make sure you read the Bible verse aloud before you ask your questions.

Directions:

1. Write words to song in large print before class.
2. Play the song for the children, helping them follow along on the song sheet.
3. Discuss the song, using a few questions from the discussion sheet. *Don't use them all!*
4. Introduce sign language for key words of your choice from sign language sheet for your song. Use as few or as many as you think the children can learn.
5. Sing and sign the song. Sign language as well as large format lyrics and sheet music are found in the PFI Unit Songbook or online.
6. If desired, play the Song Game.

Optional TAKING IT TO OTHERS Activity: Presenting and Singing the Song

1. Sing and sign the song, encouraging the watching children/parents to join in.
2. Ask the class some of the questions listed below. The Bible Truth Connection Question is particularly good to help them understand how the song ties in with the Bible Truth.

O Worship the King

Verse 1

O worship the King,
all glorious above,
And gratefully sing,
His wonderful love;
Our Shield and Defender,
the Ancient of Days,
Pavilioned in splendor,
and girded with praise.

Listen to it on PFI ESV Songs 4, Track 11

Understanding the Song

1. Who is the King to be worshiped? *God, the King of Kings.*
2. What does it mean to worship God as king? *To worship means to tell how great or worthy He is and to honor Him by obeying Him with all our lives.*
3. Where is God all glorious? *In heaven above.*
4. Why should people GRATEFULLY sing of His wonderful love? *Someone who is grateful knows they received something good that they didn't deserve. God's people know that they never could ever deserve what God did for them. Jesus, the Son of God, saved them by dying on the cross to pay for their sins.*
5. What is a shield? How is God like one? *A shield protects you from something like a deadly arrow hitting you. The arrow hits the shield instead of the person. God is His people's protector every day of their life. Most of all, He protected them through Jesus. Jesus took their punishment for sins instead of them so that they could live eternally rather than die as they deserved.*
6. What is a defender and how is God like one? *A defender protects someone else from something that would hurt or kill them. God defends them against everything that is not part of His good will for them. Jesus defended God's people from the punishment they would have received for their sins.*
7. Why would God be called the Ancient of Days? *Ancient of Days means He has lived for a very, very long time. God always existed, even before time began. This is a title used for God in the Bible.*
8. What does "pavilioned in splendor" mean? *It means that His glory surrounds Him. When you see Him, you see His glory all around Him.*
9. What does "girded with praise" mean? *When you put a belt through your pant's belt loops and tighten it, your Middle is girded. God is so glorious and worthy to be praised that praise for His name always surrounds Him, like a belt surrounds a waist.*

Bible Truth Connection Question

1. How does this song relate to our Bible Truth: **The LORD Is a Glorious Spirit?**

God is spirit. . We cannot see spirit, but the bright, magnificent glory of His perfectly pure spirit shines out more brightly than the sun. From heaven He rules as King over all, reigning in the splendor of His glory.

Story Connection

1. How does this song relate to today's story? *Jesus taught the Samaritan woman that God is spirit. He is not to be worshiped just at the Temple in Jerusalem or on Mount Gerazim in Samaria, as she had thought. He is to be worshiped by knowing that He is God and by turning to Him to save us from our sins. Those who do this, even if they were outcasts or Samaritans, like the people in the story, He accepts as His people and sends the Holy Spirit to live in their hearts. They respond back to God with praise for His wonderful love.*

Bible Verse Connection Question

1. What does this hymn have to do with our Bible Verse: **Bible Verse: John 4:24:** "God is spirit, and those who worship him must worship in spirit and truth.?"

This hymn encourages God's people to worship and praise God as this Bible verse tells them to. It reminds them that the glory of God's presence shines out in splendor from His Spirit. It reminds them of truths about God to think about as they worship Him: that He is the Ancient of Days (He had no beginning and has no end; that He loves His people in a wondrous way, being their shield from the judgment for sin they justly deserve, and defending them against the accusations of Satan.

Life Application Questions

1. How can God's people be affected by the message of this song? *They can ask God to give them grateful hearts for His love and protection and help them to remember that He is the glorious King in heaven, even though they cannot see Him.*
2. How can we become God's people? *By turning away from our sins and trusting in Jesus as our Savior.*

ACTS Questions

1. What is something we can praise God for from this hymn?

Praise God for being the Glorious King.

2. What are sins we can confess to God from this hymn?

That many times we don't worship God as our King. We disobey Him and try to live for ourselves. We deserve God's punishment! We need a Savior!

3. What is something we can thank God for from this hymn?

We can thank God for being the Redeemer of all those who would ever turn from their sins and trust in Jesus as their Savior.

4. What is something we can ask God for from this hymn?

That God would work in our hearts that we might turn from our sins and trust Jesus as our Savior. Ask Him to help us to truly worship Him as our King in our hearts and lives.

Gospel Question

1. God's people worship and love God the King because He is their Redeemer, the one who saved them from the punishment their sins deserved. Can you tell me how God did this? What is the gospel?

God is the good Creator and King of the world. He made people to worship Him and live by His good laws. But we are all sinners who've rebelled against Him. We all deserve death--God's just, eternal punishment for our sins. How terrible! But God has good news for us. In His great mercy, God sent His Son, Jesus to earth as a man to save sinners. He lived the perfect life that pleases God. (He's the only one who's ever done that!) He offered it up to God His Father as the perfect sacrifice for sins when He suffered and died on the cross. Then, on the third day, Jesus rose from the dead in victory. He had fully paid for the sins of God's people, so they wouldn't have to! Now all who turn away from their sins and trust in Jesus as their Savior will receive forgiveness of sins and eternal life with God. They will be His very own special people who will know Him and enjoy Him forever. We can be God's people, too, if we turn from our sins and trust in Jesus as our own Savior.

Song Game: Sign It, Say It, What Does It Mean?

Materials

Sign Language signs used in song, particularly choose words with important meanings you want the children to learn, such as “grace”, “redeem”, etc.

Bag or bowl

Preparing the Game

1. Cut out signs and put in bowl.

Playing the Game

1. Practice the song and signs until the children know them well. Then put all the signs we’ve learned in this bag/ bowl and mix them up.
2. Ask one of the children to choose a sign, but not show it to anyone...but you, if they need some help.
3. Ask the child to do the sign for the rest of the children and see if the other children can guess which one it is. Do the sign with the child, if desired.
4. When the children guess the sign, ask them the meaning of the word. If no one guesses the sign, put it back in the bowl to be picked again.
5. Choose another child to pick a new sign from the bag and continue.

NOTE: You might want to sing the song after you do each word or couple of words.

Game continues as number of questions, time, and attention span allow.

choose a FEW questions for discussion, then choose the game and/or music activity

John 4:24

"God is spirit, and those who worship him must worship in spirit and truth."

Understanding the Bible Verse

1. Who is a spirit? *God is spirit. (He also gave us each a spirit that lives in our bodies.)*
2. What is spirit? *Spirit is invisible and never dies. When we think of who we are, we are really thinking of the spirit God gave us. God gave each of us an invisible spirit as well as a body. We know and love each other and God with the spirits He gave us. God's spirit is very different from ours. Nobody gave God a spirit. He is the very source of spirit and life. He knows everything and everyone at the same time. He has perfect feelings and un-ending love. He creates and controls all things. He is the Giver of Life. He is pure being without any limits.*
3. What is worship? *To love and live for something as the most important thing in your life.*
4. Who should all people worship? *The LORD, the only true God.*
5. How should we worship God? *In spirit and in truth.*
6. What does it mean to worship God in spirit and in truth? *To believe that Jesus is the Son of God and to turn from our sins and trust in Him as Savior. Then, to live out our faith in Him by seeking to know Him more and more and love Him in everything we do in our lives.*

Bible Truth Connection Question

1. What does this verse have to do with the **Bible Truth: The LORD Is a Glorious Spirit?** *This Bible verse tells us that God is spirit and that it is with the spirit He gave us that we can worship Him.*

Story Connection Questions

1. What could the Samaritan woman do to show that she worshiped the LORD in spirit and in truth? *She could confess Jesus as the Son of God, turn away from her sinful life and live for God. By His Spirit He would work in her heart a desire to love and serve Him more and more.*

Life Application Questions

1. What does God invite us to become? *A worshiper in spirit and in truth.*
2. How does someone become a worshiper of God in spirit and in truth? *He confesses his sins to God and trusts in Jesus for salvation. God puts His Holy Spirit in his heart and helps him to seek to know and live for Jesus more and more each day.*

ACTS Questions

1. What is something we can praise God for from this Bible verse?
For being spirit. For being perfectly, purely good and glorious.
2. What is something we can confess to God from this Bible verse? *That many times we do not want to worship God in spirit and in truth. We often want to just live life our own way. We deserve God's punishment! We need a Savior!*
3. What is something we can thank God for from this Bible Verse?
We can thank God for giving us a spirit to worship Him in spirit and in truth.
4. What is something we can ask God for from this Bible Verse?
We can ask God to work in our hearts that we would want to turn away from disobeying Him and trust in this wonderful Jesus as our own Savior. That God would help us to truly worship Him in our spirit.

Gospel Question

1. We are all sinners. How can we worship God in spirit and in truth? The only way is through Jesus! Can you tell me the good news of what Jesus did to make this possible? What is the gospel?

God is the good Creator and King of the world. He made people to worship Him and live by His good laws. But we are all sinners who've rebelled against Him. We all deserve death--God's just, eternal punishment for our sins. How terrible! But God has good news for us. In His great mercy, God sent His Son, Jesus to earth as a man to save sinners. He lived the perfect life that pleases God. (He's the only one who's ever done that!) He offered it up to God His Father as the perfect sacrifice for sins when He suffered and died on the cross. Then, on the third day, Jesus rose from the dead in victory. He had fully paid for the sins of God's people, so they wouldn't have to! Now all who turn away from their sins and trust in Jesus as their Savior will receive forgiveness of sins and eternal life with God. They will be His very own special people who will know Him and enjoy Him forever. We can be God's people, too, if we turn from our sins and trust in Jesus as our own Savior.

Game: Balloon Find

Materials

Bible verse written up in large print so that all can see
 2 large pieces of paper or poster board
 Paper, pencil, permanent marker
 Balloons, at least one per child and up to one per word of verse per team.
 2 Baskets or garbage bags
 Masking Tape

Preparing the Game

1. Make copy of the verse per team and cut it apart into as many parts as there are balloons per team. Number these verse pieces in order. Make a sign per team of the verse. If you have a lot of non- or early readers, write the verse in easy to read print, numbering each word/section that correspond to the sections on the cut-up version of the verse. If your children are all proficient readers, do not write the verse on the poster board, but simply draw lines and number them 1-10, corresponding to the 10 verse pieces. Write down and cut out the numbers used on the verse pieces and put in a little bag or jar. Designate particular colors /shapes of balloons for each team. You can choose to have only one color per team (i.e., Team 1 has only blue balloons); Team 2 has only red ones) or multiple colors/shapes per team (i.e., Team 1 has orange and blue balloons, Team 2 has red and blue balloons). Roll up the pieces of paper and insert each one into each of the balloons. Write the corresponding number on the outside of the balloon with the permanent marker. Make sure to have a complete set of the verse for each team. Store each set of balloons in baskets or garbage bags until game time. Make a circle of masking tape: one larger one in the middle, where all the balloons will be released. Make two starting lines, one for each team.

Learning the Verse

Some or all of your children may be non- or early readers. Teach the verse in sections, having them say it after you. Repeat a few times. Add clapping or other movement as they say it.

Directions

1. If desired, lead the children in a discussion of a **FEW** of the most important questions before beginning game.
 2. Explain the game to them as follows:
 Split the children into two teams and have them stand/sit in line. Tell them that all the words to the Bible verse are inside of the balloons. Let them know what color balloons their team will be looking for. Release all the balloons into the middle circle. Say the verse together as a group. Draw a number out of the bag and tell it the group. Then, at your word, let the first child in each team go find the correctly numbered balloon from the pile of balloons. They will each bring back their balloon and sit on it to pop it (or let you or someone else pop it. Remove the piece of verse and put them in a pile. Everyone one then says the verse again, the teacher pulls another number out and the next two children go to find the new number. Continue until all the numbers are found. Have each team stick their verse pieces up on their poster board, then say the verse together. If working with less confident readers, point out to them that they can use the sign you made and the numbers in the verse pieces as hints to help them line it up properly. The team then says the verse together. The first team to do so, wins. The first team who does, wins.

Non-competitive Option: Have the teams add each piece of verse to their poster board as it is retrieved from the balloon. At the end, have everyone say the verse together again.

Optional TAKING IT TO OTHERS Activity: Quiz Questions

Have the children choose a few of the questions from the game to ask the parents/other children during TAKING IT TO OTHERS time. Help pre-readers by whispering the question in their ear and letting them ask it aloud to the parents/other children. Make sure you read the Bible verse aloud before you ask your questions.

Directions:

1. Write words to song in large print before class.
2. Play the song for the children, helping them follow along on the song sheet.
3. Discuss the song, using a few questions from the discussion sheet. *Don't use them all!*
4. Introduce sign language for key words of your choice from sign language sheet for your song. Use as few or as many as you think the children can learn.
5. Sing and sign the song. Sign language as well as large format lyrics and sheet music are found in the PFI Unit Songbook or online.
6. If desired, play the Song Game.

Optional TAKING IT TO OTHERS Activity: Presenting and Singing the Song

1. Sing and sign the song, encouraging the watching children/parents to join in.
2. Ask the class some of the questions listed below. The Bible Truth Connection Question is particularly good to help them understand how the song ties in with the Bible Truth.

The Hour Is Coming: John 4:23-24

Listen to it on PFI ESV Songs 4, Track 12

The hour is coming, and is now here,
 The true worshipers will worship the Father,
 Will worship in spirit and truth,
 The hour is coming, and is now here,
 The true worshipers will worship the Father,
 Will worship in spirit and truth,
 For the Father is seeking,
 Such people to worship him,
 For the Father is seeking,
 Such people to worship him.
 For God is spirit, God is spirit, God is spirit, God is spirit.
 God is spirit, God is spirit.
 God is spirit, God is spirit, God is spirit, God is spirit.
 God is spirit, God is spirit.
 And those who worship him, And those who worship him,
 Must worship in spirit and truth.
 And those who worship him, And those who worship him,
 Must worship in spirit and truth.
 John Four, twenty-three and four.

Song Game: Pass the Secret Sign

Materials

Sign Language signs used in song, particularly choose words with important meanings you want the children to learn, such as "grace", "redeem", etc.

Bag or bowl

Blindfold

Preparing the Game

1. Cut out signs and put in bowl.

Playing the Game

1. Practice the song and signs until the children know them well.
2. Have all the children stand in a tight circle, except one, "It" who will stand in the Middle of the circle, blindfolded.
3. Have the children in the circle to put their hands behind their backs. Choose a sign from the bag and hand to a child in the circle, still keeping hands behind their backs, not looking at the sign.
4. When "It" says "Pass the Secret Sign", the children will begin to pass the sign around behind their backs.
5. When "It" says "Stop the Passing!" the child who has the sign freezes with the sign behind his back.
6. The child with the sign brings it around and looks at it. You can help the child practice the sign.
7. Then take the blindfold off of "It", watch the child with the card do the sign, then have "It" guess the name of the sign. (If desired, "It" can ask another child in the circle for help with their guess.)
8. The holder of the sign then becomes "It." Sing the song with all the signs, then repeat.

STORY REVIEW

Directions: Read and discuss Bible Truth, using a FEW of the questions. Play game. Feel free to modify the game to fit your children.

General Story Questions

1. Why did the Jews hate the Samaritans so much? *They had stopped worshipping the LORD in Jerusalem at the Temple and instead had set up golden calves and other gods in Samaria to worship.*
2. Why did they think that they should not associate with the Samaritans? *They thought of them as unclean—unrighteous before God—and unable to ever become God's people again.*
3. Why did Jesus and the disciples stop in a Samaritan town? *They were hungry and thirsty. And, because Jesus said so! He had plans to speak to this sinful woman and the people of the village.*
4. What was strange about the woman coming out to the well at noon? *Most women came out in the early morning or late in the afternoon, when it wasn't so hot to get water.*
5. Why was the woman shocked that Jesus would ask for water from her? *Because He was a Jew and Jews believed they would become unclean if they accepted anything from a Samaritan.*
6. What kind of water did Jesus offer her? What did that mean? *Living water that would satisfy her forever. This wasn't really water at all. It was a way of saying eternal life. He was offering her the way to have eternal life.*
7. How did the Samaritan woman think that God was to be worshiped? *The right sacrifices on the right mountain.*
8. What did Jesus tell her about God and how He is to be worshiped? *God is spirit and His worshipers worship in spirit and truth.*
9. What does it mean to worship God in spirit and in truth? *To know that Jesus is the Son of God and have the Holy Spirit live in your heart, helping you to love and live for Him more and more each day.*
10. Who did Jesus tell her He was? *The Messiah.*
11. Why did the woman go get the other villagers? *She wanted them to meet Jesus because she thought He might be the Messiah.*
12. What did the villagers want Jesus to do? *They wanted Him to stay with them and tell them more.*
13. What happened to the villagers after listening to Jesus? *They believed in Jesus.*

Bible Truth Connection Questions

1. What does this story have to do with our **Bible Truth: The LORD Is a Glorious Spirit**? *Jesus explained to the woman that God is spirit and we truly worship God in our hearts, with the spirit God gave us—not some golden calf on some mountain.*

Bible Verse Connection Question

1. What does the story have to do with our **Bible Verse: John 4:24**: "God is spirit, and those who worship him must worship in spirit and truth."?
Jesus explained to the woman that God is spirit and we truly worship God in our hearts, with the spirit God gave us—not some golden calf on some mountain.

ACTS Questions

1. What is something we can praise God for being that we learned in our story?
Praise God for being the God who seeks out and saves sinners.
2. What is something we can confess as sin that we learned in our story? *Confess that like the woman at the well, we are sinners who have disobeyed God and we like e to live life our own way. We deserve God's punishment! We need a Savior!*
3. What is something we can thank God for that we learned in our story? *We can thank God for forgiving even the worst of sinners, when they confess their sins, turn away from their sins, and trust in Jesus as their Savior.*
4. What is something we can ask God for that we learned in our story?
We can ask God to work in our hearts, helping us to turn away from our sins and trust Jesus as our own Savior.

Life Application Questions

1. How do we become worshipers of God? *Confess our sins to God, trust in Jesus, the Son of God, as our Savior, and turn to live for Him. He will send the Holy Spirit in our hearts and make us like new creations.*

The Gospel

1. What would Jesus do that would make it possible for this sinful woman to be saved? What is the gospel?
God is the good Creator and King of the world. He made people to worship Him and live by His good laws. But we are all sinners who've rebelled against Him. We all deserve death--God's just, eternal punishment for our sins. How terrible! But God has good news for us. In His great mercy, God sent His Son, Jesus to earth as a man to save sinners. He lived the perfect life that pleases God. (He's the only one who's ever done that!) He offered it up to God His Father as the perfect sacrifice for sins when He suffered and died on the cross. Then, on the third day, Jesus rose from the dead in victory. He had fully paid for the sins of God's people, so they wouldn't have to! Now all who turn away from their sins and trust in Jesus as their Savior will receive forgiveness of sins and eternal life with God. They will be His very own special people who will know Him and enjoy Him forever. We can be God's people, too, if we turn from our sins and trust in Jesus as our own Savior.

Game: The Answer's in the Tent

Materials

Various props, objects, costumes, or even pictures from the story, enough for one idea per child at least.

A small pup tent or blanket and chairs made into a tent

Paper and pencil/pen to write down questions

Jar or bag

Preparing the Game

1. Make a list of main characters, objects, elements from the story. For example in the story of Jesus being tempted in the wilderness you could have rocks, bread, blocks (like from the Temple), a globe, a red robe/shirt, etc. (for Satan), white robe for angels who came to comfort Jesus at the end, a Bible (the word of God that Jesus used to refute Satan), a picture of a desert or the sun, the number 40 (for 40 days and nights without food). The Plan-a-Play story sheet is a good source of ideas. If desired, you can write different point values--such as 5, 10, 25 points-- on questions, depending upon how hard they are. Place these objects in the tent.

2. Make up questions that have these props as their answers, such as: What did Satan tempt Jesus to turn the rocks into when He was so hungry? (bread)

3. Place the questions in a jar or bag.

Playing the Game

Have the children sit down in lines of equal teams. Tell them that in the tent are answers to the questions that you have folded up in the bag. They will take turns listening to a question and having the first person in line go into the tent and find the prop/costume piece/etc. that answers the question. If a team doesn't get the right prop, then the first person from the other team gets to go up and see if they can find it for a point.

Continue until all have had a chance to play or all questions have been answered. Tally points. Repeat game as time and attention spans allow.

Non-competitive Option

Don't put points on the questions. Don't split into teams, but instead sit in a circle around the tent. Have the children take turns going into the tent to retrieve the prop that fits the answer to the question.

Optional TAKING IT TO OTHERS Activity: Quiz Questions

Have the children choose a few of the questions from the game to ask the parents/other children during

TAKING IT TO OTHERS time. Help pre-readers by whispering the question in their ear and letting them ask it aloud to the parents/other children.

CASE REPLAY ACTIVITIES

Use this guide to review the Case Story and act it out for others to enjoy!

CASE REPLAY, JR: YOUNGEST CHILDREN

Description: The children will act out the story together, everyone doing the same action/sound effect at the same time. This activity is most suitable for kindergarteners.

Materials

The Case RePlay, Jr. script for younger children

Preparation

1. Read through the script and write in the blanks along the side possible actions/sound effects the children could do to act it out.

Instructions

1. Tell the children that they will be re-enacting the story together as you tell it.
2. As you read the script, lead the children in actions/sound effects to do with you.
3. If desired, you can read the script and stop at certain sentences and ask them what a good action/sound effect would be to act out what you just read.
4. Repeat the re-enactment one or two times more.

CASE REPLAY, SR: OLDER CHILDREN

Description: The children act out the story as a three-scene play. You will narrate it using the Case RePlay, Sr. script and they will act it out (no spoken words, for the most part), with each child assuming a different character's role. This activity is most suitable for first grade and up. You will review the story, then practice it a few times before performing it for others.

Materials

The Case RePlay, Sr. script
White board or other large format paper
Costumes and props

Preparation

1. Prepare for the play by choosing costumes and props for each character in the story. Decorate the area with any scenery props.
2. Write the words "Beginning," "Middle," "End" on a large piece of paper/whiteboard with plenty of space under each heading. You will use this paper to help the children think about the story as a three-scene play, as it is presented in the script.

Instructions

1. Tell the children that they will get to act out the story as a three-scene play, with a beginning, Middle and end section. Tell them that before they can act it out, they need to think it out. as you narrate it with your script.
2. Take the children's answers as they recount the story, helping them put key incidents in the right order.
3. If desired, when they have filled in their Beginning, Middle, End, read through your whole (real) script, so they hear exactly what you will have them act out.
4. Then tell the children that it's time to practice acting out the story.
5. Assign parts to each child. If you are using costumes, do NOT give them out at this point. They will be a distraction.
6. Have all the children sit on the floor or in chairs on one side of the "stage," then call the characters up in place as their part in the story comes.
7. As you read the script, guide the children in where you want them to move or do to act it out.
8. After going through the whole script once, give out any costumes and props and act out the script once or twice more.

Optional TAKING IT TO OTHERS Activity: Re-enacting the Story

Read the script as the children act out together (younger) or assuming different roles (older) as the other children or the parents watch.

CASE REPLAY, JR--YOUNGER KIDS (KINDERGARTEN) P.2

Welcome to our play! The name of our story is called: The Case of the Thirsty Woman.

Our story takes place In Samaria, during New Testament times, when Jesus lived on earth.

And now we present: "The Case of the Thirsty Woman."

Actions:

Scene 1:

Jesus and his disciples had begun the long journey from Jerusalem back to Galilee. They started out early in the morning. By noon, they decided to stop for water and food in Samaria. Jesus waited by the well outside the city, while the disciples went into town for food.

Scene 2:

Soon, a Samaritan woman comes out to the well to get water. She didn't dare come in the morning with the other women. She was a very sinful woman and the others wanted nothing to do with her. Jesus knew all about this woman's sins. He had come to offer her salvation. He asks her for water and she can't believe a Jew would talk to her, let alone ask to use something she's touched to get water. That how most people treat people who are sinful like her. Jesus tells the woman about the living water that springs up to eternal life He could give her. He tells her all about her sinful life without anyone telling Him about it. He tells her that God is a spirit and the people who worship Him, aren't those who worship at a certain place in Samaria or in Jerusalem. They are the ones who turn from their sins and put their faith in Him. They are the ones who worship in spirit and in truth.

Scene 3

The disciples return to Jesus with food. The woman returns to the town and excitedly tells everyone to come meet Jesus. "Could this be the Messiah?" she asks them. The Samaritans go to Jesus and invite Him to stay with them in their town. Most Jews would never do this, but not Jesus. He goes and tells them more about God. Many turn away from their sins and put their faith in Him. They become worshipers of God in spirit and in truth.

Bible Truth Tie-In:

The Bible Truth we are learning is: **The LORD Is a Glorious Spirit.** Jesus taught the Samaritan woman that God is spirit and that even she—though a Samaritan and a sinner—could seek and know God when she truly worshiped Him by turning from her sins and putting her faith in Him. This is what it meant to worship Him in spirit and in truth.

CASE REPLAY, SR--OLDER KIDS (1ST GRADE AND UP) P.3

Welcome to our play! The name of our story is called: The Case of the Thirsty Woman.

Our story takes place In Samaria, during New Testament times, when Jesus lived on earth.

The characters in our story are: Jesus, His disciples, the woman and other Samaritans

And now we present: "The Case of the Thirsty Woman."

Scene 1: (Beginning)

Jesus and his disciples had begun the long journey from Jerusalem back to Galilee. They started out early in the morning. By noon, they decided to stop for water and food in Samaria. Jesus waited by the well outside the city, while the disciples went into town for food.

Scene 2: (Middle)

Soon, a Samaritan woman comes out to the well to get water. She didn't dare come in the morning with the other women. She was a very sinful woman and the others wanted nothing to do with her. Jesus knew all about this woman's sins. He had come to offer her salvation. He asks her for water and she can't believe a Jew would talk to her, let alone ask to use something she's touched to get water. That how most people treat people who are sinful like her. Jesus tells the woman about the living water that springs up to eternal life He could give her. He tells her all about her sinful life without anyone telling Him about it. He tells her that God is a spirit and the people who worship Him, aren't those who worship at a certain place in Samaria or in Jerusalem. They are the ones who turn from their sins and put their faith in Him. They are the ones who worship in spirit and in truth.

Scene 3: (End)

The disciples return to Jesus with food. The woman returns to the town and excitedly tells everyone to come meet Jesus. "Could this be the Messiah?" she asks them. The Samaritans go to Jesus and invite Him to stay with them in their town. Most Jews would never do this, but not Jesus. He goes and tells them more about God. Many turn away from their sins and put their faith in Him. They become worshipers of God in spirit and in truth.

Bible Truth Tie-In:

The Bible Truth we are learning is: **The LORD Is a Glorious Spirit.** Jesus taught the Samaritan woman that God is spirit and that even she—though a Samaritan and a sinner—could seek and know God when she truly worshiped Him by turning from her sins and putting her faith in Him. This is what it meant to worship Him in spirit and in truth.

A Drink from the Jug of Well Water

Description

Children will make a small container, similar to what the Samaritan woman might have used to get water for Jesus; or color in a picture of one.

Materials

Clay version:

Self-hardening terracotta colored clay (modeling clay), about a handful and a half, per child

Small plastic travel toiletries bottles (never used) or 8 oz. spring water bottles, unopened, one per child

Stones, shells, sticks with a pointed end, 1 per child

Coloring Sheet:

Coloring Sheet to photocopy

Preparing the Craft

Clay Version:

1. Set out clay and pointed utensils for each child.

2. May want to get old shirts for children to wear as smocks to protect their clothing.

Coloring Sheet:

1. Print out and make copies of jar.

2. Set out markers, colored pencils and/or crayons.

Making the Craft

Clay version:

1. Show the children the picture of the jar (coloring sheet).

2. Have the children first make the handles of the pot, by taking a portion of the clay and rolling in back and forth on the table surface with the palm(s) of their hands to make 1 cylindrical shape. Set aside.

3. Have the children flatten the rest of their clay into a circle shape broad enough to be gathered around the bottle. Set the bottle on the Middle of the circle, then draw up the circle around the bottle. Pinch loose ends together and smooth. The lid of water bottle should be fully exposed above top of clay, so that the children will be able to open it later.

4. Add handles to either side of the pot, smoothing into body of clay.

5. Use stones, shells, sticks to make designs in the clay. Tell the children that this is how potters made designs in their pots in Jesus' day.

6. Tell children to be careful with their pots until dried. When dried, they can open the lids of their bottles and have a drink.

Coloring Sheet:

1. Children will color in the jar.

Making a Bible Truth Connection

Once the children have settled into their craft, use the Bible Truth- Craft Connection Sheet to lead discussion about the craft. Note that most of these questions echo the questions on the case board, providing a review of what the children learned earlier.

Optional TAKING IT TO OTHERS Activity: Craft Presentation

If you are presenting the craft to other children or parents the children can hold up their crafts (or your model craft) and read their Bible Truth Connection answers to explain the importance of the craft.

CASE CRAFT**Discussion Guide****Instructions:**

As the children are settled into making their craft, ask them these questions to help them understand the craft's significance. Use the answers provided to guide the children's answers.

Discussion Questions

1. Where did Jesus meet the sinful Samaritan woman?

By Jacob's well, outside the city.

2. What did Jesus ask the woman to give Him? A drink of water from her jug.

3. What did Jesus offer her?

To give her "living water." This was Jesus' way of telling her that she could have eternal happiness in God, when she turned from her sins and trusted in Jesus, the Messiah. Then she would be worshipping God in spirit and in truth.

4. What is Bible Truth that we are learning?

The LORD Is a Glorious Spirit.

5. What does our craft have to do with our Bible Truth: The LORD Is a Glorious Spirit?

Jesus used the water the woman offered Him as a way to explain to her that The LORD Is a Glorious Spirit who isn't worshiped in just one place or another, but from the heart. If she turned from her sins and worshiped Him in spirit and truth, He would give her eternal life.

6. What can our craft help us remember?

God is a glorious spirit, completely holy; but he offers the "living water" of eternal life to sinful people who believe in Him. Even though we are sinful, God offers us the "living water" of eternal life through faith in Jesus.

TAKING IT TO OTHERS**Craft Presentation****Instructions:**

Have children hold up your model craft/their crafts. Choose five children (or you say) the five sections below to explain the craft's importance.

Presentation:

1. Our craft is: A Drink from the Jug of Well Water

2. By Jacob's well in Samaria, Jesus offered a sinful Samaritan woman to drink His "living water" of eternal life when He asked her to for a drink from her jug of well water so that she could turn from her sinful ways, be forgiven, and worship the LORD from her heart, in spirit and truth.

3. Our Bible Truth is: The LORD Is a Glorious Spirit.

4. Jesus used the water the woman offered Him as a way to explain to her that The LORD is a Glorious Spirit who isn't worshiped in just one place or another, but from the heart. If she turned from her sins and worshiped Him in spirit and truth, He would give her eternal life.

5. Our craft can help us remember that God is a glorious spirit, completely holy; but he offers the "living water" of eternal life to sinful people who believe in Him. Even though we are sinful, God offers us the "living water" of eternal life through faith in Jesus.

Note: Even non-readers can participate in presenting the craft, if you will whisper what they are to say in their ear and let them say it aloud for the others to hear.



BEFORE CLASS:**1. PICK YOUR PERSON**

VIPPs can be anyone in your church! Typically, they fall into 6 categories: Church staff, Elders, Deacons/deaconesses, Special Volunteers (people who aren't paid, but spend a lot of time helping out in particular ways), Supported Workers (aka missionaries), and Church Members.

2. GATHER YOUR FACTS

Use the VIPP Information Sheet to write down the facts about your VIPP. The information on this worksheet is used in the VIPP activities, listed in the "Choose an Activity" section below.

DURING THE ACTIVITY:**1. INTRODUCE YOUR VIPP**

Introduce your VIPP to the children, using the VIPP Information Sheet. Fill in a set of VIPP Clue Cards with the information for your VIPP. If desired, you can even have the actual person come into class for the children to meet.

Need help describing what someone does for the church in a kid-friendly way? Check out the list of common VIPPs on the Praise Factory website in the PFI resources. There are lots of kid-friendly descriptions for common VIPP's, such as pastors, elders, deacons and a lot more.

2. PRAY!

Lead the children in praying for the VIPP. Ask the children if they would like to pray for one of the VIPPs prayer requests. Even non-readers can pray for the VIPP if you whisper the prayer request in their ear, then let them say it aloud. Never force a child to pray!

3. CHOOSE AN ACTIVITY

There are two activities you can use to help the children learn about the VIPP:

VIPP Clue Cards: These are nine coloring sheets in which children fill in the nine things they learn about the VIPP from the VIPP Information Sheet. Photocopy a set of each child. Use as few or as many of these Clue Cards as you desire. Clue Cards found at the back of this book.

VIPP Game: This is a game that uses a set of Clue Cards for one or two VIPPs.

Choose a VIPP and fill in his/her information on the VIPP Information Sheet. Fill in a set of VIPP Clue Cards with the information for your VIPP. Tell the children about the VIPP, having them fill in the VIPP Clue Cards with the key facts as they learn them. Write any words the children need to write on a white-board or other piece of paper so they can see how to spell them. Help younger children write these words on their clue cards. Ideas for how to tell the children about many common VIPPs are listed at praisefactory.org with the resources for this Bible Truth.

Optional TAKING IT TO OTHERS Activity: Introduce and Pray for the VIPP

If you are presenting the VIPP to other children or parents you can assign children to hold up the 10 clue cards and say what each card tells about the VIPP. (Or, you can have the children hold them up as you tell what each one means.) Then lead the children in praying for the VIPP.

Game: Hot and Cold Hide

Materials

Information Sheet for one VIPP
2 Set of Clue Cards
8 8.5" x 11" Manila Envelopes
Blindfold

Preparing the Game

1. Fill in one set of clue sheets for the VIPP you are using.
2. Tape the other (blank) set of Clue Cards to the outside of the manila envelopes.
3. Put the filled-in clue cards in the corresponding envelope.

Playing the Game

Reveal: Tell the children about the VIPP, showing them your filled-in clue cards as you tell about them.

Review: Choose one child to be "The Finder" and cover his eyes with the blindfold. Choose one of the Clue Card envelopes. Choose another child to be "The Hider". This child will hide the envelope somewhere in the room. When the clue is hidden, the Finder takes off his blindfold and begins to look for the envelope. The other children say "hot, cold, etc" as the child gets closer or further from the envelope to help the child find it. When the folder is found, the teacher (or the child) tells the Clue Card category. The other children try to remember what the VIPP's answer was. Open it up and see if they got it right. If they did, the Clue Card is retired. If not, it can be added back into the Clue Cards to be hidden.

VIPP INFORMATION SHEET

VIPP NAME:

WHAT VIPP LOOKS LIKE

Man or Woman? _____

Hair color? _____

Eye color? _____

FAVORITE ANIMAL

FAVORITE FOOD

FAVORITE FREE TIME ACTIVITY

WHAT VIPP DOES DURING WEEK

VIPP GROUP OF SERVICE:

Church Member

Deacon

Elder


Church Staff

Special Volunteer

Supported Worker
(Missionary)

3 WAYS VIPP SERVES CHURCH

3 WAYS TO PRAY FOR THE VIPP



Unit 4
Bible Truth 2 Resources

BIBLE TRUTH 2 OVERVIEW

Unit 4: The God Who Reveals Himself

Big Question and Answer: "Can Anybody Tell Me What the LORD Is Like? He's Not Like Anyone Else!"

Bible Verse: "O LORD...there is no God like you, in heaven above or on earth beneath." 1 King 8:23

Bible Truth 2 Concept: The LORD Is the Only True God

To worship means to love, honor and testify to the worth of someone. It usually means that we choose it to be more important than anything else in our lives. Sometimes it is a god that people worship. Sometimes it is other people or things that they love. Sometimes, they really just worship themselves.

But God created people to worship Him. He is the only, true God. He is our Creator and our king. He deserves for us to worship Him. He deserves for us to choose loving and obeying Him over everything else in our lives.

Not only does God deserve our worship, but only when we worship Him, will we be truly happy and live life as it was meant to be. Seeking His glory is also for our best good!

Bible Truth 2 Bible Verse

Meditation Version: Psalm 86:8-10

"There is none like you among the gods, O Lord, nor are there any works like yours. All the nations you have made shall come and worship before you, O Lord, and shall glorify your name. For you are great and do wondrous things; you alone are God."

Alternate Memory Version: Psalm 86:8, 10

"There is none like you among the gods, O Lord, nor are there any works like yours. For you are great and do wondrous things; you alone are God."

Bible Truth 2 ACTS Prayer

- A** God, we praise You for being the only true God, worthy of all our worship.
- C** God, we confess that we are tempted to worship many other things than You--other gods, people, other things, even ourselves. Please forgive us! We need a Savior!
- T** Thank You, God for treating us with mercy, forgiveness and love when we turn away from the other things we are tempted to worship and worship You, instead. Thank You for being willing to work in our hearts and help us to worship You. Thank You for making Your glory also for our best good.
- S** God, show us the wrong things we worship and help us turn away from them. Help us to love You most of all and live to honor You. Help us to trust in Jesus as our Savior.

Bible Truth 2 Stories

Lesson 1: The Case of the Heavenly Showdown (Old Testament)

Exodus 3-12,15; Acts 9:17

Lesson 2: The Case of the Curious Children (Story of the Saints)

Lesson 3: The Case of the Troublesome Tentmaker (New Testament)

Acts 19:23-20:1; Ephesians; Revelation 2

1. GETTING STARTED: Welcome and Opening Songs (*introduce unit and get kids moving with these songs*)

| | |
|---|--|
| <p>Welcome</p> | <p>“Welcome to Praise Factory. We’re so glad you’ve joined us! Here at the PFI we are investigators. (That’s what the “I” stands for!) Investigators look for answers to questions. In PFI, we look for answers to big questions about God. We dig deep down in the truths of God’s Word to find them.”</p> |
| <p>Praise Factory Theme Song</p> | <p>“Let’s sing our Praise Factory Investigator’s theme song.”</p> <p>PFI: Praise Factory Investigators <i>PFI ESV Songs 4, Track 1</i></p> <p>We’re PFI: Praise Factory Investigators, Diggin’ deep down for truths in God’s Word, That’s PFI: Praise Factory Investigators, Diggin’ deep down for truths in God’s Word, We’re looking for answers to very big questions, Big questions about God, If you’re looking for answers to very big questions ‘bout God, come along, Join PFI: Praise Factory Investigators, Diggin’ deep down for truths in God’s Word, That’s PFI: Praise Factory Investigators, Diggin’ deep down for truths in God’s Word. Deep down, diggin’ down, Let’s go diggin’ down, Deep down, diggin’ down, ‘Til answers to all our Big Questions we’ve found. We’re PFI: Praise Factory Investigators, Diggin’ deep down for truths in God’s Word, That’s PFI: Praise Factory Investigators, Diggin’ deep down for truths in God’s Word.</p> |
| <p>Classroom Rules Song</p> | <p>An important part of Praise Factory is helping us worship God and love one another. Our WoGoLOA song reminds us how we should act. Let’s sing it.”</p> <p>WoGoLOA Rules Song <i>PFI ESV Songs 4, Track 2</i></p> <p>Refrain: WoGoLOA means “Worship God and love one another,” WoGoLOA means “Worship God and love one another.”</p> <p>WoGo means “Worship God.” Sound off, 1,2,3, Joyfully take part, Listen to others, Obey your teachers. (<i>Refrain</i>)</p> <p>LOA means “Love One Another.” Sound off, 1,2,3, Be kind, Be encouraging, Help others, help others. (<i>Refrain twice</i>)</p> |

1. GETTING STARTED, continued

| | |
|--|---|
| Opening Prayer | "Let's ask God to help us obey these rules, and to help us worship Him and love one another as we learn more about Him today. Let's pray." <i>Pray.</i> |
| Big Question Under Investigation: | <p>"Now it's time to turn to today's Big Question Under Investigation.</p> <p>It's: Can Anybody Tell Me What the LORD Is Like?</p> <p>"There are many gods that people worship, but none are like the LORD. He is the one, true God. He's not like anyone else! He's always been alive--and He will never die. He's completely good and loving. He's all-powerful and all-wise. And that's just the beginning of what the LORD is like. He is so great! There will always be more of Him to know.</p> <p>So the answer to our Big Question, 'Can Anybody Tell Me What the LORD Is Like?' is: He's Not Like Anyone Else!</p> |
| Big Question 4 and Songs | <p>"Let's sing our Big Question Song(s): <i>choose one or both</i></p> <p>Big Q & A 4 Song <i>PFI ESV Songs 4, Track 3</i> <i>(adapted version of "Have You Ever Seen a Lassie?")</i> Can anybody tell me, Tell me, tell me, Can anybody tell me, What the LORD is like? He's not like anyone else, Anyone else, anyone else, He's not like anyone else, That's what the LORD is like.</p> <p>Big Question 4 Song: <i>PFI ESV Songs 4, Track 4</i> Tell Me <i>Refrain:</i> Tell me, can anybody tell me, Tell me, what the LORD is like? Tell me, can anybody tell me, Tell me, what the LORD is like? He's not like anyone else, He's not like anyone else, He's not like anyone else, He's not like anyone else,</p> <p>He's Omniscient! <i>(He knows all things)</i> Omnipresent! <i>(He's everywhere you can be)</i> Omni-benevolent! <i>(He's always good!)</i> and Omnipotent! <i>(He can do all things!)</i> <i>Refrain</i></p> <p>He's Immutable! <i>(He never changes!)</i> He's Infallible! <i>(He makes no mistakes!)</i> He's Infinite! <i>(There's always more of Him to know!)</i> And purely Righteous! <i>(He has no sin! Not even a teeny, tiny speck!)</i> <i>Refrain</i></p> <p><i>You may also enjoy singing Inspector Graff's ABC's of God</i> <i>PFI ESV Songs 4, Track 5</i></p> |

1. GETTING STARTED, continued

**Unit 4
Bible Verse**

You may also enjoy these other versions of this verse:
 In Heaven Above (short version)
 PFI ESV Songs 4, Track 7
 In Heaven Above and Earth Beneath
 PFI ESV Songs 4, Track 8
 O, O LORD
 PFI ESV Songs 4, Track 9
 I Am God
 PFI ESV Songs 4, Track 10

“How do I know this is true? The Bible tells me so!

1 Kings 8:23 tells us: “O LORD there is no God like you.”

**Big Question 4 Bible Verse Song
In Heaven Above 1 Kings 8:23**

PFI ESV Songs 4, Track 6

O LORD, there is no God like you.
 In heaven above or on earth beneath,
 O LORD, there is no God like you.
 In heaven above or on earth beneath. (repeat)

In heaven above or on earth beneath,
 There is no God like you.
 In heaven above or on earth beneath,
 There is no God like you. (repeat)

First Kings Eight, twenty-three.

“There may be many gods that people worship, but none is like the LORD. Why? Because He is the one, true God.”

2. DIGGING DEEP DOWN: Key Concept and Story (introduce the Bible Truth and tell the related story)

Bible Truth 2

“It’s time for us to dig down deeper for answers to our Big Question. We’re learning **NINE** Bible Truths that all tell us something about what the LORD is like. Can you tell me which one we have already learned? (The LORD Is a Glorious Spirit)

The Bible Truth we are going to be thinking about today is:
The LORD Is the Only True God.

To worship means to love, honor and testify to the worth of someone. It usually means that we choose it to be more important than anything else in our lives. Sometimes it is a god that people worship. Sometimes it is other people or things that they love. Sometimes, they really just worship themselves.

But God created people to worship Him. He is the only, true God. He is our Creator and our king. He deserves for us to worship Him. He deserves for us to choose loving and obeying Him over everything else in our lives.

Not only does God deserve our worship, but only when we worship Him, will we be truly happy and live life as it was meant to be. Seeking His glory is also for our best good!

2. DIGGING DEEP DOWN, continued**Bible Truth 2
Hymn**

"Long ago, a man named Reginald Heber was thinking about this Bible truth, too. He wrote the words to a hymn called "Holy, Holy, Holy." We're going to learn a verse from it."

Holy, Holy, Holy*PFI ESV Songs 4, Track 11***Verse 3**

Holy, holy, holy,
Though the darkness hide Thee,
Tho' the eye of sinful man
Thy glory may not see;
Only Thou art holy;
There is none beside Thee,
Perfect in pow'r,
In love and purity.

"The LORD made us to worship Him as the only, true God; yet, our sinful rebellion against Him "darkens" our hearts so that we refuse to see and confess Him as the glorious God He is. Instead, we seek other things to worship in His place. Nonetheless, there is none like the LORD, who is perfect in power, love and purity. He is holy!"

**Bible Truth 2
Bible Verse
and Song**

"The Bible verse we are going to be digging down into for this Bible Truth is:

Psalms 86:8-10

"There is none like you among the gods, O Lord, nor are there any works like yours. All the nations you have made shall come and worship before you, O Lord, and shall glorify your name. For you are great and do wondrous things; you alone are God."

This verse tells us that there is no one like the LORD. If we compare anyone else's deeds to the LORD's, it is easy to see just how great He is. He alone is God and worthy of our worship.

We've said our Bible verse, now let's sing it!

Among the Gods*PFI ESV Songs 4, Track 12*

Among the gods, there is none like you, O Lord;
Nor are there works like yours.
For you are great
and do wondrous things, O Lord,
You alone are God.
Psalm Eighty-six, eight and ten.

Extra Bible Verse Song:

O LORD of Hosts: Isaiah 37:17, ESV*PFI ESV Songs 4, Track 13*

2. DIGGING DEEP DOWN, continued**LESSON 1 STORY****Old Testament Story:****The Case of the Heavenly Showdown**Exodus 3-12,15;
Acts 9:17

"Now it's time for today's story called: **The Case of the Heavenly Showdown.**

As you listen to the story, see if you can figure out:

- 1. Who was in the Heavenly Showdown?**
- 2. Who won the showdown? What did the winner want to show the whole world?**
(If desired, write these questions on a sheet of paper to refer to when the story is finished.)

Read story.

After reading story, ask for the children's answers to the questions.

- 1. Who was in the Heavenly Showdown? Pharaoh, the gods of Egypt and the LORD.**
- 2. Who won the showdown? What did the winner want to show the whole world? The LORD. He is the One, True God.**

Close in prayer. (prayer suggestions included at end of story)

LESSON 2 STORY**Story of the Saints:****Curious Children**

"Now it's time for today's story called: **The Case of the Curious Children.**

As you listen to the story, see if you can figure out:

1. Who were the Curious Children? Who did they want to meet?
2. Who else did they meet? How was he different from Shango?
(If desired, write these questions on a sheet of paper to refer to when the story is finished.)

Read story.

After reading story, ask for the children's answers to the questions.

- 1. Who were the Curious Children? Who did they want to meet? Adeoti and Oke Oreokin. They wanted to meet the Babaegbe's wife and baby.**

- 2. Who else did they meet? How was he different from Shango? The Lord. He was the one, true God. He was wonderful and good. He welcomed and forgave sinners who turn from their sins and trust in Jesus as their Savior.**

Close in prayer. (prayer suggestions included at end of story)

2. DIGGING DEEP DOWN, continued**LESSON 3****New Testament Story:****The Case of the Troublesome Tentmaker**

Acts 19:23-20:1;
Ephesians;
Revelation 2

"Now it's time for today's story called: **The Case of the Troublesome Tentmaker.**

As you listen to the story, see if you can figure out:

- 1. Who was the thirsty woman? What did she think she was thirsty for?**
- 2. Who knew what she was really thirsty for? How did he quench her real thirst?**

(If desired, write these questions on a sheet of paper to refer to when the story is finished.)

Read story.

After reading story, ask for the children's answers to the questions.

1. Who was the thirsty woman? What did she think she was thirsty for? A Samaritan woman who had done many sinful things. Water.

2. Who knew what she was really thirsty for? What was it and how did he quench her real thirst? Jesus knew. He knew that she needed most of all to be forgiven of her sins and come to know God. He showed that He was the Messiah, God's Son, who became a man to save us from our sins and bring us to God. He told her how she could be saved through faith in Him.

Close in prayer. (prayer suggestions included at end of story)

3. TAKING ACTION: Response Activities *(choose from among these activities)***Response Activities**

- **ACTS Prayer Activity:** Add your own prayer requests to the ACTS prayer
- **Sneaky Snack:** Story-related snack
- **Bible Truth Review Activity:** Game with questions related to the Bible Truth
- **Bible Truth Hymn:** Music activities to learn a portion of a Bible Truth-related hymn
- **Bible Verse Review Activity:** Game with questions related to Bible Truth Bible verse
- **Bible Verse Song:** Music activities to learn the Bible Verse song
- **Story Review Activity:** Game with questions related to the Bible Truth and Case
- **Case RePlay, Jr. and Sr.:** Two drama activities that review the story: one for younger children, one for older children.
- **Craft:** Story-related craft
- **VIPP (Very Important Prayer Person):** Game and a coloring activity to help children learn about people in your church and how to pray for them.

(VIP resources: found online or at back of this book)

4. TAKING IT TO OTHERS *Optional presentations for the last few minutes of class***Presenting to Other Children**

If you split the children into different response activities, you can gather the children together again and have each small group make presentations to show the other children what they learned. Presentation ideas are included in the resources for each activity.

Presenting to Parents

If you keep your children together for response activities, you can have them make a presentation of something they have learned to their parents when they come to pick them up from class. Presentation ideas are included in the resources for each activity.

5. TAKING IT HOME *(Take Home Sheet)***PFI Pronto**

Give out the PFI Pronto for the case story as well as any other materials as the children are dismissed.

BIBLE TRUTH 2, LESSON 1: PLANNER/OVERVIEW

GETTING STARTED: Welcome and Opening Songs (*introduce unit and get kids moving with these songs*)

Welcome to Praise Factory: PFI: Praise Factory Investigators Theme Song *PFI ESV Songs 4, Track 1*

Rules to Help Us Worship God and Love One Another: WoGoLOA Classroom Rules Song
PFI ESV Songs 4, Track 2

Big Question Under Investigation: Big Question 4 Songs *PFI ESV Songs 4, Tracks 3,4*
Extra Song: Inspector Graff's Rap: The ABC's of God PFI ESV Songs 4, Track 5

Big Question Bible Verse: 1 Kings 8:23 In Heaven Above Song *PFI ESV Songs 4, Track 6*
Extra Unit 4 Bible Verse: In Heaven Above 1 Kings 8:23, ESV (short version) PFI ESV Songs 4, Track 7
Extra Unit 4 Bible Verse: In Heaven Above or Earth Beneath 1 Kings 8:23, ESV (other version) PFI ESV Songs 4, Track 8
Extra Unit 4 Bible Verse: O, O LORD 1 Kings 8:23, ESV (other version) PFI ESV Songs 4, Track 9
Extra Unit 4 Bible Verse: I Am God Deuteronomy 32:3-4, HSCB, PFI ESV Songs 4, Track 10

DIGGING DEEP DOWN: Key Concept and Story (*introduce the Bible Truth and tell the related story*)

Bible Truth 2: The LORD Is the Only True God

Bible Truth Hymn: Holy, Holy, Holy, v.3 *PFI Songs 2, Track 14*

Bible Verse: Psalm 86:8-10

Bible Verse Song: Among the Gods *PFI Songs 2, Track 15*

Extra Bible Verse Song: O LORD of Hosts: Isaiah 37:17 PFI ESV Songs 4, Track 16

Lesson 1 Old Testament Story: The Case of the Heavenly Showdown *Exodus 3-12,15; Acts 9:17*

TAKING ACTION: Response Activities (*choose from among these activities*)

Snack and Discussion Planner: A Snack of Plagues

ACTS Prayer: Prayer Sheet

Bible Truth Review: Discussion Questions and Game: Beanbag Scramble

Bible Truth Hymn: Holy, Holy, Holy, v.3 *PFI Songs 2, Track 14*

Song, Sign Language and Song Game: Mimic Me!

PFI ESV Songs 4 BOOK or ONLINE

Bible Verse Review: Psalm 86:8-10 Discussion Sheet and Game: Who's Got the Penny?

Bible Verse Song: There Is None Like You: Psalm 86:8-10 *PFI Songs 2, Track 15*

Song, Sign Language and Song Game: Word Take Away

PFI ESV Songs 4 BOOK or ONLINE

Story Review: Discussion Questions and Game: Frisbee Toss n' Quiz

Case RePlay, Jr: Drama Activity for Youngest Children (children do same story actions together)

Case RePlay, Sr: Drama Activity for Most Children (children re-tell story with individual parts)

Craft: Frogs in Pharaoh's Bed

VIPP (Very Important Prayer Person) Prayer Time: Coloring Sheets (back of book) and Game: Ball Roll Review

TAKING IT HOME: Take Home Sheet for Review and Family Devotions

PFI Pronto: Bible Truth 2, Lesson 1 **PFI ESV Prontos 4 BOOK or ONLINE**

Our story is called:**The Case of the Heavenly Showdown.****As you listen to the story, see if you can figure out:**

1. Who was in the Heavenly Showdown?
2. Who won the showdown? What did the winner want to show the whole world?

This story is an Old Testament story. It takes place about 1400 years before Jesus lived on earth, in one of the greatest lands on earth—but I'm not going to tell you the name of it or any of the important people in the story until the very end.

Yes, this story takes place in what was a very Great Land in those long ago days. It had great buildings and houses. It had great temples where the people worshiped their idols. There was a great amount of sand, too, in this Great Land—a whole desertful. But, there was also a Great River that watered some of the land so the people could grow great crops of food.

As you might guess, there was a Great King who ruled over the Great Land. He thought he was so great that he even believed he was a god! Can you believe that?! He strolled around his great palace in his perfectly pleated, white linen kilt. He wore rich necklaces and bracelets of gold and jewels. He put colorful paint around his eyes and perfume on his body. On his head he wore not one but two, magnificent crowns placed on his perfect, black wig. And in his hand he proudly carried the king's scepter—a golden shepherd's crook.

"I am the Great King, the mighty ruler of my people," the Great King boasted. "I am blessed by our gods. Bes the snake god has protected my people and me from deadly snakebites; Hapi the god of the Great River was given us fresh water to drink and water our crops; Heqet, the frog goddess, has given life and children to me and my people; Ptah the god of creation parades freely in my land as bulls, the goddess Skehmet heals our sicknesses, Nut, the sky goddess, controls our skies; and Ra the sun god reigns gloriously above everything, bringing warmth and life to everything. I, myself, am a god. My people worship me and obey my every order. They delight to build great buildings in honor of me."

Yet while the Great King thought he and his gods

were so great, there was another god who didn't think so highly of him or his gods. It was the LORD, the one, true God. And this is the story of how He showed the Great King and the whole world who was really great and who wasn't.

Now the Great King made slaves out of the LORD's People and forced them to build his great buildings. The people were so unhappy and they cried out to the LORD for help; and He heard them.

The LORD spoke to an eighty-year-old man. "Old Man, go to the Great Land and speak to the Great King. Tell him to free My People. He has a stubborn, sinful heart. He won't listen to you, but don't you worry. I will use that stubborn heart to show him and the whole world that I am the one, true God, not him and his idols. My People will see how great I am and worship Me, too," the LORD told him.

The Old Man was scared. He knew how great the Great King was. He couldn't win against him! "Can't you send someone else?" the Old Man said to the LORD. "I'm just an Old Man. I don't even speak very well. I can't do what You want me to do!"

The LORD was angry with the Old Man. "I am the one, true God! This isn't about what you can do. It's about what I can do! Go to the Great King, Old Man, but take your brother to help you," He said.

The Old Man bowed low before the LORD. He knew the LORD was right. So even though he was still scared, he obeyed. Why? Because this Old Man didn't just worship the LORD with his words, he longed to please Him with his life.

Off the Old Man and His Brother traveled through

Story-telling Tips

Ahead of time:

1. Read the Bible verses and story. Pray!
2. Create story cue cards on index cards (or highlight text).
3. Practice telling story dramatically, timing your presentation. Shorten, if necessary to fit your allotted time.
4. Decorate area with story props that help bring your story alive.

During your presentation:

1. Maintain as much eye contact as possible as you tell the story. Point to/use props at important points in the story. Include the kids in your story with a few questions about what they think will happen or words/concepts that might be new to them.
2. Watch the kids for signs that their attention span has been reached. Shorten, if necessary.

the Great Land until at last they came to the splendid palace of the Great King.

“Great King, I have a message for you from the one, true God. He wants you to free His People to me so they can go worship Him,” the Old Man said.

The Great King and his magicians just laughed. “The one, true God...bah!!! The gods I know are Bes the Snake god, Hapi the Great River god, Ptah the Bull, Creator of things, Skehmet, Healer of Sickness, Nut the Sky Goddess, and Ra the Sun god. And, of course, there’s me. I don’t know your one, true God and won’t obey Him. I think the people are just being lazy. Now I will make them work even harder for me!” the King replied.

To make matters worse, now the LORD’s People were mad at the Old Man and His Brother. “Thanks to you, the King is angry with us and is working us even harder,” they grumbled.

But the LORD said, “Don’t worry, Old Man,” the LORD told him. I told you that the Great King had a sinful, stubborn heart. I am using it to show him, the whole world and My People that I am the one, true God. Go back to the Great King and I will tell you what to do.”

Back the Old Man and His Brother went to the Great King. “Great King, you refuse to free the LORD’s People or believe that He’s the one, true God. Now He will show you that He’s more powerful than you and your idols,” the Old Man said.

Then the LORD showed He was more powerful than each of the Great King’s idols. He turned the Old Man’s staff into a snake that swallowed up the snakes of the Great King’s magicians—He was more powerful than the Snake God, Bes. He turned the Great River into blood, making it undrinkable for the people of the Great Land and unusable for their crops—he was more powerful than Hapit the Great River god. He sent frogs that croaked and jumped into every home, even the Great King’s Palace—he was more powerful than Heqet, goddess of frogs; gnats and blood-sucking dog flies and then sickness that killed all the bulls and other animals—He was more powerful than Ptah the Bull, Creator of Things. He sent huge hailstones that killed the crops—He was more powerful than Nut the Sky Goddess. He sent boils (like big, painful blisters) on all the people and even the Great King—He was more

powerful than Skehmet, goddess of Healing. Then, He even sent darkness over all the Great King’s land that was so thick that you could feel it—He was more powerful than even the great Ra, the Sun god.

The magicians of the Great King weren’t laughing anymore. “Only the one, true God could do things like this, O Great King. He has overpowered all of our gods,” they told him. “You must let His People go or the Great Land and everything in it will be destroyed!” But still the Great King’s heart was stubborn and sinful.

Once more, the Old Man and His Brother went to the palace of the Great King. “Great King, the one, true God asks you again to free His People,” he said.

“No, I won’t! And don’t ask me again,” he ordered.

“Very well,” the Old Man said. “The LORD bring one last punishment upon your Great Land. Then you will free His People.”

At midnight that night, the terrible punishment came: all the firstborn males, in the Great Land of the Great King died—from the firstborn of the cattle and servants to son of the Great King, himself. Yet not one of the LORD’s People died.

Now the Great King had to face the truth: the Old Man’s god alone was God, not him or his idols.

Right there in the Middle of the night, the Great King called for his guards. “Guards, go get the Old Man and His Brother. Bring them to me now!” he ordered. When they had been brought to him he commanded them, “Get up! Leave us! Take the people and go worship this god of yours. You’ve made your point. Leave us....but before you go, ask the LORD, the one, true God, to bless me,” he pleaded.

The next day the LORD’s People left the Great Land, led by the Old Man and His Brother. They praised the LORD for His victory over the Great King and his gods. He really was the one, true God!

This was only the beginning of what the LORD would do for His People. He continued to rescue them from all their enemies and take care of all their needs in amazing ways, time and time again. And, just as the LORD had told the Old Man and His Brother, it wasn’t just His People, or the Great King, or the Great King’s people who would know there was no god like Him. People from many lands and for many years would

hear what the Only True God had done and they would know that He alone should be worshiped. ...that even includes you and me today!

one, true God.

Close in prayer.

Cracking the Case:

It's time to answer our Case Questions.

1. Who was in the Heavenly Showdown? Pharaoh, the gods of Egypt and the LORD.

2. Who won the showdown? What did the winner want to show the whole world? The LORD. He is the One, True God.

Something For You and Me

Our Bible Truth is:

The LORD Is the One, True God

Our Bible Verse is: Psalm 86:8-10

"There is none like you among the gods, O Lord, nor are there any works like yours. All the nations you have made shall come and worship before you, O Lord, and shall glorify your name. For you are great and do wondrous things; you alone are God."

These verses remind us that the LORD is the one, true God and worthy of all our worship and praise!

Did you figure out the real names of the people in our story? The Old Man and His Brother were Moses and his brother, Aaron. The Great King and His people were Pharaoh and the Egyptians. And this was the story of how the LORD—rescued His People—the Israelites—from slavery in the Great Land of Egypt, and showed that he was the one, true God.

Isn't it amazing to see how the LORD used even the hard, rebellious heart of Pharaoh to display to all that He is the Only True God? But did you know that is not the only way that the LORD uses stubborn, sinful hearts to show that He is the one, true God. The LORD also works in stubborn, sinful hearts, helping them repent of their sins and trust in Jesus as their Savior. He can work like this in our heart today!

Let's praise the LORD as the one, true God. Let's ask Him to help us confess our sins to Him and trust in Him to forgive us. Let's ask Him to fill us with His Holy Spirit and make our heart soft and worshipful so that through even us He might show the world that He truly is the

Closing ACTS Prayer

A God, we praise You for being the one, true God.

C God, we confess that we are sinners with stubborn, sinful hearts. We need Jesus to be our Savior!

T God, we thank You for being able to work in our hearts and change them.

S God, we ask that You would work in our hearts that we might turn away from our sins and trust in Jesus as our Savior. Help us to worship You and live for You. Make our lives help show others that You are the one, true God!

Special Words

LORD: The nickname of the one, true God. His real name is Yahweh, but the people of Israel thought His name too holy to say or even write, so they put the word LORD everywhere His real name is mentioned.

Pharaoh: The title of the king of Egypt.

Magician: Someone who represented the gods of Egypt and cast spells in their name.

Firstborn Male: The first boy (animal or child) born.

ACTS PRAYER ACTIVITY

Use this sheet to write down your ACTS Prayer

Instructions:

Use this sheet to help the children apply the Bible Truth into a prayer. You can use the ACTS provided or even better, have the kids think of their own applications. Also have the children add their personal requests to the prayer, too. Lead the children in the prayer or let them pray sections, with your help. Never force a child to pray! Non-readers can participate by you whispering a section of the prayer into their ear and allowing them to pray it aloud for the group.

ADORATION:

God, we praise You for being the only true God, worthy of all our worship.

God, we praise You for being.....

Add your own Adorations:

CONFESSION:

God, we confess that we are tempted to worship many other things than You--other gods, people, other things, even ourselves. Please forgive us! We need a Savior!

God, we have sinned against You....

Add your own Confessions:

THANKSGIVING:

Thank You, God for treating us with mercy, forgiveness and love when we turn away from the other things we are tempted to worship and worship You, instead. Thank You for being willing to work in our hearts and help us to worship You. Thank You for making Your glory also for our best good.

God, we thank You for...

Add your own Thanksgivings:

SUPPLICATION:

God, show us the wrong things we worship and help us turn away from them. Help us to love You most of all and live to honor You. Help us to trust in Jesus as our Savior.

God, we need Your help...

Add your own Supplication:

SNEAKY SNACK

Can you figure out how this snack ties in with our case?

Snack: A Snack of Plagues

Gummy worm “snakes”, raisin “flies and gnats”, donut hole “hailstones”, sugar-free chocolate pudding “darkness” are all possibilities.

This is only a suggestion. Feel free to modify. Be mindful of allergy issues among your children!

Case Tie-in: The LORD showed that He was the one, true God by defeating all of the fake gods of the Egyptians. He used different plagues to show that He was the one who really was in control of what each of the Egyptian gods were supposed to control.

SOUL FOOD

Food for thought during snack time

1. What does the snack have to do with the story?

Choose a few questions from the other activity discussion sheets to talk about during this snack time.

2.

3.

4.

5.

6.

7.

Directions: Read and discuss Bible Truth, using a FEW of the questions. Play game. Feel free to modify the game to fit your children.

The LORD Is the Only True God

To worship means to love, honor and testify to the worth of someone. It usually means that we choose it to be more important than anything else in our lives. Sometimes it is a god that people worship. Sometimes it is other people or things that they love. Sometimes, they really just worship themselves.

But God created people to worship Him. He is the only, true God. He is our Creator and our king. He deserves for us to worship Him. He deserves for us to choose loving and obeying Him over everything else in our lives.

Not only does God deserve our worship, but only when we worship Him, will we be truly happy and live life as it was meant to be. Seeking His glory is also for our best good!

Understanding the Bible Truth

1. What is worship?

To worship means to honor and live for something as the greatest, most important thing in your life.

2. What do people worship? *People worship gods, people, things or even themselves.*

3. How can people worship themselves?

They think mostly about themselves and what they want. They put themselves first before God and others.

3. Who did God create people to worship? *Himself.*

5. Why does God deserve our worship? *He is our Creator and our King.*

6. Why else should we worship God?

Only when we worship Him will we be truly happy and live life as it was meant to be.

7. For whose good and glory is it that we worship God? *Our good and His glory.*

Story Connection Questions

1. How does the case story point to the **Bible Truth: The LORD Is the Only True God**? How did Moses show that he worshiped the LORD as the Only True God?

He trusted the LORD in his heart; he was willing to obey Him even when it meant going to Pharaoh. He confessed the LORD with his mouth and believed that He would do what He said to Pharaoh. His lips, heart and life all were in worshipful obedience to the LORD.

2. Even though Pharaoh did not worship the LORD, how did he show that he knew that the Lord was the Only True God? *He let the Israelites go; He asked to have the LORD bless him.*

Bible Verse Connection Question

1. What does our Bible Truth have to do with our Bible Verse: **Psalm 86:8-10**: "There is none like you among the gods, O Lord, nor are there any works like yours. All the nations you have made shall come and worship before you, O Lord, and shall glorify your name. For you are great and do wondrous things; you alone are God!"?

This verse tells us that "among the gods there is none like you" and "you alone are God." They tell us that the LORD is the one, true God.

Life Application Questions

1. What are some things we can do to show we worship the LORD as the Only True God? *Spend time with God praying to Him and reading His Word. Obeying what God has told us to do.*

2. What is the best first step that God calls us each to take in worshipping the LORD as the Only True God with our hearts, minds and lives? *To turn away from our sins and trust in Jesus as our Savior.*

ACTS Questions

1. What is something we can praise God for because of this Bible Truth?

The LORD is the Only, True God.

2. What are sins we can confess to God because of this Bible Truth?

Confess that though the LORD is the only true God that we all choose to go things our own way instead of obeying Him and loving Him as He deserves. We need Jesus to save us!

3. What is something we can thank God for because of this Bible Truth?

Thank Him that the LORD has been so kind to us through Jesus. That though we choose to rebel against Him, that He is so merciful as to offer forgiveness of sins through Jesus.

4. What is something we can ask God for because of this Bible Truth?

We can ask that the LORD help us to worship Him alone. We can ask Him to work in our hearts to say no to sin and to trust Jesus as our Savior. And, to fill us with love for Him, the Only True God. We can ask Him to turn the hearts of others to worship and love Him, too.

The Gospel

1. The LORD is the only true God and all people have sinned against Him. They have hard hearts not choosing not to worship the LORD. They deserve God's eternal punishment, but God has shown mercy to people through His Son Jesus. What did He do? What is the gospel?

God is the good Creator and King of the world. He made people to worship Him and live by His good laws. But we are all sinners who've rebelled against Him. We all deserve death--God's just, eternal punishment for our sins. How terrible! But God has good news for us. In His great mercy, God sent His Son, Jesus to earth as a man to save sinners. He lived the perfect life that pleases God. (He's the only one who's ever done that!) He offered it up to God His Father as the perfect sacrifice for sins when He suffered and died on the cross. Then, on the third day, Jesus rose from the dead in victory. He had fully paid for the sins of God's people, so they wouldn't have to! Now all who turn away from their sins and trust in Jesus as their Savior will receive forgiveness of sins and eternal life with God. They will be His very own special people who will know Him and enjoy Him forever. We can be God's people, too, if we turn from our sins and trust in Jesus as our own Savior.

Game: Beanbag Scramble

Materials

Beanbags, enough for the all the children, minus 1
Drum, guitar or just your hands!
Tape
Small bowl or bag
Bible Truth Questions

Preparing the Game

1. Choose 20+ questions for your game from the Bible Truth Discussion Questions, or make up your own.
2. Write the Bible Truth questions on small thin strips of paper (or make a photocopy of the Bible Truth Discussion Questions and Simply cut them into strips) and put them in the bag/bowl.

Playing the Game

Beanbags are placed in a circle on the floor, with children forming a circle just outside the beanbags. Tell the children that you will beat a beat on the drum, strum a strum on the guitar, or clap your hands and they are to march to the beat. As the beat gets faster, they march faster. As it gets slower, they march slower, etc. Suddenly stop the music and the children scramble for the beanbags. The child who has no beanbag picks a question for the class to answer.

Game continues as number of questions, time, and attention span allow.

Optional TAKING IT TO OTHERS Activity: Quiz Questions

Have the children choose a few of the questions from the game to ask the parents/other children during TAKING IT TO OTHERS time. Help pre-readers by whispering the question in their ear and letting them ask it aloud to the parents/other children. Make sure you read the Bible verse aloud before you ask your questions.

Directions:

1. Write words to song in large print before class.
2. Play the song for the children, helping them follow along on the song sheet.
3. Discuss the song, using a few questions from the discussion sheet. *Don't use them all!*
4. Introduce sign language for key words of your choice from sign language sheet for your song. Use as few or as many as you think the children can learn.
5. Sing and sign the song. Sign language as well as large format lyrics and sheet music are found in the PFI Unit Songbook or online.
6. If desired, play the Song Game.

Optional TAKING IT TO OTHERS Activity: Presenting and Singing the Song

1. Sing and sign the song, encouraging the watching children/parents to join in.
2. Ask the class some of the questions listed below. The Bible Truth Connection Question is particularly good to help them understand how the song ties in with the Bible Truth.

Holy, Holy, Holy

Verse 3

Holy, holy, holy,
 Though the darkness hide Thee,
 Tho' the eye of sinful man
 Thy glory may not see;
 Only Thou art holy;
 There is none beside Thee,
 Perfect in pow'r,
 In love and purity.

Listen to it on PFI ESV Songs 4, Track 14

Understanding the Song

1. What does "holy" mean?

Holy means to be purely good, set apart from all that is evil.

2. Why does the song say holy three times in a row?

That it's a way of saying very, very, very holy.

3. Who is so very, very, very holy?

Only the LORD.

4. Who is the darkness hiding?

"Thee"; an old English word for you. The LORD is the "You" or "Thee"

5. What kind of darkness "hides" the LORD?

This is not darkness like night or a dark room. This is a spiritual darkness of sin and evil. This means that the LORD is so holy, so purely good that nothing evil cannot stand in His presence. We are all sinners and live in a world filled with many evil, sinful things. The darkness of this evil "hides" the glorious, perfectly holy LORD from us.

6. What is sin and what is the "eye of sinful man" not allowed to see?

Sin is rebellion against God, in our heart, our mind, our words or actions. All "men" (people) are sinful. In His mercy, God does not let sinful people see His glory right now. The Bible tells us that even God's glory is so holy that if they saw it they would be destroyed, as punishment for their sin. All who confess their sins and trust in Jesus have their sins forgiven. They will be able to see God's glory and live because Jesus has paid for their sins.

7. What does it mean that there are "none beside Thee"?

He is the only true God.

8. What is special about the LORD that shows He is the only true God?

He is perfect in holiness, power (all powerful), love and purity (completely without sin.)

Bible Truth Connection Question

1. How does this song relate to our Bible Truth: **The LORD Is the Only True God?**

"The LORD made us to worship Him as the only, true God; yet, our sinful rebellion against Him "darkens" our hearts so that we refuse to see and confess Him as the glorious God He is. Instead, we seek other things to worship in His place. Nonetheless, there is none like the LORD, who is perfect in power, love and purity. He is holy!"

Story Connection

1. How does this song relate to today's story? *Pharaoh and the people of Egypt worshiped many gods, but none of them were the Only True God. The LORD used mighty displays of His power to show them, the people of Israel, as well as the whole world, that He is the Only True God. There are no gods beside Him!*

Bible Verse Connection Question

1. What does this hymn have to do with our Bible Verse: **Bible Verse: Psalm 86:8-10:** "There is none like you among the gods, O Lord, nor are there any works like yours. All the nations you have made shall come and worship before you, O Lord, and shall glorify your name. For you are great and do wondrous things; you alone are God." *This hymn praises God for being the only holy God who is perfect in power, in love and purity. It says that there is no other god besides Him.*

Life Application Questions

1. How can our lives be affected by the message of this song?

We can praise God for being the Only True God, who is perfect in holiness, power, love and purity. We can ask Him to give us soft hearts that desire to love and obey Him. We can confess our sins to Him and trust in Him as our Savior, that we among His Very Own People who one day get to look upon Him in all His glory and live.

ACTS Questions

1. What is something we can praise God for from this hymn?

The LORD is the Only, True God. He is holy. There is no sin in Him at all. He is only good.

2. What are sins we can confess to God from this hymn?

We can confess that though the LORD is the only true God and that there is none beside Him, that we still have all chosen to do things our own way instead of obeying Him and loving Him as He deserves. We need a Savior!

3. What is something we can thank God for from this hymn?

We can thank God that there is no god beside Him. For what other god is so loving and good and holy? There is no other god to compete with Him and what He wants to do. We can trust every promise He has made. We can trust that He will truly save all who come to Him for forgiveness of sins, trusting in Jesus as their Savior.

4. What is something we can ask God for from this hymn?

We can ask that the LORD help us to worship Him alone. We can ask Him to work in our hearts to say no to sin and to trust in Jesus as our Savior. And, ask Him to work in us and help us to live holy lives that please Him.

Gospel Question

1. God is holy and we are not! We are sinful people who have rebelled against Him. We deserve His eternal punishment for this! What hope has the LORD given us? What has He done for sinful people like us? What is the gospel?

God is the good Creator and King of the world. He made people to worship Him and live by His good laws. But we are all sinners who've rebelled against Him. We all deserve death--God's just, eternal punishment for our sins. How terrible! But God has good news for us. In His great mercy, God sent His Son, Jesus to earth as a man to save sinners. He lived the perfect life that pleases God. (He's the only one who's ever done that!) He offered it up to God His Father as the perfect sacrifice for sins when He suffered and died on the cross. Then, on the third day, Jesus rose from the dead in victory. He had fully paid for the sins of God's people, so they wouldn't have to! Now all who turn away from their sins and trust in Jesus as their Savior will receive forgiveness of sins and eternal life with God. They will be His very own special people who will know Him and enjoy Him forever. We can be God's people, too, if we turn from our sins and trust in Jesus as our own Savior.

Song Game: Mimic Me!

Materials

Sign Language

Song

Preparing the Game

None.

Playing the Game

1. Practice the song and signs until the children know them well. Choose a person to be the leader and let them decide upon an action for everyone to do as they sing the song, such as jump on one foot, etc.
2. Sing the song while doing the chosen action.
3. Select another child to be the leader.
4. If desired, you can choose a different action for different important words in the song, such as jump on one foot when you sing the word "grace", but clap your hands when you sing the word "Jesus". Ask the children the meaning of each of the words before adding in their action.

Game continues as number of questions, time, and attention span allow.

choose a FEW questions for discussion, then choose the game and/or music activity

Meditation Version: Psalm 86:8-10

"There is none like you among the gods, O Lord, nor are there any works like yours. All the nations you have made shall come and worship before you, O Lord, and shall glorify your name. For you are great and do wondrous things; you alone are God."

Alternate Memory Version: Psalm 86:8, 10

"There is none like you among the gods, O Lord, nor are there any works like yours. For you are great and do wondrous things; you alone are God."

Understanding the Bible Verse

Who is not like the other gods?

The Lord.

2. How are the gods different from the Lord?

They are only created things, whether they are people or things. They were never meant to be worshiped. They are not all powerful, wise, loving, perfect, or any of the other things that the Lord is.

3. What are works and why can't the other gods' works never compare with the Lord's?

Works are things someone does. Other gods do not have works that can compare to the Lord's because they do not have the same powers He has—they are just creatures.

4. What will all the nations do before the Lord one day?

They will come and worship before Him, they will bring glory to His name.

5. What does it mean to "bring glory" to God's name?

It means to praise God for all the amazing things He is and has done.

6. When do we know that all nations will come and worship before Him?

At the end of time the Bible tells us that He will gather all the nations before Him and that every knee will bow and every tongue confess that Jesus is Lord.

7. What wondrous deeds of the Lord show that He alone is God?

Rescuing His people from Egypt, raising Jesus from the dead, changing the hearts of sinful men to love Him, etc.

Bible Truth Connection Question

1. What does this verse have to do with the **Bible Truth: The LORD Is the Only True God**? *This Bible verse tells us that there is no one like the LORD. If we compare anyone else's deeds to the LORD's, it is easy to see just how great He is. He alone is God and worthy of our worship.*

Story Connection Questions

1. How did the Lord show that He alone is God in today's story?

The Lord displayed His complete power over Pharaoh and all his gods who he thought were so mighty.

Life Application Questions

How is it encouraging for God's people to know that the Lord does great and marvelous deeds?

No matter how difficult a problem they have, they know that the Lord is able to help them.

2. How can we become God's people? *By turning away from our sins and trusting in Jesus as our Savior.*

3. How should we worship God? *With everything we do: with our minds, with our hearts, with our lips, with our lives.*

ACTS Questions

1. What is something we can praise God for from this Bible verse?

The LORD is the Only, True God. All the nations...all peoples of the earth will come and worship before Him.

2. What is something we can confess to God from this Bible verse? *That though the LORD is the only true God that we all choose to go things our own way instead of obeying Him and loving Him as He deserves. We need a Savior!*

3. What is something we can thank God for from this Bible Verse?

For His great, great deed in saving all who come to Him for forgiveness of sins, trusting in Jesus as their Savior. Oh, to get to be His dear, adopted children, forever! All at the cost of His Son, Jesus!

4. What is something we can ask God for from this Bible Verse?

We can ask that the LORD help us to worship Him alone. We can ask Him to work in our hearts to say no to sin and to trust Jesus as our Savior. And, to fill us with love for Him, the Only True God. We can ask Him to turn the hearts of others to worship and love Him, too. We can ask Him to give us eyes to see His great deeds each day and minds that remember to praise Him for them.

Gospel Question

1. What great deed did the LORD do for sinful people that can never be compared to the deeds of any other god? What is the gospel?

God is the good Creator and King of the world. He made people to worship Him and live by His good laws. But we are all sinners who've rebelled against Him. We all deserve death--God's just, eternal punishment for our sins. How terrible! But God has good news for us. In His great mercy, God sent His Son, Jesus to earth as a man to save sinners. He lived the perfect life that pleases God. (He's the only one who's ever done that!) He offered it up to God His Father as the perfect sacrifice for sins when He suffered and died on the cross. Then, on the third day, Jesus rose from the dead in victory. He had fully paid for the sins of God's people, so they wouldn't have to! Now all who turn away from their sins and trust in Jesus as their Savior will receive forgiveness of sins and eternal life with God. They will be His very own special people who will know Him and enjoy Him forever. We can be God's people, too, if we turn from our sins and trust in Jesus as our own Savior.

Game: Who's Got the Penny?

Materials

Verse written up in large print so that all can see
a Penny or other small object

Preparing the Game

None.

Learning the Verse

Some or all of your children may be non- or early readers. Teach the verse in sections, having them say it after you. Repeat a few times. Add clapping or other movement as they say it.

Directions

1. If desired, lead the children in a discussion of a **FEW** of the most important questions before beginning game.

2. Explain the game to them as follows:

Have the children spread out in a circle. Explain to them that you are the Penny Detective and you have come to find the missing penny. Have everyone say the verse together. Blindfold yourself, count to 10, while the children quietly and quickly pass the penny around the circle. At the count of 10, tell the child who has the penny to hold onto. Take off the blindfold and tell them that you have 2/3 guesses to guess who has the penny. If you guess correctly, then the child who has the penny says the verse, and you will stay the Penny Detective. If you did not guess correctly, then you have to say the verse and the person with the penny identifies himself and becomes the new Penny Detective. Everyone says the verse together, then repeat. (All players can have one other person help them say the verse, if desired.)

Game continues until all children get to be the Penny Detective, or as time and attention span allow.

Optional TAKING IT TO OTHERS Activity: Quiz Questions

Have the children choose a few of the questions from the game to ask the parents/other children during TAKING IT TO OTHERS time. Help pre-readers by whispering the question in their ear and letting them ask it aloud to the parents/other children. Make sure you read the Bible verse aloud before you ask your questions.

Directions:

1. Write words to song in large print before class.
2. Play the song for the children, helping them follow along on the song sheet.
3. Discuss the song, using a few questions from the discussion sheet. *Don't use them all!*
4. Introduce sign language for key words of your choice from sign language sheet for your song. Use as few or as many as you think the children can learn.
5. Sing and sign the song. Sign language as well as large format lyrics and sheet music are found in the PFI Unit Songbook or online.
6. If desired, play the Song Game.

Optional TAKING IT TO OTHERS Activity: Presenting and Singing the Song

1. Sing and sign the song, encouraging the watching children/parents to join in.
2. Ask the class some of the questions listed below. The Bible Truth Connection Question is particularly good to help them understand how the verse ties in with the Bible Truth.

Among the Gods: Psalm 86:8,10

Among the gods, there is none like you, O Lord;
 Nor are there works like yours.
 For you are great
 and do wondrous things, O Lord,
 You alone are God.
 Psalm Eighty-six, eight and ten.

Listen to it on PFI ESV Songs 4, Track 15

Song Game: Word Take Away

Materials

Sign Language Signs and Song
 White board and marker
 Eraser

Preparing the Game

1. Write the words to the song on a white board.

Playing the Game

1. After children have learned the song and signs well, then tell the children that you are going to leave out words from the song (that you've learned signs for) and just do the sign in its place.
2. Have the children help you choose a word to take out. Erase the word from the board. Review the sign the for erased word.
3. Sing the song, trying to remember to NOT sing the word and do only the sign.
4. Continue to take out words until all of the words (with signs) have been taken out.

Game continues as number of questions, time, and attention span allow.

STORY REVIEW

Directions: Read and discuss Bible Truth, using a FEW of the questions. Play game. Feel free to modify the game to fit your children.

General Story Questions

1. What was so great about the Great Land of Pharaoh? *Massive temples for the Great Land's many gods; rich villas for the Great Land's rich people to live in; the Great Palace for the Great King of the Great Land to rule from; watered the lands making it green, lush, and well...great.*
2. Who did Pharaoh think he was besides a great king? *A god.*
3. How did Pharaoh dress? *White linen kilt with pleats, black wig with perfume, two crowns, gold and jewels.*
4. Why did the LORD want Moses and Aaron to go to Egypt? *To be His messengers to Pharaoh of His words and mighty deeds and lead the Israelites out of slavery in Egypt.*
5. Why did Pharaoh say he wouldn't obey the LORD's command?
He hadn't heard of Him and did not think He was a god to worry about.
6. What punishment did Pharaoh give the Israelites after Moses visited him the first time?
Made them work harder to make their bricks.
7. What did the Israelites think about Moses and Aaron? *They were mad when Pharaoh ordered them to work harder, but they were happy with them when at last they were freed from slavery.*
8. What did the LORD tell Moses He would use Pharaoh's hard heart to do?
To show him and his people, the Israelites, and even all peoples that He was the Only True God.
9. Who did the LORD's snake show He was more powerful than? *Bes the Snake God*
10. Who did the Nile turned to blood show the LORD was more powerful than? *Hagit, the Nile God*
11. Who did the frogs show the LORD more powerful than?
Heqet, the Frog Goddess
12. Who did the flies, gnats, and cattle dying show the LORD was more powerful than? *Ptah, the Creator.*
13. Who did the boils show the LORD was more powerful than? *Skelmet, Goddess of Healing*
14. Who did the darkness show the LORD more powerful than? *Ra, the Sun God*
15. Who did the hail show the LORD more powerful than? *Nut, the Sky Goddess*
16. After what plague did Pharaoh finally give in to the LORD? *The death of the firstborn males.*
17. How did Pharaoh show that he finally admitted that the LORD was the only, true God?
He released the Israelites AND he asked for the LORD to bless him.
18. What kind of heart is the best kind to display to the world that the LORD is the only, true God?
One that is humble and worshipfully obedient to the LORD.
19. Pharaoh was the most powerful king in the world, but he was nothing compared to the LORD. Why?
Because any man—even the greatest man—is just a creature made by God and kept alive by God. The LORD is the one, true God. No one ever made Him or keeps Him alive. No one is like Him.

Bible Truth Connection Questions

1. What does this story have to do with our **Bible Truth: The LORD Is the Only True God**? *In this story the LORD used Pharaoh's hard heart and the idols his people worshiped to show the world that He is the Only True God.*

Bible Verse Connection Question

1. What does the story have to do with our **Bible Verse: Psalm 86:8-10**: "There is none like you among the gods, O Lord, nor are there any works like yours. All the nations you have made shall come and worship before you, O Lord, and shall glorify your name. For you are great and do wondrous things; you alone are God."?
How did the LORD show that among the gods there is none like Him? What deeds did He do that couldn't be compared to the idols of the Egyptians?
With each plague, the LORD showed that the very thing the Egyptian god was supposed to rule over, He actually controlled. Everything from the blood in the Nile to the death of the firstborn children showed that no god can do anything like Him.

Life Application Questions

1. Why does the LORD want the world to know that He is the only, true God?

So they might know Him and worshipfully obey Him with all their lives, as He always created them to. This is for their good and His glory.

2. What is the best first step God calls us each to take in knowing Him and worshipfully obeying Him? To turn away from our sins and trusting in Jesus as our Savior.

ACTS Questions

1. What is something we can praise God for being that we learned in our story?

Praise God for being the one, true God.

2. What is something we can confess as sin that we learned in our story? Confess that we rebel against God, even though He is the one, true God. We like to do things our own way. We need a Savior!

3. What is something we can thank God for that we learned in our story? We can thank God for being in control of the world and never turning from doing His perfect will. Thank Him for using His great power as the one, true God to rescue His people.

4. What is something we can ask God for that we learned in our story? We can ask God to help us trust Him, knowing that He is the only, true God. We can ask Him to work in our hearts and take joy in what He is doing, even when it involves hard things that are far too difficult for us to do on our own, like it did with the people of Israel. We can ask Him to show His greatness through our weakness, just like He did with them. We can ask Him to work in our hearts that we would turn away from our sins and trust in Jesus as our Savior.

The Gospel

1. All people are not unlike Pharaoh—they have hard hearts that choose not to worship the One, True God. But God is so rich in mercy that He offers forgiveness and salvation, though none deserve it. Can you tell me the good news of Jesus?

God is the good Creator and King of the world. He made people to worship Him and live by His good laws. But we are all sinners who've rebelled against Him. We all deserve death--God's just, eternal punishment for our sins. How terrible! But God has good news for us. In His great mercy, God sent His Son, Jesus to earth as a man to save sinners. He lived the perfect life that pleases God. (He's the only one who's ever done that!) He offered it up to God His Father as the perfect sacrifice for sins when He suffered and died on the cross. Then, on the third day, Jesus rose from the dead in victory. He had fully paid for the sins of God's people, so they wouldn't have to! Now all who turn away from their sins and trust in Jesus as their Savior will receive forgiveness of sins and eternal life with God. They will be His very own special people who will know Him and enjoy Him forever. We can be God's people, too, if we turn from our sins and trust in Jesus as our own Savior.

Game: Frisbee Toss and Quiz

Materials

Frisbee
Paper and Marker
Masking Tape
Story Review Questions

Preparing the Game

1. Choose 20+ questions for your game from the Story Review Discussion Questions, or make up your own.
2. Tape sections on the floor and designate each with a point value that you write on a piece of paper and tape to each section. Make the higher point sections smaller and more difficult to hit; the lower point sections easier. You may even decide to make a target shape.

Playing the Game

Divide the children into teams. Teams will take turn having one of their members toss the Frisbee into the sectioned areas. A correct answer to a question wins the designated points for the team. If the person is unable to answer the question correctly, the other team can try to answer it for a point.

Game continues until all children get to toss the Frisbee, or as number of questions, time, and attention span allow.

Non-competitive Option

Don't split into teams. Set a target point number for the group, telling them that together they are going to see how many turns it takes to reach the target number. Have the children take turns tossing the Frisbee. Tally number of turns on a piece of paper. When the target number has been reached, start over and try to reach the target number in fewer turns.

Optional TAKING IT TO OTHERS Activity: Quiz Questions

Have the children choose a few of the questions from the game to ask the parents/other children during TAKING IT TO OTHERS time. Help pre-readers by whispering the question in their ear and letting them ask it aloud to the parents/other children.

CASE REPLAY ACTIVITIES

Use this guide to review the Case Story and act it out for others to enjoy!

CASE REPLAY, JR: YOUNGEST CHILDREN

Description: The children will act out the story together, everyone doing the same action/sound effect at the same time. This activity is most suitable for kindergarteners.

Materials

The Case RePlay, Jr. script for younger children

Preparation

1. Read through the script and write in the blanks along the side possible actions/sound effects the children could do to act it out.

Instructions

1. Tell the children that they will be re-enacting the story together as you tell it.
2. As you read the script, lead the children in actions/sound effects to do with you.
3. If desired, you can read the script and stop at certain sentences and ask them what a good action/sound effect would be to act out what you just read.
4. Repeat the re-enactment one or two times more.

CASE REPLAY, SR: OLDER CHILDREN

Description: The children act out the story as a three-scene play. You will narrate it using the Case RePlay, Sr. script and they will act it out (no spoken words, for the most part), with each child assuming a different character's role. This activity is most suitable for first grade and up. You will review the story, then practice it a few times before performing it for others.

Materials

The Case RePlay, Sr. script
White board or other large format paper
Costumes and props

Preparation

1. Prepare for the play by choosing costumes and props for each character in the story. Decorate the area with any scenery props.
2. Write the words "Beginning," "Middle," "End" on a large piece of paper/whiteboard with plenty of space under each heading. You will use this paper to help the children think about the story as a three-scene play, as it is presented in the script.

Instructions

1. Tell the children that they will get to act out the story as a three-scene play, with a beginning, Middle and end section. Tell them that before they can act it out, they need to think it out. as you narrate it with your script.
2. Take the children's answers as they recount the story, helping them put key incidents in the right order.
3. If desired, when they have filled in their Beginning, Middle, End, read through your whole (real) script, so they hear exactly what you will have them act out.
4. Then tell the children that it's time to practice acting out the story.
5. Assign parts to each child. If you are using costumes, do NOT give them out at this point. They will be a distraction.
6. Have all the children sit on the floor or in chairs on one side of the "stage," then call the characters up in place as their part in the story comes.
7. As you read the script, guide the children in where you want them to move or do to act it out.
8. After going through the whole script once, give out any costumes and props and act out the script once or twice more.

Optional TAKING IT TO OTHERS Activity: Re-enacting the Story

Read the script as the children act out together (younger) or assuming different roles (older) as the other children or the parents watch.

CASE REPLAY, JR--YOUNGER KIDS (KINDERGARTEN) P.2

Welcome to our play! The name of our story is called: The Case of the Heavenly Showdown.

Our story takes in Egypt. It's an Old Testament story that took place about 1400 years before Jesus lived on earth.

And now we present: "The Case of the Heavenly Showdown."

Actions:

Scene 1:

Egypt was a rich city with many fine things, including beautiful temples built to honor its many gods. Pharaoh was king over Egypt. He thought so much of himself that he even thought he was a god. He built many beautiful buildings to honor himself and forced the Israelites to be his slaves and build them. They cried out to the LORD to help them and He did. He would rescue them and at the same time, show Pharaoh and the whole world, that He was the only, true God. The LORD told Moses and Aaron to go to Pharaoh and tell him to let the Israelites go. Moses was scared to do this, but he obeyed. He and Aaron went to Pharaoh in his throne room and gave him the LORD's message. Pharaoh refused and his magicians laughed. They had never heard of the LORD and wouldn't obey Him. Pharaoh promised to make the Israelites work harder now as a punishment for their laziness. The Israelites were angry with Moses and Aaron because of what had happened, but the LORD told Moses not to worry. He would use Pharaoh's hard heart to show the whole world that He was the only, true God.

Scene 2:

Moses went back to Pharaoh and told him again to free the Israelites, but Pharaoh still refused. The LORD sent plagues to show that He was more powerful than each of the gods of the Pharaoh. A snake that over-powered the magicians' snake (Bes, the Snake God); water in the Nile turned into water (Hapit, god of the Great River); frogs everywhere (Heqet, goddess of frogs); gnats and blood-sucking dog flies; death to the bulls and livestock (Ptah the Bull, Creator); boils all over everyone (Skehmet, goddess of Healing); hail (Nut, Sky Goddess); thick darkness over the earth (Ra, the Sun God)

Scene 3

The magicians urged Pharaoh to free the Israelites, but he still refused. Moses told him that one more punishment would come and then Pharaoh would release the people. During the night, the firstborn males of animals and people all died--even Pharaoh's firstborn son. Pharaoh sent for the Moses. He agreed to release the Israelites and asked for the LORD to bless him. At last Pharaoh and all of Egypt knew that the LORD really was the only, true God.

Bible Truth Tie-In:

The Bible Truth we are learning is: **The LORD Is the Only True God.** The LORD used Pharaoh's hard heart to show him, his people and even people all around the world that He was the only, true God.

CASE REPLAY, SR--OLDER KIDS (1ST GRADE AND UP) P.3

Welcome to our play! The name of our story is called: The Case of the Heavenly Showdown.

Our story takes in Egypt. It's an Old Testament story that took place about 1400 years before Jesus lived on earth.

The characters in our story are: Moses, Aaron, the Israelites, Pharaoh, the Egyptians, Pharaoh's magicians, the LORD, the firstborn males of Egypt.

And now we present: "The Case of the Heavenly Showdown."

Scene 1: (Beginning)

Egypt was a rich city with many fine things, including beautiful temples built to honor its many gods. Pharaoh was king over Egypt. He thought so much of himself that he even thought he was a god. He built many beautiful buildings to honor himself and forced the Israelites to be his slaves and build them. They cried out to the LORD to help them and He did. He would rescue them and at the same time, show Pharaoh and the whole world, that He was the only, true God. The LORD told Moses and Aaron to go to Pharaoh and tell him to let the Israelites go. Moses was scared to do this, but he obeyed. He and Aaron went to Pharaoh in his throne room and gave him the LORD's message. Pharaoh refused and his magicians laughed. They had never heard of the LORD and wouldn't obey Him. Pharaoh promised to make the Israelites work harder now as a punishment for their laziness. The Israelites were angry with Moses and Aaron because of what had happened, but the LORD told Moses not to worry. He would use Pharaoh's hard heart to show the whole world that He was the only, true God.

Scene 2: (Middle)

Moses went back to Pharaoh and told him again to free the Israelites, but Pharaoh still refused. The LORD sent plagues to show that He was more powerful than each of the gods of the Pharaoh. A snake that over-powered the magicians' snake (Bes, the Snake God); water in the Nile turned into blood (Hapi, god of the Great River); frogs everywhere (Heqet, goddess of frogs); gnats and blood-sucking dog flies; death to the bulls and livestock (Ptah the Bull, Creator); boils all over everyone (Skehmet, goddess of Healing); hail (Nut, Sky Goddess); thick darkness over the earth (Ra, the Sun God)

Scene 3: (End)

The magicians urged Pharaoh to free the Israelites, but he still refused. Moses told him that one more punishment would come and then Pharaoh would release the people. During the night, the firstborn males of animals and people all died--even Pharaoh's firstborn son. Pharaoh sent for the Moses. He agreed to release the Israelites and asked for the LORD to bless him. At last Pharaoh and all of Egypt knew that the LORD really was the only, true God.

Bible Truth Tie-In:

The Bible Truth we are learning is: **The LORD Is the Only True God.** The LORD used Pharaoh's hard heart to show him, his people and even people all around the world that He was the only, true God.

Frogs in Pharaoh's Bed

Description

Children will make paper/Wonder-foam frogs that leap out of Pharaoh's poster board bed when the covers are pulled back.

Materials

White paper

Green Wonder-foam (or white card stock paper)

Jiggly Eyes

Markers

Pencils

8"x11" piece of white poster board per child

1 green Chenille pipe cleaner per every 2 frogs, at least 2 pipe cleaners per child

Tape

Glue sticks

Hot gun and glue

Preparing the Craft

Make a copy of Template #1 out of white paper, one per child.

Make copies of Template #2 on white card stock, one per child. Cut out.

OR Use outline of one of the Template #2 frogs, to cut 4 out of green Wonder-foam.

3. Cut Template #3 from poster board, one per child.

4. Fold Template #3 along fold line. This will make the bed covers that cover over Pharaoh and the frogs.

5. Cut pipe cleaners in half.

Making the Craft

1. Show the sample of the craft you have made.

2. Have children color in Pharaoh, then glue him down in the poster board bed above the fold.

3. Children can fold the bed sheets over Pharaoh and color them in. They can also color the underneath side where Pharaoh is lying.

3. Have children decorate their paper or Wonder-foam frogs; add jiggly eyes.

4. Wrap a piece of pipe cleaner tightly around a pencil, forming a coil. Using tape or hot glue, attach one end of coil to each frog.

5. Poke a hole in Pharaoh's bed for each frog, as indicated on Template #1. Stick the other end of the coil through a hole, twisting the end on the back side of the bed to secure. If desired, use the hot glue to secure the coil more firmly.

6. Push the frogs down on top of their coils, then cover up them and Pharaoh with the bed sheets by folding it down over them. When you take off the bed sheets, the frogs will spring up and out on their coils.

Making a Bible Truth Connection

Once the children have settled into their craft, use the Bible Truth- Craft Connection Sheet to lead discussion about the craft. Note that most of these questions echo the questions on the case board, providing a review of what the children learned earlier.

Optional TAKING IT TO OTHERS Activity: Craft Presentation

If you are presenting the craft to other children or parents the children can hold up their crafts (or your model craft) and read their Bible Truth Connection answers to explain the importance of the craft.

CASE CRAFT**Discussion Guide****Instructions:**

As the children are settled into making their craft, ask them these questions to help them understand the craft's significance. Use the answers provided to guide the children's answers.

Discussion Questions

1. Who was the Great King and where did he live?
Pharaoh. He lived in Egypt.

2. Who did the Egyptians worship as gods? *They had many gods and even worshiped Pharaoh.*

3. Why did the LORD send so many plagues? What did they show the Egyptians (and the whole world)?
That the LORD was mightier than all their gods. He was the one, true god.

4. What is the Bible Truth that we are learning?
The LORD Is the Only True God.

5. What does our craft have to do with our Bible Truth: The LORD Is the Only True God?
The Egyptians worshiped many gods, who were each supposed to control different parts of nature. But the LORD sent plagues that showed He was the true God over all of creation. He alone should be worshiped.

6. What can this craft help us remember?
There may be many gods or things that people worship in this world, but the LORD is the only true God who alone should be worshiped.

TAKING IT TO OTHERS**Craft Presentation****Instructions:**

Have children hold up your model craft/their crafts. Choose five children (or you say) the five sections below to explain the craft's importance.

Presentation:

1. Our craft is Frogs in Pharaoh's Bed.


2. In Egypt, the LORD sent many plagues upon the Egyptians. There were even frogs in Pharaoh's bed, so that they would see that He, the LORD, was one, true God, not the idols they worshiped.

3. Bible Truth 2 is: How Can I Know What God Is Like? He Shows Me What He's Like...He Gave Me a Heart to Know and Love Him.

4. The Egyptians worshiped many gods, who were each supposed to control different parts of nature. But the LORD sent plagues that showed He was the true God over all of creation. He alone should be worshiped.

5. Our craft can help us remember that there may be many gods or things that people worship in this world, but the LORD is the only true God who alone should be worshiped.

Note: Even non-readers can participate in presenting the craft, if you will whisper what they are to say in their ear and let them say it aloud for the others to hear.




Pharaoh Template #1

**Glue onto
posterboard
and fold up here**







**Pharaoh's Bed
Template #3**

BEFORE CLASS:**1. PICK YOUR PERSON**

VIPPs can be anyone in your church! Typically, they fall into 6 categories: Church staff, Elders, Deacons/deaconesses, Special Volunteers (people who aren't paid, but spend a lot of time helping out in particular ways), Supported Workers (aka missionaries), and Church Members.

2. GATHER YOUR FACTS

Use the VIPP Information Sheet to write down the facts about your VIPP. The information on this worksheet is used in the VIPP activities, listed in the "Choose an Activity" section below.

DURING THE ACTIVITY:**1. INTRODUCE YOUR VIPP**

Introduce your VIPP to the children, using the VIPP Information Sheet. Fill in a set of VIPP Clue Cards with the information for your VIPP. If desired, you can even have the actual person come into class for the children to meet.

Need help describing what someone does for the church in a kid-friendly way? Check out the list of common VIPPs on the Praise Factory website in the PFI resources. There are lots of kid-friendly descriptions for common VIPP's, such as pastors, elders, deacons and a lot more.

2. PRAY!

Lead the children in praying for the VIPP. Ask the children if they would like to pray for one of the VIPPs prayer requests. Even non-readers can pray for the VIPP if you whisper the prayer request in the their ear, then let them say it aloud. Never force a child to pray!

3. CHOOSE AN ACTIVITY

There are two activities you can use to help the children learn about the VIPP:

VIPP Clue Cards: These are nine coloring sheets in which children fill in the nine things they learn about the VIPP from the VIPP Information Sheet. Photocopy a set of each child. Use as few or as many of these Clue Cards as you desire.

VIPP Game: This is a game that uses a set of Clue Cards for one or two VIPPs.

Choose a VIPP and fill in his/her information on the VIPP Information Sheet. Fill in a set of VIPP Clue Cards with the information for your VIPP. Tell the children about the VIPP, having them fill in the VIPP Clue Cards with the key facts as they learn them. Write any words the children need to write on a white-board or other piece of paper so they can see how to spell them. Help younger children write these words on their clue cards. Ideas for how to tell the children about many common VIPPs are listed at praisefactory.org with the resources for this Bible Truth.

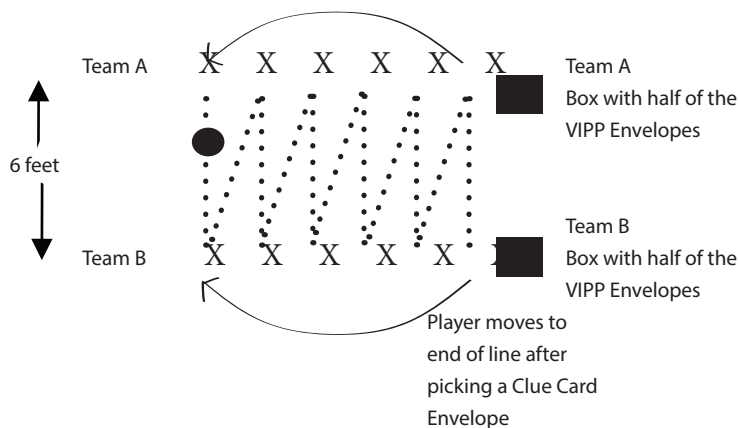
Optional TAKING IT TO OTHERS Activity: Introduce and Pray for the VIPP

If you are presenting the VIPP to other children or parents you can assign children to hold up the 10 clue cards and say what each card tells about the VIPP. (Or, you can have the children hold them up as you tell what each one means.) Then lead the children in praying for the VIPP.

Game: Ball Roll Review

Materials

Information Sheet for one VIPP
 2 Set of Clue Cards
 Ball
 8 8.5" x 11" Manilla Envelopes
 Tape
 Pen and Markers
 2 Boxes



Preparing the Game

1. Fill in one set of clue sheets for the VIPP you are using.
2. Tape the other (blank) set of Clue Cards to the outside of the manilla envelopes.
3. Put the filled-in clue cards in the corresponding envelope.
4. Put half the Clue Card Envelopes in one box and the other half in the other box. These are the Team A and Team B Boxes.

Playing the Game

Reveal: Tell the children about the VIPP, showing them your filled-in clue cards as you tell about them.

Review: Have the children break into two even groups and sit down on the floor facing each other, with about a 6' spread between the 2 lines (see diagram above). For Round 1, Give the ball to the first child in Team A and have them roll it across to the child on Team B directly across from them. Then, that Team B child rolls it back across to the next child on Team A, etc. all the way down the line to the last child on Team B. The last child to get the ball will then pick a Clue Card envelope out of their team's box. They (or the teacher) will tell the group and the Clue Card category by looking at the picture of the Clue Card on the outside of the envelope. Have the children try to remember the VIPP's answer to the category. If the class gets it right, the category is "retired". If they get it wrong, then it gets put back in the pile of category envelopes. The child who picked the Clue Card, then takes their place at the other end of the line. They begin Round 2 by rolling the ball to the first person on Team A, etc. This time, the ball will end up with the last child in the Team A line. ending with the last child in the other line, who gets up and chooses a clue from their Clue Card box. Continue until all the clues have been chosen/answered correctly.

VIPP INFORMATION SHEET

VIPP NAME:

WHAT VIPP LOOKS LIKE

Man or Woman? _____

Hair color? _____

Eye color? _____

FAVORITE ANIMAL

FAVORITE FOOD

FAVORITE FREE TIME ACTIVITY

WHAT VIPP DOES DURING WEEK

VIPP GROUP OF SERVICE:

Church Member

Deacon

Elder

Church Staff

Special Volunteer

Supported Worker
(Missionary)

3 WAYS VIPP SERVES CHURCH

3 WAYS TO PRAY FOR THE VIPP

BIBLE TRUTH 2, LESSON 2: PLANNER/OVERVIEW

GETTING STARTED: Welcome and Opening Songs (*introduce unit and get kids moving with these songs*)

Welcome to Praise Factory: PFI: Praise Factory Investigators Theme Song *PFI ESV Songs 4, Track 1*

Rules to Help Us Worship God and Love One Another: WoGoLOA Classroom Rules Song
PFI ESV Songs 4, Track 2

Big Question Under Investigation: Big Question 4 Songs *PFI ESV Songs 4, Tracks 3,4*
Extra Song: Inspector Graff's Rap: The ABC's of God PFI ESV Songs 4, Track 5

Big Question Bible Verse: 1 Kings 8:23 In Heaven Above Song *PFI ESV Songs 4, Track 6*
Extra Unit 4 Bible Verse: In Heaven Above 1 Kings 8:23, ESV (short version) PFI ESV Songs 4, Track 7
Extra Unit 4 Bible Verse: In Heaven Above or Earth Beneath 1 Kings 8:23, ESV (other version) PFI ESV Songs 4, Track 8
Extra Unit 4 Bible Verse: O, O LORD 1 Kings 8:23, ESV (other version) PFI ESV Songs 4, Track 9
Extra Unit 4 Bible Verse: I Am God Deuteronomy 32:3-4, HSCB, PFI ESV Songs 4, Track 10

DIGGING DEEP DOWN: Key Concept and Story (*introduce the Bible Truth and tell the related story*)

Bible Truth 2: The LORD Is the Only True God

Bible Truth Hymn: Holy, Holy, Holy, v.3 *PFI Songs 2, Track 14*

Bible Verse: Psalm 86:8-10

Bible Verse Song: Among the Gods *PFI Songs 2, Track 15*

Extra Bible Verse Song: O LORD of Hosts: Isaiah 37:17 PFI ESV Songs 4, Track 16

Lesson 2 Story of the Saints: The Case of the Curious Children

TAKING ACTION: Response Activities (*choose from among these activities*)

Snack and Discussion Planner: Two Faces and Nigerian Food

ACTS Prayer: Prayer Sheet

Bible Truth Review: Discussion Questions and Game: Storks

Bible Truth Hymn: Holy, Holy, Holy, v.3 *PFI ESV Songs 4, Track 14*

Song, Sign Language and Song Game: Big Voice, Little Voice

PFI ESV Songs 4 BOOK or ONLINE

Bible Verse Review: Psalm 86:8-10 Discussion Sheet and Game: Puzzling Wall Ball

Bible Verse Song: There Is None Like You: Psalm 86:8-10 *PFI ESV Songs 4, Track 15*

Song, Sign Language and Song Game: Sign It, Say It, What Does It Mean?

PFI ESV Songs 4 BOOK or ONLINE

Story Review: Discussion Questions and Game: Give These to Farmer Brown

Case RePlay, Jr: Drama Activity for Youngest Children (children do same story actions together)

Case RePlay, Sr: Drama Activity for Most Children (children re-tell story with individual parts)

Craft: The Church Hut

VIPP (Very Important Prayer Person) Prayer Time: Coloring Sheets (back of book) Game: Over, Under and Throw

TAKING IT HOME: Take Home Sheet for Review and Family Devotions

PFI Pronto: Bible Truth 2, Lesson 2 **PFI ESV Prontos 4 BOOK or ONLINE**

The Case of the Curious Children

Our story is called:

The Case of the Curious Children.

As you listen to the story, see if you can figure out:

1. Who were the Curious Children? Who did they want to meet?
2. Who else did they meet? How was he different from Shango?

This story doesn't take place in Bible times. It takes place in Nigeria, Africa, in the 1940's.

It was sunrise and the villagers had begun to stir inside their huts. Today was the biggest day of the year and there was much to do! It was the Day of Shango's Visit to the Yoruba people. Shango was their mighty god of Thunder and Lightning, who they believed lived high up in the sky. From there, he watched all things, they were told. There were many gods the Yoruba worshiped, but Shango was the one they paid closest attention to. He demanded their worship and obedience and could get very upset, very quickly, if he did not get it. The Yoruba believed he had special ways of knowing things and hurled down lightning "stones" to punish people. If a lightning "stone" struck someone's house, Shango's priests would come and take everything from the house they wanted as part of Shango's punishment.

The Yoruba feared Shango and did whatever they thought would make him happy. This was especially true on the Day of Shango's Visit, when Shango came to visit the Yoruba in the form of one of his faithful priests, the Yoruba believed. He visited every village, receiving the people's praise and sacrifices...and punishing anyone who didn't worship him as they should.

All the Yoruba waited with fear and excitement to see Shango that day, but perhaps no one more than a four-year-boy named Adeoti. Now before we go on with our story. I want to tell you something about Shango that Adeoti and many of the Yoruba people didn't know. Shango was just a fake! Far from the mighty god of Thunder and Lightning they believed him to be, Shango was really just one of the priests dressed up in what looked like a scary Halloween costume. And the great Day of Shango's Visit that Adeoti and the others were waiting for? Why, it was just a chance for that priest to scare the people into doing what they wanted

adapted from Wedding Drums and Other Stories by Nigerian Missionaries them to do...and to take some of their things! So, don't be scared as you listen to the story of Shango. You know the truth: Shango is a big, ole fake! Ok, now let's go back to the story and hear what happened with Adeoti and the others on the Day of Shango's Visit.

When the men began to beat the village drums and the women began their fast-stepping worship dances in the market square, Adeoti knew it was almost time to see Shango. Faster and faster beat the drums, faster and faster twirled the dancers. Then, just when it seemed that they could not beat harder nor twirl faster, Shango appeared! What a sight he was! Shango did not have a shaved head like the Yoruba men. He had long black hair braided closely to his head. He stood proudly in front of them, bare-chested and with his face covered with a white powder. He looked scary! Priests came forward with sacrifices to honor Shango and the people chanted, "Great Shango, You take in your hand your fiery stones of lightning, to punish the guilty. We worship you!"

But words weren't enough for Shango. He wanted true worship and obedience. So this man, dressed up like Shango, punished anyone he thought didn't honor him as he deserved. Adeoti bowed low to the ground before Shango. He wanted to make sure Shango knew that he worshiped him.

Some time after the Day of Shango's Visit, news reached Adeoti's ears of another curious visitor who had come to the land of the Yoruba. He had a white face, too, but it wasn't powder like Shango's had been--it was white skin! And, while the white man didn't say he was a god, he did say that he had come to them to give them a special message from God.

Story-telling Tips

Ahead of time:

1. Read the Bible verses and story. Pray!
2. Create story cue cards on index cards (or highlight text).
3. Practice telling story dramatically, timing your presentation. Shorten, if necessary to fit your allotted time.
4. Decorate area with story props that help bring your story alive.

During your presentation:

1. Maintain as much eye contact as possible as you tell the story. Point to/use props at important points in the story. Include the kids in your story with a few questions about what they think will happen or words/concepts that might be new to them.
2. Watch the kids for signs that their attention span has been reached. Shorten, if necessary.

Now if you live in a country where there are people of many different skin colors and nationalities, it may seem strange to hear of someone who has never seen people with white skin. But this story took place long ago and Adeoti's village was in a far away part of Nigeria where everyone had dark skin and few visitors came. That's why Adeoti was so curious about seeing white skin.

"I wonder if he is scary-looking like Shango?" Adeoti thought, longing to see what this visitor looked like. One day when his family had gone to market to sell their goods, he finally got his chance, for there in the market square was the white man! Adeoti stared at him in curiosity and wonder. "No, he doesn't look anything like Shango. He has a kind, loving face," Adeoti thought. "I wonder what he's like? I wonder if his god is like Shango? I wish I could talk with that man and hear about his god's special messages."

Adeoti's parents noticed how curious he was and warned him, "Don't have anything to do with that white man or the god he talks about. You know how Shango is. He is quick to punish anyone who doesn't worship and obey him. Do you want him to get angry and hurl a lightning stone at us?" they said. Adeoti remembered Shango's terrible face. He had seen what the priests did to families when Shango hurled a lightning stone at their hut. He knew his parents were right. It would be better to keep away from the white man and the God he told about. Yet deep down inside, he longed to know more.

Adeoti's older sister, Oke Oreokin, was as curious about this visitor as Adeoti. She found out everything she could about him and told Adeoti in the evenings. "Adeoti, guess what I saw today," she told him one evening with a gleam in her eyes. "I saw the visitor Babaegbe's wife and little baby as they went to the House of their God (the church building)," Oke Oreokin told him. "Oh, Adeoti, you've just got to see them! Tomorrow is their Ojoisimi (Day of Rest). They will be at the House of their God, she said. "We'll visit grandmother, then sneak over and see them there."

The next morning, Adeoti and his sister went to see their grandmother, then joined the other people gathering at the mud-walled, grass-thatched church.

This was not at all what Adeoti had planned! He had wanted to see the white people and go. Now he had to sit and listen to them talk about the white man's god! Now what would Shango think? But Adeoti soon stopped thinking about Shango as he listened to the beautiful songs the others sang and then to the words the white man read them from the book of his God.

"I know that many of you are worshipers of Shango, the god of Thunder and Lightning," he told them. "You live in fear of him and his terrible temper. You tremble as you try to please him. I have come to tell you that neither this Shango you fear nor any of the other gods you worship are really gods. They are just idols. But there is another God, you've not yet heard of. His name is the LORD. He is the one, true God. He's the creator of the whole world. He's completely good and loving. He's all-powerful. And He has sent me to tell you about Him and how you can worship Him."

Then Babaegbe told them the gospel. He told them how the LORD created us to know and love Him, yet we have all chosen to rebel against Him and deserve His punishment. But that in His mercy, He sent His Son Jesus to die on the cross and pay for the sins of all who would ever repent of their sins and trust in Him as their Savior will be saved. He rose from the dead in victory.

"Babaegbe's God isn't anything like Shango," Adeoti and his sister exclaimed. "He's wonderful and good. We want to hear more about Him."

Adeoti and his sister went back again and again to hear more. At first Adeoti feared Shango would punish him for being curious about another god, but as God worked in his heart, Adeoti began to truly believe that Shango really wasn't anything but a fake god.

"The LORD, He is the one, true God. I want to leave Shango and turn and believe in the Him," Adeoti told Babaegbe one Sunday. "I want to live my life for Him."

Adeoti was making a big decision. He knew that his family would be terrified that Shango would punish him and his family. He had seen how on the Day of Shango's Visit, the man dressed up like Shango punished the other Yoruba who had become Christians. But Adeoti knew the LORD was the one, true God, not Shango. He would choose to worship him, even if it meant being hurt.

The LORD was good to Adeoti. He had used his

curiosity about people with white skin to bring him to know and worship Himself, the one, true God. He helped Adeoti to keep growing in his love and obedience to Him, despite opposition from people around him. When Adeoti grew up, he went to school to become a pastor and started his only little church among the Yoruba people, so that others might turn from their fear of Shango and turn instead to know and worship the Lord, too.

Cracking the Case:

It's time to answer our Case Questions.

1. Who were the Curious Children? Who did they want to meet? Adeoti and Oke Oreokin. They wanted to meet the Babaagebe's wife and baby.

2. Who else did they meet? How was he different from Shango? The Lord. He was the one, true God. He was wonderful and good. He welcomed and forgave sinners who turn from their sins and trust in Jesus as their Savior.

Something For You and Me

Our Bible Truth is:

The LORD Is the One, True God

Our Bible Verse is: Psalm 86:8-10

"There is none like you among the gods, O Lord, nor are there any works like yours. All the nations you have made shall come and worship before you, O Lord, and shall glorify your name. For you are great and do wondrous things; you alone are God."

These verses remind us that the LORD is the one, true God and He alone is worthy of our worship. What about you and me? Like Adeoti, we all have to make a decision to be a follower and worshiper of LORD. This is a big decision that changes our whole lives, but God delights to help us make that decision.

Let's praise God for being the one, true God. Let's ask Him to work in our hearts and help us to turn from our sins and trust in Jesus as our Savior. Let's ask Him to help us to worshiper and praise Him the rest of our lives.

Close in prayer.

Closing ACTS Prayer

A God, we praise You for being the one, true God, who is wonderful and good...and not anything like Shango!

C God, we confess that like Adeoti, we are sinners who need a Savior.

T God, we thank You that You send out Your people to share the good news of salvation through Jesus. Thank You for sending people to tell us.

S God, we ask that You would work in our hearts that we might turn away from our sins and trust in Jesus as our Savior. Help us to worship and obey You our whole lives. Please send out more of Your people to tell the good news of Jesus to those who have never heard.

Special Words

Nigeria: A country in Africa.

Shango The god of Lightning and Rain who the Yoruba people worshiped.

ACTS PRAYER ACTIVITY

Use this sheet to write down your ACTS Prayer

Instructions:

Use this sheet to help the children apply the Bible Truth into a prayer. You can use the ACTS provided or even better, have the kids think of their own applications. Also have the children add their personal requests to the prayer, too. Lead the children in the prayer or let them pray sections, with your help. Never force a child to pray! Non-readers can participate by you whispering a section of the prayer into their ear and allowing them to pray it aloud for the group.

ADORATION:

God, we praise You for being the only true God, worthy of all our worship.

God, we praise You for being.....

Add your own Adorations:

CONFESSION:

God, we confess that we are tempted to worship many other things than You--other gods, people, other things, even ourselves. Please forgive us! We need a Savior!

God, we have sinned against You....

Add your own Confessions:

THANKSGIVING:

Thank You, God for treating us with mercy, forgiveness and love when we turn away from the other things we are tempted to worship and worship You, instead. Thank You for being willing to work in our hearts and help us to worship You. Thank You for making Your glory also for our best good.

God, we thank You for...

Add your own Thanksgivings:

SUPPLICATION:

God, show us the wrong things we worship and help us turn away from them. Help us to love You most of all and live to honor You. Help us to trust in Jesus as our Savior.

God, we need Your help...

Add your own Supplication:

SNEAKY SNACK

Can you figure out how this snack relates to the story?

Snack: Two Faces and Nigerian Food

Nigerian fruits and vegetables, such as banana, mango and yams (Put some butter and cinnamon on thinly sliced pieces) OR 1 Oreo split open: 1 plain chocolate side to represent the children; 1 chocolate side with white cream: "Shango" with white paint on face; and 1 round "natural" whitish color round cracker to represent the faces of the white man and family.

This is only a suggestion. Feel free to modify. Be mindful of allergy issues among your children!

Case Tie-in: The Nigerian children were curious about these strangers with white faces. The Lord used their curiosity to draw them to church so they could hear the good news of Jesus and be saved.

SOUL FOOD

Food for thought during snack time

1. What does the snack have to do with the story?

Choose a few questions from the other activity discussion sheets to talk about during this snack time.

2.

3.

4.

5.

6.

7.

Directions: Read and discuss Bible Truth, using a FEW of the questions. Play game. Feel free to modify the game to fit your children.

The LORD Is the Only True God

To worship means to love, honor and testify to the worth of someone. It usually means that we choose it to be more important than anything else in our lives. Sometimes it is a god that people worship. Sometimes it is other people or things that they love. Sometimes, they really just worship themselves.

But God created people to worship Him. He is the only, true God. He is our Creator and our king. He deserves for us to worship Him. He deserves for us to choose loving and obeying Him over everything else in our lives.

Not only does God deserve our worship, but only when we worship Him, will we be truly happy and live life as it was meant to be. Seeking His glory is also for our best good!

Understanding the Bible Truth

1. What is worship?

To worship means to honor and live for something as the greatest, most important thing in your life.

2. What do people worship? *People worship gods, people, things or even themselves.*

3. How can people worship themselves?

They think mostly about themselves and what they want. They put themselves first before God and others.

3. Who did God create people to worship? *Himself.*

5. Why does God deserve our worship? *He is our Creator and our King.*

6. Why else should we worship God?

Only when we worship Him will we be truly happy and live life as it was meant to be.

7. For whose good and glory is it that we worship God? *Our good and His glory.*

Story Connection Questions

1. How does the case story point to the **Bible Truth: The LORD Is the Only True God**? How did Adeoti show that he worshiped the LORD as the Only True God? *He confessed the LORD to others; He kept going to church, even though he had been taught that Shango would punish him; he was willing to keep following the Lord, even if it meant he was hurt.*

2. Why do you think the white man and his family chose to go to the Yoruba people to live? *Because they wanted the Yorubas to know and worship the LORD as the Only True God as the LORD had created them to.*

Bible Verse Connection Question

1. What does our Bible Truth have to do with our Bible Verse: **Psalms 86:8-10**: "There is none like you among the gods, O Lord, nor are there any works like yours. All the nations you have made shall come and worship before you, O Lord, and shall glorify your name. For you are great and do wondrous things; you alone are God."?

This verse tells us that "among the gods there is none like you" and "you alone are God." They tell us that the LORD is the one, true God.

Life Application Questions

1. What are some things we can do to show we worship the LORD as the Only True God? *Spend time with God praying to Him and reading His Word. Obeying what God has told us to do.*

2. What is the best first step that God calls us each to take in worshiping the LORD as the Only True God with our hearts, minds and lives? *To turn away from our sins and trust in Jesus as our Savior.*

ACTS Questions

1. What is something we can praise God for because of this Bible Truth?

The LORD is the Only, True God.

2. What are sins we can confess to God because of this Bible Truth?

Confess that though the LORD is the only true God that we all choose to go things our own way instead of obeying Him and loving Him as He deserves. We need Jesus to save us!

3. What is something we can thank God for because of this Bible Truth?

Thank Him that the LORD has been so kind to us through Jesus. That though we choose to rebel against Him, that He is so merciful as to offer forgiveness of sins through Jesus.

4. What is something we can ask God for because of this Bible Truth?

We can ask that the LORD help us to worship Him alone. We can ask Him to work in our hearts to say no to sin and to trust Jesus as our Savior. And, to fill us with love for Him, the Only True God. We can ask Him to turn the hearts of others to worship and love Him, too.

The Gospel

1. The LORD is the only true God and all people have sinned against Him. They have hard hearts not choosing not to worship the LORD. They deserve God's eternal punishment, but God has shown mercy to people through His Son Jesus. What did He do? What is the gospel?

God is the good Creator and King of the world. He made people to worship Him and live by His good laws. But we are all sinners who've rebelled against Him. We all deserve death--God's just, eternal punishment for our sins. How terrible! But God has good news for us. In His great mercy, God sent His Son, Jesus to earth as a man to save sinners. He lived the perfect life that pleases God. (He's the only one who's ever done that!) He offered it up to God His Father as the perfect sacrifice for sins when He suffered and died on the cross. Then, on the third day, Jesus rose from the dead in victory. He had fully paid for the sins of God's people, so they wouldn't have to! Now all who turn away from their sins and trust in Jesus as their Savior will receive forgiveness of sins and eternal life with God. They will be His very own special people who will know Him and enjoy Him forever. We can be God's people, too, if we turn from our sins and trust in Jesus as our own Savior.

Game: Storks

Materials

Three large, but soft balls
Tape
Bible Truth Questions

Preparing the Game

1. Choose 20+ questions for your game from the Bible Truth Discussion Questions, or make up your own.
2. Write the Bible Truth questions on small thin strips of paper (or make a photocopy of the Bible Truth Discussion Questions and Simply cut them into strips) and put them in the bag/bowl.

Playing the Game

Divide the children into two teams, each on opposite sides of the room, facing each other. One team is "The Hunters". The other team is "The Storks." The hunters have three balls and they are to stand about twenty feet away from the storks, who are lined up, similarly to ten bowling pins. Storks are to balance on one leg without leaning on anything. They can switch from leg to leg, but must not stand on both at the same time. Read a question to the hunters. If they get it right, then one of the hunters gets three chances (3 balls) to roll the ball at the storks FAIRLY GENTLY and try to get them to put their other foot down. The Hunters score as many points as storks who lost their balance and put their foot down. Sides get switched when all the Hunters have had a turn: or, when they have been stumped by a question.

Game continues as number of questions, time, and attention span allow.

Non-competitive Option

Set a target number of points for the whole group. Challenge the children to see how many turns it takes score the target number of points. Once the target has been reached, start the game over and see how many turns it takes to reach the target the second time.

Optional TAKING IT TO OTHERS Activity: Quiz Questions

Have the children choose a few of the questions from the game to ask the parents/other children during TAKING IT TO OTHERS time. Help pre-readers by whispering the question in their ear and letting them ask it aloud to the parents/other children. Make sure you read the Bible verse aloud before you ask your questions.

Directions:

1. Write words to song in large print before class.
2. Play the song for the children, helping them follow along on the song sheet.
3. Discuss the song, using a few questions from the discussion sheet. *Don't use them all!*
4. Introduce sign language for key words of your choice from sign language sheet for your song. Use as few or as many as you think the children can learn.
5. Sing and sign the song. Sign language as well as large format lyrics and sheet music are found in the PFI Unit Songbook or online.
6. If desired, play the Song Game.

Optional TAKING IT TO OTHERS Activity: Presenting and Singing the Song

1. Sing and sign the song, encouraging the watching children/parents to join in.
2. Ask the class some of the questions listed below. The Bible Truth Connection Question is particularly good to help them understand how the song ties in with the Bible Truth.

Holy, Holy, Holy

Verse 3

Holy, holy, holy,
 Though the darkness hide Thee,
 Tho' the eye of sinful man
 Thy glory may not see;
 Only Thou art holy;
 There is none beside Thee,
 Perfect in pow'r,
 In love and purity.

Listen to it on PFI ESV Songs 4, Track 14

Understanding the Song

1. What does "holy" mean?

Holy means to be purely good, set apart from all that is evil.

2. Why does the song say holy three times in a row?

That it's a way of saying very, very, very holy.

3. Who is so very, very, very holy?

Only the LORD.

4. Who is the darkness hiding?

"Thee"; an old English word for you. The LORD is the "You" or "Thee"

5. What kind of darkness "hides" the LORD?

This is not darkness like night or a dark room. This is a spiritual darkness of sin and evil. This means that the LORD is so holy, so purely good that nothing evil cannot stand in His presence. We are all sinners and live in a world filled with many evil, sinful things. The darkness of this evil "hides" the glorious, perfectly holy LORD from us.

6. What is sin and what is the "eye of sinful man" not allowed to see?

Sin is rebellion against God, in our heart, our mind, our words or actions. All "men" (people) are sinful. In His mercy, God does not let sinful people see His glory right now. The Bible tells us that even God's glory is so holy that if they saw it they would be destroyed, as punishment for their sin. All who confess their sins and trust in Jesus have their sins forgiven. They will be able to see God's glory and live because Jesus has paid for their sins.

7. What does it mean that there are "none beside Thee"?

He is the only true God.

8. What is special about the LORD that shows He is the only true God?

He is perfect in holiness, power (all powerful), love and purity (completely without sin.)

Bible Truth Connection Question

1. How does this song relate to our Bible Truth: **The LORD Is the Only True God?**

"The LORD made us to worship Him as the only, true God; yet, our sinful rebellion against Him "darkens" our hearts so that we refuse to see and confess Him as the glorious God He is. Instead, we seek other things to worship in His place. Nonetheless, there is none like the LORD, who is perfect in power, love and purity. He is holy!"

Story Connection

1. How does this song relate to today's story? *Adeoti and his people worshiped the idol Shango and they lived in the "darkness" of their sinful ways. They believed that Shango was the one perfect in power. They believed he punished people who did not worship him as sinners. When Adeoti heard about Jesus, he learned that the LORD was truly the mighty one. He learned that the LORD was holy and would just sinners, but also was loving and merciful to all who would ever confess their sins and trust in Him as their Savior. Adeoti became one of God's People and one day knew that he would get to stand before the LORD and see Him in all His glory*

Bible Verse Connection Question

1. What does this hymn have to do with our Bible Verse: **Bible Verse: Psalm 86:8-10:** "There is none like you among the gods, O Lord, nor are there any works like yours. All the nations you have made shall come and worship before you, O Lord, and shall glorify your name. For you are great and do wondrous things; you alone are God."

This hymn praises God for being the only holy God who is perfect in power, in love and purity. It says that there is no other god besides Him.

Life Application Questions

1. How can our lives be affected by the message of this song?

We can praise God for being the Only True God, who is perfect in holiness, power, love and purity. We can ask Him to give us soft hearts that desire to love and obey Him. We can confess our sins to Him and trust in Him as our Savior, that we among His Very Own People who one day get to look upon Him in all His glory and live.

ACTS Questions

1. What is something we can praise God for from this hymn?

The LORD is the Only, True God. He is holy. There is no sin in Him at all. He is only good.

2. What are sins we can confess to God from this hymn?

We can confess that though the LORD is the only true God and that there is none beside Him, that we still have all chosen to do things our own way instead of obeying Him and loving Him as He deserves. We need a Savior!

3. What is something we can thank God for from this hymn?

We can thank God that there is no god beside Him. For what other god is so loving and good and holy? There is no other god to compete with Him and what He wants to do. We can trust every promise He has made. We can trust that He will truly save all who come to Him for forgiveness of sins, trusting in Jesus as their Savior.

4. What is something we can ask God for from this hymn?

We can ask that the LORD help us to worship Him alone. We can ask Him to work in our hearts to say no to sin and to trust in Jesus as our Savior. And, ask Him to work in us and help us to live holy lives that please Him.

Gospel Question

1. God is holy and we are not! We are sinful people who have rebelled against Him. We deserve His eternal punishment for this! What hope has the LORD given us? What has He done for sinful people like us? What is the gospel?

God is the good Creator and King of the world. He made people to worship Him and live by His good laws. But we are all sinners who've rebelled against Him. We all deserve death--God's just, eternal punishment for our sins. How terrible! But God has good news for us. In His great mercy, God sent His Son, Jesus to earth as a man to save sinners. He lived the perfect life that pleases God. (He's the only one who's ever done that!) He offered it up to God His Father as the perfect sacrifice for sins when He suffered and died on the cross. Then, on the third day, Jesus rose from the dead in victory. He had fully paid for the sins of God's people, so they wouldn't have to! Now all who turn away from their sins and trust in Jesus as their Savior will receive forgiveness of sins and eternal life with God. They will be His very own special people who will know Him and enjoy Him forever. We can be God's people, too, if we turn from our sins and trust in Jesus as our own Savior.

Song Game: Big Voice, Little Voice

Materials

Sign Language Signs and Song

White board and marker

Eraser

Preparing the Game

1. Write the words to the song on a white board.

Playing the Game

1. After children have learned the song and signs well, then tell the children that you are going to leave out words from the song (that you've learned signs for) and just do the sign in its place.

2. Have the children help you choose a word to take out. Erase the word from the board. Review the sign the for erased word.

3. Sing the song, trying to remember to NOT sing the word and do only the sign.

4. Continue to take out words until all of the words (with signs) have been taken out.

Game continues as number of questions, time, and attention span allow.

choose a FEW questions for discussion, then choose the game and/or music activity

Meditation Version: Psalm 86:8-10

"There is none like you among the gods, O Lord, nor are there any works like yours. All the nations you have made shall come and worship before you, O Lord, and shall glorify your name. For you are great and do wondrous things; you alone are God."

Alternate Memory Version: Psalm 86:8, 10

"There is none like you among the gods, O Lord, nor are there any works like yours. For you are great and do wondrous things; you alone are God."

Understanding the Bible Verse

Who is not like the other gods?

The Lord.

2. How are the gods different from the Lord?

They are only created things, whether they are people or things. They were never meant to be worshiped. They are not all powerful, wise, loving, perfect, or any of the other things that the Lord is.

3. What are works and why can't the other gods' works never compare with the Lord's?

Works are things someone does. Other gods do not have works that can compare to the Lord's because they do not have the same powers He has—they are just creatures.

4. What will all the nations do before the Lord one day?

They will come and worship before Him, they will bring glory to His name.

5. What does it mean to "bring glory" to God's name?

It means to praise God for all the amazing things He is and has done.

6. When do we know that all nations will come and worship before Him?

At the end of time the Bible tells us that He will gather all the nations before Him and that every knee will bow and every tongue confess that Jesus is Lord.

7. What wondrous deeds of the Lord show that He alone is God?

Rescuing His people from Egypt, raising Jesus from the dead, changing the hearts of sinful men to love Him, etc.

Bible Truth Connection Question

1. What does this verse have to do with the **Bible Truth: The LORD Is the Only True God?** *This Bible verse tells us that there is no one like the LORD. If we compare anyone else's deeds to the LORD's, it is easy to see just how great He is. He alone is God and worthy of our worship.*

Story Connection Questions

1. How did the LORD show that He alone is God in today's story?

The LORD displayed His complete power over Pharaoh and all his gods who he thought were so mighty.

Life Application Questions

How is it encouraging for God's people to know that the LORD does great and marvelous deeds?

No matter how difficult a problem they have, they know that the Lord is able to help them.

2. How can we become God's people? *By turning away from our sins and trusting in Jesus as our Savior.*

3. How should we worship God? *With everything we do: with our minds, with our hearts, with our lips, with our lives.*

ACTS Questions

1. What is something we can praise God for from this Bible verse?

The LORD is the Only, True God. All the nations...all peoples of the earth will come and worship before Him.

2. What is something we can confess to God from this Bible verse? *That though the LORD is the only true God that we all choose to go things our own way instead of obeying Him and loving Him as He deserves. We need a Savior!*

3. What is something we can thank God for from this Bible Verse?

For His great, great deed in saving all who come to Him for forgiveness of sins, trusting in Jesus as their Savior. Oh, to get to be His dear, adopted children, forever! All at the cost of His Son, Jesus!

4. What is something we can ask God for from this Bible Verse?

We can ask that the LORD help us to worship Him alone. We can ask Him to work in our hearts to say no to sin and to trust Jesus as our Savior. And, to fill us with love for Him, the Only True God. We can ask Him to turn the hearts of others to worship and love Him, too. We can ask Him to give us eyes to see His great deeds each day and minds that remember to praise Him for them.

Gospel Question

1. What great deed did the LORD do for sinful people that can never be compared to the deeds of any other god? What is the gospel?

God is the good Creator and King of the world. He made people to worship Him and live by His good laws. But we are all sinners who've rebelled against Him. We all deserve death--God's just, eternal punishment for our sins. How terrible! But God has good news for us. In His great mercy, God sent His Son, Jesus to earth as a man to save sinners. He lived the perfect life that pleases God. (He's the only one who's ever done that!) He offered it up to God His Father as the perfect sacrifice for sins when He suffered and died on the cross. Then, on the third day, Jesus rose from the dead in victory. He had fully paid for the sins of God's people, so they wouldn't have to! Now all who turn away from their sins and trust in Jesus as their Savior will receive forgiveness of sins and eternal life with God. They will be His very own special people who will know Him and enjoy Him forever. We can be God's people, too, if we turn from our sins and trust in Jesus as our own Savior.

Game: Puzzling Wall Ball

Materials

Bible verse written up in large print so that all can see

Three 11.5" x 17" pieces of construction paper, two pieces of one color for each team

Masking Tape

Small Nerf Ball or other soft ball

Marker

Use masking tape to lightly tape the pieces to a wall, mixing up colors

Preparing the Game

None.

Learning the Verse

Some or all of your children may be non- or early readers. Teach the verse in sections, having them say it after you. Repeat a few times. Add clapping or other movement as they say it.

Directions

1. If desired, lead the children in a discussion of a **FEW** of the most important questions before beginning game.

2. Explain the game to them as follows:

Divide the children into teams. Explain to them that they are going to take turns trying to hit pieces of their team's colored puzzle pieces with the ball. Each time they hit one of their team's pieces, that piece is removed from the wall and fit into their puzzle. Have the entire group say the verse before each child takes a turn.

Game continues until one team has completed their puzzle, or as time and attention span allow.

Non-competitive Option

Don't split into teams. Use only one copy of the verse and one puzzle to make. Have everyone work together on the puzzle until completed.

Optional TAKING IT TO OTHERS Activity: Quiz Questions

Have the children choose a few of the questions from the game to ask the parents/other children during TAKING IT TO OTHERS time. Help pre-readers by whispering the question in their ear and letting them ask it aloud to the parents/other children. Make sure you read the Bible verse aloud before you ask your questions.

Directions:

1. Write words to song in large print before class.
2. Play the song for the children, helping them follow along on the song sheet.
3. Discuss the song, using a few questions from the discussion sheet. *Don't use them all!*
4. Introduce sign language for key words of your choice from sign language sheet for your song. Use as few or as many as you think the children can learn.
5. Sing and sign the song. Sign language as well as large format lyrics and sheet music are found in the PFI Unit Songbook or online.
6. If desired, play the Song Game.

Optional TAKING IT TO OTHERS Activity: Presenting and Singing the Song

1. Sing and sign the song, encouraging the watching children/parents to join in.
2. Ask the class some of the questions listed below. The Bible Truth Connection Question is particularly good to help them understand how the verse ties in with the Bible Truth.

Among the Gods: Psalm 86:8,10

Among the gods, there is none like you, O Lord;
 Nor are there works like yours.
 For you are great
 and do wondrous things, O Lord,
 You alone are God.
 Psalm Eighty-six, eight and ten.

Listen to it on PFI ESV Songs 4, Track 15

Song Game: Sign It, Say It, What Does It Mean?

Materials

Sign Language signs used in song, particularly choose words with important meanings you want the children to learn, such as "grace", "redeem", etc.

Bag or bowl

Preparing the Game

1. Cut out signs and put in bowl.

Playing the Game

1. Practice the song and signs until the children know them well. Then put all the signs we've learned in this bag/bowl and mix them up.
2. Ask one of the children to choose a sign, but not show it to anyone...but you, if they need some help.
3. Ask the child to do the sign for the rest of the children and see if the other children can guess which one it is. Do the sign with the child, if desired.
4. When the children guess the sign, ask them the meaning of the word. If no one guesses the sign, put it back in the bowl to be picked again.
5. Choose another child to pick a new sign from the bag and continue.

NOTE: You might want to sing the song after you do each word or couple of words.

Game continues as number of questions, time, and attention span allow.

STORY REVIEW

Directions: Read and discuss Bible Truth, using a FEW of the questions. Play game. Feel free to modify the game to fit your children.

General Story Questions

1. Why was Adeoti so excited about this Day of Shango's Visit?
This was the first one he was old enough to understand.
2. What did the Yoruba do to prepare for Shango?
They did worship dances, sacrificed animals and bowed very low in worship when he appeared.
3. Who really was "Shango"? *Just one of his priests dressed up.*
4. What did Shango look like? *Bare-chested, white powdered face, long, black braids, and whip in hand.*
5. How did people show they worshiped Shango? *They bowed low before him.*
6. How did people feel when they saw Shango? *They were scared.*
7. Who did Shango use his whip on? *Anyone he thought didn't worship him well enough.*
8. Do you think that "Shango" really knew who worshiped him and who did not?
No. Shango was just a pretend god, an idol. The priest dressed up as him acted like he knew.
9. Why did Adeoti want to see the white man?
Adeoti was curious to see a man with white skin and whether his god was like Shango.
10. Why did his parents tell him to stay away from the white man and his god?
Shango would get mad and send lightning to burn up their hut.
11. What did Oke Oreokin tell Adeoti that made him so excited?
She told him about the white man's wife and little baby who looked so different from them.
12. What plan did Oke Oreokin make with Adeoti?
To go see their grandmother but then sneak over to the church to see the wife and the baby.
13. What unusual thing did the Lord use to bring Adeoti to hear about Him?
The white skin of the man and his family.
14. What differences did Adeoti notice between Shango and the LORD?
He was wonderful and good, not scary and even mean like Shango.
15. What did the Lord use in the church service to show Adeoti about Himself?
The beautiful music and the words from the Bible.
16. Why did Adeoti stop fearing what Shango might do to him?
Because he knew that Shango was no god at all. The LORD was the only true God and He would take care of Him.
17. What possible hardship did Adeoti face if he told the other Yorubas he was a Christian?
His family's hut would be burned up and he might be hurt.
18. Why did Adeoti become a pastor?
He wanted the Yoruba to hear about the LORD, the only true God, and stop worshiping the fake god, Shango.

Bible Truth Connection Questions

1. What does this story have to do with our **Bible Truth: The LORD Is the Only True God?** *Adeoti came to know that the LORD, not Shango, was the One, True God. He did not need to fear Shango anymore.*

Bible Verse Connection Question

1. What does the story have to do with our **Bible Verse: Psalm 86:8-10:** "There is none like you among the gods, O Lord, nor are there any works like yours. All the nations you have made shall come and worship before you, O Lord, and shall glorify your name. For you are great and do wondrous things; you alone are God."?
Shango was a fake god who was really just a man who went around scaring people and hurting their houses. He did not care for the people or do them good. The LORD is the only True God. He really is wonderful and good. He sent Jesus to suffer and die on the cross to save all those who would ever turn from their sins and trust in Him as their Savior. Oh, how wonderful is the LORD and what He has done!

Life Application Questions

1. Why do Christians today sometimes want to hide from others that they are Christians?
They care more about what others think of them or might do to them than to honor the Lord.
2. Why is it not enough to just worship the Lord as the Only True God in your heart, but not tell people or let them see it in your actions? *True worship always shows itself in words and actions.*
3. What is the first best step God calls us each to make in worshiping the Lord as the Only True God? *Turning away from our sins and trusting in Jesus as our Savior.*

ACTS Questions

1. What is something we can praise God for being that we learned in our story?
Praise God for being the only, true God really is wonderful and good...and not anything like Shango!
2. What is something we can confess as sin that we learned in our story?
Confess that sometimes we are afraid of things that we shouldn't be afraid of, if we believe that the LORD is the only true God and trust Jesus as our Savior. He promises to take care of us and He never breaks His promises.. We need a Savior!
3. What is something we can thank God for that we learned in our story?
We can thank God that He has sent people to us to tell us about the Only True God, just like the man who left his home and went to tell the Yoruba about Jesus.
4. What is something we can ask God for that we learned in our story?
We can ask Him to work in our hearts that we might truly believe that He is the only true God. That He might send us to tell others in faraway places about Jesus, just like the man did in the story. And, like Adeoti, that we might choose to worship the LORD, even when it is very hard and others might be mean to us because of it.

The Gospel

1. What is the good news of Jesus that Adeoti came to believe? What is the gospel?
God is the good Creator and King of the world. He made people to worship Him and live by His good laws. But we are all sinners who've rebelled against Him. We all deserve death--God's just, eternal punishment for our sins. How terrible! But God has good news for us. In His great mercy, God sent His Son, Jesus to earth as a man to save sinners. He lived the perfect life that pleases God. (He's the only one who's ever done that!) He offered it up to God His Father as the perfect sacrifice for sins when He suffered and died on the cross. Then, on the third day, Jesus rose from the dead in victory. He had fully paid for the sins of God's people, so they wouldn't have to! Now all who turn away from their sins and trust in Jesus as their Savior will receive forgiveness of sins and eternal life with God. They will be His very own special people who will know Him and enjoy Him forever. We can be God's people, too, if we turn from our sins and trust in Jesus as our own Savior.

Game: Give These to Farmer Brown

Materials

Straw hat

Small Plastic Shovel, gardening glove or other farming implement,

Shoe box or equivalent...or play clay

20 Drinking straws

20 Scraps of Construction paper

Tape

Paper and Marker

Story Review Questions

Preparing the Game

1. Choose 20+ questions for your game from the Story Review Discussion Questions, or make up your own.
2. Make 20 flowers, using construction paper to make blossoms and taping them to drinking straw stems. Write a number on each flower that will correspond to each Story Review Question. Cut small slits in the top of the shoe box and stick each flower stem into one (or, take small lumps of clay and stick on bottom of stems for free-standing flowers.) Place the flowers in what will be the center of your circle.
3. Number the Story Review questions from 1-20.

Playing the Game

Have the children sit in a circle. Put the straw hat on your head and turn to the child on your right in the circle and say, "Give this to Farmer Brown!" Take the hat off and place it on the child's head. Tell him to pass it on, repeating the same phrase and taking off the hat and placing it on the next child's head. Then, put the glove/hold the shovel and turn to the child to your LEFT as say, "Give this to Farmer Brown". Take off the glove(shovel) and pass it over to the child and tell them to pass it on. That child continues to pass the glove/shovel to the left. At some point, the hat going to the right and the glove/shovel going to the right will meet at the same child. That child is " leader reads the question with the same number for the child to answer. Allow children to choose someone to help them with the answer if they are having difficulty.

Game continues until all children get to pick a flower; or as number of questions, time, and attention span allow.

Optional TAKING IT TO OTHERS Activity: Quiz Questions

Have the children choose a few of the questions from the game to ask the parents/other children during

TAKING IT TO OTHERS time. Help pre-readers by whispering the question in their ear and letting them ask it aloud to the parents/other children.

CASE REPLAY ACTIVITIES

Use this guide to review the Case Story and act it out for others to enjoy!

CASE REPLAY, JR: YOUNGEST CHILDREN

Description: The children will act out the story together, everyone doing the same action/sound effect at the same time. This activity is most suitable for kindergarteners.

Materials

The Case RePlay, Jr. script for younger children

Preparation

1. Read through the script and write in the blanks along the side possible actions/sound effects the children could do to act it out.

Instructions

1. Tell the children that they will be re-enacting the story together as you tell it.
2. As you read the script, lead the children in actions/sound effects to do with you.
3. If desired, you can read the script and stop at certain sentences and ask them what a good action/sound effect would be to act out what you just read.
4. Repeat the re-enactment one or two times more.

CASE REPLAY, SR: OLDER CHILDREN

Description: The children act out the story as a three-scene play. You will narrate it using the Case RePlay, Sr. script and they will act it out (no spoken words, for the most part), with each child assuming a different character's role. This activity is most suitable for first grade and up. You will review the story, then practice it a few times before performing it for others.

Materials

The Case RePlay, Sr. script
White board or other large format paper
Costumes and props

Preparation

1. Prepare for the play by choosing costumes and props for each character in the story. Decorate the area with any scenery props.
2. Write the words "Beginning," "Middle," "End" on a large piece of paper/whiteboard with plenty of space under each heading. You will use this paper to help the children think about the story as a three-scene play, as it is presented in the script.

Instructions

1. Tell the children that they will get to act out the story as a three-scene play, with a beginning, Middle and end section. Tell them that before they can act it out, they need to think it out. as you narrate it with your script.
2. Take the children's answers as they recount the story, helping them put key incidents in the right order.
3. If desired, when they have filled in their Beginning, Middle, End, read through your whole (real) script, so they hear exactly what you will have them act out.
4. Then tell the children that it's time to practice acting out the story.
5. Assign parts to each child. If you are using costumes, do NOT give them out at this point. They will be a distraction.
6. Have all the children sit on the floor or in chairs on one side of the "stage," then call the characters up in place as their part in the story comes.
7. As you read the script, guide the children in where you want them to move or do to act it out.
8. After going through the whole script once, give out any costumes and props and act out the script once or twice more.

Optional TAKING IT TO OTHERS Activity: Re-enacting the Story

Read the script as the children act out together (younger) or assuming different roles (older) as the other children or the parents watch.

CASE REPLAY, JR--YOUNGER KIDS (KINDERGARTEN) P.2

Welcome to our play! The name of our story is called: The Case of the Curious Children.

Our story takes place in Nigeria, Africa, in the 1940's.

And now we present: "The Case of the Curious Children."

Actions:

Scene 1:

Four year old Adeoti is excited and a little scared as he waits for the coming of Shango on the first Day of Shango's Visit he is old enough to really understand. All the Yoruba fear Shango, their god of Thunder and Lightning, for the way he punishes those who don't worship him with lightning stones thrown at their house. They don't know that Shango is just a fake. He is really just one of the priests dressed up to scare the people so they will keep on obeying them. The drummers and dancers in the market square begin to perform and prepare for Shango. When they are at their loudest and fastest, Shango comes, bare-chested, white powdered face, long, black braids, and whip in hand. Priests make worship gift sacrifices of dogs, sheep and doves. Shango looks around at the Yoruba, for anyone who doesn't worship him. Everyone including frightened Adeoti bows down completely before Shango. No one wants to be punished with his whip.

Scene 2:

Adeoti hears about a white man who has come to live with the Yoruba and who has a message for them from his God. Adeoti is curious to see a man with white skin and whether his god is like Shango. One day in the market, he finally gets to see the white man. He sees that though he has white skin, he was not anything like Shango. He has a kind and loving face. Adeoti wants to talk with him, but his parents warn him about getting Shango angry. Adeoti's sister Oke Oreokin tells Adeoti everything she finds out about the white man and makes a plan to take Adeoti to see their grandmother and then go see the white man, his wife and little child at church.

Scene 3

After visiting their grandmother, the two children go to see the white people and wind up coming in the church and listening to the service. The Lord works in their hearts as they listen to the music and hear teaching from the Bible. They keep coming back. Adeoti comes to believe that the Lord is the only true God and that Shango is no god at all. Even though he might be harmed by Shango's priests for believing in the Lord, Adeoti choses to worship Him with his lips, his heart and his life. He grows up to be a pastor to the Yoruba so he can tell them how they can come to know the Lord, the only, true God, too.

Bible Truth Tie-In:

The Bible Truth we are learning is: **The LORD Is the Only True God.**

Adeoti came to know that the Lord, not Shango, was the Only True God. He did not need to fear Shango anymore.

CASE REPLAY, SR--OLDER KIDS (1ST GRADE AND UP) P.3

Welcome to our play! The name of our story is called: The Case of the Curious Children.

Our story takes place in Nigeria, Africa, in the 1940's.

The characters in our story are: Adeoti, his parents, his sister, Oke Oreokin, the Yoruba people, the priests, a priest dressed up like Shango, dancers, drummers, white man, his wife and baby, the church people.

And now we present: "The Case of the Curious Children."

Scene 1: (Beginning)

Four year old Adeoti is excited and a little scared as he waits for the coming of Shango on the first Day of Shango's Visit he is old enough to really understand. All the Yoruba fear Shango, their god of Thunder and Lightning, for the way he punishes those who don't worship him with lightning stones thrown at their house. They don't know that Shango is just a fake. He is really just one of the priests dressed up to scare the people so they will keep on obeying them. The drummers and dancers in the market square begin to perform and prepare for Shango. When they are at their loudest and fastest, Shango comes, bare-chested, white powdered face, long, black braids, and whip in hand. Priests make worship gift sacrifices of dogs, sheep and doves. Shango looks around at the Yoruba, for anyone who doesn't worship him. Everyone including frightened Adeoti bows down completely before Shango. No one wants to be punished with his whip.

Scene 2: (Middle)

Adeoti hears about a white man who has come to live with the Yoruba and who has a message for them from his God. Adeoti is curious to see a man with white skin and whether his god is like Shango. One day in the market, he finally gets to see the white man. He sees that though he has white skin, he was not anything like Shango. He has a kind and loving face. Adeoti wants to talk with him, but his parents warn him about getting Shango angry. Adeoti's sister Oke Oreokin tells Adeoti everything she finds out about the white man and makes a plan to take Adeoti to see their grandmother and then go see the white man, his wife and little child at church.

Scene 3: (End)

After visiting their grandmother, the two children go to see the white people and wind up coming in the church and listening to the service. The Lord works in their hearts as they listen to the music and hear teaching from the Bible. They keep coming back. Adeoti comes to believe that the Lord is the only true God and that Shango is no god at all. Even though he might be harmed by Shango's priests for believing in the Lord, Adeoti chooses to worship Him with his lips, his heart and his life. He grows up to be a pastor to the Yoruba so he can tell them how they can come to know the Lord, the only, true God, too.

Bible Truth Tie-In:

The Bible Truth we are learning is: **The LORD Is the Only True God.**

Adeoti came to know that the Lord, not Shango, was the Only True God. He did not need to fear Shango anymore.

The Church Hut

Description

Children will make a clay and straw church hut with stand up figures of Adeoti, his sister, and the missionary with his wife and baby.

Materials

Mud-colored self-hardening, modeling clay, or salt dough (use food color to tint brown).

Craft straw, toothpicks or popsicle sticks

Glue

Poster board or other light cardboard

Heavy duty paper plate, one per child

White card stock

Markers

Preparing the Craft

1. Make salt dough and tint (see recipe below), if using.
2. From poster board, cut out 1 of Templates #1, and #2 per child.
3. On card stock, copy Template #3, one set per child. Cut out.

Making the Craft

1. Show the sample of the craft you have made.
2. Have the children mold clay into sides of church using Template #1 piece as guide to size of walls.
Hint: If using salt dough, make sure the dough is on the stiff side (add extra flour) so that the walls will stand up firmly. Place church on paper plate.
3. Have children glue straw, toothpicks or popsicle sticks to Template #2 piece to make roof.
4. Set roof on church walls.
5. Color in Adeoti, his sister and the missionary family. Fold base on dotted line to create a stand for each character. Place around the church.

SALT DOUGH RECIPE:

2 cups of Plain Flour

1 cup of table salt

1 cup of water

OPTIONAL

1 tablespoon of vegetable oil (makes it a little easier to knead)

1 tablespoon of wallpaper paste (gives the mixture more elasticity)

1 tablespoon of lemon juice (makes the finished product harder)

METHOD

Put plain flour, salt and any, or all, of the optional ingredients into a mixing bowl and gradually add the water, mixing to soft dough. This should be neither too sticky, in which case add more flour, nor too dry, in which case add more water. When mixed remove from the bowl, place on a flat surface and knead for 10 minutes to help create a smooth texture. If possible it is best to let the dough stand for approximately twenty minutes before beginning a project. Unused dough can be stored in the fridge, in an airtight container or cling film, for up to a week. Children always love making models, and as long as you don't add wallpaper paste all of the ingredients are natural. So if they are tempted to put it in their mouths, all it will do is taste incredibly salty.

Optional **TAKING IT TO OTHERS** Activity: Craft Presentation

If you are presenting the craft to other children or parents the children can hold up their crafts (or your model craft) and read their Bible Truth Connection answers to explain the importance of the craft.

CASE CRAFT**Discussion Guide****Instructions:**

As the children are settled into making their craft, ask them these questions to help them understand the craft's significance. Use the answers provided to guide the children's answers.

Discussion Questions

1. Where did our story take place?

In Nigeria.

2. Where did Adeoti and his sister want to go? What did it look like? *To the church hut where the missionary family would be. It was a mud-walled, thatched-roof hut.*

3. What did they go to see? What did they stay to hear?

They went to see the missionary's baby. They stayed to hear the good news of Jesus.

4. What is Bible Truth that we are learning?

The LORD Is the Only True God.

5. What does our craft have to do with our Bible Truth: The LORD Is the Only True God?

Adeoti was surprised to find out that the LORD wasn't anything like Shango. When he heard the good news of Jesus, he believed that He was the true God. He turned away from Shango and trusted in Jesus as his Savior.

6. What can our craft help us remember?

There is no god like the LORD, the only true God.

TAKING IT TO OTHERS**Craft Presentation****Instructions:**

Have children hold up your model craft/their crafts. Choose five children (or you say) the five sections below to explain the craft's importance.

Presentation:

1. Our craft is: The Church Hut.

2. In the Nigeria, Adeoti and his sister snuck into the mud-walled, thatched roof church hut just to see the missionary's baby, but stayed and heard the good news of Jesus.

3. Our Bible Truth is: The LORD Is the Only True God.


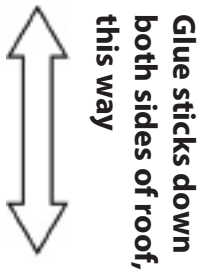
4. Adeoti was surprised to find out that the LORD wasn't anything like Shango. When he heard the good news of Jesus, he believed that He was the true God. He turned away from Shango and trusted in Jesus as his Savior.

5. Our craft can help us remember that there is no god like the LORD, the only true God.

Note: Even non-readers can participate in presenting the craft, if you will whisper what they are to say in their ear and let them say it aloud for the others to hear.

Church Base Guide

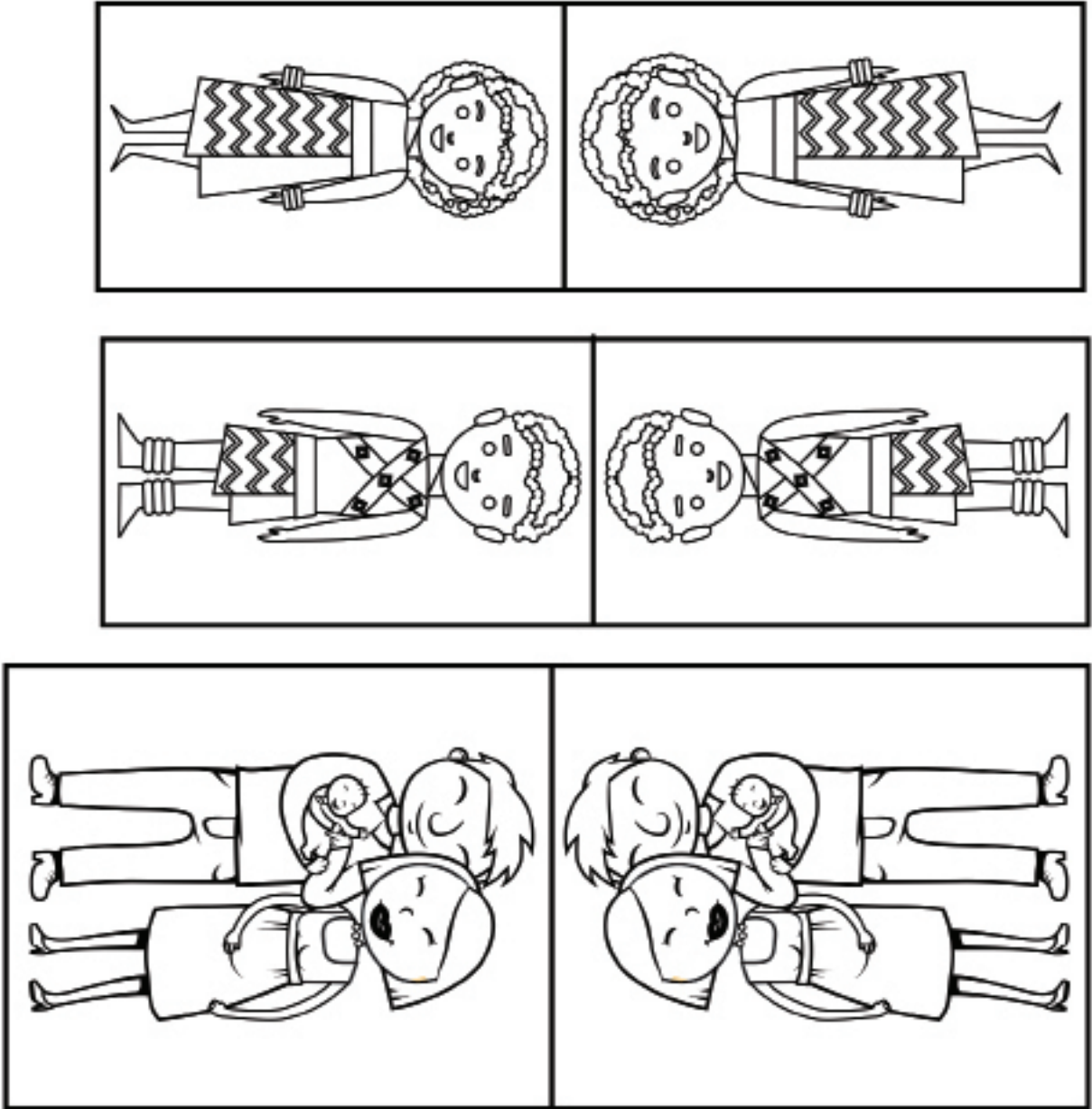
Template #1



Church Roof Guide

Template #2

Templates #1-3: Adeoti, His Sister, and the Missionary Family



BEFORE CLASS:**1. PICK YOUR PERSON**

VIPPs can be anyone in your church! Typically, they fall into 6 categories: Church staff, Elders, Deacons/deaconesses, Special Volunteers (people who aren't paid, but spend a lot of time helping out in particular ways), Supported Workers (aka missionaries), and Church Members.

2. GATHER YOUR FACTS

Use the VIPP Information Sheet to write down the facts about your VIPP. The information on this worksheet is used in the VIPP activities, listed in the "Choose an Activity" section below.

DURING THE ACTIVITY:**1. INTRODUCE YOUR VIPP**

Introduce your VIPP to the children, using the VIPP Information Sheet. Fill in a set of VIPP Clue Cards with the information for your VIPP. If desired, you can even have the actual person come into class for the children to meet.

Need help describing what someone does for the church in a kid-friendly way? Check out the list of common VIPPs on the Praise Factory website in the PFI resources. There are lots of kid-friendly descriptions for common VIPP's, such as pastors, elders, deacons and a lot more.

2. PRAY!

Lead the children in praying for the VIPP. Ask the children if they would like to pray for one of the VIPPs prayer requests. Even non-readers can pray for the VIPP if you whisper the prayer request in the their ear, then let them say it aloud. Never force a child to pray!

3. CHOOSE AN ACTIVITY

There are two activities you can use to help the children learn about the VIPP:

VIPP Clue Cards: These are nine coloring sheets in which children fill in the nine things they learn about the VIPP from the VIPP Information Sheet. Photocopy a set of each child. Use as few or as many of these Clue Cards as you desire.

VIPP Game: This is a game that uses a set of Clue Cards for one or two VIPPs.

Choose a VIPP and fill in his/her information on the VIPP Information Sheet. Fill in a set of VIPP Clue Cards with the information for your VIPP. Tell the children about the VIPP, having them fill in the VIPP Clue Cards with the key facts as they learn them. Write any words the children need to write on a white-board or other piece of paper so they can see how to spell them. Help younger children write these words on their clue cards. Ideas for how to tell the children about many common VIPPs are listed at praisefactory.org with the resources for this Bible Truth.

Optional TAKING IT TO OTHERS Activity: Introduce and Pray for the VIPP

If you are presenting the VIPP to other children or parents you can assign children to hold up the 10 clue cards and say what each card tells about the VIPP. (Or, you can have the children hold them up as you tell what each one means.) Then lead the children in praying for the VIPP.

Game: Over, Under and Throw

Materials

Information Sheet for one VIPP

2 Set of Clue Cards

8 8.5" x 11" Manilla Envelopes

Nerf Ball or other soft ball for indoor use

Box or basket big enough for the envelopes to fit in and the ball to land in.

Preparing the Game

1. Fill in one set of clue sheets for the VIPP you are using.
2. Tape the other (blank) set of Clue Cards to the outside of the manilla envelopes.
3. Put the filled-in clue cards in the corresponding envelope.
4. Put all the Clue Cards envelopes in a bag, except for the ones with the names and pictures of the VIPPs.
5. Place the envelopes in the basket, a good shooting distance from where the child at the head of the line will stand.

Playing the Game

Reveal: Tell the children about the VIPP, showing them your filled-in clue cards as you tell about them.

Review: Have the children line up, all facing forward. Give the ball to the last child in line. At your signal, have them pass the ball to the next child with an overhead pass; then that child passes the ball through the legs of the next child, etc. until the ball reaches the first child. The first child in line then tries to make a basket. If he succeeds, he gets to go up and pick out an envelope to open. the teacher (or the child) tells the Clue Card category. The other children try to remember what the VIPP's answer was. Open it up and see if they got it right. If they did, the Clue Card is retired. If not, it can be added back with the Clue Cards in the basket. Game continues until all the envelopes have been retired or as time or attention span allows.

VIPP INFORMATION SHEET

VIPP NAME:

WHAT VIPP LOOKS LIKE

Man or Woman? _____

Hair color? _____

Eye color? _____

FAVORITE ANIMAL

FAVORITE FOOD

FAVORITE FREE TIME ACTIVITY

WHAT VIPP DOES DURING WEEK

VIPP GROUP OF SERVICE:

Church Member

Deacon

Elder

Church Staff

Special Volunteer

Supported Worker
(Missionary)

3 WAYS VIPP SERVES CHURCH

3 WAYS TO PRAY FOR THE VIPP

BIBLE TRUTH 2, LESSON 3: PLANNER/OVERVIEW

GETTING STARTED: Welcome and Opening Songs (*introduce unit and get kids moving with these songs*)

Welcome to Praise Factory: PFI: Praise Factory Investigators Theme Song *PFI ESV Songs 4, Track 1*

Rules to Help Us Worship God and Love One Another: WoGoLOA Classroom Rules Song
PFI ESV Songs 4, Track 2

Big Question Under Investigation: Big Question 4 Songs *PFI ESV Songs 4, Tracks 3,4*
Extra Song: Inspector Graff's Rap: The ABC's of God PFI ESV Songs 4, Track 5

Big Question Bible Verse: 1 Kings 8:23 In Heaven Above Song *PFI ESV Songs 4, Track 6*
Extra Unit 4 Bible Verse: In Heaven Above 1 Kings 8:23, ESV (short version) PFI ESV Songs 4, Track 7
Extra Unit 4 Bible Verse: In Heaven Above or Earth Beneath 1 Kings 8:23, ESV (other version) PFI ESV Songs 4, Track 8
Extra Unit 4 Bible Verse: O, O LORD 1 Kings 8:23, ESV (other version) PFI ESV Songs 4, Track 9
Extra Unit 4 Bible Verse: I Am God Deuteronomy 32:3-4, HSCB, PFI ESV Songs 4, Track 10

DIGGING DEEP DOWN: Key Concept and Story (*introduce the Bible Truth and tell the related story*)

Bible Truth 2: The LORD Is the Only True God

Bible Truth Hymn: Holy, Holy, Holy, v.3 *PFI Songs 2, Track 14*

Bible Verse: Psalm 86:8-10

Bible Verse Song: Among the Gods *PFI Songs 2, Track 15*

Extra Bible Verse Song: O LORD of Hosts: Isaiah 37:17 PFI ESV Songs 4, Track 16

Lesson 3 New Testament Story: The Case of the Troublesome Tentmaker
Acts 19:23-20:1; Ephesians; Revelation 2

TAKING ACTION: Response Activities (*choose from among these activities*)

Snack and Discussion Planner: Artemis Keeps the Money

ACTS Prayer: Prayer Sheet

Bible Truth Review: Discussion Questions and Game: Silly Grand March

Bible Truth Hymn: Holy, Holy, Holy, v.3 *PFI ESV Songs 4, Track 14*

Song, Sign Language and Song Game: Pass the Secret Sign **PFI ESV Songs 4 BOOK or ONLINE**

Bible Verse Review: Psalm 86:8-10 Discussion Sheet and Game: Verse Hi-Lo

Bible Verse Song: There Is None Like You: Psalm 86:8-10 *PFI ESV Songs 4, Track 15*

Song, Sign Language and Song Game: Mimic Me! **PFI ESV Songs 4 BOOK or ONLINE**

Story Review: Discussion Questions and Game: Bean Bag in the Hole

Case RePlay, Jr: Drama Activity for Youngest Children (children do same story actions together)

Case RePlay, Sr: Drama Activity for Most Children (children re-tell story with individual parts)

Craft: Many Ephesians

VIPP (Very Important Prayer Person) Prayer Time: Coloring Sheets (back of book), Game: Stop n Go

TAKING IT HOME: Take Home Sheet for Review and Family Devotions

PFI Pronto: Bible Truth 2, Lesson 3 **PFI ESV Prontos 4 BOOK or ONLINE**

The Case of the Troublesome Tentmaker Acts 19:23-20:1; Ephesians; Revelation 2

by Connie Dever

Our story is:**The Case of the Troublesome Tentmaker.****As you listen to the story, see if you can figure out:**

1. Who was the Troublesome Tentmaker?
2. What did he do that caused trouble? Why was it worth the trouble he caused?

This story takes place in New Testament times, about twenty years after Jesus died on the cross and rose from the dead.

Big money, big parties, and beautiful things. Does that sound like the lifestyle of the rich and famous today? Maybe so, but it also was life in Ephesus long ago, when it was once of the richest, most important cities in the Roman Empire.

What made Ephesus so important? One thing: the Temple of Artemis. Artemis was the most worshiped goddess in the Roman Empire. She was worshiped as Mother Creator: Maker and Sustainer of the earth. As the Mother Goddess: Queen of Heaven. As the Goddess of Nature: Giver of All Good Things. And, as the Moon Goddess.

The Ephesians built a massive temple to her. It was 450 feet long and 225 feet wide. And, while the temples to other gods were made of wood or maybe limestone, Artemis' temple was made of expensive marble and gold on the outside and filled with art work and statues from the world's finest artists on the inside. It was so stunning and many called this temple the world's most beautiful building.

The Temple was the center of life in Ephesus. Wedding and worship feasts were held in its gardens. Sacrifices were constantly being offered. People even used it like a bank, keeping their riches there for safekeeping. Who better to trust that the Mother Creator and Giver of All Good Things with their riches, they thought.

Because people came from around the world to worship Artemis and to bank their riches at her Temple, the city of Ephesus grew rich. Someone had to feed and entertain all the visitors. Someone had to keep track of their money and sell them souvenirs

of Artemis and the Temple. And all those someones lived in Ephesus and grew rich.

But even with all these riches, the Ephesians weren't satisfied. Their hearts were empty because they were trying to fill them with things that could never satisfy--riches, good times and a false god. Only knowing and loving the Lord, the one, true God could bring satisfaction, but they didn't know of Him. At least not yet.

But then, God sent a certain tentmaker named Paul to Ephesus to do just that. Now you may think of Paul as just a teacher, but he also made and sold tents. He did this to pay for his daily needs. He preached when he wasn't working.

At first Paul just taught the Jews and God-fearing Gentiles in the synagogue on the Sabbath once a week. These were people who would have known the Bible already and might have hearts ready to receive the good news of Jesus. But after three months, Paul moved to the Hall of Tyrannus where he preached every day from 11 to 4, during the city's mid-day lunch and rest break. And it was here that many of the other people of Ephesus heard about the LORD, the one, true God and Jesus, His Son, who came to save sinners from their sins.

What a very different message this was from what they heard at Artemis' Temple! The Holy Spirit worked in the hearts of many as Paul preached, giving them faith to repent and believe. Soon, so many Ephesians had become Christians that even the souvenir makers and sellers were noticing it in their sales. Artemis was losing! The Lord was winning!

Paul was overjoyed with this, but the souvenir makers and sellers were not! They were outraged! Something must be done to protect their jobs! Something must be

Story-telling Tips**Ahead of time:**

1. Read the Bible verses and story. Pray!
2. Create story cue cards on index cards (or highlight text).
3. Practice telling story dramatically, timing your presentation. Shorten, if necessary to fit your allotted time.
4. Decorate area with story props that help bring your story alive.

During your presentation:

1. Maintain as much eye contact as possible as you tell the story. Point to/use props at important points in the story. Include the kids in your story with a few questions about what they think will happen or words/concepts that might be new to them.
2. Watch the kids for signs that their attention span has been reached. Shorten, if necessary.

done to protect Artemis!

Demetrius, a souvenir maker led the fight against Paul and the gospel. He called all the souvenir-makers together to discuss the matter. "Men, we make a lot of money from selling souvenirs, but now Paul has come and is causing trouble. He's convinced many that Artemis is no god at all. If we don't do something, we'll be out of business and Artemis and her great Temple will be robbed of the honor due her name," he warned.

The other souvenir-maker were furious. They took the matter in their own hands. Over and over they official worship motto of Artemis: "Great is Artemis of the Ephesians!" Soon the whole city was upset. They looked for Paul but couldn't find him so they grabbed Gaius and Aristarchus, Paul's friends. Then the mob of thousands of people rushed down the street and to the huge, sports stadium with them.

When Paul heard what was happening he said, "They have my friends, but it's me they want. I must go and speak to the crowd about this! myself," he told the Ephesian Christians.

"No, Paul, we can't let you! You know what that crazy mob will do to you. They will kill you!" they insisted.

As they were talking a messenger came with a note for Paul from the rulers of the city: "Paul, please don't go to the crowd in the stadium. They will kill you." Paul obeyed their wishes and stayed where he was.

The crowd in the stadium were getting upset and confused. Some were shouting one thing, some another. Most didn't even know why they were there. A Jewish man named Alexander was pushed to the front of the crowd to try to talk with them. Just as the crowd was quieting down to hear what he had to say, someone shouted, "Don't listen to this man, he's no better than Paul. He's no worshiper of Artemis, he's a Jew! This sent the crowd into another angry uproar and they began to shout in one, big voice again: "Great is Artemis of the Ephesians!" and they kept shouting it for almost two hours straight! Wow!

Finally the mayor of Ephesus came forward to quiet the crowd and said: "Men of Ephesus, the whole world knows that our city is the special caretaker of Artemis and her temple. Nothing these men have said or done has dishonored her. If Demetrius and the other souvenir

makers have a problem, they can bring it before the city leaders and they will take care of it. Just calm down and go home. If you don't, we may all get in trouble for rioting," he warned them.

When the crowd settled down and went home, Paul and the Ephesian believers gathered together. After the day's frightening events, Paul had something to tell them. "My dear brothers and sisters, it is time for me to leave Ephesus," Paul told them. "But before I go, I want to encourage you. When you think of these men and what happened today, don't be scared of what they might do to you because you believe in the Lord, the one, true God. Don't turn back to your old ways of worshiping Artemis. You know that she is only an idol of lifeless stone. You have been chosen and loved by God. You have come to know His love for you through Jesus. His Holy Spirit fills your hearts with joy. You have joined the people of God who in their praises of the Lord make something far more beautiful than even their splendid Temple of Artemis. Keep trusting in the Lord. He is able to do immeasurably more than all you ask or imagine, according to his power that is at work within you!" Then Paul and the Ephesians said goodbyes; and he, Gaius and Aristarchus were off.

What happened to the Ephesian Christians after Paul left? They did face a lot more trouble from the worshipers of Artemis. Some were even tempted to turn away from Jesus and go back to the easy life of worshiping Artemis. But through it all, the Lord helped them to remain faithful. Never did He stop helping them to worship Him; and never did they grow weary in telling others about the Lord, the one, true God.

Cracking the Case:

It's time to answer our Case Questions.

- 1. Who was the Troublesome Tentmaker?** Paul.
- 2. What did he do that caused trouble? Why was it worth the trouble he caused?**

He shared the good news of Jesus and many people turned away from worshiping the idol Artemis. The sellers of the souvenir idols were angry because they weren't making as much money. Paul and the other Christians were endanger of being hurt. It was worth it because the Lord is the one, true God. Only through Him can we be saved.

Something For You and Me**Our Bible Truth is:****The LORD Is the One, True God****Our Bible Verse is: Psalm 86:8-10**

"There is none like you among the gods, O Lord, nor are there any works like yours. All the nations you have made shall come and worship before you, O Lord, and shall glorify your name. For you are great and do wondrous things; you alone are God."

These verses remind us that the LORD is alone worthy of all our worship. Paul rejoiced to see so many Ephesians turn away from Artemis and praise the Lord as the one, true God that He is. But what about you and me? The Lord calls us to come and worship Him as the amazing God who does marvelous deeds that He is.

Let's praise Him for being greater than all other gods. Let's ask Him to work in our hearts, helping us to repent of our sins and trust in Jesus as our Savior. Let's ask Him to help us to bring glory to His name the rest of our lives.

Close in prayer.

Closing ACTS Prayer

A God, we praise You for being the one, true God, unlike any other god that this world worships.

C God, we confess that like the Ephesians we need Jesus to be our Savior. The good things in this life we love can never satisfy our hearts. Only You can.

T God, we thank You for sending people to tell us the good news of Jesus, just like you sent Paul to tell the Ephesians.

S God, work in our hearts! Help us to turn from our sins and trust in Jesus as our Savior. Satisfy our hearts with You.

Special Words**Temple:** Worship house of a god.**Idol:** A fake god, often made of stone or other material.**Mob:** A large crowd of people, usually angry.**Riot:** Harmful things done by an angry crowd.

ACTS PRAYER ACTIVITY

Use this sheet to write down your ACTS Prayer

Instructions:

Use this sheet to help the children apply the Bible Truth into a prayer. You can use the ACTS provided or even better, have the kids think of their own applications. Also have the children add their personal requests to the prayer, too. Lead the children in the prayer or let them pray sections, with your help. Never force a child to pray! Non-readers can participate by you whispering a section of the prayer into their ear and allowing them to pray it aloud for the group.

ADORATION:

God, we praise You for being the only true God, worthy of all our worship.

God, we praise You for being.....

Add your own Adorations:

CONFESSION:

God, we confess that we are tempted to worship many other things than You--other gods, people, other things, even ourselves. Please forgive us! We need a Savior!

God, we have sinned against You....

Add your own Confessions:

THANKSGIVING:

Thank You, God for treating us with mercy, forgiveness and love when we turn away from the other things we are tempted to worship and worship You, instead. Thank You for being willing to work in our hearts and help us to worship You. Thank You for making Your glory also for our best good.

God, we thank You for...

Add your own Thanksgivings:

SUPPLICATION:

God, show us the wrong things we worship and help us turn away from them. Help us to love You most of all and live to honor You. Help us to trust in Jesus as our Savior.

God, we need Your help...

Add your own Supplication:

SNEAKY SNACK

Can you figure out how this snack ties in with our case?

Snack: Artemis Keeps the Money

Gold foil-wrapped chocolate “coins” (often found in little bags at major drugstore candy aisles); or could use round carrot cuts that were kept in Temple of Artemis or received by silversmith. And/or, Gummy bear or teddy graham “Artemus” statues sitting up on a dab of cream cheese (or peanut butter, etc) on top of a chunk of celery.

This is only a suggestion. Feel free to modify. Be mindful of allergy issues among your children!

Case Tie-in: People came from many places to the Temple of Artemis to worship her and to keep their money in her safe keeping, thinking she was a great goddess, worthy of their worship. But Paul came to Ephesus and told them about salvation through Jesus. He told them about the Lord, the one, true God that they might turn from their sins, be saved and worship Him.

SOUL FOOD

Food for thought during snack time

1. What does the snack have to do with the story?

Choose a few questions from the other activity discussion sheets to talk about during this snack time.

2.

3.

4.

5.

6.

7.

Directions: Read and discuss Bible Truth, using a FEW of the questions. Play game. Feel free to modify the game to fit your children.

The LORD Is the Only True God

To worship means to love, honor and testify to the worth of someone. It usually means that we choose it to be more important than anything else in our lives. Sometimes it is a god that people worship. Sometimes it is other people or things that they love. Sometimes, they really just worship themselves.

But God created people to worship Him. He is the only, true God. He is our Creator and our king. He deserves for us to worship Him. He deserves for us to choose loving and obeying Him over everything else in our lives.

Not only does God deserve our worship, but only when we worship Him, will we be truly happy and live life as it was meant to be. Seeking His glory is also for our best good!

Understanding the Bible Truth

1. What is worship?

To worship means to honor and live for something as the greatest, most important thing in your life.

2. What do people worship? *People worship gods, people, things or even themselves.*

3. How can people worship themselves?

They think mostly about themselves and what they want. They put themselves first before God and others.

3. Who did God create people to worship? *Himself.*

5. Why does God deserve our worship? *He is our Creator and our King.*

6. Why else should we worship God?

Only when we worship Him will we be truly happy and live life as it was meant to be.

7. For whose good and glory is it that we worship God? *Our good and His glory.*

Story Connection Questions

1. How does the case story point to the **Bible Truth: The LORD Is the Only True God**? How did the Ephesians show that they worshiped the LORD as the Only True God? *They were willing to leave behind the worship of Artemis even though it was a big part of life in Ephesus. They were willing to suffer persecution from the Artemis worshippers.*

2. Why do you think Demetrius and the craftsmen were so upset about all the Ephesians who stopped worshipping Artemis and started worshipping the LORD? *Mostly because they were losing money from selling the Artemis shrines.*

Bible Verse Connection Question

1. What does our Bible Truth have to do with our Bible Verse: **Psalm 86:8-10**: "There is none like you among the gods, O Lord, nor are there any works like yours. All the nations you have made shall come and worship before you, O Lord, and shall glorify your name. For you are great and do wondrous things; you alone are God."?

This verse tells us that "among the gods there is none like you" and "you alone are God." They tell us that the LORD is the one, true God.

Life Application Questions

1. What are some things we can do to show we worship the LORD as the Only True God? *Spend time with God praying to Him and reading His Word. Obeying what God has told us to do.*

2. What is the best first step that God calls us each to take in worshipping the LORD as the Only True God with our hearts, minds and lives? *To turn away from our sins and trust in Jesus as our Savior.*

ACTS Questions

1. What is something we can praise God for because of this Bible Truth?

The LORD is the Only, True God.

2. What are sins we can confess to God because of this Bible Truth?

Confess that though the LORD is the only true God that we all choose to go things our own way instead of obeying Him and loving Him as He deserves. We need Jesus to save us!

3. What is something we can thank God for because of this Bible Truth?

Thank Him that the LORD has been so kind to us through Jesus. That though we choose to rebel against Him, that He is so merciful as to offer forgiveness of sins through Jesus.

4. What is something we can ask God for because of this Bible Truth?

We can ask that the LORD help us to worship Him alone. We can ask Him to work in our hearts to say no to sin and to trust Jesus as our Savior. And, to fill us with love for Him, the Only True God. We can ask Him to turn the hearts of others to worship and love Him, too.

The Gospel

1. The LORD is the only true God and all people have sinned against Him. They have hard hearts not choosing not to worship the LORD. They deserve God's eternal punishment, but God has shown mercy to people through His Son Jesus. What did He do? What is the gospel?

God is the good Creator and King of the world. He made people to worship Him and live by His good laws. But we are all sinners who've rebelled against Him. We all deserve death--God's just, eternal punishment for our sins. How terrible! But God has good news for us. In His great mercy, God sent His Son, Jesus to earth as a man to save sinners. He lived the perfect life that pleases God. (He's the only one who's ever done that!) He offered it up to God His Father as the perfect sacrifice for sins when He suffered and died on the cross. Then, on the third day, Jesus rose from the dead in victory. He had fully paid for the sins of God's people, so they wouldn't have to! Now all who turn away from their sins and trust in Jesus as their Savior will receive forgiveness of sins and eternal life with God. They will be His very own special people who will know Him and enjoy Him forever. We can be God's people, too, if we turn from our sins and trust in Jesus as our own Savior.

Game: Silly Grand March

Materials

CD and CD player
Small bowl or bag
Bible Truth Questions

Preparing the Game

1. Choose 20+ questions for your game from the Bible Truth Discussion Questions, or make up your own.
2. Write the Bible Truth questions on small thin strips of paper (or make a photocopy of the Bible Truth Discussion Questions and Simply cut them into strips) and put them in the bag/bowl.

Playing the Game

Have the children form partners, then form a big double circle. Tell the children to move however you command them to move, such as march, walk, skip, tip toes, big knee bends, pat head, fly like a bird, etc. (BUT NOT RUN!!!) when you play the music. But when the music stops, they and their partner are to grab hands and sit down as quickly as possible. The last pair to sit down become the Question Choosers for the class. If the class answers it correctly, then the pair is added back into the group immediately. If not, then the pair stays out until another round when a correct answer is given to a question. (Feel free to add back incorrectly answered questions into the bag).

Game continues as number of questions, time, and attention span allow.

NOTE: Have the children who are "out" help make up actions for the other children to do, put them in charge of the music, etc. along with you. This will keep them happily occupied as they continue.

Non-competitive Option

Don't exclude the Question Choosers from the game, even if class gets the wrong answer.

Optional TAKING IT TO OTHERS Activity: Quiz Questions

Have the children choose a few of the questions from the game to ask the parents/other children during TAKING IT TO OTHERS time. Help pre-readers by whispering the question in their ear and letting them ask it aloud to the parents/other children. Make sure you read the Bible verse aloud before you ask your questions.

Directions:

1. Write words to song in large print before class.
2. Play the song for the children, helping them follow along on the song sheet.
3. Discuss the song, using a few questions from the discussion sheet. *Don't use them all!*
4. Introduce sign language for key words of your choice from sign language sheet for your song. Use as few or as many as you think the children can learn.
5. Sing and sign the song. Sign language as well as large format lyrics and sheet music are found in the PFI Unit Songbook or online.
6. If desired, play the Song Game.

Optional TAKING IT TO OTHERS Activity: Presenting and Singing the Song

1. Sing and sign the song, encouraging the watching children/parents to join in.
2. Ask the class some of the questions listed below. The Bible Truth Connection Question is particularly good to help them understand how the song ties in with the Bible Truth.

Holy, Holy, Holy

Verse 3

Holy, holy, holy,
 Though the darkness hide Thee,
 Tho' the eye of sinful man
 Thy glory may not see;
 Only Thou art holy;
 There is none beside Thee,
 Perfect in pow'r,
 In love and purity.

Listen to it on PFI ESV Songs 4, Track 14

Understanding the Song

1. What does "holy" mean?

Holy means to be purely good, set apart from all that is evil.

2. Why does the song say holy three times in a row?

That it's a way of saying very, very, very holy.

3. Who is so very, very, very holy?

Only the LORD.

4. Who is the darkness hiding?

"Thee"; an old English word for you. The LORD is the "You" or "Thee"

5. What kind of darkness "hides" the LORD?

This is not darkness like night or a dark room. This is a spiritual darkness of sin and evil. This means that the LORD is so holy, so purely good that nothing evil cannot stand in His presence. We are all sinners and live in a world filled with many evil, sinful things. The darkness of this evil "hides" the glorious, perfectly holy LORD from us.

6. What is sin and what is the "eye of sinful man" not allowed to see?

Sin is rebellion against God, in our heart, our mind, our words or actions. All "men" (people) are sinful. In His mercy, God does not let sinful people see His glory right now. The Bible tells us that even God's glory is so holy that if they saw it they would be destroyed, as punishment for their sin. All who confess their sins and trust in Jesus have their sins forgiven. They will be able to see God's glory and live because Jesus has paid for their sins.

7. What does it mean that there are "none beside Thee"?

He is the only true God.

8. What is special about the LORD that shows He is the only true God?

He is perfect in holiness, power (all powerful), love and purity (completely without sin.)

Bible Truth Connection Question

1. How does this song relate to our Bible Truth: **The LORD Is the Only True God?**

"The LORD made us to worship Him as the only, true God; yet, our sinful rebellion against Him "darkens" our hearts so that we refuse to see and confess Him as the glorious God He is. Instead, we seek other things to worship in His place. Nonetheless, there is none like the LORD, who is perfect in power, love and purity. He is holy!"

Story Connection

1. How does this song relate to today's story? *The Ephesians worshiped Artemis as the mighty Queen of Heaven. But many, when they heard Paul's message about Jesus, came to understand that it was the Lord, not Artemis, who was to be worshiped. The other Ephesians did not like that so many people were turning to worship the Lord instead. Yet, even when these people rioted against Paul and later persecuted the Ephesian believers after Paul had left, they still worshiped the Lord. They knew that He alone was holy, perfect in power, love and purity.*

Bible Verse Connection Question

1. What does this hymn have to do with our Bible Verse: **Bible Verse: Psalm 86:8-10:** "There is none like you among the gods, O Lord, nor are there any works like yours. All the nations you have made shall come and worship before you, O Lord, and shall glorify your name. For you are great and do wondrous things; you alone are God." *This hymn praises God for being the only holy God who is perfect in power, in love and purity. It says that there is no other god besides Him.*

Life Application Questions

1. How can our lives be affected by the message of this song?

We can praise God for being the Only True God, who is perfect in holiness, power, love and purity. We can ask Him to give us soft hearts that desire to love and obey Him. We can confess our sins to Him and trust in Him as our Savior, that we among His Very Own People who one day get to look upon Him in all His glory and live.

ACTS Questions

1. What is something we can praise God for from this hymn?

The LORD is the Only, True God. He is holy. There is no sin in Him at all. He is only good.

2. What are sins we can confess to God from this hymn?

We can confess that though the LORD is the only true God and that there is none beside Him, that we still have all chosen to do things our own way instead of obeying Him and loving Him as He deserves. We need a Savior!

3. What is something we can thank God for from this hymn?

We can thank God that there is no god beside Him. For what other god is so loving and good and holy? There is no other god to compete with Him and what He wants to do. We can trust every promise He has made. We can trust that He will truly save all who come to Him for forgiveness of sins, trusting in Jesus as their Savior.

4. What is something we can ask God for from this hymn?

We can ask that the LORD help us to worship Him alone. We can ask Him to work in our hearts to say no to sin and to trust in Jesus as our Savior. And, ask Him to work in us and help us to live holy lives that please Him.

Gospel Question

1. God is holy and we are not! We are sinful people who have rebelled against Him. We deserve His eternal punishment for this! What hope has the LORD given us? What has He done for sinful people like us? What is the gospel?

God is the good Creator and King of the world. He made people to worship Him and live by His good laws. But we are all sinners who've rebelled against Him. We all deserve death--God's just, eternal punishment for our sins. How terrible! But God has good news for us. In His great mercy, God sent His Son, Jesus to earth as a man to save sinners. He lived the perfect life that pleases God. (He's the only one who's ever done that!) He offered it up to God His Father as the perfect sacrifice for sins when He suffered and died on the cross. Then, on the third day, Jesus rose from the dead in victory. He had fully paid for the sins of God's people, so they wouldn't have to! Now all who turn away from their sins and trust in Jesus as their Savior will receive forgiveness of sins and eternal life with God. They will be His very own special people who will know Him and enjoy Him forever. We can be God's people, too, if we turn from our sins and trust in Jesus as our own Savior.

Song Game: Pass the Secret Sign

Materials

Sign Language signs used in song, particularly choose words with important meanings you want the children to learn, such as “grace”, “redeem”, etc.

Bag or bowl

Blindfold

Preparing the Game

1. Cut out signs and put in bowl.

Playing the Game

1. Practice the song and signs until the children know them well.
2. Have all the children stand in a tight circle, except one, “It.” who will stand in the Middle of the circle, blindfolded.
3. Have the children in the circle to put their hands behind their backs. Choose a sign from the bag and hand to a child in the circle, still keeping hands behind their backs, not looking at the sign.
4. When “It” says “Pass the Secret Sign”, the children will begin to pass the sign around behind their backs.
5. When “It” says “Stop the Passing!” the child who has the sign freezes with the sign behind his back.
6. The child with the sign brings it around and looks at it. You can help the child practice the sign.
7. Then take the blindfold off of “It”, watch the child with the card do the sign, then have “It” guess the name of the sign. (If desired, “It” can ask another child in the circle for help with their guess.)
8. The holder of the sign then becomes “It.” Sing the song with all the signs, then repeat.

choose a FEW questions for discussion, then choose the game and/or music activity

Meditation Version: Psalm 86:8-10

"There is none like you among the gods, O Lord, nor are there any works like yours. All the nations you have made shall come and worship before you, O Lord, and shall glorify your name. For you are great and do wondrous things; you alone are God."

Alternate Memory Version: Psalm 86:8, 10

"There is none like you among the gods, O Lord, nor are there any works like yours. For you are great and do wondrous things; you alone are God."

Understanding the Bible Verse

Who is not like the other gods?

The Lord.

2. How are the gods different from the Lord?

They are only created things, whether they are people or things. They were never meant to be worshiped. They are not all powerful, wise, loving, perfect, or any of the other things that the Lord is.

3. What are works and why can't the other gods' works never compare with the Lord's?

Works are things someone does. Other gods do not have works that can compare to the Lord's because they do not have the same powers He has—they are just creatures.

4. What will all the nations do before the Lord one day?

They will come and worship before Him, they will bring glory to His name.

5. What does it mean to "bring glory" to God's name?

It means to praise God for all the amazing things He is and has done.

6. When do we know that all nations will come and worship before Him?

At the end of time the Bible tells us that He will gather all the nations before Him and that every knee will bow and every tongue confess that Jesus is Lord.

7. What wondrous deeds of the Lord show that He alone is God?

Rescuing His people from Egypt, raising Jesus from the dead, changing the hearts of sinful men to love Him, etc.

Bible Truth Connection Question

1. What does this verse have to do with the **Bible Truth: The LORD Is the Only True God?** *This Bible verse tells us that there is no one like the LORD. If we compare anyone else's deeds to the LORD's, it is easy to see just how great He is. He alone is God and worthy of our worship.*

Story Connection Questions

1. How did the LORD show that He alone is God in today's story?

Artemis was only made of stone. She offered her worshipers nothing. They had lots of money and beautiful things, but their sins could not be forgiven and they did not have true peace or joy. But the Lord worked in the hearts of the Ephesians through His Word & by His Spirit to show them that He, not Artemis, was the Only True God. When they worshiped the Lord as He had always made them too, they found the joy, peace & satisfaction they had always hungered for but never knew in worshipping Artemis.

Life Application Questions

1. How is it encouraging for God's people to know that the LORD does great and marvelous deeds?

No matter how difficult a problem they have, they know that the Lord is able to help them.

2. How can we become God's people? *By turning away from our sins and trusting in Jesus as our Savior.*

3. How should we worship God? *With everything we do: with our minds, with our hearts, with our lips, with our lives.*

ACTS Questions

1. What is something we can praise God for from this Bible verse?

The LORD is the Only, True God. All the nations...all peoples of the earth will come and worship before Him.

2. What is something we can confess to God from this Bible verse? *That though the LORD is the only true God that we all choose to go things our own way instead of obeying Him and loving Him as He deserves. We need a Savior!*

3. What is something we can thank God for from this Bible Verse?

For His great, great deed in saving all who come to Him for forgiveness of sins, trusting in Jesus as their Savior. Oh, to get to be His dear, adopted children, forever! All at the cost of His Son, Jesus!

4. What is something we can ask God for from this Bible Verse?

We can ask that the LORD help us to worship Him alone. We can ask Him to work in our hearts to say no to sin and to trust Jesus as our Savior. And, to fill us with love for Him, the Only True God. We can ask Him to turn the hearts of others to worship and love Him, too. We can ask Him to give us eyes to see His great deeds each day and minds that remember to praise Him for them.

Gospel Question

1. What great deed did the LORD do for sinful people that can never be compared to the deeds of any other god? What is the gospel?

God is the good Creator and King of the world. He made people to worship Him and live by His good laws. But we are all sinners who've rebelled against Him. We all deserve death--God's just, eternal punishment for our sins. How terrible! But God has good news for us. In His great mercy, God sent His Son, Jesus to earth as a man to save sinners. He lived the perfect life that pleases God. (He's the only one who's ever done that!) He offered it up to God His Father as the perfect sacrifice for sins when He suffered and died on the cross. Then, on the third day, Jesus rose from the dead in victory. He had fully paid for the sins of God's people, so they wouldn't have to! Now all who turn away from their sins and trust in Jesus as their Savior will receive forgiveness of sins and eternal life with God. They will be His very own special people who will know Him and enjoy Him forever. We can be God's people, too, if we turn from our sins and trust in Jesus as our own Savior.

Game: Verse Hi-Lo

Materials

Bible verse written up in large print so that all can see
A long pieces of rope

Preparing the Game

1. Make up some questions about the verse and/or story. Use the Bible verse and Story Review Discussion questions, if desired.

Learning the Verse

Some or all of your children may be non- or early readers. Teach the verse in sections, having them say it after you. Repeat a few times. Add clapping or other movement as they say it.

Directions

1. If desired, lead the children in a discussion of a **FEW** of the most important questions before beginning game.
2. Explain the game to them as follows:
Have the children line up in a straight line behind the leader. Explain to them that they will recite the Bible verse and then have a chance to see how high they can jump. After each round, the rope will be raised a little higher. jump across. For caution sake, don't raise it so high that most children will likely trip. One foot high is a good stopping height. Help younger children by holding one of their hands while they jump over. If a child can't make it over, he can answer one of the questions about the verse you prepared to get another chance to jump (Let him have a partner to help with answering their question, if desired.)

Game continues as time and attention span allow.

Optional TAKING IT TO OTHERS Activity: Quiz Questions

Have the children choose a few of the questions from the game to ask the parents/other children during TAKING IT TO OTHERS time. Help pre-readers by whispering the question in their ear and letting them ask it aloud to the parents/other children. Make sure you read the Bible verse aloud before you ask your questions.

Directions:

1. Write words to song in large print before class.
2. Play the song for the children, helping them follow along on the song sheet.
3. Discuss the song, using a few questions from the discussion sheet. *Don't use them all!*
4. Introduce sign language for key words of your choice from sign language sheet for your song. Use as few or as many as you think the children can learn.
5. Sing and sign the song. Sign language as well as large format lyrics and sheet music are found in the PFI Unit Songbook or online.
6. If desired, play the Song Game.

Optional TAKING IT TO OTHERS Activity: Presenting and Singing the Song

1. Sing and sign the song, encouraging the watching children/parents to join in.
2. Ask the class some of the questions listed below. The Bible Truth Connection Question is particularly good to help them understand how the verse ties in with the Bible Truth.

Among the Gods: Psalm 86:8,10

Among the gods, there is none like you, O Lord;
 Nor are there works like yours.
 For you are great
 and do wondrous things, O Lord,
 You alone are God.
 Psalm Eighty-six, eight and ten.

Listen to it on PFI ESV Songs 4, Track 15

Song Game: Mimic Me!

Materials

Sign Language
 Song

Preparing the Game

None.

Playing the Game

1. Practice the song and signs until the children know them well. Choose a person to be the leader and let them decide upon an action for everyone to do as they sing the song, such as jump on one foot, etc.
2. Sing the song while doing the chosen action.
3. Select another child to be the leader.
4. If desired, you can choose a different action for different important words in the song, such as jump on one foot when you sing the word "grace", but clap your hands when you sing the word "Jesus". Ask the children the meaning of each of the words before adding in their action.

Game continues as number of questions, time, and attention span allow.

STORY REVIEW

Directions: Read and discuss Bible Truth, using a FEW of the questions. Play game. Feel free to modify the game to fit your children.

General Story Questions

1. What made Ephesus so rich, luxurious and beautiful?

From money made from business with the Temple of Artemis.

2. What did people say when they saw the Temple of Artemis?

They thought it was the most beautiful building in the world.

3. Why weren't people completely satisfied and happy even though they had so much money, parties and beautiful things? *They did not worship the Only True God, they only worshiped an idol and the things they (thought) they got from the idol.*

4. What did Paul tell the Ephesians was the reason why they would never be satisfied? *Because beautiful things and lots of riches can never satisfy people. Only knowing and loving God, as He created us to can do that.*

5. What did Paul tell the Ephesians they needed to do?

Repent of their sins and trust in Jesus as their Savior.

6. Where did Paul preach? Why do you think he chose to preach from 11 to 4?

Because more people would be able to come during their time off.

7. Who was not pleased about so many people becoming Christians?

The craftsmen who were losing business on selling statues of Artemis.

8. What do you think was going on in the hearts of the craftsmen and Demetrius: a love of Artemis or a love of the money they used to get? Why? *A love of money most of all. They could use the money to get all sorts of things they needed and wanted.*

9. Why did Paul's friends not want Paul to go to the crowd and why did Paul think he should?

Paul's friends thought Paul would be killed. Paul thought he should go because the crowd had gathered because of him. He should take care of the situation himself instead of letting his friends get hurt.

10. Why did the crowd not want Alexander to speak? *Because he was a Jew, not a worshiper of Artemis.*

11. How long did the crowd in the sports stadium chant to Artemis? How many times do you think they probably repeated their chant in two hours?

Two hours! If they said it 10 times a minute x 120 minutes, that would be 1200 times!!!!

12. How did the riot end?

The mayor of Ephesus came and told them they should go home and let the government take care of any problems. They were about to get in trouble for causing a riot.

13. What did Paul tell the Ephesian Christians before he left?

To not go back to the big money and rich parties, but find their contentment and joy in Christ. Trust in God to take care of them, even if things get very hard. He will take care of them!

14. Did the Ephesian Christians stay faithful to the Only True God after Paul left? Yes.

15. How did the Lord help the Ephesians stay faithful to the Lord, even in hard times?

He worked in their hearts by His Holy Spirit to comfort them and help them to keep loving God. He encouraged them by Paul's words and other words from the Bible. He encouraged by Paul coming back to visit them.

Bible Truth Connection Questions

1. What does this story have to do with our **Bible Truth: The LORD Is the Only True God?**

Many Ephesians heard Paul's message and turned from worshiping Artemis to following the Lord as the Only True God. They kept following Him even when it was very hard.

Life Application Questions

1. How will our actions be different if we truly worship the Lord, the Only True God? *They will show worshipful obedience to what pleases Him; they will show a peace and satisfaction that can come only from knowing the Lord.*

2. How will our words be different if we truly worship the Lord, the Only True God? *We will confess the Lord as the Only True God, even if others might make fun of us; we will be careful to use our words to show others what the Lord is like, in terms of purity, love, kindness, etc.*

3. How will our hearts be different if we truly worship the Lord, the Only True God? *They will be satisfied, even if we do not have the same riches, beautiful things, etc. that others do.*

Bible Verse Connection Question

1. What does the story have to do with our **Bible Verse: Psalm 86:8-10**: "There is none like you among the gods, O Lord, nor are there any works like yours. All the nations you have made shall come and worship before you, O Lord, and shall glorify your name. For you are great and do wondrous things; you alone are God!"?

How did the LORD show that Artemis, even with all her beautiful, is nothing compared to the LORD?

Artemis was only made of stone. She offered her worshipers nothing. They had lots of money and beautiful things, but their sins could not be forgiven and they did not have true peace or joy. But the Lord worked in the hearts of the Ephesians through His Word & by His Spirit to show them that He, not Artemis, was the Only True God. When they worshiped the Lord as He had always made them too, they found the joy, peace & satisfaction they had always hungered for but never knew in worshipping Artemis.

ACTS Questions

1. What is something we can praise God for being that we learned in our story?

Praise God for being the only, true God who gives true peace and joy when we come to know Him and worship Him.

2. What is something we can confess as sin that we learned in our story? *Confess that many times, we like the same big money, fancy parties and beautiful things that the Ephesians liked. Many times we choose them over the LORD, even though He is far better than anything they can give us. We need a Savior!*

3. What is something we can thank God for that we learned in our story? *We can thank God that He has sent people to us to tell us about the Only True God. That we don't have to try to be satisfied with things that will never satisfy, but when we repent of our sins and trust in Jesus, we can be forgiven of our sins and become His people, enjoying all the satisfaction and joy of knowing Him.*

4. What is something we can ask God for that we learned in our story?

We can ask Him to help us say no to the temptation to love big money and beautiful things. We can ask Him to help us to find joy in Him, rather than things.

The Gospel

1. What is the good news of Jesus that Paul told the Ephesians? What is the gospel?

God is the good Creator and King of the world. He made people to worship Him and live by His good laws. But we are all sinners who've rebelled against Him. We all deserve death--God's just, eternal punishment for our sins. How terrible! But God has good news for us. In His great mercy, God sent His Son, Jesus to earth as a man to save sinners. He lived the perfect life that pleases God. (He's the only one who's ever done that!) He offered it up to God His Father as the perfect sacrifice for sins when He suffered and died on the cross. Then, on the third day, Jesus rose from the dead in victory. He had fully paid for the sins of God's people, so they wouldn't have to! Now all who turn away from their sins and trust in Jesus as their Savior will receive forgiveness of sins and eternal life with God. They will be His very own special people who will know Him and enjoy Him forever. We can be God's people, too, if we turn from our sins and trust in Jesus as our own Savior.

Game: Beanbag in the Hole

Materials

Paper and pencil

Markers

Story Review Discussion & Quiz Questions

Beanbag

2' by 2' piece of cardboard

Tape

Preparing the Game

1. Choose 20+ questions for your game from the Story Review Discussion Questions, or make up your own.
2. Bend back about 3" along two opposite sides of the cardboard. Cut 3 to 5 holes in the main part of the cardboard that are just large enough for the beanbag to be thrown in easily. Use the tape along the top and bottom to hold back in place the bend sides of the cardboard, making a stand for the target. Use the markers to write point values for each hole in the target.

Playing the Game

Divide the children into two teams. Teams will take turns tossing the beanbag at the target board. Each child gets three chances to get the beanbag in a hole. If he does, the leader reads a question to the child/team. A correct answer is worth as many points as is indicated on the target hole.. If answered incorrectly, the question goes to the other team who can get half the point value for a correct answer.

Game continues until the children find all the questions, or as number of questions, time, and attention span allow.

Non-competitive Option

Don't split into teams. Set a target point number for the group, telling them that together they are going to see how many turns it takes to reach the target number. Have the children take turns tossing the beanbag (three tries each). Tally number of turns on a piece of paper. When the target number has been reached, start over and try to reach the target number in fewer turns.

Optional TAKING IT TO OTHERS Activity: Quiz Questions

Have the children choose a few of the questions from the game to ask the parents/other children during TAKING IT TO OTHERS time. Help pre-readers by whispering the question in their ear and letting them ask it aloud to the parents/other children.

CASE REPLAY ACTIVITIES

Use this guide to review the Case Story and act it out for others to enjoy!

CASE REPLAY, JR: YOUNGEST CHILDREN

Description: The children will act out the story together, everyone doing the same action/sound effect at the same time. This activity is most suitable for kindergarteners.

Materials

The Case RePlay, Jr. script for younger children

Preparation

1. Read through the script and write in the blanks along the side possible actions/sound effects the children could do to act it out.

Instructions

1. Tell the children that they will be re-enacting the story together as you tell it.
2. As you read the script, lead the children in actions/sound effects to do with you.
3. If desired, you can read the script and stop at certain sentences and ask them what a good action/sound effect would be to act out what you just read.
4. Repeat the re-enactment one or two times more.

CASE REPLAY, SR: OLDER CHILDREN

Description: The children act out the story as a three-scene play. You will narrate it using the Case RePlay, Sr. script and they will act it out (no spoken words, for the most part), with each child assuming a different character's role. This activity is most suitable for first grade and up. You will review the story, then practice it a few times before performing it for others.

Materials

The Case RePlay, Sr. script
White board or other large format paper
Costumes and props

Preparation

1. Prepare for the play by choosing costumes and props for each character in the story. Decorate the area with any scenery props.
2. Write the words "Beginning," "Middle," "End" on a large piece of paper/whiteboard with plenty of space under each heading. You will use this paper to help the children think about the story as a three-scene play, as it is presented in the script.

Instructions

1. Tell the children that they will get to act out the story as a three-scene play, with a beginning, Middle and end section. Tell them that before they can act it out, they need to think it out. as you narrate it with your script.
2. Take the children's answers as they recount the story, helping them put key incidents in the right order.
3. If desired, when they have filled in their Beginning, Middle, End, read through your whole (real) script, so they hear exactly what you will have them act out.
4. Then tell the children that it's time to practice acting out the story.
5. Assign parts to each child. If you are using costumes, do NOT give them out at this point. They will be a distraction.
6. Have all the children sit on the floor or in chairs on one side of the "stage," then call the characters up in place as their part in the story comes.
7. As you read the script, guide the children in where you want them to move or do to act it out.
8. After going through the whole script once, give out any costumes and props and act out the script once or twice more.

Optional TAKING IT TO OTHERS Activity: Re-enacting the Story

Read the script as the children act out together (younger) or assuming different roles (older) as the other children or the parents watch.

CASE REPLAY, JR--YOUNGER KIDS (KINDERGARTEN) P.2

Welcome to our play! The name of our story is called: The Case of the Troublesome Tentmaker.

Our story takes place In Ephesus, during New Testament times, about twenty years after Jesus died on the cross and rose from the dead.

And now we present: "The Case of the Troublesome Tentmaker."

Actions:

Scene 1:

The Temple of Artemis made Ephesus one of the richest, most important cities in its time. People brought their money to the Temple to be protected and blessed by Artemis. Many thought the Temple was the most beautiful building in the world. People would hold weddings and worship celebrations in the gardens around the Temple. Many Ephesians became rich from all the people who came to do business and worship at Artemis' Temple. They may have been rich, but they were never truly satisfied or happy because Artemis was only an idol and riches will never satisfy.

Scene 2:

The Lord sent Paul to go to Ephesus to urge them to turn away from worshiping Artemis and worship the LORD, the only true God instead. He came to tell them how they could be saved through Jesus. Paul made his living making tents, but on the Sabbath, he preached at the synagogue. Later, he moved to the Hall of Tyrannus where he would preach from 11 to 4 each day, while the businessmen took their daily work break. Many Ephesians heard about the Lord and came to believe that He, not Artemis, was the only true God. They trusted in Jesus as their Savior.

Scene 3

While Paul was overjoyed at the new believers, the craftsmen who made the souvenirs of Artemis and her Temple were angry. Many people had become Christians. They had stopped buying their souvenirs and they were losing money. Demetrius, a silver-maker, called all the other craftsmen together to stir them up to action against Paul. They didn't find Paul, but seized his two friends Gaius and Aristarchus. They dragged them along with the mob to the big sports stadium to protest, chanting: "Great is Artemis of the Ephesians!" Paul wanted to go talk to the crowd, but his friends urged him not to, afraid he would be hurt or killed. A Jew named Alexander tried to say something to the crowd, but they began to chant "Great is Artemis of the Ephesians!" again when they saw he was a Jew. Finally the leader of the city calmed the crowd and got them to go home. Paul gathered the Ephesian Christians to encourage them to persevere because the Lord not Artemis was the only true God. He would take care of them. Then Paul left the city with his friends. The Ephesians did face many hardships in their city, but the Lord sustained them through them all.

Bible Truth Tie-In:

The Bible Truth we are learning is: **The LORD Is the Only True God.** Many Ephesians heard Paul's message and turned from worshiping Artemis to following the Lord as the Only True God. They kept following Him even when it was very hard.

CASE REPLAY, SR--OLDER KIDS (1ST GRADE AND UP) P.3

Welcome to our play! The name of our story is called: The Case of the Troublesome Tentmaker.

Our story takes place in Ephesus, during New Testament times, about twenty years after Jesus died on the cross and rose from the dead.

The characters in our story are: The Ephesians, Paul, the new believers, Gaius and Aristarchus, Demetrius and the other craftsmen, the city officials, the angry mob.

And now we present: "The Case of the Troublesome Tentmaker."

Scene 1: (Beginning)

The Temple of Artemis made Ephesus one of the richest, most important cities in its time. People brought their money to the Temple to be protected and blessed by Artemis. Many thought the Temple was the most beautiful building in the world. People would hold weddings and worship celebrations in the gardens around the Temple. Many Ephesians became rich from all the people who came to do business and worship at Artemis' Temple. They may have been rich, but they were never truly satisfied or happy because Artemis was only an idol and riches will never satisfy.

Scene 2: (Middle)

The Lord sent Paul to go to Ephesus to urge them to turn away from worshiping Artemis and worship the LORD, the only true God instead. He came to tell them how they could be saved through Jesus. Paul made his living making tents, but on the Sabbath, he preached at the synagogue. Later, he moved to the Hall of Tyrannus where he would preach from 11 to 4 each day, while the businessmen took their daily work break. Many Ephesians heard about the Lord and came to believe that He, not Artemis, was the only true God. They trusted in Jesus as their Savior.

Scene 3: (End)

While Paul was overjoyed at the new believers, the craftsmen who made the souvenirs of Artemis and her Temple were angry. Many people had become Christians. They had stopped buying their souvenirs and they were losing money. Demetrius, a silver-maker, called all the other craftsmen together to stir them up to action against Paul. They didn't find Paul, but seized his two friends Gaius and Aristarchus. They dragged them along with the mob to the big sports stadium to protest, chanting: "Great is Artemis of the Ephesians!" Paul wanted to go talk to the crowd, but his friends urged him not to, afraid he would be hurt or killed. A Jew named Alexander tried to say something to the crowd, but they began to chant "Great is Artemis of the Ephesians!" again when they saw he was a Jew. Finally the leader of the city calmed the crowd and got them to go home. Paul gathered the Ephesian Christians to encourage them to persevere because the Lord not Artemis was the only true God. He would take care of them. Then Paul left the city with his friends. The Ephesians did face many hardships in their city, but the Lord sustained them through them all.

Bible Truth Tie-In:

The Bible Truth we are learning is: **The LORD is the Only True God.** Many Ephesians heard Paul's message and turned from worshiping Artemis to following the Lord as the Only True God. They kept following Him even when it was very hard.

Many Ephesians

Description

Children will make a mask of an Ephesian man.

Materials

Card stock

Markers

Doll curls and craft glue (optional)

Thin "string" elastic

Paper Reinforcers, 2 per child

Preparing the Craft

1. Make a copy of Template #1, one per child. Cut out around face, the eye holes, and the two small holes for the elastic. Stick the paper reinforcers around the holes for the elastic to reinforce.
2. Set out supplies.

Making the Craft

1. Show the sample of the craft you have made.
2. Have the children decorate their masks with markers and, if desired, with the doll curls. The Ephesians, as part of the Greek culture, LOVED CURLS. Men and women would use wax to plaster a head full of curls into their hair, their beards, etc. (The little row of circular shapes on Template #1 are curls)
3. Tie elastic so that it makes a snug fit around head.

Making a Bible Truth Connection

Once the children have settled into their craft, use the Bible Truth- Craft Connection Sheet to lead discussion about the craft. Note that most of these questions echo the questions on the case board, providing a review of what the children learned earlier.

Optional TAKING IT TO OTHERS Activity: Craft Presentation

If you are presenting the craft to other children or parents the children can hold up their crafts (or your model craft) and read their Bible Truth Connection answers to explain the importance of the craft.

CASE CRAFT**Discussion Guide****Instructions:**

As the children are settled into making their craft, ask them these questions to help them understand the craft's significance. Use the answers provided to guide the children's answers.

Discussion Questions

1. Where does our story take place?

In Ephesus.

2. What made the city so special? How did that make many people rich? *The Temple of Artemis. Many Ephesians became rich selling their products or caring for the many people who came to visit the Temple of Artemis.*

3. What did Paul do that made the craftsmen so angry? What did they do to get rid of Paul? *He shared the gospel of Jesus and many people turned away from worshiping Artemis and believed in Jesus instead. The craftsmen began to make less money and they were upset. The craftsmen stirred up a mob to get rid of Paul.*

4. What is Bible Truth that we are learning?

The LORD Is the Only True God.

5. What does our craft have to do with our Bible Truth: The LORD Is the Only True God?

The craftsmen didn't like that so many Ephesians had started to worship the Lord as the only true God and had stopped buying their statues.

6. What can our craft help us remember?

We all can be tempted to love and worship other things besides the Lord, but only He is truly God. Only He will truly satisfy us.

TAKING IT TO OTHERS**Craft Presentation****Instructions:**

Have children hold up your model craft/their crafts. Choose five children (or you say) the five sections below to explain the craft's importance.

Presentation:

1. Our craft is: Many Ephesians

2. In Ephesus, the silversmiths and other craftsmen who made souvenirs of Artemis and her Temple led a riot of many Ephesians to try to stop Paul from telling others about Jesus.


3. Our Bible Truth is: The LORD Is the Only True God.

4. The craftsmen didn't like that so many Ephesians had started to worship the Lord as the only true God and had stopped buying their statues.

5. Our craft can help us remember that we all can be tempted to love and worship other things besides the Lord, but only He is truly God. Only He will truly satisfy us.

Note: Even non-readers can participate in presenting the craft, if you will whisper what they are to say in their ear and let them say it aloud for the others to hear.

Greek Mask



BEFORE CLASS:**1. PICK YOUR PERSON**

VIPPs can be anyone in your church! Typically, they fall into 6 categories: Church staff, Elders, Deacons/deaconesses, Special Volunteers (people who aren't paid, but spend a lot of time helping out in particular ways), Supported Workers (aka missionaries), and Church Members.

2. GATHER YOUR FACTS

Use the VIPP Information Sheet to write down the facts about your VIPP. The information on this worksheet is used in the VIPP activities, listed in the "Choose an Activity" section below.

DURING THE ACTIVITY:**1. INTRODUCE YOUR VIPP**

Introduce your VIPP to the children, using the VIPP Information Sheet. Fill in a set of VIPP Clue Cards with the information for your VIPP. If desired, you can even have the actual person come into class for the children to meet.

Need help describing what someone does for the church in a kid-friendly way? Check out the list of common VIPPs on the Praise Factory website in the PFI resources. There are lots of kid-friendly descriptions for common VIPP's, such as pastors, elders, deacons and a lot more.

2. PRAY!

Lead the children in praying for the VIPP. Ask the children if they would like to pray for one of the VIPPs prayer requests. Even non-readers can pray for the VIPP if you whisper the prayer request in their ear, then let them say it aloud. Never force a child to pray!

3. CHOOSE AN ACTIVITY

There are two activities you can use to help the children learn about the VIPP:

VIPP Clue Cards: These are nine coloring sheets in which children fill in the nine things they learn about the VIPP from the VIPP Information Sheet. Photocopy a set of each child. Use as few or as many of these Clue Cards as you desire.

VIPP Game: This is a game that uses a set of Clue Cards for one or two VIPPs.

Choose a VIPP and fill in his/her information on the VIPP Information Sheet. Fill in a set of VIPP Clue Cards with the information for your VIPP. Tell the children about the VIPP, having them fill in the VIPP Clue Cards with the key facts as they learn them. Write any words the children need to write on a white-board or other piece of paper so they can see how to spell them. Help younger children write these words on their clue cards. Ideas for how to tell the children about many common VIPPs are listed at praisefactory.org with the resources for this Bible Truth.

Optional TAKING IT TO OTHERS Activity: Introduce and Pray for the VIPP

If you are presenting the VIPP to other children or parents you can assign children to hold up the 10 clue cards and say what each card tells about the VIPP. (Or, you can have the children hold them up as you tell what each one means.) Then lead the children in praying for the VIPP.

Stop and Go

Materials

Information for one VIPP

2 Sets of Clue Cards

8 8.5" x 11" Manilla Envelopes

Ball

Blindfold

Bag

Preparing the Game

1. Fill in one set of clue sheets for the VIPP you are using.
2. Tape the other (blank) set of Clue Cards to the outside of the manilla envelopes.
3. Put the filled-in clue cards in the corresponding envelope.
4. Put all the Clue Cards envelopes in a bag, except for the ones with the names and pictures of the VIPPs.

Playing the Game

Reveal: Tell the children about the VIPP, showing them your filled-in clue cards as you tell about them.

Review: Have the children stand or sit in a circle. Choose one child to be the Caller. The Caller stands in the center of the circle, blindfolded. Hand the ball to a child in the circle. At the Caller's "Go" command, the ball is passed around the circle. It is passed around until the Caller says "Stop." Whoever has the ball when the Caller says stop chooses a Clue Card envelope. The child (or the teacher) tells the class the Clue Card category and asks them if they can remember the answer for the VIPP. The envelope is opened to see what the answer is. If the children get it right, the category is retired. If they get it wrong, it goes back into the pile of envelopes.

VIPP INFORMATION SHEET

VIPP NAME:

WHAT VIPP LOOKS LIKE

Man or Woman? _____

Hair color? _____

Eye color? _____

FAVORITE ANIMAL

FAVORITE FOOD

FAVORITE FREE TIME ACTIVITY

WHAT VIPP DOES DURING WEEK

VIPP GROUP OF SERVICE:

Church Member

Deacon

Elder


Church Staff

Special Volunteer

Supported Worker
(Missionary)

3 WAYS VIPP SERVES CHURCH

3 WAYS TO PRAY FOR THE VIPP



BIBLE TRUTH 3 OVERVIEW

Unit 4: The God Who Reveals Himself

Big Question and Answer: "Can Anybody Tell Me What the LORD Is Like? He's Not Like Anyone Else!"

Bible Verse: "O LORD...there is no God like you, in heaven above or on earth beneath." 1 King 8:23

Bible Truth 3 Concept: The LORD Is One God, Yet Three Persons: Father, Son and Holy Spirit

There is only one God; yet, He is God, the Father, the Son, and the Holy Spirit. God the Father reigns over everything according to His perfect wisdom and will. Jesus, God the Son, perfectly loves His Father and delights to obey Him. God, the Holy Spirit, does the will of the Father and the Son. He works in the hearts of God's people. They work together perfectly and they have always enjoyed perfect happiness and oneness in heaven.

The Father, Son and Holy Spirit are called the "Trinity" (Three as one) because they are three separate persons, but only one God. We cannot understand this easily because God is so different from anything else we know.

Bible Truth 3 Bible Verse

Meditation Version: 2 Corinthians 13:14

"May the grace of the Lord Jesus Christ, and the love of God and the fellowship of the Holy Spirit be with you all!"

Bible Truth 3 ACTS Prayer

- A** Father, we praise You for Your wisdom; Jesus, we praise You for Your sacrifice,; and, Holy Spirit, we praise You for Your work in the hearts of God's people. How amazing You are to love sinful people like us as You have!
- C** God, we confess that many times we do not appreciate how great a sacrifice it was for You, Jesus, to leave the perfect fellowship of the Trinity in heaven to come to earth to be the sacrifice for the sins of God's people.
- T** Thank You, God for sending Your Holy Spirit to live in the hearts of Your people. Thank You, Father for Your wonderful plans to save Your people. Thank You, Jesus, for being their Savior.
- S** God, help us to trust You about this great mystery that we cannot understand. Fill us with greater wonder over who You are. Send Your Holy Spirit to work in our hearts that we would turn away from our sins and trust in Jesus as our Savior.

Bible Truth 3 Stories

Lesson 1: The Case of the Perfect Wonderfulness (Old Testament)

Genesis 1-3; John 1:1-3,14,17; Philippians 2:6-11; Colossians 1:15-17; Hebrews 1,12; Revelation 22

Lesson 2: The Case of the Fighting Fire (Story of the Saints)

Lesson 3: The Case of the Singular Son (New Testament)

Matthew 3; Mark 1; Luke 3; John 2

1. GETTING STARTED: Welcome and Opening Songs (*introduce unit and get kids moving with these songs*)

| | |
|---|--|
| <p>Welcome</p> | <p>“Welcome to Praise Factory. We’re so glad you’ve joined us! Here at the PFI we are investigators. (That’s what the “I” stands for!) Investigators look for answers to questions. In PFI, we look for answers to big questions about God. We dig deep down in the truths of God’s Word to find them.”</p> |
| <p>Praise Factory Theme Song</p> | <p>“Let’s sing our Praise Factory Investigator’s theme song.”</p> <p>PFI: Praise Factory Investigators <i>PFI ESV Songs 4, Track 1</i></p> <p>We’re PFI: Praise Factory Investigators, Diggin’ deep down for truths in God’s Word, That’s PFI: Praise Factory Investigators, Diggin’ deep down for truths in God’s Word, We’re looking for answers to very big questions, Big questions about God, If you’re looking for answers to very big questions ‘bout God, come along, Join PFI: Praise Factory Investigators, Diggin’ deep down for truths in God’s Word, That’s PFI: Praise Factory Investigators, Diggin’ deep down for truths in God’s Word. Deep down, diggin’ down, Let’s go diggin’ down, Deep down, diggin’ down, ‘Til answers to all our Big Questions we’ve found. We’re PFI: Praise Factory Investigators, Diggin’ deep down for truths in God’s Word, That’s PFI: Praise Factory Investigators, Diggin’ deep down for truths in God’s Word.</p> |
| <p>Classroom Rules Song</p> | <p>An important part of Praise Factory is helping us worship God and love one another. Our WoGoLOA song reminds us how we should act. Let’s sing it.”</p> <p>WoGoLOA Rules Song <i>PFI ESV Songs 4, Track 2</i></p> <p>Refrain: WoGoLOA means “Worship God and love one another,” WoGoLOA means “Worship God and love one another.”</p> <p>WoGo means “Worship God.” Sound off, 1,2,3, Joyfully take part, Listen to others, Obey your teachers. (<i>Refrain</i>)</p> <p>LOA means “Love One Another.” Sound off, 1,2,3, Be kind, Be encouraging, Help others, help others. (<i>Refrain twice</i>)</p> |

1. GETTING STARTED, continued

| | |
|--|---|
| Opening Prayer | "Let's ask God to help us obey these rules, and to help us worship Him and love one another as we learn more about Him today. Let's pray." <i>Pray.</i> |
| Big Question Under Investigation: | <p>"Now it's time to turn to today's Big Question Under Investigation.</p> <p>It's: Can Anybody Tell Me What the LORD Is Like?</p> <p>"There are many gods that people worship, but none are like the LORD. He is the one, true God. He's not like anyone else! He's always been alive--and He will never die. He's completely good and loving. He's all-powerful and all-wise. And that's just the beginning of what the LORD is like. He is so great! There will always be more of Him to know.</p> <p>So the answer to our Big Question, 'Can Anybody Tell Me What the LORD Is Like?' is: He's Not Like Anyone Else!</p> |
| Big Question 4 and Songs | <p>"Let's sing our Big Question Song(s): <i>choose one or both</i></p> <p>Big Q & A 4 Song <i>PFI ESV Songs 4, Track 3</i> <i>(adapted version of "Have You Ever Seen a Lassie?")</i> Can anybody tell me, Tell me, tell me, Can anybody tell me, What the LORD is like? He's not like anyone else, Anyone else, anyone else, He's not like anyone else, That's what the LORD is like.</p> <p>Big Question 4 Song: <i>PFI ESV Songs 4, Track 4</i> Tell Me <i>Refrain:</i> Tell me, can anybody tell me, Tell me, what the LORD is like? Tell me, can anybody tell me, Tell me, what the LORD is like? He's not like anyone else, He's not like anyone else, He's not like anyone else, He's not like anyone else,</p> <p>He's Omniscient! <i>(He knows all things)</i> Omnipresent! <i>(He's everywhere you can be)</i> Omni-benevolent! <i>(He's always good!)</i> and Omnipotent! <i>(He can do all things!)</i> <i>Refrain</i></p> <p>He's Immutable! <i>(He never changes!)</i> He's Infallible! <i>(He makes no mistakes!)</i> He's Infinite! <i>(There's always more of Him to know!)</i> And purely Righteous! <i>(He has no sin! Not even a teeny, tiny speck!)</i> <i>Refrain</i></p> <p><i>You may also enjoy singing Inspector Graff's ABC's of God</i> <i>PFI ESV Songs 4, Track 5</i></p> |

1. GETTING STARTED, continued**Unit 4
Bible Verse**

You may also enjoy these other versions of this verse:
 In Heaven Above (short version)
 PFI ESV Songs 4, Track 7
 In Heaven Above and Earth Beneath
 PFI ESV Songs 4, Track 8
 O, O LORD
 PFI ESV Songs 4, Track 9
 I Am God
 PFI ESV Songs 4, Track 10

"How do I know this is true? The Bible tells me so!

1 Kings 8:23 tells us: "O LORD there is no God like you."

**Big Question 4 Bible Verse Song
In Heaven Above 1 Kings 8:23**

PFI ESV Songs 4, Track 6

O LORD, there is no God like you.
 In heaven above or on earth beneath,
 O LORD, there is no God like you.
 In heaven above or on earth beneath. (repeat)

In heaven above or on earth beneath,
 There is no God like you.
 In heaven above or on earth beneath,
 There is no God like you. (repeat)

First Kings Eight, twenty-three.

"There may be many gods that people worship, but none is like the LORD. Why? Because He is the one, true God."

2. DIGGING DEEP DOWN: Key Concept and Story (*introduce the Bible Truth and tell the related story*)**Bible Truth 5**

"It's time for us to dig down deeper for answers to our Big Question. We're learning **NINE** Bible Truths that all tell us something about what the LORD is like. Can you remember what they are? (The LORD is a glorious spirit; the only, true God; everywhere, all the time, and knows everything there is to know)

The Bible Truth we are going to be thinking about today is:

The LORD Is One God, Yet Three Persons: Father, Son and Holy Spirit.

There is only one God; yet, He is God, the Father, the Son, and the Holy Spirit. God the Father reigns over everything according to His perfect wisdom and will. Jesus, God the Son, perfectly loves His Father and delights to obey Him. God, the Holy Spirit, does the will of the Father and the Son. He works in the hearts of God's people. They work together perfectly and they have always enjoyed perfect happiness and oneness in heaven.

The Father, Son and Holy Spirit are called the "Trinity" (Three as one) because they are three separate persons, but only one God. We cannot understand this easily because God is so different from anything else we know.

2. DIGGING DEEP DOWN, continued**Bible Truth 5
Hymn**

"Long ago, a man named Reginald Heber was thinking about this Bible truth, too. He wrote a hymn called, "Holy, Holy, Holy." We're going to learn a verse from it."

Holy, Holy, Holy

PFI ESV Songs 4, Track 17

Verse 1

Holy, holy, holy,
Lord God Almighty,
Early in the morning,
Our song shall rise to Thee;
Hoy, holy, holy,
Merciful and mighty!
God in three Persons,
Blessed Trinity!

The LORD--Father, Son, and Holy Spirit-- is the Trinity. All that the Father, Son and Holy Spirit is and does shows us His perfect holiness, mercy, and mightiness. He has shown such love and goodness to sinners by all that He has done that God's people cannot help but call Him the blessed Trinity."

**Bible Truth 5
Bible Verse
and Song**

"The Bible verse we are going to be digging down into for this Bible Truth is:

2 Corinthians 13:14:

"May the grace of the Lord Jesus Christ, and the love of God and the fellowship of the Holy Spirit be with you all."

Each of these things that Paul wants God's people to know and enjoy are gifts from each person of the Trinity: Father, Son and Holy Spirit. Jesus gives them the free, undeserved gifts of salvation through faith in Him. The Father loves His people so much that He gave Jesus to die for them. And, He continues to love them every day of their lives. The Holy Spirit lives inside them, giving them closeness with God (fellowship). He helps them to know, love and obey God better.

We've said our Bible verse, now let's sing it!

May the Grace

PFI ESV Songs 4, Track 18

May the grace of the Lord Jesus Christ,
And the love of God,
And the fellowship of the Holy Spirit,
Be with you all.
May the grace of Lord (Jesus Christ),
And the love of God (God the Father)
And the fellowship of the Holy Spirit,
Be with you all.
Second Corinthians Thirteen, fourteen.

2. DIGGING DEEP DOWN, continued**LESSON 1 STORY****Old Testament Story:****The Case of the Perfect Wonderfulness**

Genesis 1-3;
John 1:1-3,14,17;
Philippians 2:6-11;
Colossians 1:15-17;
Hebrews 1,12;
Revelation 22

"Now it's time for today's story called: **The Case of the Perfect Wonderfulness.**

As you listen to the story, see if you can figure out:

1. What is Perfect Wonderfulness? Who lives in Perfect Wonderfulness?

2. Who else will get to enjoy Perfect Wonderfulness? When?

(If desired, write these questions on a sheet of paper to refer to when the story is finished.)

Read story.

After reading story, ask for the children's answers to the questions.

1. What is Perfect Wonderfulness? Who lives in Perfect Wonderfulness? It is the indescribably wonderful fellowship of love, joy and peace that God the Father, Son and Holy Spirit have with each other.

2. Who else will get to enjoy Perfect Wonderfulness? When? All of God's people will get to enjoy Perfect Wonderfulness when they go to live with God.

Close in prayer. (prayer suggestions included at end of story)

LESSON 2 STORY**Story of the Saints:****The Case of the Fighting Fire**

"Now it's time for today's story called: **The Case of the Fighting Fire.**

As you listen to the story, see if you can figure out:

1. Who set the fighting fire? Why did he chose to fight with fire?

2. What did he hope to tell with the fire? What plant helped him tell it?

(If desired, write these questions on a sheet of paper to refer to when the story is finished.)

Read story.

After reading story, ask for the children's answers to the questions.

1. Who set the fighting fire? What was he fighting with the fire? Patrick. The worship of Bel, the Sun god, the people of Ireland worshiped.

2. What did he hope to tell with the fire? What plant helped him tell it? He hoped to tell about the true God, who is Father, Son and Holy Spirit. A shamrock (three-leaved clover.)

Close in prayer.

2. DIGGING DEEP DOWN, continued**LESSON 3****New Testament Story:****The Case of the Singular Son**

Matthew 3; Mark 1;
Luke 3; John 2

"Now it's time for today's story called: **The Case of the Singular Son.**

As you listen to the story, see if you can figure out:

1. Who was the singular son? Why was he so unusual?

2. What is the most singular thing that the son delight to do for his father?

(If desired, write these questions on a sheet of paper to refer to when the story is finished.)

Read story.

After reading story, ask for the children's answers to the questions.

1. Who was the singular son? Why was he so unusual?

Jesus. He was the Son of God and the son of Mary.

2. What is the most singular thing that the son delight to do for his father? He chose to leave His home in heaven, come to earth as human, suffer and die on the cross to save God's people from their sins.

Close in prayer. (prayer suggestions included at end of story)

3. TAKING ACTION: Response Activities *(choose from among these activities)***Response Activities**

- **ACTS Prayer Activity:** Add your own prayer requests to the ACTS prayer
- **Sneaky Snack:** Story-related snack
- **Bible Truth Review Activity:** Game with questions related to the Bible Truth
- **Bible Truth Hymn:** Music activities to learn a portion of a Bible Truth-related hymn
- **Bible Verse Review Activity:** Game with questions related to Bible Truth Bible verse
- **Bible Verse Song:** Music activities to learn the Bible Verse song
- **Story Review Activity:** Game with questions related to the Bible Truth and Case
- **Case RePlay, Jr. and Sr.:** Two drama activities that review the story: one for younger children, one for older children.
- **Craft:** Story-related craft
- **VIPP (Very Important Prayer Person):** Game and a coloring activity to help children learn about people in your church and how to pray for them.
(VIP resources: found online or at back of this book)

4. TAKING IT TO OTHERS *Optional presentations for the last few minutes of class***Presenting to Other Children**

If you split the children into different response activities, you can gather the children together again and have each small group make presentations to show the other children what they learned. Presentation ideas are included in the resources for each activity.

Presenting to Parents

If you keep your children together for response activities, you can have them make a presentation of something they have learned to their parents when they come to pick them up from class. Presentation ideas are included in the resources for each activity.

5. TAKING IT HOME *(Take Home Sheet)***PFI Pronto**

Give out the PFI Pronto for the case story as well as any other materials as the children are dismissed.

BIBLE TRUTH 3, LESSON 1: PLANNER/OVERVIEW

GETTING STARTED: Welcome and Opening Songs (*introduce unit and get kids moving with these songs*)

Welcome to Praise Factory: PFI: Praise Factory Investigators Theme Song *PFI ESV Songs 4, Track 1*

Rules to Help Us Worship God and Love One Another: WoGoLOA Classroom Rules Song
PFI ESV Songs 4, Track 2

Big Question Under Investigation: Big Question 4 Songs *PFI ESV Songs 4, Tracks 3,4*
Extra Song: Inspector Graff's Rap: The ABC's of God PFI ESV Songs 4, Track 5

Big Question Bible Verse: 1 Kings 8:23 In Heaven Above Song *PFI ESV Songs 4, Track 6*
Extra Unit 4 Bible Verse: In Heaven Above 1 Kings 8:23, ESV (short version) PFI ESV Songs 4, Track 7
Extra Unit 4 Bible Verse: In Heaven Above or Earth Beneath 1 Kings 8:23, ESV (other version) PFI ESV Songs 4, Track 8
Extra Unit 4 Bible Verse: O, O LORD 1 Kings 8:23, ESV (other version) PFI ESV Songs 4, Track 9
Extra Unit 4 Bible Verse: I Am God Deuteronomy 32:3-4, HSCB, PFI ESV Songs 4, Track 10

DIGGING DEEP DOWN: Key Concept and Story (*introduce the Bible Truth and tell the related story*)

Bible Truth 3: The LORD Is One God, Yet Three Persons: Father, Son and Holy Spirit

Bible Truth Hymn: Holy, Holy, Holy, v.1 *PFI ESV Songs 4, Track 17*

Bible Verse: 2 Corinthians 13:14, ESV

Bible Verse Song: May the Grace *PFI ESV Songs 4, Track 18*

Lesson 1 Old Testament Story: The Case of the Perfect Wonderfulness
Genesis 1-3; John 1:1-3,14,17; Philippians 2:6-11; Colossians 1:15-17;
Hebrews 1,12; Revelation 22

TAKING ACTION: Response Activities (*choose from among these activities*)

Snack and Discussion Planner: God's People Enjoying God's Perfect Wonderfulness

ACTS Prayer: Prayer Sheet

Bible Truth Review: Discussion Questions and Game: Rush to Safety

Bible Truth Hymn: Holy, Holy, Holy, v.1 *PFI ESV Songs 4, Track 17*
Song, Sign Language and Song Game: Sign It, Say It, What Does It Mean? **PFI ESV Songs 4 BOOK or ONLINE**

Bible Verse Review: 1 Corinthians 13:14 Discussion Sheet and Game: Balancing Act

Bible Verse Song: May the Grace *PFI ESV Songs 4, Track 18*
Song, Sign Language and Song Game: Pass the Secret Sign **PFI ESV Songs 4 BOOK or ONLINE**

Story Review: Discussion Questions and Game: What's in the Box?

Case RePlay, Jr: Drama Activity for Youngest Children (children do same story actions together)

Case RePlay, Sr: Drama Activity for Most Children (children re-tell story with individual parts)

Craft: God's People from Every People and Language

VIPP (Very Important Prayer Person) Prayer Time: Coloring Sheets (back of book) and Game: Ball Roll Review

TAKING IT HOME: Take Home Sheet for Review and Family Devotions

PFI Pronto: Bible Truth 3, Lesson 1 **PFI ESV Prontos 4 BOOK or ONLINE**

The Case of the Perfect Wonderfulness Genesis 1-3; John 1:1-3,14,17; Philippians 2:6-11; Colossians 1:15-17; Hebrews 1,12; Revelation 22

by Connie Dever

Our story is called:

The Case of the Perfect Wonderfulness.

As you listen to the story, see if you can figure out:

1. What is Perfect Wonderfulness? Who lives in Perfect Wonderfulness?
2. Who else will get to enjoy Perfect Wonderfulness? When?

This is a story that starts out before Old Testament times, goes through New Testament times...goes far into the future.

Really, I can't tell you when this story begins, for it begins long before there were days, months and years. I can't even tell you where it begins, for it began before there was earth with all its mountains and trees, birds and animals...or even heaven filled with angels. But even though I can't tell you when it was or where it was, I can tell you a little bit about what it was like: it was Perfect Wonderfulness!

What is Perfect Wonderfulness? It is perfect love, joy and peace. It is the indescribable happiness and fellowship of knowing and loving the greatest Someone there is to know—and to know Him completely and perfectly. It is living perfectly without sin, basking only in the brilliant, infinite glory of spotless holiness and goodness. It is the best anyone can ever know or be. It is better than anything that you or I can ever, ever, ever imagine.

This story is the most amazing love story about the One who lives in Perfect Wonderfulness. It is the story of the God's love for Himself: Father, Son, and Holy Spirit—who altogether we call "the Trinity:" the Three that are One God.

Before the world began, there was only God, the Father, Son and Holy Spirit. That's all. No people, no angels, no heaven, no earth, no universe. No anything. But God was not lonely; He was completely happy, for the Father, Son and Holy Spirit enjoyed Perfect Wonderfulness. There was nothing more God needed, for God is the most wonderful person anyone can ever know. They loved each other perfectly, they knew each other completely, they delighted in their perfect holiness and glory. God was happier, more satisfied,

and more complete than anything you or I could ever imagine. It had always been that way and it would always be that way.

God, in His Perfect Wonderfulness, decided, for His own pleasure, to create a universe of things that would display His glory: a heaven of millions of glorious angels, a universe of glittering stars, a beautiful, majestic earth of mountains, valleys and plants, overflowing with a countless number of creatures of every kind imaginable. Best of all, He would create for Himself a people who even though very, very different and small compared with His great, glorious, infinite Self; yet, who had a tiny spirit like His to be filled up with as much of His perfect closeness, love, happiness as they could hold. Then they could share a bit of the Perfect Wonderfulness that God the Father, Son and Holy Spirit shared together.

God the Father knew His perfect plan for His creation from start to finish. God the Son and the Holy Spirit delighted to carry it out. God the Son was ready to create all things that the Father wanted. The Holy Spirit hovered over the formless, emptiness that was to be the world, waiting the Father's command: "Let there be light...let there be dry ground...let there be plants...let there be birds...let there be animals and fish..." Everything that God the Father desired to create in the heavens and the earth, God the Son delighted to be created through Himself in absolute perfection.

Everything was good that God the Father planned and was created through the Son, but the best was yet to come. Now He would make the people for whom

Story-telling Tips

Ahead of time:

1. Read the Bible verses and story. Pray!
2. Create story cue cards on index cards (or highlight text).
3. Practice telling story dramatically, timing your presentation. Shorten, if necessary to fit your allotted time.
4. Decorate area with story props that help bring your story alive.

During your presentation:

1. Maintain as much eye contact as possible as you tell the story. Point to/use props at important points in the story. Include the kids in your story with a few questions about what they think will happen or words/concepts that might be new to them.
2. Watch the kids for signs that their attention span has been reached. Shorten, if necessary.

He had planned to enjoy Him and His Perfect Wonderfulness in a way unlike all of His other creations.

“Let’s make humans in our own image,” God the Father said to the Son and the Holy Spirit, “with an invisible spirit inside their bodies so they can know Us and enjoy our Perfect Wonderfulness.” So man was created through the Son of God from the soil of the ground; and then woman was made from the man’s rib. God breathed life into them and they were alive.

How delightful it was to be alive! The man and woman—Adam and Eve—looked at all the beautiful things God had created and were amazed at His glory they displayed. They loved each other and enjoyed close fellowship. Best of all, they delighted in the Perfect Wonderfulness of knowing God. Every day was filled with knowing more of Him by exploring all of the delightful creation He gave them; and most of all, by enjoying God’s close fellowship with them. Being with God was Perfect Wonderfulness!

But for humans, the Perfect Wonderfulness wouldn’t last. In heaven a great angel called Satan led many angels to rebel against God. God cast them out of heaven, for nothing sinful may live in the presence of His Perfect Wonderfulness. In his fury, Satan worked to spoil the Perfect Wonderfulness that people knew with God. Satan tempted Adam and Eve to disobey God by eating from the one tree from which they were commanded not to eat—the Tree of the Knowledge of Good and Evil. “If you eat from this tree, then you will die,” God had told them. Adam and Eve ate its fruit and terrible changes came. They tried to hide from God.

“Your sin has broken the wonderful fellowship you had with Me,” God told them. Now all people deserve separation from Me and My Perfect Wonderfulness forever. But I will send a Savior to crush Satan and make the way for sinners to know Me and My Perfect Wonderfulness again,” He promised.

Who was that Savior to be? God always knew who it would be: it would be Jesus, God the Son. Only He could pay for the sins of God’s people and restore them to the Perfect Wonderfulness of knowing God.

But what of the Perfect Wonderfulness God the Father, Son and Holy Spirit knew? Would the Father really send His Son away from that perfect fellowship?

Would the Son really set aside the perfect happiness of their fellowship to save sinners? Yes, He would! God the Son delighted to do His Father’s will, even this very, painful, hard thing. So He left the fullness of that fellowship with the Father and the Holy Spirit and took on the skin and bones of a human baby. He was named Jesus, “God saves.” He was still completely God, but now He was completely man, too.

When Jesus grew up, He traveled all over Israel healing sick people and teaching about God. He told them He had come to be their Savior, so that all who repent of their sins and believe in Him would be saved. The Holy Spirit would come and live inside them. Through Him, they would know God and some of His Perfect Wonderfulness right here on earth. He promised He was going to heaven to make a place for them. When they died, they would go and live there forever and be completely filled up with God’s Perfect Wonderfulness.

Every day, Jesus prayed to His Father; the Holy Spirit comforted Him; and He delighted to carry out His Father’s plan. Yet He longed to finish His work on earth to be finished and He would go home to enjoy the fullness of God’s Perfect Wonderfulness again. Would that would not come until after the day He paid for the sins of God’s people on the cross.

What a terrible day of pain and suffering that was for Jesus! His body hurt terribly, but that wasn’t the worst of what He suffered. For when Jesus offered His life up in the place of His people’s, part of what He offered up was the Perfect Wonderfulness He knew with God the Father and the Holy Spirit. “My God, my God, why have you forsaken Me!” the Son of God cried out, as He was cut off from Them. How great was God’s love that He would even do this in order that we might know Him and His Perfect Wonderfulness, though we have done nothing at all to deserve it!

But not even death could cut off the perfect Son of God forever! Jesus completely paid the punishment for God’s people’s sins when he suffered and died on the cross. On the third day after He died, Jesus rose up from the grave as the conqueror of sin and death forever. He rose to heaven to be restored fully again to the Perfect Wonderfulness of fellowship with God the Father and Holy Spirit.

What rejoicing there was then and will always be! Rejoicing over the Perfect Wonderfulness of God's fellowship enjoyed by God the Father, Son and Holy Spirit. And, rejoicing over the restored fellowship that all God's people can now have with God, too. Here on earth, they will get glimmers of Perfect Wonderfulness through the Holy Spirit living in their heart. But later in heaven, it will full, bursting-at-the-seams enjoyment of God's Perfect Wonderfulness. And it will last forever and ever.

Cracking the Case:

It's time to answer our Case Questions.

1. What is Perfect Wonderfulness? Who lives in Perfect Wonderfulness? It is the indescribably wonderful fellowship of love, joy and peace that God the Father, Son and Holy Spirit have with each other.

2. Who else will get to enjoy Perfect Wonderfulness? When? All of God's people will get to enjoy Perfect Wonderfulness when they go to live with God.

Something For You and Me

Our Bible Truth is:

The LORD Is One God, Yet Three Persons: Father, Son and Holy Spirit

Our Bible Verse is: 2 Corinthians 13:14

"May the grace of the Lord Jesus Christ, and the love of God and the fellowship of the Holy Spirit be with you all."

What a difficult idea the Trinity is for us: The Lord who is One God, yet Three Persons! But is that so surprising that our great God who made everything and knows everything is greater than our little human minds can understand? How amazing that God would want to share the Perfect Wonderfulness of the Father, Son and Holy Spirit with sinful people! That will be the most indescribably awesome thing anyone has ever or could ever experience! Let's praise God for being Father, Son and Holy Spirit. Let's praise Him for calling sinful people—even people like you and me—to share in His Perfect Wonderfulness, when we repent of our sins and turn and trust in Him. Let's ask Him to work in our hearts that we would, by His Holy Spirit, know some of His Perfect Wonderfulness right here on earth...and one

day, be among those in heaven who are filled up forever and ever, with as much of His Perfect Wonderfulness as they can hold.

Close in prayer.

Closing ACTS Prayer

A God, we praise You for being perfectly wonderful and satisfied in Himself. Praise Him for being Father, Son and Holy Spirit.

C God, we confess that we have not acted like knowing Him and obeying Him is perfect wonderfulness. We choose to live life our own way. We need Jesus to save us.

T God, we thank You for sending Your Son, Jesus, to save sinners. Thank You for sending the Holy Spirit to live inside the hearts of Your people.

S God, we ask that You would work in our hearts that we might turn away from our sins and trust in Jesus as our Savior. Fill our hearts with Your Holy Spirit so we can know some of Your Perfect Wonderfulness now. Take us home to be with You, one day, so we can be filled up completely with Your Perfect Wonderfulness.

Special Words

Perfect Wonderfulness: A made up description of the perfect fellowship of love, joy and peace that God the Father, Son and Holy Spirit enjoys.

Trinity: A word that people use to describe the idea that the LORD is one God, but three persons--Father, Son and Holy Spirit.

ACTS PRAYER ACTIVITY

Use this sheet to write down your ACTS Prayer

Instructions:

Use this sheet to help the children apply the Bible Truth into a prayer. You can use the ACTS provided or even better, have the kids think of their own applications. Also have the children add their personal requests to the prayer, too. Lead the children in the prayer or let them pray sections, with your help. Never force a child to pray! Non-readers can participate by you whispering a section of the prayer into their ear and allowing them to pray it aloud for the group.

ADORATION:

Father, we praise You for Your wisdom; Jesus, we praise You for Your sacrifice,; and, Holy Spirit, we praise You for Your work in the hearts of God's people. How amazing You are to love sinful people like us as You have!

God, we praise You for being.....

Add your own Adorations:

CONFESSION:

God, we confess that many times we do not appreciate how great a sacrifice it was for You, Jesus, to leave the perfect fellowship of the Trinity in heaven to come to earth to be the sacrifice for the sins of God's people.

God, we have sinned against You....

Add your own Confessions:

THANKSGIVING:

Thank You, God for sending Your Holy Spirit to live in the hearts of Your people. Thank You, Father for Your wonderful plans to save Your people. Thank You, Jesus, for being their Savior.

God, we thank You for...

Add your own Thanksgivings:

SUPPLICATION:

God, help us to trust You about this great mystery that we cannot understand. Fill us with greater wonder over who You are. Send Your Holy Spirit to work in our hearts that we would turn away from our sins and trust in Jesus as our Savior.

God, we need Your help...

Add your own Supplication:

SNEAKY SNACK

Can you figure out how this snack ties in with our case?

Snack: God's People Enjoying God's Perfect Wonderfulness

Smiley face tortillas made with pepperoni eyes, pineapple chunk or mushroom slice nose, and shredded cheese mouth to represent the Perfect Wonderfulness that the Father, Son and Holy Spirit know together and that God's people enjoy a taste of now by the Spirit living in their hearts and will know completely in heaven.

This is only a suggestion. Feel free to modify. Be mindful of allergy issues among your children!

Case Tie-in: By God's Holy Spirit living in their hearts, God's people get to enjoy a taste of what it will be like to know God in all His perfect wonderfulness one day in heaven. How happy that makes them here on earth! Yet how much happier it will make them in heaven

SOUL FOOD

Food for thought during snack time

1. What does the snack have to do with the story?

Choose a few questions from the other activity discussion sheets to talk about during this snack time.

2.

3.

4.

5.

6.

7.

Directions: Read and discuss Bible Truth, using a FEW of the questions. Play game. Feel free to modify the game to fit your children.

The LORD Is One God, Yet Three Persons: Father, Son and Holy Spirit

There is only one God; yet, He is God, the Father, the Son, and the Holy Spirit. God the Father reigns over everything according to His perfect wisdom and will. Jesus, God the Son, perfectly loves His Father and delights to obey Him. God, the Holy Spirit, does the will of the Father and the Son. He works in the hearts of God's people. They work together perfectly and they have always enjoyed perfect happiness and oneness in heaven.

The Father, Son and Holy Spirit are called the "Trinity" (Three as one) because they are three separate persons, but only one God. We cannot understand this easily because God is so different from anything else we know.

Understanding the Bible Truth

1. What is a "person"? *We think someone has to be a human to be a person, but person really means someone who has a separate personality or characteristics. God the Father, Son and Holy Spirit each are persons. They have separate personalities, roles and characteristics. They are not like people "persons" who each live separately from one another. They exist together. They are just one God, eternal, all powerful, all knowing, infinitely wise, holy, loving, etc. This is more than human minds can understand.*
2. What does God the Father, the Son, and the Holy Spirit each do? *God the Father reigns over everything according to His perfect wisdom and will. Jesus, God the Son, perfectly loves His Father and delights to obey Him. God, the Holy Spirit, does the will of the Father and the Son. He works in the hearts of God's people.*
3. How do they work together? What do they enjoy together? *They work together perfectly and they have always enjoyed perfect happiness and oneness in heaven.*
4. What do we call the Father, Son and Holy Spirit? What does it mean? *The Father, Son and Holy Spirit are called the "Trinity" (Three as one) because they are three separate persons, but only one God.*
5. Can something about God be true even though we don't understand it? Why? *Yes. Because He is so much greater than we are.*

Story Connection Questions

How does the case story point to the **Bible Truth: The LORD Is One God, Yet Three Persons: Father, Son and Holy Spirit**:

1. Why is Perfect Wonderfulness a good description of the fellowship of the Father, Son and Holy Spirit? *Because the fellowship they know together is the most wonderful thing that anyone can ever imagine.*
2. How do God's people know about the Trinity? *They read about the Father, Son and Holy Spirit in the Bible; they know the love of God who sent Jesus to die for their sins; they know the fellowship of the Holy Spirit in their hearts.*

Bible Verse Connection Question

1. What does our Bible Truth have to do with our Bible Verse: **2 Corinthians 13:14** "May the grace of the Lord Jesus Christ, and the love of God and the fellowship of the Holy Spirit be with you all."?
Each of these three things that Paul wants God's people to know and enjoy are gifts from each person of the Trinity: Father, Son and Holy Spirit. Jesus gives them the free, undeserved gifts of salvation through faith in Him. The Father loves His people so much that He gave Jesus to die for them. And, He continues to love them every day of their lives. The Holy Spirit lives inside them, giving them closeness with God (fellowship). He helps them to know, love and obey God better.

Life Application Questions

1. How can knowing about the Trinity be an encouragement to God's people? *When they are fearful or going through hard times, they can think of all that God the Father, Son and Holy Spirit has done for them already. They can think about the Perfect Wonderfulness they will get to enjoy forever in heaven when these hard days are over.*
2. How can we become God's people? *By turning away from our sins and trusting in Jesus as our Savior.*

ACTS Questions

1. What is something we can praise God for because of this Bible Truth?

Praise God the Father for His wisdom, God the Son for His sacrifice, God the Holy Spirit for His work in the hearts of God's people.

2. What are sins we can confess to God because of this Bible Truth? *Confess that we forget to appreciate how great a sacrifice it was for Jesus to leave the perfect fellowship of the Trinity in heaven to come to earth to be the sacrifice for the sins of God's people.*

3. What is something we can thank God for because of this Bible Truth?

Thank God for sending the Holy Spirit, Himself, to dwell in the hearts of His people.

4. What is something we can ask God for because of this Bible Truth?

Ask God to help us trust Him about this great mystery we cannot understand and to fill us with greater awe over who He is.

The Gospel

1. What was God, the Father, Son and Holy Spirit's wonderful plan to save His sinful people? What's the gospel?

God is the good Creator and King of the world. He made people to worship Him and live by His good laws. But we are all sinners who've rebelled against Him. We all deserve death--God's just, eternal punishment for our sins. How terrible! But God has good news for us. In His great mercy, God sent His Son, Jesus to earth as a man to save sinners. He lived the perfect life that pleases God. (He's the only one who's ever done that!) He offered it up to God His Father as the perfect sacrifice for sins when He suffered and died on the cross. Then, on the third day, Jesus rose from the dead in victory. He had fully paid for the sins of God's people, so they wouldn't have to! Now all who turn away from their sins and trust in Jesus as their Savior will receive forgiveness of sins and eternal life with God. They will be His very own special people who will know Him and enjoy Him forever. We can be God's people, too, if we turn from our sins and trust in Jesus as our own Savior.

Game: Rush to Safety

Materials

Construction Paper
 CD and CD player
 Masking Tape
 Small bowl or bag
 Bible Truth Questions

Preparing the Game

1. Choose 20+ questions for your game from the Bible Truth Discussion Questions, or make up your own.
2. Write the Bible Truth questions on small thin strips of paper (or make a photocopy of the Bible Truth Discussion Questions and Simply cut them into strips) and put them in the bag/bowl.
3. Cut circles about 9" in diameter, enough for every child but one.
4. Tape the circles on the floor around the room.

Playing the Game

Point out the safety spot circles on the floor. Tell the children that you will tell the children to move however you command them to move, such as march, walk, skip, crab crawl, etc. (BUT NOT RUN!!!) when you play the music. But when the music stops, they are to get to a safety spot. Show them that there is one spot too few for them all so that someone will be caught out. and they. As it gets slower, they march slower, etc. Suddenly stop the music and the children scramble for the beanbags. The child who has no safety spot picks a question for the class to answer. If the class answers it correctly, then the child is added back into the group. If not, then the child stays out and another safety spot is removed.

Game continues as number of questions, time, and attention span allow.

NOTE: Have the children who are "out" help make up actions for the other children to do, put them in charge of the music, etc. along with you. This will keep them happily occupied as they continue.

Non-competitive Option

Have the child without a safety spot choose a question for the class, but then join the game, even if the class gets it wrong. Add the question back into the bag for further review. Don't reduce the number of safety spots.

Optional TAKING IT TO OTHERS Activity: Quiz Questions

Have the children choose a few of the questions from the game to ask the parents/other children during TAKING IT TO OTHERS time. Help pre-readers by whispering the question in their ear and letting them ask it aloud to the parents/other children. Make sure you read the Bible verse aloud before you ask your questions.

Directions:

1. Write words to song in large print before class.
2. Play the song for the children, helping them follow along on the song sheet.
3. Discuss the song, using a few questions from the discussion sheet. *Don't use them all!*
4. Introduce sign language for key words of your choice from sign language sheet for your song. Use as few or as many as you think the children can learn.
5. Sing and sign the song. Sign language as well as large format lyrics and sheet music are found in the PFI Unit Songbook or online.
6. If desired, play the Song Game.

Optional TAKING IT TO OTHERS Activity: Presenting and Singing the Song

1. Sing and sign the song, encouraging the watching children/parents to join in.
2. Ask the class some of the questions listed below. The Bible Truth Connection Question is particularly good to help them understand how the song ties in with the Bible Truth.

Holy, Holy, Holy

Verse 1

Holy, holy, holy,
 Lord God Almighty,
 Early in the morning,
 Our song shall rise to Thee;
 Holy, holy, holy,
 Merciful and mighty!
 God in three Persons,
 Blessed Trinity!

Listen to it on PFI ESV Songs 4, Track 17

Understanding the Song

1. What does "holy" mean? *Completely good and loving; completely set apart from anything that is sinful.*
2. What does the song say holy three times? *To say that He is very, very holy.*
3. What does "Lord God Almighty" mean? *"Lord" spelled with a little "o-r-d" means a ruler or master over others. But "LORD" with all capital letters is the name of God. It means "I Am Who I Am." Almighty means the LORD is mightier than anything or anyone else.*
4. What does "Thee" mean? *An Old English word that means "you", still used by some today to show special respect to God.*
5. What does it mean for our song to rise to God? *We think of heaven as up, so we say our song rises up for God to hear us.*
6. Why is the morning an especially good time to praise God? *Each day is a gift from Him, filled with plans He has for us. When we start the day worshipping God, we are remembering to seek after His will for the day, that we might please Him in all we do.*
7. What does "blessed" mean? *Knowing God's favor or pleasure.*
8. What does "Trinity" mean and who is the Trinity? *Unity of Three, or Three that is One. The Father, Son and Holy Spirit are the Trinity.*
9. What is the Trinity called blessed? *The Trinity is blessed because only God is perfect. He is pleased with Himself more than anyone else. No one is wonderful as He. Also, God's people call the Trinity blessed because there is no one or nothing more wonderful than Him for us to know. And, it is because of the amazing plan of the Trinity that they can know some of His Perfect Wonderfulness now, and will know it as completely as humans can when they go to heaven.*

Bible Truth Connection Question

1. How does this song relate to our Bible Truth: **The LORD Is One God, Yet Three Persons: Father, Son and Holy Spirit?**

The LORD--Father, Son, and Holy Spirit-- is the Trinity. All that the Father, Son and Holy Spirit is and does shows us His perfect holiness, mercy, and mightiness. He has shown such love and goodness to sinners by all that He has done that God's people cannot help but call Him the blessed Trinity.

Story Connection

1. How does this song relate to today's story? *The Lord: Father, Son and Holy Spirit enjoy the Perfect Wonderfulness of God's holiness. Together they displayed to humans, His infinite mercy and mighty power through the creation of all things and through the amazing salvation of sinful people that they might know Him and enjoy His Perfect Wonderfulness forever.*

Bible Verse Connection Question

1. What does this hymn have to do with our Bible Verse: **2 Corinthians 13:14**: "May the grace of the Lord Jesus Christ, and the love of God and the fellowship of the Holy Spirit be with you all.?"

The Trinity--God, the Father, Son and Holy Spirit--is blessed to God's people because of their gifts of grace, love and fellowship.

Life Application Questions

1. How can God's people be affected by the message of this song? *They can praise God for being completely holy, merciful and mighty. They can ask God to help them to know Him better that they might delight in Him most of all.*

2. How can we become God's people? *By turning away from our sins and trusting in Jesus as our Savior.*

ACTS Questions

1. What is something we can praise God for from this hymn?

Praise God for being three Persons, Father, Son and Holy Spirit. Praise God for being holy.

2. What are sins we can confess to God from this hymn?

While God is holy, we are not. We disobey God. We deserve God's punishment! We need a Savior!

3. What is something we can thank God for from this hymn?

We can thank God for not just being holy and punishing us as we deserve, but sending Jesus to save all those who would ever turn from their sins and trust Him as their own Savior.

4. What is something we can ask God for from this hymn?

That God would work in our hearts that we might turn from our sins and trust Jesus as our Savior. Ask Him to forgive us our sins through Jesus. Help us to be holy, living our lives to please Him.

Gospel Question

1. God is holy: great and good. Nothing sinful can live in His presence. Yet, God made a way for His sinful people to live with Him forever. Can you tell me what it is? What is the gospel?

God is the good Creator and King of the world. He made people to worship Him and live by His good laws. But we are all sinners who've rebelled against Him. We all deserve death--God's just, eternal punishment for our sins. How terrible! But God has good news for us. In His great mercy, God sent His Son, Jesus to earth as a man to save sinners. He lived the perfect life that pleases God. (He's the only one who's ever done that!) He offered it up to God His Father as the perfect sacrifice for sins when He suffered and died on the cross. Then, on the third day, Jesus rose from the dead in victory. He had fully paid for the sins of God's people, so they wouldn't have to! Now all who turn away from their sins and trust in Jesus as their Savior will receive forgiveness of sins and eternal life with God. They will be His very own special people who will know Him and enjoy Him forever. We can be God's people, too, if we turn from our sins and trust in Jesus as our own Savior.

Song Game: Sign It, Say It, What Does It Mean?

Materials

Sign Language signs used in song, particularly choose words with important meanings you want the children to learn, such as “grace”, “redeem”, etc.

Bag or bowl

Preparing the Game

1. Cut out signs and put in bowl.

Playing the Game

1. Practice the song and signs until the children know them well. Then put all the signs we’ve learned in this bag/ bowl and mix them up.
2. Ask one of the children to choose a sign, but not show it to anyone...but you, if they need some help.
3. Ask the child to do the sign for the rest of the children and see if the other children can guess which one it is. Do the sign with the child, if desired.
4. When the children guess the sign, ask them the meaning of the word. If no one guesses the sign, put it back in the bowl to be picked again.
5. Choose another child to pick a new sign from the bag and continue.

NOTE: You might want to sing the song after you do each word or couple of words.

Game continues as number of questions, time, and attention span allow.

choose a FEW questions for discussion, then choose the game and/or music activity

Bible Truth 5 BIBLE VERSE**Meditation Version: 2 Corinthians 13:14**

“May the grace of the Lord Jesus Christ, and the love of God and the fellowship of the Holy Spirit be with you all.”

Understanding the Bible Verse

1. What is “grace”? *Grace is receiving an undeserved gift; or being treated with favor that you don’t deserve.*
2. What is the grace of the Lord Jesus Christ? *The gift of His leaving the perfection of fellowship with the Father and the Holy Spirit to live as a human and offer up His life as the perfect payment for the sins of His people.*
3. What is the love of God like? *So great that He would send His Son to suffer and die as the perfect sacrifice for His people.*
4. What is fellowship? *Loving, caring, knowing someone as a close friend.*
5. What is the fellowship of the Holy Spirit? *His living in the hearts of His people, so that they know and love God closely.*
6. Who is the “you all” that the Father, Son and Holy Spirit will be with? *Christians: those who confess their sins to God, trusting in Jesus for forgiveness for them and who turn and live their lives in obedience to Him.*
7. Why would Paul (who wrote these words to the Corinthians) want them to have these three things? *These are the three greatest gifts of the Trinity to us: forgiveness for sins, for God to love them, and to know and love God.*

Bible Truth Connection Question

1. What does this verse have to do with the **Bible Truth: The LORD Is One God, Yet Three Persons: Father, Son and Holy Spirit**? *Each of these things that Paul wants God’s people to know and enjoy are gifts from each person of the Trinity: Father, Son and Holy Spirit. Jesus gives them the free, undeserved gifts of salvation through faith in Him. The Father loves His people so much that He gave Jesus to die for them. And, He continues to love them every day of their lives. The Holy Spirit lives inside them, giving them closeness with God (fellowship). He helps them to know, love and obey God better.*

Story Connection Questions

1. How does this verse relate to our story? *The grace of Jesus, the love of God and the fellowship of the Holy Spirit are all wonderful displays of God’s plan to share His Perfect Wonderfulness with His people.*

Life Application Questions

1. How can God’s people apply this verse to their lives? *They can praise God: Father, Son and Holy Spirit for giving His people all they need to know Him and love Him. They can praise Him that He would have chosen to include His people—just creatures—in the Perfect Wonderfulness of who He is through the grace of Jesus, the love of God, and the fellowship of the Holy Spirit.*
2. How can we become God’s people? *By turning away from our sins and trusting in Jesus as our Savior.*

ACTS Questions

1. What is something we can praise God for from this Bible Verse? *Praise God the Father for His great love for His people, shown through Jesus; God’s Son, gift of salvation for His people.*
2. What is something we can confess to God from this Bible Verse? *We can confess that many times we don’t think about how great God’s love for His sinful people is, that He would choose to send His Son to earth, where He would not enjoy all of the Perfect Wonderfulness of fellowship in heaven with God the Father and Holy Spirit.*
3. What is something we can thank God for from this Bible Verse? *We can thank God for His great love for His people, choosing to save them even though they have rebelled against Him.*
4. What is something we can ask God for from this Bible Verse?
We can ask God to work in our hearts that we would want to turn away from disobeying Him and trust in this wonderful Jesus as our own Savior. We can ask His that we might know His love, receive the gift of salvation through Jesus, and know the Holy Spirit’s fellowship in our hearts.

Gospel Question

1. How did God show His love to His people? What is the undeserved gift that Jesus gave to His people: what is the gospel?

God is the good Creator and King of the world. He made people to worship Him and live by His good laws. But we are all sinners who've rebelled against Him. We all deserve death--God's just, eternal punishment for our sins. How terrible! But God has good news for us. In His great mercy, God sent His Son, Jesus to earth as a man to save sinners. He lived the perfect life that pleases God. (He's the only one who's ever done that!) He offered it up to God His Father as the perfect sacrifice for sins when He suffered and died on the cross. Then, on the third day, Jesus rose from the dead in victory. He had fully paid for the sins of God's people, so they wouldn't have to! Now all who turn away from their sins and trust in Jesus as their Savior will receive forgiveness of sins and eternal life with God. They will be His very own special people who will know Him and enjoy Him forever. We can be God's people, too, if we turn from our sins and trust in Jesus as our own Savior.

Game: Balancing Act

Materials

Bible verse written up in large print so that all can see
 10 or so various balance-able items, per team
 (erasers, plates, rulers, books, shoes, etc.)
 Paper, marker
 2 baskets/boxes per team

Preparing the Game

1. Make copy of the verse per team and cut it apart into as many parts as there are items per team. Number these verse pieces in order.
2. Make a sign per team of the verse. If you have a lot of non- or early readers, write the verse in easy to read print, numbering each word/section that correspond to the sections on the cut-up version of the verse. If your children are all proficient readers, do not write the verse on the poster board, but simply draw lines and number them 1-10, corresponding to the 10 verse pieces.
3. Write down and cut out the numbers used on the verse pieces and put in a little bag or jar.
4. Use masking tape to mark starting line. Tape the verse pieces to the items and make a pile for each team at the far end of the relay area.
5. Place items for each team in a basket and place at each team's starting point. Place the other baskets at the other end of the relay area.

Learning the Verse

Some or all of your children may be non- or early readers. Teach the verse in sections, having them say it after you. Repeat a few times. Add clapping or other movement as they say it.

Directions

1. If desired, lead the children in a discussion of a **FEW** of the most important questions before beginning game.
2. Explain the game to them as follows:
 Divide the children into teams and have them line up at a start line. Have the whole group say the verse together. Then draw a number from the bag. Tell the first person in each line to pick an item from the basket at the starting line. They are to put it on their head, and balance it down to the other end. If they drop the item, they just pick it up and continue from that point. When they get there, they are to put their balanced item in the basket and then say the verse to the leader. The leader will then give them the piece of verse with the number on it that was drawn. The two children then rush back to their team with the verse piece and sit down at the back of the line. When all items have been taken down to the other end and all verse pieces retrieved, have been retrieved, they will then put all the pieces in verse order. If working with less confident readers, point out to them that they can use the sign you made and the numbers in the verse pieces as hints to help them line it up properly. After getting it in order, the team will finish by saying the verse all together. The first team to do so, wins.

Non-competitive Option

Don't divide the children into teams. Have them say the verse together, then have one child retrieve the correctly numbered verse piece for the group. Everyone assembles and says the verse together at the end.

Optional TAKING IT TO OTHERS Activity: Quiz Questions

Have the children choose a few of the questions from the game to ask the parents/other children during TAKING IT TO OTHERS time. Help pre-readers by whispering the question in their ear and letting them ask it aloud to the parents/other children. Make sure you read the Bible verse aloud before you ask your questions.

Directions:

1. Write words to song in large print before class.
2. Play the song for the children, helping them follow along on the song sheet.
3. Discuss the song, using a few questions from the discussion sheet. *Don't use them all!*
4. Introduce sign language for key words of your choice from sign language sheet for your song. Use as few or as many as you think the children can learn.
5. Sing and sign the song. Sign language as well as large format lyrics and sheet music are found in the PFI Unit Songbook or online.
6. If desired, play the Song Game.

Optional TAKING IT TO OTHERS Activity: Presenting and Singing the Song

1. Sing and sign the song, encouraging the watching children/parents to join in.
2. Ask the class some of the questions listed below. The Bible Truth Connection Question is particularly good to help them understand how the song ties in with the Bible Truth.

May the Grace: 2 Corinthians 13:14

May the grace of the Lord Jesus Christ,
And the love of God,
And the fellowship of the Holy Spirit,
Be with you all.

May the grace of Lord (Jesus Christ),
And the love of God (God the Father)
And the fellowship of the Holy Spirit,
Be with you all.

Second Corinthians Thirteen, fourteen.

Listen to it on PFI ESV Songs 4, Track 18

Song Game: Pass the Secret Sign**Materials**

Sign Language signs used in song, particularly choose words with important meanings you want the children to learn, such as "grace", "redeem", etc.

Bag or bowl

Blindfold

Preparing the Game

1. Cut out signs and put in bowl.

Playing the Game

1. Practice the song and signs until the children know them well.
2. Have all the children stand in a tight circle, except one, "It" who will stand in the Middle of the circle, blindfolded.
3. Have the children in the circle to put their hands behind their backs. Choose a sign from the bag and hand to a child in the circle, still keeping hands behind their backs, not looking at the sign.
4. When "It" says "Pass the Secret Sign", the children will begin to pass the sign around behind their backs.
5. When "It" says "Stop the Passing!" the child who has the sign freezes with the sign behind his back.
6. The child with the sign brings it around and looks at it. You can help the child practice the sign.
7. Then take the blindfold off of "It", watch the child with the card do the sign, then have "It" guess the name of the sign. (If desired, "It" can ask another child in the circle for help with their guess.)
8. The holder of the sign then becomes "It." Sing the song with all the signs, then repeat.

STORY REVIEW

Directions: Read and discuss Bible Truth, using a FEW of the questions. Play game. Feel free to modify the game to fit your children.

General Story Questions

1. Who lived before anything else? *God.*
2. Why wasn't God lonely, even though He was the only one who lived? *Because of the Perfect Wonderfulness the Father, Son and Holy Spirit enjoyed together.*
3. What is Perfect Wonderfulness? *It is perfect love and joy and peace. It is the indescribable happiness and fellowship of knowing and loving the greatest Someone there is to know, completely and perfectly. It is living perfectly without sin, but basking only the brilliant, infinite glory of spotless holiness and goodness. It is the best anyone can ever know or be. It is better than anything that you or I can ever imagine.*
4. Why did God create the world? *For His own pleasure.*
5. What did the Father do in creation? *He planned it perfectly.*
6. What did the Son do in creation? *All things were made through Him.*
7. What did the Spirit do in creation? *Hovered over the emptiness, waiting God's command.*
8. How did God make humans different from the rest of creation? *They were made in His image, with a spirit to know and love Him.*
9. What did Lucifer do to ruin Adam and Eve's relationship with God? *Tempted them to disobey Him.*
10. What was the consequence of Adam and Eve's disobedience? *They became dead in their spirits. They could no longer know the Perfect Wonderfulness of God that they had known.*
11. Why did God promise Adam and Eve? *That He would send a Savior to make a way so that even sinful, rebellious humans can once more know Him and His Perfect Wonderfulness.*
12. Who was the Savior God sent and what was so amazing that He would come to save us? *Jesus. It was amazing that God the Father would want to send His Son and that the Son would be willing to leave complete Perfect Wonderfulness to become a man.*
13. What was so especially hard for Jesus about dying on the cross? *Why did He do it, even though He did not want to? It was not just the physical pain, it was bearing the spiritual pain of paying for His people's sins by being cut off from the Perfect Wonderfulness of the Father and the Holy Spirit (in the place of His people). He did it because He always delighted to do His Father's will most of all (and because He loved His people and wanted them to be with Him and to see His glory.)*
14. What is Jesus doing in heaven for His people? *He sends the Holy Spirit to live in their hearts; and, He is preparing a place for them to live with Him and experience all the Perfect Wonderfulness of the Father, the Son and the Holy Spirit that humans can know.*

Bible Truth Connection Questions

1. What does this story have to do with our **Bible Truth: The LORD Is One God, Yet Three Persons: Father, Son and Holy Spirit**? *This is the story of the Perfect Wonderfulness that the Father, Son and Holy Spirit enjoy together and of how He created people to enjoy it, too.*

Life Application Questions

1. What is something new you learned about the Trinity (Father, Son, Holy Spirit) ?
2. Why will heaven be the best place we can ever be? *Because only there can we experience all the Perfect Wonderfulness of God that we can possibly know.*
3. How can we become one of God's people? *By turning away from our sins and trusting in Jesus as our Savior.*

Bible Verse Connection Question

1. What does the story have to do with our **Bible Verse: 2 Corinthians 13:14**: "May the grace of the Lord Jesus Christ, and the love of God and the fellowship of the Holy Spirit be with you all." *The grace of Jesus, the love of God and the fellowship of the Holy Spirit are all wonderful displays of God's plan to share His Perfect Wonderfulness with His people.*

ACTS Questions

1. What's something we can praise God for from this story? *Praise God for being perfectly wonderful, always satisfied in Himself, Father, Son and Holy Spirit.*
2. What's something we can confess from this story? *Confess that we have acted like knowing and serving God is not perfect wonderfulness. We choose to disobey Him and to live life our own way.*
3. What's something we can thank God for from this story? *Thank God for sending the Holy Spirit, Himself, to dwell in the hearts of God's people.*
4. What is something we can ask God for, from this story?
We can ask God to work in our hearts, helping us to turn away from our sins and trust Jesus as our own Savior. We can ask Him to put His Holy Spirit in our hearts that we might know some of His Perfect Wonderfulness now; and then all of it we can know, one day in heaven.

The Gospel

1. Why would Jesus, God's Son leave the Perfect Wonderfulness of heaven? What is the gospel?
God is the good Creator and King of the world. He made people to worship Him and live by His good laws. But we are all sinners who've rebelled against Him. We all deserve death--God's just, eternal punishment for our sins. How terrible! But God has good news for us. In His great mercy, God sent His Son, Jesus to earth as a man to save sinners. He lived the perfect life that pleases God. (He's the only one who's ever done that!) He offered it up to God His Father as the perfect sacrifice for sins when He suffered and died on the cross. Then, on the third day, Jesus rose from the dead in victory. He had fully paid for the sins of God's people, so they wouldn't have to! Now all who turn away from their sins and trust in Jesus as their Savior will receive forgiveness of sins and eternal life with God. They will be His very own special people who will know Him and enjoy Him forever. We can be God's people, too, if we turn from our sins and trust in Jesus as our own Savior.
2. How long would the Athenians wait before someone brought them that message? *600 years!!*
3. Why was it so important that Paul tell the Athenians about the unknown God, even though they worshiped so many other gods? *Because even though the Athenians worshiped many gods, none of them were the Lord, the one true God. They, like all of us, had rebelled against His good laws and deserved His forever punishment. The sacrifices they made to their gods were no good. They needed to turn from their sins and trust in Jesus as the Savior who came to make the one sacrifice that could satisfy God's just punishment. Paul wanted them to turn and trust in Jesus so that they could be forgiven and be saved to live as God's people, knowing Him and loving Him forever.*

Game: What's in the Box?

Materials

10-20 Various props or pictures with an association with the story
Paper and Marker
Large box or basket
Story Review Questions

Preparing the Game

1. Choose 20+ questions for your game from the Story Review Discussion Questions, or make up your own.
2. Place the props/pictures in the box.

Playing the Game

Divide the children into two teams. Teams will take turn having one of their members reach into the box and pull out a story prop/picture. He will show it to his team and they will come up with an answer as to how that particular prop relates to the story. A correct answer wins 2 points for the team. The team can double their points if they can also tell something from the story they learned about God or about how He wants His people to live. If the team is unable to come up with an answer, then the other team can give an answer for 1 point. For extra fun, you can add some props/pictures that have nothing to do with the story, making the children eliminate them....or even try to think of way it could be added to the story.

Game continues until all children get to pull out a prop/picture,, or as number of questions, time, and attention span allow.

Non-competitive Option

Have the children sit down in a circle around the box. Have the children take turns pulling props/pictures out of the box for the other children to tell what it has to do with the story.

Optional TAKING IT TO OTHERS Activity: Quiz Questions

Have the children choose a few of the questions from the game to ask the parents/other children during TAKING IT TO OTHERS time. Help pre-readers by whispering the question in their ear and letting them ask it aloud to the parents/other children.

CASE REPLAY ACTIVITIES

Use this guide to review the Case Story and act it out for others to enjoy!

CASE REPLAY, JR: YOUNGEST CHILDREN

Description: The children will act out the story together, everyone doing the same action/sound effect at the same time. This activity is most suitable for kindergarteners.

Materials

The Case RePlay, Jr. script for younger children

Preparation

1. Read through the script and write in the blanks along the side possible actions/sound effects the children could do to act it out.

Instructions

1. Tell the children that they will be re-enacting the story together as you tell it.
2. As you read the script, lead the children in actions/sound effects to do with you.
3. If desired, you can read the script and stop at certain sentences and ask them what a good action/sound effect would be to act out what you just read.
4. Repeat the re-enactment one or two times more.

CASE REPLAY, SR: OLDER CHILDREN

Description: The children act out the story as a three-scene play. You will narrate it using the Case RePlay, Sr. script and they will act it out (no spoken words, for the most part), with each child assuming a different character's role. This activity is most suitable for first grade and up. You will review the story, then practice it a few times before performing it for others.

Materials

The Case RePlay, Sr. script
White board or other large format paper
Costumes and props

Preparation

1. Prepare for the play by choosing costumes and props for each character in the story. Decorate the area with any scenery props.
2. Write the words "Beginning," "Middle," "End" on a large piece of paper/whiteboard with plenty of space under each heading. You will use this paper to help the children think about the story as a three-scene play, as it is presented in the script.

Instructions

1. Tell the children that they will get to act out the story as a three-scene play, with a beginning, Middle and end section. Tell them that before they can act it out, they need to think it out. as you narrate it with your script.
2. Take the children's answers as they recount the story, helping them put key incidents in the right order.
3. If desired, when they have filled in their Beginning, Middle, End, read through your whole (real) script, so they hear exactly what you will have them act out.
4. Then tell the children that it's time to practice acting out the story.
5. Assign parts to each child. If you are using costumes, do NOT give them out at this point. They will be a distraction.
6. Have all the children sit on the floor or in chairs on one side of the "stage," then call the characters up in place as their part in the story comes.
7. As you read the script, guide the children in where you want them to move or do to act it out.
8. After going through the whole script once, give out any costumes and props and act out the script once or twice more.

Optional TAKING IT TO OTHERS Activity: Re-enacting the Story

Read the script as the children act out together (younger) or assuming different roles (older) as the other children or the parents watch.

CASE REPLAY, JR--YOUNGER KIDS (KINDERGARTEN) P.2

Welcome to our play! The name of our story is called: The Case of the Perfect Wonderfulness.

Our story starts out before the world began and in continues through Old Testament times before Jesus came to earth, then continues into New Testament times, when Jesus lived here, then continues all the way until the end of time.

And now we present: "The Case of the Perfect Wonderfulness."

Actions:

Scene 1:

From long before the beginning of the world, God the Father, Son and Holy Spirit enjoy the perfect wonderfulness of each other. This is an indescribable happiness of perfect love and fellowship. Yet for His own pleasure, God decided to create a universe as a glorious display of who He is. God the Father knew His perfect plan for Creation; God the Son was ready to create all the Father desired. God the Holy Spirit hovered over the formless earth, waiting the Father's command. Through the Son, all things in the Father's perfect plan were created: stars, planets, trees, oceans, animals, birds, fish, etc. Then God said, "Let us make people in our own image." Through God the Son, Adam and Eve were made. He formed them with a spirit in them so they could know and love God...and enjoy His Perfect Wonderfulness.

Scene 2:

At first, Adam and Eve enjoyed God's wonderful creation, close fellowship with each other, and most of all, the Perfect Wonderfulness of God without anything to spoil it. How wonderful it was! But Satan, the enemy of God, tempted them to sin against God. They lost their fellowship with God and faced death for their sins. But God promises to one day send a Savior who will defeat Satan and make the way for sinful, rebellious humans to once more know Him and His Perfect Wonderfulness

Scene 3:

God the Father loved the world so much that He sent His Son, Jesus, to be the promised Savior. The Son delighted to obey the Father in doing this very hard thing. He came to earth to be born a baby. Jesus was fully God and now He fully man, too. Jesus taught many people about God. He prayed to His Father, He was comforted by the Holy Spirit; but, He longed to be in the complete Perfect Wonderfulness with the Father and the Holy Spirit. He didn't want to suffer on the cross, but delighted to do His Father's will even more than avoid the pain. He died as the perfect payment for God's people's sins. He was cut off from the Perfect Wonderfulness, while He suffered on the cross, saying, "My God, My God, why have you forsaken Me." Jesus rose from the dead and returned to all of the Perfect Wonderfulness of the Father and Holy Spirit. Then He sent the Holy Spirit to live in the hearts of God's people. Even now He is preparing a place for each of them in heaven so that when they die, they will live there with Him and know all of the Perfect Wonderfulness of God that they can know.

Bible Truth Tie-In:

The Bible Truth we are learning is: **The LORD Is One God, Yet Three Persons: Father, Son and Holy Spirit.** This is the story of the Perfect Wonderfulness that the Father, Son and Holy Spirit enjoy together and of how He created people to enjoy it, too.

CASE REPLAY, SR--OLDER KIDS (1ST GRADE AND UP) P.3

Welcome to our play! The name of our story is called: The Case of the Perfect Wonderfulness.

Our story starts out before the world began and in continues through Old Testament times before Jesus came to earth, then continues into New Testament times, when Jesus lived here, then continues all the way until the end of time.

The characters in our story are: God the Father, God the Son and God the Holy Spirit. Satan, Adam and Eve, Jesus (as a man), God's people.

NOTE: We have made signs for the kids to hold with the words "God the Father, Son, Holy Spirit" on them. You can draw a smiley face on each sign to stand for perfect wonderfulness. You can also add glitter to stand for glory.

And now we present: "The Case of the Perfect Wonderfulness."

Scene 1: (Beginning)

From long before the beginning of the world, God the Father, Son and Holy Spirit enjoy the perfect wonderfulness of each other. This is an indescribable happiness of perfect love and fellowship. Yet for His own pleasure, God decided to create a universe as a glorious display of who He is. God the Father knew His perfect plan for Creation; God the Son was ready to create all the Father desired. God the Holy Spirit hovered over the formless earth, waiting the Father's command. Through the Son, all things in the Father's perfect plan were created: stars, planets, trees, oceans, animals, birds, fish, etc. Then God said, "Let us make people in our own image." Through God the Son, Adam and Eve were made. He formed them with a spirit in them so they could know and love God...and enjoy His Perfect Wonderfulness.

Scene 2: (Middle)

At first, Adam and Eve enjoyed God's wonderful creation, close fellowship with each other, and most of all, the Perfect Wonderfulness of God without anything to spoil it. How wonderful it was! But Satan, the enemy of God, tempted them to sin against God. They lost their fellowship with God and faced death for their sins. But God promises to one day send a Savior who will defeat Satan and make the way for sinful, rebellious humans to once more know Him and His Perfect Wonderfulness

Scene 3: (End)

God the Father loved the world so much that He sent His Son, Jesus, to be the promised Savior. The Son delighted to obey the Father in doing this very hard thing. He came to earth to be born a baby. Jesus was fully God and now He fully man, too. Jesus taught many people about God. He prayed to His Father, He was comforted by the Holy Spirit; but, He longed to be in the complete Perfect Wonderfulness with the Father and the Holy Spirit. He didn't want to suffer on the cross, but delighted to do His Father's will even more than avoid the pain. He died as the perfect payment for God's people's sins. He was cut off from the Perfect Wonderfulness, while He suffered on the cross, saying, "My God, My God, why have you forsaken Me." Jesus rose from the dead and returned to all of the Perfect Wonderfulness of the Father and Holy Spirit. Then He sent the Holy Spirit to live in the hearts of God's people. Even now He is preparing a place for each of them in heaven so that when they die, they will live there with Him and know all of the Perfect Wonderfulness of God that they can know.

Bible Truth Tie-In:

The Bible Truth we are learning is: **The LORD Is One God, Yet Three Persons: Father, Son and Holy Spirit.** This is the story of the Perfect Wonderfulness that the Father, Son and Holy Spirit enjoy together and of how He created people to enjoy it, too.

God's People from Every People and Language

Description

Children will cut out and decorate paper dolls representing God's People coming from every people and language in the world.

Materials

Roll(s) of white gift wrapping paper or other long roll of white paper, 52" in length

White card stock

Pen

Markers/crayons

Scraps of fabric, trim, feathers, sequins, etc. and craft glue(optional)

Scissors

OR, Picture of people with world background and Coloring supplies

Preparing the Craft

1. Copy one of Template #1 onto white cardstock. Cut out. This will be your tracing guide.
2. Cut out long strips of white paper, 52" long x 6" wide.
3. Fold the long, white paper in half, length wise, then half again. Keep folding it this way until it is folded to the size of Template #1.
4. Trace the outline of Template #1 onto the top fold section of the white paper, making sure that arms extend to edge of folds. If necessary, extend the arms longer than the template.
5. Repeat this for each child's paper.

OR, Simply copy picture of people from around the world with the world behind it, and set out coloring supplies.

Making the Craft

1. Show the sample of the craft you have made.
2. Have the children cut along the outline you have drawn on their white paper. Make sure to remind them NOT to cut apart the arms along the fold!
3. Have the children unfold their people and decorate them like people from different parts of the world with the markers/crayons or with fabric scraps, etc. and glue. You can show them the pictures of people from different parts of the world included in Figure #1 to give them ideas.

OR, color picture.

Making a Bible Truth Connection

Once the children have settled into their craft, use the Bible Truth- Craft Connection Sheet to lead discussion about the craft. Note that most of these questions echo the questions on the case board, providing a review of what the children learned earlier.

Optional TAKING IT TO OTHERS Activity: Craft Presentation

If you are presenting the craft to other children or parents the children can hold up their crafts (or your model craft) and read their Bible Truth Connection answers to explain the importance of the craft.

CASE CRAFT**Discussion Guide****Instructions:**

As the children are settled into making their craft, ask them these questions to help them understand the craft's significance. Use the answers provided to guide the children's answers.

Discussion Questions

1. What did God the Father, Son and Holy Spirit enjoy together from long before the beginning?

The complete satisfaction of the fellowship of their Perfect Wonderfulness.

2. Who did God plan to create to share His Perfect Wonderfulness?

God's people.

3. What would God's Son, Jesus, do to make it possible for sinful people to share in God's Perfect Wonderfulness?

He came to earth to be their Savior.

4. What is Bible Truth we are learning?

The LORD Is One God, Yet Three Persons: Father, Son and Holy Spirit.

5. What does our craft have to do with our Bible Truth: The LORD Is One God, Yet Three Persons: Father, Son and Holy Spirit?

God made His perfect plan for all of creation, but best of all was His plan for His people. God the Father planned a people to share in His Perfect Wonderfulness; God the Son would save them from their sins; and God the Holy Spirit would fill them with new hearts to love Him and know His Perfect Wonderfulness.

6. What can this craft help us remember?

All who turn from their sins and trust in Jesus will share in a taste of God's Perfect Wonderfulness beginning here on earth and then be filled up with it forever in heaven.

TAKING IT TO OTHERS**Craft Presentation****Instructions:**

Have children hold up your model craft/their crafts. Choose five children (or you say) the five sections below to explain the craft's importance.

Presentation:

1. Our craft is God's People from Every People and Language.

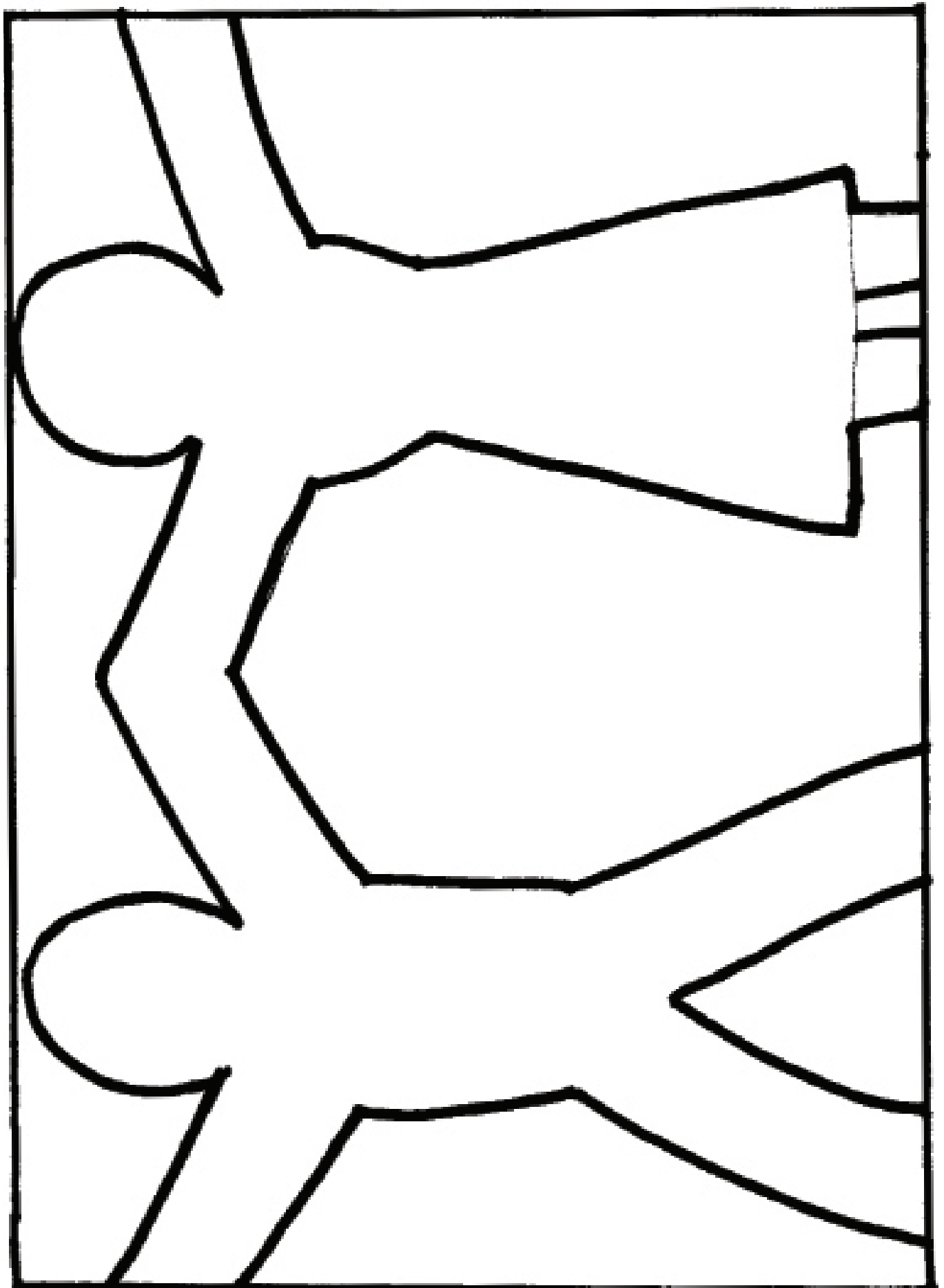
2. Before the beginning of the world, God, the Father, Son and Holy Spirit planned to create His people who He would save from their sins so they could share and enjoy in His Perfect Wonderfulness forever.

3. Our Bible Truth is: The LORD Is One God, Yet Three Persons: Father, Son and Holy Spirit.


4. God made His perfect plan for all of creation, but best of all was His plan for His people. God the Father planned a people to share in His Perfect Wonderfulness; God the Son would save them from their sins; and God the Holy Spirit would fill them with new hearts to love Him and know His Perfect Wonderfulness.

5. Our craft can help us remember that all who turn from their sins and trust in Jesus will share in a taste of God's Perfect Wonderfulness beginning here on earth and then be filled up with it forever in heaven.

Note: Even non-readers can participate in presenting the craft, if you will whisper what they are to say in their ear and let them say it aloud for the others to hear.







BEFORE CLASS:**1. PICK YOUR PERSON**

VIPPs can be anyone in your church! Typically, they fall into 6 categories: Church staff, Elders, Deacons/deaconesses, Special Volunteers (people who aren't paid, but spend a lot of time helping out in particular ways), Supported Workers (aka missionaries), and Church Members.

2. GATHER YOUR FACTS

Use the VIPP Information Sheet to write down the facts about your VIPP. The information on this worksheet is used in the VIPP activities, listed in the "Choose an Activity" section below.

DURING THE ACTIVITY:**1. INTRODUCE YOUR VIPP**

Introduce your VIPP to the children, using the VIPP Information Sheet. Fill in a set of VIPP Clue Cards with the information for your VIPP. If desired, you can even have the actual person come into class for the children to meet.

Need help describing what someone does for the church in a kid-friendly way? Check out the list of common VIPPs on the Praise Factory website in the PFI resources. There are lots of kid-friendly descriptions for common VIPP's, such as pastors, elders, deacons and a lot more.

2. PRAY!

Lead the children in praying for the VIPP. Ask the children if they would like to pray for one of the VIPPs prayer requests. Even non-readers can pray for the VIPP if you whisper the prayer request in their ear, then let them say it aloud. Never force a child to pray!

3. CHOOSE AN ACTIVITY

There are two activities you can use to help the children learn about the VIPP:

VIPP Clue Cards: These are nine coloring sheets in which children fill in the nine things they learn about the VIPP from the VIPP Information Sheet. Photocopy a set of each child. Use as few or as many of these Clue Cards as you desire.

VIPP Game: This is a game that uses a set of Clue Cards for one or two VIPPs.

Choose a VIPP and fill in his/her information on the VIPP Information Sheet. Fill in a set of VIPP Clue Cards with the information for your VIPP. Tell the children about the VIPP, having them fill in the VIPP Clue Cards with the key facts as they learn them. Write any words the children need to write on a white-board or other piece of paper so they can see how to spell them. Help younger children write these words on their clue cards. Ideas for how to tell the children about many common VIPPs are listed at praisefactory.org with the resources for this Bible Truth.

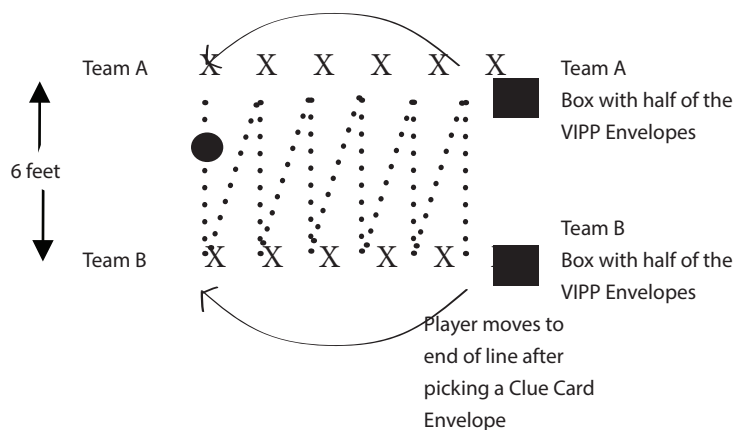
Optional TAKING IT TO OTHERS Activity: Introduce and Pray for the VIPP

If you are presenting the VIPP to other children or parents you can assign children to hold up the 10 clue cards and say what each card tells about the VIPP. (Or, you can have the children hold them up as you tell what each one means.) Then lead the children in praying for the VIPP.

Ball Roll Review

Materials

Information Sheet for one VIPP
 2 Set of Clue Cards
 Ball
 8 8.5" x 11" Manilla Envelopes
 Tape
 Pen and Markers
 2 Boxes



Preparing the Game

1. Fill in one set of clue sheets for the VIPP you are using.
2. Tape the other (blank) set of Clue Cards to the outside of the manilla envelopes.
3. Put the filled-in clue cards in the corresponding envelope.
4. Put half the Clue Card Envelopes in one box and the other half in the other box. These are the Team A and Team B Boxes.

Playing the Game

Reveal: Tell the children about the VIPP, showing them your filled-in clue cards as you tell about them.

Review: Have the children break into two even groups and sit down on the floor facing each other, with about a 6' spread between the 2 lines (see diagram above). For Round 1, Give the ball to the first child in Team A and have them roll it across to the child on Team B directly across from them. Then, that Team B child rolls it back across to the next child on Team A, etc. all the way down the line to the last child on Team B. The last child to get the ball will then pick a Clue Card envelope out of their team's box. They (or the teacher) will tell the group and the Clue Card category by looking at the picture of the Clue Card on the outside of the envelope. Have the children try to remember the VIPP's answer to the category. If the class gets it right, the category is "retired". If they get it wrong, then it gets put back in the pile of category envelopes. The child who picked the Clue Card, then takes their place at the other end of the line. They begin Round 2 by rolling the ball to the first person on Team A, etc. This time, the ball will end up with the last child in the Team A line. ending with the last child in the other line, who gets up and chooses a clue from their Clue Card box. Continue until all the clues have been chosen/answered correctly.

VIPP INFORMATION SHEET

VIPP NAME:

WHAT VIPP LOOKS LIKE

Man or Woman? _____

Hair color? _____

Eye color? _____

FAVORITE ANIMAL

FAVORITE FOOD

FAVORITE FREE TIME ACTIVITY

WHAT VIPP DOES DURING WEEK

VIPP GROUP OF SERVICE:

Church Member

Deacon

Elder

Church Staff

Special Volunteer

Supported Worker
(Missionary)

3 WAYS VIPP SERVES CHURCH

**3 WAYS TO PRAY FOR
THE VIPP**

BIBLE TRUTH 3, LESSON 2: PLANNER/OVERVIEW

GETTING STARTED: Welcome and Opening Songs (*introduce unit and get kids moving with these songs*)

Welcome to Praise Factory: PFI: Praise Factory Investigators Theme Song *PFI ESV Songs 4, Track 1*

Rules to Help Us Worship God and Love One Another: WoGoLOA Classroom Rules Song
PFI ESV Songs 4, Track 2

Big Question Under Investigation: Big Question 4 Songs *PFI ESV Songs 4, Tracks 3,4*
Extra Song: Inspector Graff's Rap: The ABC's of God PFI ESV Songs 4, Track 5

Big Question Bible Verse: 1 Kings 8:23 In Heaven Above Song *PFI ESV Songs 4, Track 6*
Extra Unit 4 Bible Verse: In Heaven Above 1 Kings 8:23, ESV (short version) PFI ESV Songs 4, Track 7
Extra Unit 4 Bible Verse: In Heaven Above or Earth Beneath 1 Kings 8:23, ESV (other version) PFI ESV Songs 4, Track 8
Extra Unit 4 Bible Verse: O, O LORD 1 Kings 8:23, ESV (other version) PFI ESV Songs 4, Track 9
Extra Unit 4 Bible Verse: I Am God Deuteronomy 32:3-4, HSCB, PFI ESV Songs 4, Track 10

DIGGING DEEP DOWN: Key Concept and Story (*introduce the Bible Truth and tell the related story*)

Bible Truth 3: The LORD Is One God, Yet Three Persons: Father, Son and Holy Spirit

Bible Truth Hymn: Holy, Holy, Holy, v.1 *PFI ESV Songs 4, Track 17*

Bible Verse: 2 Corinthians 13:14, ESV

Bible Verse Song: May the Grace *PFI ESV Songs 4, Track 18*

Lesson 2 Story of the Saints: Story: The Case of the Fire Fighter

TAKING ACTION: Response Activities (*choose from among these activities*)

Snack and Discussion Planner: Patrick's Bonfire

ACTS Prayer: Prayer Sheet

Bible Truth Review: Discussion Questions and Game: Circus Lions

Bible Truth Hymn: Holy, Holy, Holy, v.1 *PFI ESV Songs 4, Track 17*
Song, Sign Language and Song Game: Mimic Me! **PFI ESV Songs 4 BOOK or ONLINE**

Bible Verse Review: 2 Corinthians 13:14 Discussion Sheet and Game: Bowling Ball Verse

Bible Verse Song: May the Grace *PFI ESV Songs 4, Track 18*
Song, Sign Language and Song Game: Word Take Away **PFI ESV Songs 4 BOOK or ONLINE**

Story Review: Discussion Questions and Game: Egg Toss

Case RePlay, Jr: Drama Activity for Youngest Children (children do same story actions together)

Case RePlay, Sr: Drama Activity for Most Children (children re-tell story with individual parts)

Craft: High King Loaghaire

VIPP (Very Important Prayer Person) Prayer Time: Coloring Sheets (Back of Book); Game: Over, Under & Throw

TAKING IT HOME: Take Home Sheet for Review and Family Devotions

PFI Pronto: Bible Truth 3, Lesson 2 **PFI ESV Prontos 4 BOOK or ONLINE**

The Case of the Fighting Fire

by Connie Dever

Our story is called:**The Case of the Fighting Fire.****As you listen to the story, see if you can figure out:**

1. Who set the fighting fire? Why did he chose to fight with fire?
2. What did he hope to tell with the fire? What plant helped him tell it?

This story doesn't take place in Bible times. It takes place around 432, starting in the castle of Niall of the Nine Hostages, High King of Ireland.

"Our enemies, the Romans, are losing control over Britain," Niall told his officers. "Now's the time to raid her villages and take what we want. Prepare the ships!"

Before long, Niall's ships sailed across the Irish Sea and anchored near the village of Bannaven Taberneae in Britain. Soldiers snuck ashore and raided Bannaven Taberneae and other villages, stealing riches and kidnapping people, until their ships could hold no more. Among those kidnapped was Maewyn Succat, the sixteen-year-old son of an important church leader in Bannaven Taberneae. Maewyn's father was a godly man, but his son was nothing like him. Maewyn loved to have wild parties with his friends. His father had urged him to turn from his sins and trust in Jesus as his Savior, but Maewyn refused. He wanted nothing to do with God. Now both father and friends were gone. Was God gone, too? Maewyn wondered what would happen to him next.

In Ireland, Maewyn was sold to Miliuc, a mighty chieftain who owned lots of land. He made Maewyn work out in the rain and cold as a shepherd. Milliuic wasn't just a chieftain, he was also a Druid. Druids were men trained to talk to gods and the spirits of dead people. The Irish people believed in many gods, but especially honored Bel, the Sun God. They also believed that everything in the earth, sea and sky has a spirit, not just people. They believed that Bel was the one who gave life to people and to everything in nature. Druids cast magic spells and held ceremonies that were supposed to keep these gods and spirit happy. Maewyn learned all about the Irish gods and watched Miliuc and the other Druids perform their ceremonies. He was disgusted with what he saw. He thought their

gods were only idols.

Life as a slave was hard for Maewyn, but the Lord used to make changes in his heart. He remembered what his father had told him about God. He confessed his sins and trusted in Jesus as his Savior. God forgave his sins and filled his heart with the Holy Spirit. Now Maewyn wanted to live for God.

Not long after becoming a Christian, Maewyn escaped from Miliuc and sailed back to Britain. His love for God and the Bible grew and grew. He went to a special school to become a priest (like a pastor) so he could spend his life teaching others about God. He was baptized and given a new, special Christian name: Patrick.

The Lord had brought Maewyn the gift of salvation through his time in Ireland and now the Lord was sending him back to Ireland to share that same good news with others. "The Irish don't know the one, true God. They only know idols and spirits. They depend upon Druids. I want to go to Ireland to tell them about Jesus," Patrick exclaimed.

Soon Patrick and twenty-five other men set sail for Ireland, praying that the Lord would show them how to reach the Irish people with the gospel.

"If Ireland is to believe in the good news of Jesus, the people must that it is the Lord who is God, not Bel or any of the other Irish gods," Patrick told his men. "We must confront the High King Laoghaire, son of Niall, and the Druids. Then the people will have courage to listen to our words. I have a plan," he said.

"Easter day falls at the same time as Beltaine, the Great Feast of Bel. We will use their celebration of the

Story-telling Tips

Ahead of time:

1. Read the Bible verses and story. Pray!
2. Create story cue cards on index cards (or highlight text).
3. Practice telling story dramatically, timing your presentation. Shorten, if necessary to fit your allotted time.
4. Decorate area with story props that help bring your story alive.

During your presentation:

1. Maintain as much eye contact as possible as you tell the story. Point to/use props at important points in the story. Include the kids in your story with a few questions about what they think will happen or words/concepts that might be new to them.
2. Watch the kids for signs that their attention span has been reached. Shorten, if necessary.

STORY OF THE SAINTS

Sun King who supposedly brings new life to dead things each spring, to tell them about Jesus the true King, who truly conquered death once and for all! We must travel to Slane's Hill the home of Tara, the High King's palace, and prepare everything," Patrick said.

The evening of the Feast of Bel arrived. The steep road up Slane's Hill was busy all day as royalty in their regal finery and druids dressed in long, flowing robes with full hoods drooped low over their faces gathered together at Tara for the great ceremony. That night, King Laoghaire would light a huge bonfire to honor the Sun god, Bel as greatest of all gods. No fire was to be lit that night before Bel's fire had been lit. Anyone who did so would be put to death.

That night, the King, Druids and others gathered for the bonfire, but just before Laoghaire prepared to light the great pile of wood, someone gasped out in horror: "Look there, at the base of Slane's Hill! A great fire burns already!"

"Who dares dishonor Bel like this?" the High King exclaimed. "Bring them to me for questioning and execution!" he ordered.

Patrick and his men were brought to Loaghaire. "How dare you defy Bel with your fire?" the king asked.

"I am Patrick. My men and I dare defy Bel because we know that neither he nor any of the other of the gods you worship are worthy of praise. You worship Bel as the Sun King, highest of all the Irish gods. You believe that he is the Bringer of new life to dead things each spring. But I tell you, Bel is not God. He cannot do these things. There is only one true God of everything: He is the Lord. We urge you now to turn from your sinful, rebellious ways. Leave Bel and follow the Lord. He is the loving Father God who sent His Son, Jesus, to come and die for the sins of all those who would ever turn and trust in Him for forgiveness. We celebrate Him with our fire tonight on the eve of the great day when He rose as Conqueror of Death once and for all time. He sends His very Holy Spirit to live in His people's hearts that they might have the joy of knowing Him and serving all of their lives. In Him there is hope and joy; not in Bel or any of your other fake gods. This is the message He has called me and my men to come to Ireland to tell you and all the people of Ireland."

The High King was amazed at Patrick's bold words. He was curious about this strange new God that Patrick spoke of. "You say you worship one God, yet you speak of three— Father Son and Holy Spirit. Which is it? Surely it is one or the other?"

Stooping down Patrick plucked a shamrock growing in the grass at his feet. "King Laoghaire, the true God is not like us. He is more than we can know. He will always be a mystery to us, but nothing is a mystery to Him. If He says that it is so, it must be."

Holding up the tiny, three-leaved, clover-shaped little plant to the King, Patrick said, "Look at this shamrock, does it have three leaves or one? It is both. Is it so hard to believe that the Lord who made a small plant with such a mystery, could also be Father, Son and Holy Spirit, yet just one God?"

"This man answers well. Could he be telling the truth?" the king wondered.

Then the Druids confronted Patrick: "You talk big, but if your god is truly God, He must have given you powers to prove it. Call down snow on this spring night!" they demanded.

"It's not for me to tell God what to do. He is the one who makes snow and decides those things. I have no power to do what you ask," Patrick humbly answered.

No one knows for sure what happened next, but some say that upon Patrick's words, snow did indeed begin to fall to the great amazement of everyone.

Whatever happened that night, it was enough to change the mind of the king. For instead of killing Patrick and his men, he freed them and gave them permission to share the good news of Jesus with the people of Ireland.

Patrick spent the next thirty years of his life traveling the green hills and valleys of Ireland, telling everyone he could about Jesus. Through his preaching, tens of thousands of Irish people turned away from Bel and the Druids and began to worship the Lord, the one, true God.

Cracking the Case:

It's time to answer our Case Questions.

1. Who set the fighting fire? What was he fighting with the fire? Patrick. The worship of Bel, the Sun god, the people of Ireland worshiped.

2. What did he hope to tell with the fire? What plant helped him tell it? He hoped to tell about the true God, who is Father, Son and Holy Spirit. A clover.

Something For You and Me

Our Bible Truth is:

The LORD Is One God, Yet Three Persons: Father, Son and Holy Spirit

Our Bible Verse is: 2 Corinthians 13:14

"May the grace of the Lord Jesus Christ, and the love of God and the fellowship of the Holy Spirit be with you all."

Patrick had been a young man who not too unlike you and me. He grew up hearing all about the good news of Jesus, yet it was not until many hardships later that he came to truly believe what he had been taught.

Let's praise our merciful God who would love someone like Patrick who knew all the right answers, but still rejected Him for many years. Let's pray that God will send His Holy Spirit to work in our hearts, so that we would confess our sins and trust in Jesus as our Savior even now.

Close in prayer.

Closing ACTS Prayer

A God, we praise You for being the one, true God-- Father, Son and Holy Spirit.

C God, we confess that like Maewyn, we have heard the good news of Jesus, but often choose to keep on living our own way. We need Jesus to be our Savior!

T God, we thank You for Your great patience with sinful people like Maewyn and us. Thank You for using things in our lives to turn us away from our sins and trust in Jesus as our Savior.

S God, we ask that You would work in our hearts that we might turn away from our sins and trust in Jesus as our Savior. Help us to tell others the good news of Jesus, too.

Special Words

Chieftain: The leader of a people.

Druid: Druids were men trained to talk to gods and the spirits of dead people. Druids cast magic spells and held ceremonies that were supposed to keep these gods and spirit happy.

Bel: The name of the Irish Sun god.

ACTS PRAYER ACTIVITY

Use this sheet to write down your ACTS Prayer

Instructions:

Use this sheet to help the children apply the Bible Truth into a prayer. You can use the ACTS provided or even better, have the kids think of their own applications. Also have the children add their personal requests to the prayer, too. Lead the children in the prayer or let them pray sections, with your help. Never force a child to pray! Non-readers can participate by you whispering a section of the prayer into their ear and allowing them to pray it aloud for the group.

ADORATION:

Father, we praise You for Your wisdom; Jesus, we praise You for Your sacrifice,; and, Holy Spirit, we praise You for Your work in the hearts of God's people. How amazing You are to love sinful people like us as You have!

God, we praise You for being.....

Add your own Adorations:

CONFESSION:

God, we confess that many times we do not appreciate how great a sacrifice it was for You, Jesus, to leave the perfect fellowship of the Trinity in heaven to come to earth to be the sacrifice for the sins of God's people.

God, we have sinned against You....

Add your own Confessions:

THANKSGIVING:

Thank You, God for sending Your Holy Spirit to live in the hearts of Your people. Thank You, Father for Your wonderful plans to save Your people. Thank You, Jesus, for being their Savior.

God, we thank You for...

Add your own Thanksgivings:

SUPPLICATION:

God, help us to trust You about this great mystery that we cannot understand. Fill us with greater wonder over who You are. Send Your Holy Spirit to work in our hearts that we would turn away from our sins and trust in Jesus as our Savior.

God, we need Your help...

Add your own Supplication:

SNEAKY SNACK

Can you figure out how this snack relates to the story?

Snack: Patrick's Bonfire

Pretzel or breadstick "wood bonfire" with candy corn flames in the Middle.

Case Tie-in: Patrick built a huge bonfire as an opportunity to challenge the worship of Bel and to proclaim the LORD, the one, true God--Father, Son and Holy Spirit--to the people of Ireland, starting with the king.

SOUL FOOD

Food for thought during snack time

1. What does the snack have to do with the story?

Choose a few questions from the other activity discussion sheets to talk about during this snack time.

2.

3.

4.

5.

6.

7.

Directions: Read and discuss Bible Truth, using a FEW of the questions. Play game. Feel free to modify the game to fit your children.

The LORD Is One God, Yet Three Persons: Father, Son and Holy Spirit

There is only one God; yet, He is God, the Father, the Son, and the Holy Spirit. God the Father reigns over everything according to His perfect wisdom and will. Jesus, God the Son, perfectly loves His Father and delights to obey Him. God, the Holy Spirit, does the will of the Father and the Son. He works in the hearts of God's people. They work together perfectly and they have always enjoyed perfect happiness and oneness in heaven.

The Father, Son and Holy Spirit are called the "Trinity" (Three as one) because they are three separate persons, but only one God. We cannot understand this easily because God is so different from anything else we know.

Understanding the Bible Truth

1. What is a "person"? *We think someone has to be a human to be a person, but person really means someone who has a separate personality or characteristics. God the Father, Son and Holy Spirit each are persons. They have separate personalities, roles and characteristics. They are not like people "persons" who each live separately from one another. They exist together. They are just one God, eternal, all powerful, all knowing, infinitely wise, holy, loving, etc. This is more than human minds can understand.*
2. What does God the Father, the Son, and the Holy Spirit each do? *God the Father reigns over everything according to His perfect wisdom and will. Jesus, God the Son, perfectly loves His Father and delights to obey Him. God, the Holy Spirit, does the will of the Father and the Son. He works in the hearts of God's people.*
3. How do they work together? What do they enjoy together? *They work together perfectly and they have always enjoyed perfect happiness and oneness in heaven.*
4. What do we call the Father, Son and Holy Spirit? What does it mean? *The Father, Son and Holy Spirit are called the "Trinity" (Three as one) because they are three separate persons, but only one God.*
5. Can something about God be true even though we don't understand it? Why? *Yes. Because He is so much greater than we are.*

Story Connection Questions

How does the case story point to the **Bible Truth: The LORD Is One God, Yet Three Persons: Father, Son and Holy Spirit**:

1. Why did Patrick use a shamrock (three-leaved clover) to explain to the King about the Trinity? *Because it has three separate leaves that also seem like one leaf.*
2. Why is the shamrock (three-leaved clover) not a good example of the Trinity? *Because nothing on earth can ever really help us understand the mystery of the Trinity. God being just One God, yet be three person is something that only God can really understand. We must believe it in faith.*

Bible Verse Connection Question

1. What does our Bible Truth have to do with our Bible Verse: **2 Corinthians 13:14**: "May the grace of the Lord Jesus Christ, and the love of God and the fellowship of the Holy Spirit be with you all.?"

Each of these three things that Paul wants God's people to know and enjoy are gifts from each person of the Trinity: Father, Son and Holy Spirit. Jesus gives them the free, undeserved gifts of salvation through faith in Him. The Father loves His people so much that He gave Jesus to die for them. And, He continues to love them every day of their lives. The Holy Spirit lives inside them, giving them closeness with God (fellowship). He helps them to know, love and obey God better.

Life Application Questions

1. How can knowing about the Trinity be an encouragement to God's people? *When they are fearful or going through hard times, they can think of all that God the Father, Son and Holy Spirit has done for them already. They can think about the Perfect Wonderfulness they will get to enjoy forever in heaven when these hard days are over.*
2. How can we become God's people? *By turning away from our sins and trusting in Jesus as our Savior.*

ACTS Questions

1. What is something we can praise God for because of this Bible Truth?

Praise God the Father for His wisdom, God the Son for His sacrifice, God the Holy Spirit for His work in the hearts of God's people.

2. What are sins we can confess to God because of this Bible Truth? *Confess that we forget to appreciate how great a sacrifice it was for Jesus to leave the perfect fellowship of the Trinity in heaven to come to earth to be the sacrifice for the sins of God's people.*

3. What is something we can thank God for because of this Bible Truth?

Thank God for sending the Holy Spirit, Himself, to dwell in the hearts of His people.

4. What is something we can ask God for because of this Bible Truth?

Ask God to help us trust Him about this great mystery we cannot understand and to fill us with greater awe over who He is.

The Gospel

1. What was God, the Father, Son and Holy Spirit's wonderful plan to save His sinful people? What's the gospel? *God is the good Creator and King of the world. He made people to worship Him and live by His good laws. But we are all sinners who've rebelled against Him. We all deserve death--God's just, eternal punishment for our sins. How terrible! But God has good news for us. In His great mercy, God sent His Son, Jesus to earth as a man to save sinners. He lived the perfect life that pleases God. (He's the only one who's ever done that!) He offered it up to God His Father as the perfect sacrifice for sins when He suffered and died on the cross. Then, on the third day, Jesus rose from the dead in victory. He had fully paid for the sins of God's people, so they wouldn't have to! Now all who turn away from their sins and trust in Jesus as their Savior will receive forgiveness of sins and eternal life with God. They will be His very own special people who will know Him and enjoy Him forever. We can be God's people, too, if we turn from our sins and trust in Jesus as our own Savior.*

Game: Circus Lions

Materials

Optional funny wig, glasses, hat, etc.
Hula hoop, etc.
Bible Truth Questions

Preparing the Game

1. Choose 20+ questions for your game from the Bible Truth Discussion Questions, or make up your own.
2. Write the Bible Truth questions on small thin strips of paper (or make a photocopy of the Bible Truth Discussion Questions and Simply cut them into strips) and put them in the bag/bowl.

Playing the Game

Tell the children that they are circus lions. Have them get on all four and roar and roam like lions. Have them “jump” through a hula hoop, etc. Then tell them they are getting very, very sleepy and must lie down....on their backs... in their den. Tell them that sleeping lions lie very still, make no noise, and keep their eyes open! Tell them that you are the Lion Trainer and are trying to wake up the Sleeping, Lazy Lions to perform in the circus. Any lion that makes a move, a sound or smiles will have to get up! Put on your funny wig, glasses, hat, etc. and make your rounds, trying to catch the lions moving, making noise or to make them smile. Lions who are caught are asked to answer a question correctly as their circus trick to before they can go back to their den. Have one of the lions caught to pick a question. Read it to the whole class and take their answers. If they don't get it right, then the child/children must stay out until the next round and next correct answer. If desired, let some of the children take turns being the Lion Trainer.

Game continues as number of questions, time, and attention span allow.

Non-competitive Option

Let all the caught lions join back into the circus, even if the class answers a question incorrectly. Put the question back in the bag for further review.

Optional TAKING IT TO OTHERS Activity: Quiz Questions

Have the children choose a few of the questions from the game to ask the parents/other children during TAKING IT TO OTHERS time. Help pre-readers by whispering the question in their ear and letting them ask it aloud to the parents/other children. Make sure you read the Bible verse aloud before you ask your questions.

Directions:

1. Write words to song in large print before class.
2. Play the song for the children, helping them follow along on the song sheet.
3. Discuss the song, using a few questions from the discussion sheet. *Don't use them all!*
4. Introduce sign language for key words of your choice from sign language sheet for your song. Use as few or as many as you think the children can learn.
5. Sing and sign the song. Sign language as well as large format lyrics and sheet music are found in the PFI Unit Songbook or online.
6. If desired, play the Song Game.

Optional TAKING IT TO OTHERS Activity: Presenting and Singing the Song

1. Sing and sign the song, encouraging the watching children/parents to join in.
2. Ask the class some of the questions listed below. The Bible Truth Connection Question is particularly good to help them understand how the song ties in with the Bible Truth.

Holy, Holy, Holy

Verse 1

Holy, holy, holy,
 Lord God Almighty,
 Early in the morning,
 Our song shall rise to Thee;
 Holy, holy, holy,
 Merciful and mighty!
 God in three Persons,
 Blessed Trinity!

Listen to it on PFI ESV Songs 4, Track 17

Understanding the Song

1. What does "holy" mean? *Completely good and loving; completely set apart from anything that is sinful.*
2. What does the song say holy three times? *To say that He is very, very holy.*
3. What does "Lord God Almighty" mean? *"Lord" spelled with a little "o-r-d" means a ruler or master over others. But "LORD" with all capital letters is the name of God. It means "I Am Who I Am." Almighty means the LORD is mightier than anything or anyone else.*
4. What does "Thee" mean? *An Old English word that means "you", still used by some today to show special respect to God.*
5. What does it mean for our song to rise to God? *We think of heaven as up, so we say our song rises up for God to hear us.*
6. Why is the morning an especially good time to praise God? *Each day is a gift from Him, filled with plans He has for us. When we start the day worshipping God, we are remembering to seek after His will for the day, that we might please Him in all we do.*
7. What does "blessed" mean? *Knowing God's favor or pleasure.*
8. What does "Trinity" mean and who is the Trinity? *Unity of Three, or Three that is One. The Father, Son and Holy Spirit are the Trinity.*
9. What is the Trinity called blessed? *The Trinity is blessed because only God is perfect. He is pleased with Himself more than anyone else. No one is wonderful as He. Also, God's people call the Trinity blessed because there is no one or nothing more wonderful than Him for us to know. And, it is because of the amazing plan of the Trinity that they can know some of His Perfect Wonderfulness now, and will know it as completely as humans can when they go to heaven.*

Bible Truth Connection Question

1. How does this song relate to our Bible Truth: **The LORD Is One God, Yet Three Persons: Father, Son and Holy Spirit?**

The LORD--Father, Son, and Holy Spirit-- is the Trinity. All that the Father, Son and Holy Spirit is and does shows us His perfect holiness, mercy, and mightiness. He has shown such love and goodness to sinners by all that He has done that God's people cannot help but call Him the blessed Trinity.

Story Connection

1. How does this song relate to today's story? *While first Maewyn chose to reject the Father, Son and Holy Spirit, later when he suffered as a slave in Ireland, God in His mercy revealed Himself to Maewyn. He knew that truly that the Lord was God and he longed to love Him, serve Him and tell others about the blessed Trinity—even if it meant risking his life to do so.*

Bible Verse Connection Question

1. What does this hymn have to do with our Bible Verse: **2 Corinthians 13:14**: "May the grace of the Lord Jesus Christ, and the love of God and the fellowship of the Holy Spirit be with you all."?

The Trinity--God, the Father, Son and Holy Spirit--is blessed to God's people because of their gifts of grace, love and fellowship.

Life Application Questions

1. How can God's people be affected by the message of this song? *They can praise God for being completely holy, merciful and mighty. They can ask God to help them to know Him better that they might delight in Him most of all.*

2. How can we become God's people? *By turning away from our sins and trusting in Jesus as our Savior.*

ACTS Questions

1. What is something we can praise God for from this hymn?

Praise God for being three Persons, Father, Son and Holy Spirit. Praise God for being holy.

2. What are sins we can confess to God from this hymn?

While God is holy, we are not. We disobey God. We deserve God's punishment! We need a Savior!

3. What is something we can thank God for from this hymn?

We can thank God for not just being holy and punishing us as we deserve, but sending Jesus to save all those who would ever turn from their sins and trust Him as their own Savior.

4. What is something we can ask God for from this hymn?

That God would work in our hearts that we might turn from our sins and trust Jesus as our Savior. Ask Him to forgive us our sins through Jesus. Help us to be holy, living our lives to please Him.

Gospel Question

1. God is holy: great and good. Nothing sinful can live in His presence. Yet, God made a way for His sinful people to live with Him forever. Can you tell me what it is? What is the gospel?

God is the good Creator and King of the world. He made people to worship Him and live by His good laws. But we are all sinners who've rebelled against Him. We all deserve death--God's just, eternal punishment for our sins. How terrible! But God has good news for us. In His great mercy, God sent His Son, Jesus to earth as a man to save sinners. He lived the perfect life that pleases God. (He's the only one who's ever done that!) He offered it up to God His Father as the perfect sacrifice for sins when He suffered and died on the cross. Then, on the third day, Jesus rose from the dead in victory. He had fully paid for the sins of God's people, so they wouldn't have to! Now all who turn away from their sins and trust in Jesus as their Savior will receive forgiveness of sins and eternal life with God. They will be His very own special people who will know Him and enjoy Him forever. We can be God's people, too, if we turn from our sins and trust in Jesus as our own Savior.

Song Game: Mimic Me!

Materials

Sign Language
Song

Preparing the Game

None.

Playing the Game

1. Practice the song and signs until the children know them well. Choose a person to be the leader and let them decide upon an action for everyone to do as they sing the song, such as jump on one foot, etc.
2. Sing the song while doing the chosen action.
3. Select another child to be the leader.
4. If desired, you can choose a different action for different important words in the song, such as jump on one foot when you sing the word "grace", but clap your hands when you sing the word "Jesus". Ask the children the meaning of each of the words before adding in their action.

Game continues as number of questions, time, and attention span allow.

choose a FEW questions for discussion, then choose the game and/or music activity

Bible Truth 5 BIBLE VERSE**Meditation Version: 2 Corinthians 13:14**

"May the grace of the Lord Jesus Christ, and the love of God and the fellowship of the Holy Spirit be with you all."

Understanding the Bible Verse

1. What is "grace"? *Grace is receiving an undeserved gift; or being treated with favor that you don't deserve.*
2. What is the grace of the Lord Jesus Christ? *The gift of His leaving the perfection of fellowship with the Father and the Holy Spirit to live as a human and offer up His life as the perfect payment for the sins of His people.*
3. What is the love of God like? *So great that He would send His Son to suffer and die as the perfect sacrifice for His people.*
4. What is fellowship? *Loving, caring, knowing someone as a close friend.*
5. What is the fellowship of the Holy Spirit? *His living in the hearts of His people, so that they know and love God closely.*
6. Who is the "you all" that the Father, Son and Holy Spirit will be with? *Christians: those who confess their sins to God, trusting in Jesus for forgiveness for them and who turn and live their lives in obedience to Him.*
7. Why would Paul (who wrote these words to the Corinthians) want them to have these three things? *These are the three greatest gifts of the Trinity to us: forgiveness for sins, for God to love them, and to know and love God.*

Bible Truth Connection Question

1. What does this verse have to do with the **Bible Truth: The LORD Is One God, Yet Three Persons: Father, Son and Holy Spirit**? *Each of these things that Paul wants God's people to know and enjoy are gifts from each person of the Trinity: Father, Son and Holy Spirit. Jesus gives them the free, undeserved gifts of salvation through faith in Him. The Father loves His people so much that He gave Jesus to die for them. And, He continues to love them every day of their lives. The Holy Spirit lives inside them, giving them closeness with God (fellowship). He helps them to know, love and obey God better.*

Story Connection Questions

1. How does this verse relate to our story? *Maewyn as a young man spurned the grace of Jesus, the love of God and the fellowship of the Holy Spirit when his father told him about them. Yet, the Lord in his great mercy, used many hard days as a slave to show him that it was He, not the wild life he had enjoyed, who was most desired of all. He gave his life to God and so loved Him that he was willing to risk his life to tell others about Him.*

Life Application Questions

1. How can God's people apply this verse to their lives? *They can praise God: Father, Son and Holy Spirit for giving His people all they need to know Him and love Him. They can praise Him that He would have chosen to include His people—just creatures—in the Perfect Wonderfulness of who He is through the grace of Jesus, the love of God, and the fellowship of the Holy Spirit.*
2. How can we become God's people? *By turning away from our sins and trusting in Jesus as our Savior.*

ACTS Questions

1. What is something we can praise God for from this Bible Verse? *Praise God the Father for His great love for His people, shown through Jesus, God's Son, gift of salvation for His people.*
2. What is something we can confess to God from this Bible Verse? *We can confess that many times we don't think about how great God's love for His sinful people is, that He would choose to send His Son to earth, where He would not enjoy all of the Perfect Wonderfulness of fellowship in heaven with God the Father and Holy Spirit.*
3. What is something we can thank God for from this Bible Verse? *We can thank God for His great love for His people, choosing to save them even though they have rebelled against Him.*
4. What is something we can ask God for from this Bible Verse?
We can ask God to work in our hearts that we would want to turn away from disobeying Him and trust in this wonderful Jesus as our own Savior. We can ask His that we might know His love, receive the gift of salvation through Jesus, and know the Holy Spirit's fellowship in our hearts.

Gospel Question

1. How did God show His love to His people? What is the undeserved gift that Jesus gave to His people: what is the gospel?

God is the good Creator and King of the world. He made people to worship Him and live by His good laws. But we are all sinners who've rebelled against Him. We all deserve death--God's just, eternal punishment for our sins. How terrible! But God has good news for us. In His great mercy, God sent His Son, Jesus to earth as a man to save sinners. He lived the perfect life that pleases God. (He's the only one who's ever done that!) He offered it up to God His Father as the perfect sacrifice for sins when He suffered and died on the cross. Then, on the third day, Jesus rose from the dead in victory. He had fully paid for the sins of God's people, so they wouldn't have to! Now all who turn away from their sins and trust in Jesus as their Savior will receive forgiveness of sins and eternal life with God. They will be His very own special people who will know Him and enjoy Him forever. We can be God's people, too, if we turn from our sins and trust in Jesus as our own Savior.

Game: Bowling Ball Verse

Materials

Bible verse written up in large print so that all can see
10 Plastic bowling pins or empty 2-Liter soda bottles
Playground or foam ball

Preparing the Game

None.

Learning the Verse

Some or all of your children may be non- or early readers. Teach the verse in sections, having them say it after you. Repeat a few times. Add clapping or other movement as they say it.

Directions

1. If desired, lead the children in a discussion of a **FEW** of the most important questions before beginning game.
2. Explain the game to them as follows:
Divide the children into two teams. Have everyone say the verse together. Explain to the children that they will take turns trying to knock down bowling pins. The bowler then will recite the verse. If he can do it alone, he gets as many points for his team and pins he knocked down. If he asks for the help of another team member, then their recitation of the verse is worth half the points. If they cannot recite it, someone from the other team can try for the half point value. If a child does not knock over any pins, he can still say the verse for 1 point. The team with the most points at end of play wins.

Game continues until all children get a chance to bowl, or as time and attention span allow.

Non-competitive Option

Don't split the children into teams. Give the group a target number of points to make. Challenge the children to see how few turns it will take to reach the target number of points. Let the children take turns bowling and knocking down pins. You can have them say the verse individually, with a partner, or with the whole group. Tally the number of points on a piece of paper. Continue until target number is reached. Repeat, seeing if they can do it in less turns the second time.

Optional TAKING IT TO OTHERS Activity: Quiz Questions

Have the children choose a few of the questions from the game to ask the parents/other children during TAKING IT TO OTHERS time. Help pre-readers by whispering the question in their ear and letting them ask it aloud to the parents/other children. Make sure you read the Bible verse aloud before you ask your questions.

Directions:

1. Write words to song in large print before class.
2. Play the song for the children, helping them follow along on the song sheet.
3. Discuss the song, using a few questions from the discussion sheet. *Don't use them all!*
4. Introduce sign language for key words of your choice from sign language sheet for your song. Use as few or as many as you think the children can learn.
5. Sing and sign the song. Sign language as well as large format lyrics and sheet music are found in the PFI Unit Songbook or online.
6. If desired, play the Song Game.

Optional TAKING IT TO OTHERS Activity: Presenting and Singing the Song

1. Sing and sign the song, encouraging the watching children/parents to join in.
2. Ask the class some of the questions listed below. The Bible Truth Connection Question is particularly good to help them understand how the song ties in with the Bible Truth.

May the Grace: 2 Corinthians 13:14

May the grace of the Lord Jesus Christ,
And the love of God,
And the fellowship of the Holy Spirit,
Be with you all.

May the grace of Lord (Jesus Christ),
And the love of God (God the Father)
And the fellowship of the Holy Spirit,
Be with you all.
Second Corinthians Thirteen, fourteen.

Listen to it on PFI ESV Songs 4, Track 18

Song Game: Word Take Away

Materials

Sign Language Signs and Song
White board and marker
Eraser

Preparing the Game

1. Write the words to the song on a white board.

Playing the Game

1. After children have learned the song and signs well, then tell the children that you are going to leave out words from the song (that you've learned signs for) and just do the sign in its place.
2. Have the children help you choose a word to take out. Erase the word from the board. Review the sign the for erased word.
3. Sing the song, trying to remember to NOT sing the word and do only the sign.
4. Continue to take out words until all of the words (with signs) have been taken out.

Game continues as number of questions, time, and attention span allow.

STORY REVIEW

Directions: Read and discuss Bible Truth, using a FEW of the questions. Play game. Feel free to modify the game to fit your children.

General Story Questions

1. Why did King Niall want to raid Britain? *To get the riches of the people of Britain before the Romans (their enemies) did.*
2. What was Maewyn Succat's life like before he was captured by the Irish? *Spent a lot of time partying with his friends at the tavern; did what he wanted; didn't listen to his father; lived in a country villa; had everything he wanted.*
3. What happened to Maewyn in Ireland? What was his life like then? *Sold to Miliuc, the chieftain. Hard life, living outside in all conditions, watching his sheep.*
4. How did the Lord use Maewyn's hard life as a shepherd to turn his heart to him? *It caused him to start thinking about what his father had told him about the Lord. Then, when he became a Christian, he had much time to pray and think about God.*
5. What did Maewyn do after he escaped from Miliuc? *He went to a special school to learn more about God and become a priest.*
6. Why did Maewyn get a new name? *In those days, people who became Christians from places where there were few Christians were given new names when they were baptized as a sign of their new life in Christ.*
7. Why wasn't Patrick satisfied with sharing the gospel with local people? *He thought God wanted him to go back to Ireland and tell them about Jesus because they had never heard about Him, while there were many people who could tell the local people.*
8. Why was Patrick especially suited to tell the Irish about Jesus? *Because he knew how to speak their language—Celtic—and knew all their customs and about their religion.*
9. Why did Patrick and his men light the fire at the base of Slane's Hill? *This was a direct challenge to the honor of Bel. It would get the King's attention and give Patrick a chance to tell him and the others about Jesus.*
10. How did Patrick use the shamrock to help the King understand about the Trinity? *He used the "mystery" of three in one leaf of the little shamrock to tell him that the God who made the mystery in the shamrock was so much greater than humans, that He could truly be Three Persons in One God: a mystery to us, but perfectly understandable to Him.*
11. What did Patrick tell the Druids when they asked him to make his God make snow on that spring night? *That he could not tell God what to do.*
12. What was the King's response to Patrick? *Not to kill him, but let him and his men tell the Irish people about Jesus.*

Bible Truth Connection Questions

1. What does this story have to do with our **Bible Truth: The LORD Is One God, Yet Three Persons: Father, Son and Holy Spirit**?
1. Why did Patrick use a shamrock to explain to the King about the Trinity? *Because it has three separate leaves that also seem like one leaf.*
2. Why is the shamrock not a good example of the Trinity? *Because nothing on earth can ever really help us understand the mystery of the Trinity. God being just One God, yet be three person is something that only God can really understand. We must believe it in faith.*

Bible Verse Connection Question

1. What does the story have to do with our **Bible Verse: 2 Corinthians 13:14**: "May the grace of the Lord Jesus Christ, and the love of God and the fellowship of the Holy Spirit be with you all."?
"Maewyn as a young man spurned the grace of Jesus, the love of God and the fellowship of the Holy Spirit when his father told him about them. Yet, the Lord in his great mercy, used many hard days as a slave to show him that it was He, not the wild life he had enjoyed, who was most desired of all. He gave his life to God and so loved Him that he was willing to risk his life to tell others about Him."

Life Application Questions

1. What is something that we can learn from how the Lord worked in Maewyn Succat's life?
2. How can we become one of God's people, like Maewyn Succat did? *By turning away from our sins and trusting in Jesus as our Savior.*

ACTS Questions

1. What is something we can praise God for being that we learned in our story? *Praise God for being the One, trust God, Father, Son and Holy Spirit.*
2. What is something we can confess as sin that we learned in our story? *Confess that many times, like Patrick/Maewyn, we have heard the good news of Jesus, but choose not to believe in it or to live to please God. We like to live life our own way. We need a Savior!*
3. What is something we can thank God for that we learned in our story?
We can thank God for His patience with sinful people, like Maewyn/Patrick and us. We can thank Him for using things in our lives to turn us away from our sins and to trust in Him.
4. What is something we can ask God for that we learned in our story?
We can ask God to work in our hearts, helping us to turn away from our sins and trust Jesus as our own Savior, like Maewyn/Patrick. We can ask Him to help us tell others about Jesus, just like Maewyn/Patrick did.

The Gospel

1. What is the good news of Jesus that Patrick heard and believed? What is the gospel?
God is the good Creator and King of the world. He made people to worship Him and live by His good laws. But we are all sinners who've rebelled against Him. We all deserve death--God's just, eternal punishment for our sins. How terrible! But God has good news for us. In His great mercy, God sent His Son, Jesus to earth as a man to save sinners. He lived the perfect life that pleases God. (He's the only one who's ever done that!) He offered it up to God His Father as the perfect sacrifice for sins when He suffered and died on the cross. Then, on the third day, Jesus rose from the dead in victory. He had fully paid for the sins of God's people, so they wouldn't have to! Now all who turn away from their sins and trust in Jesus as their Savior will receive forgiveness of sins and eternal life with God. They will be His very own special people who will know Him and enjoy Him forever. We can be God's people, too, if we turn from our sins and trust in Jesus as our own Savior.

Game: Egg Toss

Materials

3-5 Plastic Open-able Easter Egg of the same color s (that close well!) or balls of crumpled foil of the same size
Small piece of construction paper
Paper and Marker
Story Review Questions

Preparing the Game

1. Choose 20+ questions for your game from the Story Review Discussion Questions, or make up your own.
2. Put a small piece of construction paper in one of the eggs (or in one piece of crumpled foil, if using foil). The other eggs/foil balls remain empty.

Playing the Game

Have the children spread out randomly (or in a circle) at about arms' distance apart.. Have the children begin to toss an egg around between each other. When the leader says, "Freeze," the child with the egg opens it and reads the question to the group. If question is correctly answered, the egg is permanently retired. If the question is incorrectly answered, the egg goes back into the pile. The teacher (or the child who opened the egg) chooses another egg and play continues.

Game continues as number of questions, time, and attention span allow.

Optional TAKING IT TO OTHERS Activity: Quiz Questions

Have the children choose a few of the questions from the game to ask the parents/other children during TAKING IT TO OTHERS time. Help pre-readers by whispering the question in their ear and letting them ask it aloud to the parents/other children.

CASE REPLAY ACTIVITIES

Use this guide to review the Case Story and act it out for others to enjoy!

CASE REPLAY, JR: YOUNGEST CHILDREN

Description: The children will act out the story together, everyone doing the same action/sound effect at the same time. This activity is most suitable for kindergarteners.

Materials

The Case RePlay, Jr. script for younger children

Preparation

1. Read through the script and write in the blanks along the side possible actions/sound effects the children could do to act it out.

Instructions

1. Tell the children that they will be re-enacting the story together as you tell it.
2. As you read the script, lead the children in actions/sound effects to do with you.
3. If desired, you can read the script and stop at certain sentences and ask them what a good action/sound effect would be to act out what you just read.
4. Repeat the re-enactment one or two times more.

CASE REPLAY, SR: OLDER CHILDREN

Description: The children act out the story as a three-scene play. You will narrate it using the Case RePlay, Sr. script and they will act it out (no spoken words, for the most part), with each child assuming a different character's role. This activity is most suitable for first grade and up. You will review the story, then practice it a few times before performing it for others.

Materials

The Case RePlay, Sr. script
White board or other large format paper
Costumes and props

Preparation

1. Prepare for the play by choosing costumes and props for each character in the story. Decorate the area with any scenery props.
2. Write the words "Beginning," "Middle," "End" on a large piece of paper/whiteboard with plenty of space under each heading. You will use this paper to help the children think about the story as a three-scene play, as it is presented in the script.

Instructions

1. Tell the children that they will get to act out the story as a three-scene play, with a beginning, Middle and end section. Tell them that before they can act it out, they need to think it out. as you narrate it with your script.
2. Take the children's answers as they recount the story, helping them put key incidents in the right order.
3. If desired, when they have filled in their Beginning, Middle, End, read through your whole (real) script, so they hear exactly what you will have them act out.
4. Then tell the children that it's time to practice acting out the story.
5. Assign parts to each child. If you are using costumes, do NOT give them out at this point. They will be a distraction.
6. Have all the children sit on the floor or in chairs on one side of the "stage," then call the characters up in place as their part in the story comes.
7. As you read the script, guide the children in where you want them to move or do to act it out.
8. After going through the whole script once, give out any costumes and props and act out the script once or twice more.

Optional TAKING IT TO OTHERS Activity: Re-enacting the Story

Read the script as the children act out together (younger) or assuming different roles (older) as the other children or the parents watch.

CASE REPLAY, JR--YOUNGER KIDS (KINDERGARTEN) P.2

Welcome to our play! The name of our story is called: The Case of the Fighting Fire

It takes place around 432, starting in the castle of Niall of the Nine Hostages, High King of Ireland.

And now we present: "The Case of the Fighting Fire."

Actions:

Scene 1:

High King Niall plans to raid the towns of Britain of their treasures of gold, goods & people. They begin with Bannaven Taberneae, home of Maewyn Succat. The Irish take much gold, goods and people back to their ships, among the people was Maewyn. As a prisoner in the ship, Maewyn thinks of his father's words to turn to Jesus. He wonders what will happen to him.

Scene 2:

Maewyn is sold to Miliuc, a chieftain. Miliuc makes Maewyn work as a shepherd--a very hard life. Maewyn works for him for six years. As he works, he turns to the Lord in faith. He spends much time in prayer, but has no Bible or Christians to help him grow or know God's will. Maewyn escapes from Miliuc's farm and sails back to Britain.

Scene 3

Maewyn goes to school to be a priest. His name is changed to Patrick. He shares the gospel with local people. Patrick believes God wants him to go to Ireland and tell them about Jesus. He takes twenty-five men with him and goes to Ireland. He makes a plan to tell the king about Jesus and to tell him that Jesus is the true God. On Beltaine, Patrick and his men set a fire at the base of Slane's Hill, right before the King was to light Bel's bonfire. Patrick and his men are brought before the King and questioned before facing execution. He tells the King about the Lord, the One True God. Curious, the king asks him how one God can be Father, Son and Holy Spirit. Patrick holds up a shamrock as a simple plant that has three yet one leaf. He explains that the same God who made this mystery in the little shamrock, it the one who is three yet one-- a mystery so much more than we can completely understand, yet nonetheless true. The Druids ask for Patrick to tell his God to make snow to prove how great He is, but he tells them that his God does not take orders from him. As he says this, it begins to snow outside. The King does not execute Patrick and his men, but lets them tell the Irish people about Jesus. By the time that Patrick died, many churches and tens of thousands of people had turned for follow Jesus.

Bible Truth Tie-In:

The Bible Truth we are learning is: **The LORD Is One God, Yet Three Persons: Father, Son and Holy Spirit.** Patrick used a shamrock when explaining to the king about the LORD and the mystery of the Trinity.

CASE REPLAY, SR--OLDER KIDS (1ST GRADE AND UP) P.3

Welcome to our play! The name of our story is called: The Case of the Fighting Fire

It takes place around 432, starting in the castle of Niall of the Nine Hostages, High King of Ireland.

The characters in our story are: King Naill and his Officers, Romans, Britians, Maewyn Succat and his father, Irish captains, hostages, slaves, Irish people, Miliuc, Priests, Twenty-five men, Druids, King Loaghaire and the other Royalty

And now we present: "The Case of the Fighting Fire."

Scene 1: (Beginning)

High King Niall plans to raid the towns of Britain of their treasures of gold, goods & people. They begin with Bannaven Taberneae, home of Maewyn Succat. The Irish take much gold, goods and people back to their ships, among the people was Maewyn. As a prisoner in the ship, Maewyn thinks of his father's words to turn to Jesus. He wonders what will happen to him.

Scene 2: (Middle)

Maewyn is sold to Miliuc, a chieftain. Miliuc makes Maewyn work as a shepherd--a very hard life. Maewyn works for him for six years. As he works, he turns to the Lord in faith. He spends much time in prayer, but has no Bible or Christians to help him grow or know God's will. Maewyn escapes from Miliuc's farm and sails back to Britain.

Scene 3: (End)

Maewyn goes to school to be a priest. His name is changed to Patrick. He shares the gospel with local people. Patrick believes God wants him to go to Ireland and tell them about Jesus. He takes twenty-five men with him and goes to Ireland. He makes a plan to tell the king about Jesus and to tell him that Jesus is the true God. On Beltaine, Patrick and his men set a fire at the base of Slane's Hill, right before the King was to light Bel's bonfire. Patrick and his men are brought before the King and questioned before facing execution. He tells the King about the Lord, the One True God. Curious, the king asks him how one God can be Father, Son and Holy Spirit. Patrick holds up a shamrock as a simple plant that has three yet one leaf. He explains that the same God who made this mystery in the little shamrock, it the one who is three yet one-- a mystery so much more than we can completely understand, yet nonetheless true. The Druids ask for Patrick to tell his God to make snow to prove how great He is, but he tells them that his God does not take orders from him. As he says this, it begins to snow outside. The King does not execute Patrick and his men, but lets them tell the Irish people about Jesus. By the time that Patrick died, many churches and tens of thousands of people had turned for follow Jesus.

Bible Truth Tie-In:

The Bible Truth we are learning is: **The LORD Is One God, Yet Three Persons: Father, Son and Holy Spirit.** Patrick used a shamrock when explaining to the king about the LORD and the mystery of the Trinity.

High King Loaghaire

Description

Children will make High King Loaghaire out of an egg and place him on a tower of his castle.

Materials

Toilet-tissue tubes, one per two children

(Whole) EXTRA LARGE WHITE Eggshells, 1 per child (but have a few extra on hand)

White cardstock

Markers

Packing Tape

White paper

Craft glue

Preparing the Craft

1. Remove egg from eggshells by making a small hole in each end of egg and blowing. Rinse and dry NOTE: You also can hard boil the eggs and decorate like this. The down side of hard boiled eggs is that the eggs will eventually rot and the king thrown away. The up side is that the shells will be harder to break while decorating them.
2. Make one copy of Templates #1-4 onto cardstock for each child.
3. Cut in half each toilet tissue tube. If tubes start to unravel, tape in place.

Making the Craft


1. Show the sample of the craft you have made.
2. Have children slip their eggshell into the top of the toilet roll, skinnier end down. The egg shell becomes the head of the king; the toilet roll, the body. They can use the markers to draw the king's face and hair on the egg. On the toilet roll, they can add a robe, arms, etc. (See picture)
3. They can decorate Template #1 as a crown, taping ends together then gluing to top of king's head.
4. They can make the tower by coloring in the bricks and grass on Templates #2 and #3.
5. Tape Templates #2 and #3 each into a roll. Tape Template #4 to the bottom of Template #3; then tape that to the top of Template #2. This makes the tower. Stand the king on the platform made by Template #3 and #4.

Making a Bible Truth Connection

Once the children have settled into their craft, use the Bible Truth- Craft Connection Sheet to lead discussion about the craft. Note that most of these questions echo the questions on the case board, providing a review of what the children learned earlier.

Optional TAKING IT TO OTHERS Activity: Craft Presentation

If you are presenting the craft to other children or parents the children can hold up their crafts (or your model craft) and read their Bible Truth Connection answers to explain the importance of the craft.



CASE CRAFT**Discussion Guide****Instructions:**

As the children are settled into making their craft, ask them these questions to help them understand the craft's significance. Use the answers provided to guide the children's answers.

Discussion Questions

1. Where did our story take place?

In Ireland.

2. What did Patrick hope to do when he returned to Ireland? Tell the king and the people of Ireland the good news of Jesus.

3. What did Patrick do to get the attention of the king and make an opportunity to tell him about Jesus?

He built and set on fire a huge bonfire to challenge the worship of Bel.

4. What is Bible Truth that we are learning?

The LORD Is One God, Yet Three Persons: Father, Son and Holy Spirit.

5. What does our craft have to do with our Bible Truth: The LORD Is One God, Yet Three Persons: Father, Son and Holy Spirit?

High King Loaghaire worshiped the false god, Bel. Patrick used a shamrock to help explain to King Loaghaire that the true God is the LORD, Father, Son and Holy Spirit.

6. What can our craft help us remember?

God is greater than us than we can ever imagine. We shouldn't be surprised that we can't understand completely how He can be Father, Son and Holy Spirit but still just one God.

TAKING IT TO OTHERS**Craft Presentation****Instructions:**

Have children hold up your model craft/their crafts. Choose five children (or you say) the five sections below to explain the craft's importance.

Presentation:

1. Our craft is: High King Loaghaire..

2. In Ireland, Patrick lit a bonfire on Slane's Hill rebelling against the orders of King Loaghaire so he could have a chance to tell him and many others about Jesus.

3. Our Bible Truth is: The LORD Is One God, Yet Three Persons: Father, Son and Holy Spirit.

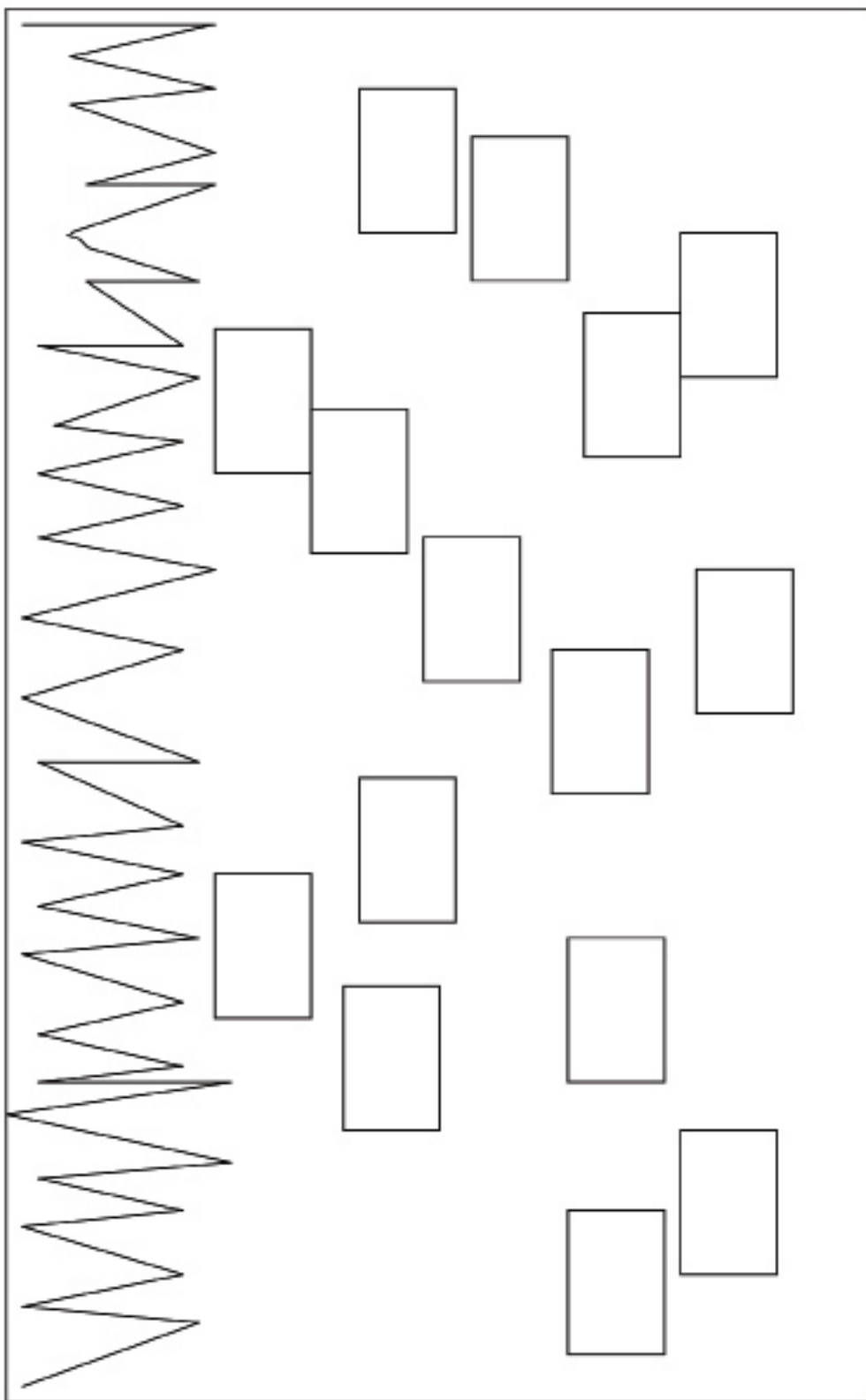
4. High King Loaghaire worshiped the false god, Bel. Patrick used a shamrock to help explain to King Loaghaire that the true God is the LORD, Father, Son and Holy Spirit.

5. Our craft can help us remember that God is greater than us than we can ever imagine. We shouldn't be surprised that we can't understand completely how He can be Father, Son and Holy Spirit but still just one God.

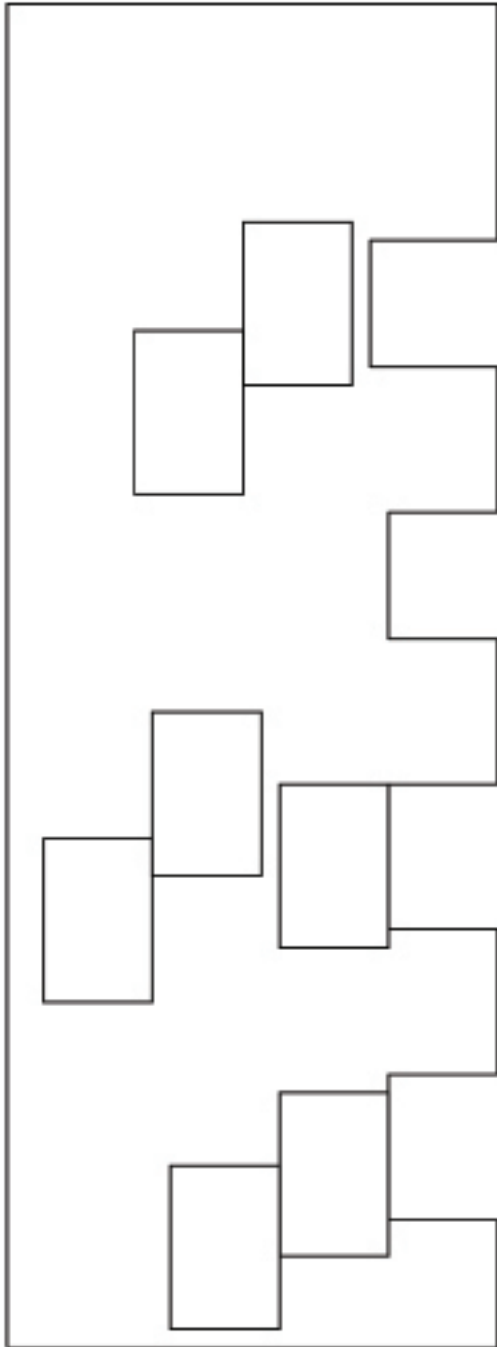
Note: Even non-readers can participate in presenting the craft, if you will whisper what they are to say in their ear and let them say it aloud for the others to hear.




Template #2
Bottom of
Tower



Template #3
Top of Tower



Template #4



BEFORE CLASS:**1. PICK YOUR PERSON**

VIPPs can be anyone in your church! Typically, they fall into 6 categories: Church staff, Elders, Deacons/deaconesses, Special Volunteers (people who aren't paid, but spend a lot of time helping out in particular ways), Supported Workers (a.k.a. missionaries), and Church Members.

2. GATHER YOUR FACTS

Use the VIPP Information Sheet to write down the facts about your VIPP. The information on this worksheet is used in the VIPP activities, listed in the "Choose an Activity" section below.

DURING THE ACTIVITY:**1. INTRODUCE YOUR VIPP**

Introduce your VIPP to the children, using the VIPP Information Sheet. Fill in a set of VIPP Clue Cards with the information for your VIPP. If desired, you can even have the actual person come into class for the children to meet.

Need help describing what someone does for the church in a kid-friendly way? Click on the list of common VIPPs and how to describe what they do to kids. See if your VIPP is one of these. It may save you some time.

2. PRAY!

Lead the children in praying for the VIPP. Ask the children if they would like to pray for one of the VIPPs prayer requests. Even non-readers can pray for the VIPP if you whisper the prayer request in their ear, then let them say it aloud. Never force a child to pray!

3. CHOOSE AN ACTIVITY

There are two activities you can use to help the children learn about the VIPP:

VIPP Clue Cards: These are 9 coloring sheets in which children fill in the 9 things they learn about the VIPP from the VIPP Information Sheet. Photocopy a set of each child. Use as few or as many of these Clue Cards as you desire.

VIPP Game: This is a game that uses a set of Clue Cards for one or two VIPPs.

Choose a VIPP and fill in his/her information on the VIPP Information Sheet. Fill in a set of VIPP Clue Cards with the information for your VIPP. Tell the children about the VIPP, having them fill in the VIPP Clue Cards with the key facts as they learn them. Write any words the children need to write on a white-board or other piece of paper so they can see how to spell them. Help younger children write these words on their clue cards. Ideas for how to tell the children about many common VIPPs are listed at praisefactory.org with the resources for this Bible Truth.

Optional TAKING IT TO OTHERS Activity: Introduce and Pray for the VIPP

If you are presenting the VIPP to other children or parents you can assign children to hold up the 10 clue cards and say what each card tells about the VIPP. (Or, you can have the children hold them up as you tell what each one means.) Then lead the children in praying for the VIPP.

Game: Over, Under and Throw

Materials

Information Sheet for one VIPP

2 Set of Clue Cards

8 8.5" x 11" Manilla Envelopes

Nerf Ball or other soft ball for indoor use

Box or basket big enough for the envelopes to fit in and the ball to land in.

Preparing the Game

1. Fill in one set of clue sheets for the VIPP you are using.
2. Tape the other (blank) set of Clue Cards to the outside of the manilla envelopes.
3. Put the filled-in clue cards in the corresponding envelope.
4. Put all the Clue Cards envelopes in a bag, except for the ones with the names and pictures of the VIPPs.
5. Place the envelopes in the basket, a good shooting distance from where the child at the head of the line will stand.

Playing the Game

Reveal: Tell the children about the VIPP, showing them your filled-in clue cards as you tell about them.

Review: Have the children line up, all facing forward. Give the ball to the last child in line. At your signal, have them pass the ball to the next child with an overhead pass; then that child passes the ball through the legs of the next child, etc. until the ball reaches the first child. The first child in line then tries to make a basket. If he succeeds, he gets to go up and pick out an envelope to open. the teacher (or the child) tells the Clue Card category. The other children try to remember what the VIPP's answer was. Open it up and see if they got it right. If they did, the Clue Card is retired. If not, it can be added back with the Clue Cards in the basket. Game continues until all the envelopes have been retired or as time or attention span allows.

VIPP INFORMATION SHEET

VIPP NAME:

WHAT VIPP LOOKS LIKE

Man or Woman? _____

Hair color? _____

Eye color? _____

FAVORITE ANIMAL

FAVORITE FOOD

FAVORITE FREE TIME ACTIVITY

WHAT VIPP DOES DURING WEEK

VIPP GROUP OF SERVICE:

Church Member

Deacon

Elder

Church Staff

Special Volunteer

Supported Worker
(Missionary)

3 WAYS VIPP SERVES CHURCH

3 WAYS TO PRAY FOR THE VIPP

BIBLE TRUTH 3, LESSON 3: PLANNER/OVERVIEW

GETTING STARTED: Welcome and Opening Songs (*introduce unit and get kids moving with these songs*)

Welcome to Praise Factory: PFI: Praise Factory Investigators Theme Song *PFI ESV Songs 4, Track 1*

Rules to Help Us Worship God and Love One Another: WoGoLOA Classroom Rules Song
PFI ESV Songs 4, Track 2

Big Question Under Investigation: Big Question 4 Songs *PFI ESV Songs 4, Tracks 3,4*
Extra Song: Inspector Graff's Rap: The ABC's of God PFI ESV Songs 4, Track 5

Big Question Bible Verse: 1 Kings 8:23 In Heaven Above Song *PFI ESV Songs 4, Track 6*
Extra Unit 4 Bible Verse: In Heaven Above 1 Kings 8:23, ESV (short version) PFI ESV Songs 4, Track 7
Extra Unit 4 Bible Verse: In Heaven Above or Earth Beneath 1 Kings 8:23, ESV (other version) PFI ESV Songs 4, Track 8
Extra Unit 4 Bible Verse: O, O LORD 1 Kings 8:23, ESV (other version) PFI ESV Songs 4, Track 9
Extra Unit 4 Bible Verse: I Am God Deuteronomy 32:3-4, HSCB, PFI ESV Songs 4, Track 10

DIGGING DEEP DOWN: Key Concept and Story (*introduce the Bible Truth and tell the related story*)

Bible Truth 3: The LORD Is One God, Yet Three Persons: Father, Son and Holy Spirit

Bible Truth Hymn: Holy, Holy, Holy, v.1 *PFI ESV Songs 4, Track 17*

Bible Verse: 2 Corinthians 13:14, ESV

Bible Verse Song: May the Grace *PFI ESV Songs 4, Track 18*

Lesson 3 New Testament Story: The Case of the Singular Son
Matthew 3; Mark 1; Luke 3; John 2

TAKING ACTION: Response Activities (*choose from among these activities*)

Snack and Discussion Planner: : From Carpenter's Shop to Jordan River

ACTS Prayer: Prayer Sheet

Bible Truth Review: Discussion Questions and Game: Bean Bag Grand March

Bible Truth Hymn: Holy, Holy, Holy, v.1 *PFI ESV Songs 4, Track 17*
Song, Sign Language and Song Game: Big Voice, Little Voice **PFI ESV Songs 4 BOOK or ONLINE**

Bible Verse Review: 2 Corinthians 13:14 Discussion Sheet and Game: Which Way Did It Go?

Bible Verse Song: May the Grace *PFI ESV Songs 4, Track 18*
Song, Sign Language and Song Game: Sign It, Say It, What Does It Mean? **PFI ESV Songs 4 BOOK or ONLINE**

Story Review: Discussion Questions and Game: Forceball

Case RePlay, Jr: Drama Activity for Youngest Children (children do same story actions together)

Case RePlay, Sr: Drama Activity for Most Children (children re-tell story with individual parts)

Craft: The Holy Spirit Descending Like a Dove upon Jesus

VIPP (Very Important Prayer Person) Prayer Time: Coloring Sheets (back of book) & Game: Stop and Go

TAKING IT HOME: Take Home Sheet for Review and Family Devotions

PFI Pronto: Bible Truth 3, Lesson 3 **PFI ESV Prontos 4 BOOK or ONLINE**

The Case of the Singular Son Matthew 3; Mark 1; Luke 3: John 2

by Connie Dever

Our story is:**The Case of the Singular Son.****As you listen to the story, see if you can figure out:**

1. Who was the singular son? Why was he so unusual?
2. What is the most singular thing that the son delight to do for his father?

This story takes place in during New Testament times when Jesus lived on earth. It starts out in a carpenter's shop in the village of Nazareth.

With strong arms and able hands, Jesus the carpenter finished his work. Done! Not just that project, but also his time as a carpenter. For thirty years now, Jesus had known life as the son of Mary. He had grown up with Mary, his mother; Joseph, her husband; and their children—his half brothers and sisters. He grew in favor with his family and with the villagers: always kind, good, loving, wise...and an amazing knowledge and deep love for God. Growing up in a carpenter's family, He had grown to be a fine carpenter: how to make a sturdy cart, a perfectly round wheel, bowls, furniture and hand tools. Yes, no one would doubt that there was a finer man than Jesus, the Son of Mary.

But Jesus was more than the son of Mary: He was Jesus, the Son of God. He had known the Perfect Wonderfulness of love and fellowship of the Father and the Holy Spirit. He had lived in the splendor of glory long, long, long before the world had been created. And when it was created, it was He through whom it had all been created. It was not to become a carpenter that Jesus, the Son of God had left the riches of that fullest of glorious fellowship with the Father and Holy Spirit to live as a man. He had come to do a mighty work, that only God, Himself, could successfully complete:

For, the Father loved the world so much
that He sent His Son to earth,
The Holy Spirit filled His heart
with truth, grace and power,
So that the Son of God

who delighted to obey His Father,
Could save His people from their sins,
Give them the Holy Spirit to live in their hearts
and they could know all of the Perfect Wonderfulness
of fellowship with God they could know,
forever and ever.

There was no more time for making tables or fixing wagons. It was time for the Jesus, Son of God, the Messiah King, to bring God's kingdom to the world.

Saying goodbye, Jesus started on His way. Taking the south road out of Nazareth, He headed towards the towering mountains of Samaria, then turned east, making the great descent from the high hills down, down to the Jordan River, a twenty-mile walk away.

Green, grassy hills gave way to ones with only dry, scraggly brush, and then finally opened up into green thickets of trees and bushes as the road came to the sparkling waters of the Jordan River. Jesus made His way along the river's edge until He found what He was looking for: his cousin, John, the Baptizer: a wild-looking man dressed in camel's hair clothes, preaching to the crowd that had travelled out to the wilderness to hear him.

"Repent, for the Kingdom of God is near," John the Baptist told them. "It is time for the promised Messiah King to come to save His people. Turn from your sins and ask God for forgiveness so that your heart will be ready to receive Him when He comes. Come, be baptized as a sign to all and to God that you desire to live for Him."

"Are you the Messiah King, John?" the people wanted to know.

Story-telling Tips**Ahead of time:**

1. Read the Bible verses and story. Pray!
2. Create story cue cards on index cards (or highlight text).
3. Practice telling story dramatically, timing your presentation Shorten, if necessary to fit your allotted time.
4. Decorate area with story props that help bring your story alive.

During your presentation:

1. Maintain as much eye contact as possible as you tell the story. Point to/use props at important points in the story. Include the kids in your story with a few questions about what they think will happen or words/concepts that might be new to them.
2. Watch the kids for signs that their attention span has been reached. Shorten, if necessary.

“No, I am not the Messiah King. I am only one come to prepare you for Him. “I baptize you with water for repentance, that you might show your heart’s desire to love and follow God, not your own sinful ways. But after me will come one who is more powerful than I, whose sandals I am not fit to carry. He will baptize you with the Holy Spirit and fire. He will purifying your hearts of sin and fill them with His Holy Spirit so that you will truly love and obey God. (fire here refers to being purified from sin.)”

Jesus made His way through the clumps of grasses and trees along the shore to where John was standing. As John saw Him, the Holy Spirit whispered in his heart that this was the Messiah King he had been preparing the people for.

“I have come to be baptized,” Jesus told John.

John could not believe his ears. The Messiah King had no sin to turn from or be forgiven of. Why should He be baptized? He tried to stop Jesus, saying, “I need to be baptized by You, and do You come to me?”

Jesus replied, “Let it be so now; it is proper for us to do this to fulfill all righteousness. (to complete all of God’s perfect plan so that He would be the perfect sacrifice given in the place of God’s people to save them from their sins.)” For this Jesus was more than the son of Mary. He was the Son of God had come to do a mighty work:

For, the Father loved the world so much
that He sent His Son to earth,
The Holy Spirit filled His heart
with truth, grace and power,
So that the Son of God
who delighted to obey His Father,
Could save His people from their sins,
Give them the Holy Spirit to live in their hearts
and they could know all of the Perfect Wonderfulness
of fellowship with God they could know,
forever and ever.

Jesus was to save His people by being the substitute for the sins of His sinful people. He must start with being baptized just as they needed to be.

So John and Jesus waded into the River Jordan.

Jesus grasped John’s arm as he dipped Him back and down below the surface of the water, then forward, up and out.

As soon as Jesus was baptized, most amazing thing happened. As he came up from under the water, heaven was torn open, and the Holy Spirit came down from heaven like a dove and remained upon Jesus. Then the Father spoke from heaven saying, “This is my Son, whom I love; with Him I am well pleased.”

God the Father was proclaiming the good news about Jesus! This baptism was far more than just a baptism. It was an anointing of the promised Messiah King, announcing the beginning of the work He had been sent to do. For this Jesus was more than the Son of Mary. He was the Son of God, come at last to do the mighty work of salvation of God’s people.

For, the Father loved the world so much
that He sent His Son to earth,
The Holy Spirit filled His heart
with truth, grace and power,
So that the Son of God
who delighted to obey His Father,
Could save His people from their sins,
Give them the Holy Spirit to live in their hearts
and they could know all of the Perfect Wonderfulness
of fellowship with God they could know,
forever and ever.

Cracking the Case:

It’s time to answer our Case Questions.

1. Who was the singular son? Why was he so unusual?

Jesus. He was the Son of God and the son of Mary.

2. What is the most singular thing that the son delight to do for his father? He chose to leave His home in heaven, come to earth as human, suffer and die on the cross to save God’s people from their sins.

Something For You and Me**Our Bible Truth is:**

The LORD Is One God, Yet Three Persons: Father, Son and Holy Spirit

Our Bible Verse is: 2 Corinthians 13:14

“May the grace of the Lord Jesus Christ, and the love of God and the fellowship of the Holy Spirit be with you all.”

Can you imagine what it would have been like that day when all three persons of the Trinity made Themselves so clearly known? To be present when Jesus, the Son of God was announced by the very voice of God the Father and anointed by the Holy Spirit for the mighty work He had come to do. Will we ever have a chance to experience the Father, Son and Holy Spirit like this? This side of heaven we will never have that amazing experience. Yet, for all who turn from their sins and trust in Jesus for forgiveness, there will be a time in heaven when they will experience not just a glimpse of the Father, Son and Holy Spirit, but will be filled up as full as humans can be with Their Perfect Wonderfulness; and they will enjoy this Perfect Wonderfulness forever and ever.

Close in prayer.

Closing ACTS Prayer

A God, we praise You for being for being Father, Son, and Holy Spirit: one God, yet three persons. Amazing and more than we can understand.

C God, we confess that unlike Jesus, who was without sin and did not need to repent or be baptized, we are sinners! We need a Savior!

T God, we thank You for sending Jesus to be the Savior of all who turn from their sins and trust in Him as their own Savior.

S God, work in our hearts! Help us to turn from our sins and trust in Jesus as our Savior, just as John the Baptist hoped that the people who listened to him would. Work in us that we might be Your people and know some of the Perfect Wonderfulness of knowing You right now; and then in heaven, know all of Your Perfect Wonderfulness that we can know—forever and ever.

Special Words

Anoint: To choose someone for a special task, usually being sprinkled with water or oil.

Messiah: Special chosen one promised by God to save God’s people from their sins, overthrow God’s enemies, and bring in and rule over God’s Kingdom.

Kingdom of God: Where God and His good ways are obeyed and enjoyed by God’s people. Heaven is where the Kingdom of God is fully enjoyed already. God’s people enjoy a taste of God’s Kingdom in their hearts now as they know and love God. One day, Jesus will return and fully establish the Kingdom of God completely in the new heaven and earth, too.

Purified: Cleansed of something.

Perfect Wonderfulness: A made up description of the perfect fellowship of love, joy and peace that God the Father, Son and Holy Spirit enjoys.

Trinity: A word that people use to describe the idea that the LORD is one God, but three persons--Father, Son and Holy Spirit.

ACTS PRAYER ACTIVITY

Use this sheet to write down your ACTS Prayer

Instructions:

Use this sheet to help the children apply the Bible Truth into a prayer. You can use the ACTS provided or even better, have the kids think of their own applications. Also have the children add their personal requests to the prayer, too. Lead the children in the prayer or let them pray sections, with your help. Never force a child to pray! Non-readers can participate by you whispering a section of the prayer into their ear and allowing them to pray it aloud for the group.

ADORATION:

Father, we praise You for Your wisdom; Jesus, we praise You for Your sacrifice,; and, Holy Spirit, we praise You for Your work in the hearts of God's people. How amazing You are to love sinful people like us as You have!

God, we praise You for being.....

Add your own Adorations:

CONFESSION:

God, we confess that many times we do not appreciate how great a sacrifice it was for You, Jesus, to leave the perfect fellowship of the Trinity in heaven to come to earth to be the sacrifice for the sins of God's people.

God, we have sinned against You....

Add your own Confessions:

THANKSGIVING:

Thank You, God for sending Your Holy Spirit to live in the hearts of Your people. Thank You, Father for Your wonderful plans to save Your people. Thank You, Jesus, for being their Savior.

God, we thank You for...

Add your own Thanksgivings:

SUPPLICATION:

God, help us to trust You about this great mystery that we cannot understand. Fill us with greater wonder over who You are. Send Your Holy Spirit to work in our hearts that we would turn away from our sins and trust in Jesus as our Savior.

God, we need Your help...

Add your own Supplication:

SNEAKY SNACK

Can you figure out how this snack ties in with our case?

Snack: From Carpenter Shop to Jordan River

Serve sparkling "Jordan River" water (bubbly or plain); Chex mix "Carpenter shop" bits and pieces; or, round crackers with "Cheese Whiz" spokes made on them.

This is only a suggestion. Feel free to modify. Be mindful of allergy issues among your children!

Case Tie-in: When it was time for Jesus to begin to proclaim God's kingdom, He left behind His work in the carpenter's shop and went down to the Jordan River to be baptized by John.

SOUL FOOD

Food for thought during snack time

1. What does the snack have to do with the story?

Choose a few questions from the other activity discussion sheets to talk about during this snack time.

2.

3.

4.

5.

6.

7.

Directions: Read and discuss Bible Truth, using a FEW of the questions. Play game. Feel free to modify the game to fit your children.

The LORD Is One God, Yet Three Persons: Father, Son and Holy Spirit

There is only one God; yet, He is God, the Father, the Son, and the Holy Spirit. God the Father reigns over everything according to His perfect wisdom and will. Jesus, God the Son, perfectly loves His Father and delights to obey Him. God, the Holy Spirit, does the will of the Father and the Son. He works in the hearts of God's people. They work together perfectly and they have always enjoyed perfect happiness and oneness in heaven.

The Father, Son and Holy Spirit are called the "Trinity" (Three as one) because they are three separate persons, but only one God. We cannot understand this easily because God is so different from anything else we know.

Understanding the Bible Truth

1. What is a "person"? *We think someone has to be a human to be a person, but person really means someone who has a separate personality or characteristics. God the Father, Son and Holy Spirit each are persons. They have separate personalities, roles and characteristics. They are not like people "persons" who each live separately from one another. They exist together. They are just one God, eternal, all powerful, all knowing, infinitely wise, holy, loving, etc. This is more than human minds can understand.*
2. What does God the Father, the Son, and the Holy Spirit each do? *God the Father reigns over everything according to His perfect wisdom and will. Jesus, God the Son, perfectly loves His Father and delights to obey Him. God, the Holy Spirit, does the will of the Father and the Son. He works in the hearts of God's people.*
3. How do they work together? What do they enjoy together? *They work together perfectly and they have always enjoyed perfect happiness and oneness in heaven.*
4. What do we call the Father, Son and Holy Spirit? What does it mean? *The Father, Son and Holy Spirit are called the "Trinity" (Three as one) because they are three separate persons, but only one God.*
5. Can something about God be true even though we don't understand it? Why? *Yes. Because He is so much greater than we are.*

Story Connection Questions

How does the case story point to the **Bible Truth: The LORD Is One God, Yet Three Persons: Father, Son and Holy Spirit**:

1. What did God the Father do at Jesus' baptism? *Pronounce that Jesus was His Son and that He was very pleased with Him.*
2. What did God the Holy Spirit do at Jesus' baptism? *Descend from heaven like a dove and rest on Him, preparing Him for the mighty work He was about to begin.*

Bible Verse Connection Question

1. What does our Bible Truth have to do with our Bible Verse: **2 Corinthians 13:14**: "May the grace of the Lord Jesus Christ, and the love of God and the fellowship of the Holy Spirit be with you all.?" *Each of these three things that Paul wants God's people to know and enjoy are gifts from each person of the Trinity: Father, Son and Holy Spirit. Jesus gives them the free, undeserved gifts of salvation through faith in Him. The Father loves His people so much that He gave Jesus to die for them. And, He continues to love them every day of their lives. The Holy Spirit lives inside them, giving them closeness with God (fellowship). He helps them to know, love and obey God better.*

Life Application Questions

1. How can knowing about the Trinity be an encouragement to God's people? *When they are fearful or going through hard times, they can think of all that God the Father, Son and Holy Spirit has done for them already. They can think about the Perfect Wonderfulness they will get to enjoy forever in heaven when these hard days are over..*
2. How can we become God's people? *By turning away from our sins and trusting in Jesus as our Savior.*

ACTS Questions

1. What is something we can praise God for because of this Bible Truth?

Praise God the Father for His wisdom, God the Son for His sacrifice, God the Holy Spirit for His work in the hearts of God's people.

2. What are sins we can confess to God because of this Bible Truth? *Confess that we forget to appreciate how great a sacrifice it was for Jesus to leave the perfect fellowship of the Trinity in heaven to come to earth to be the sacrifice for the sins of God's people.*

3. What is something we can thank God for because of this Bible Truth?

Thank God for sending the Holy Spirit, Himself, to dwell in the hearts of His people.

4. What is something we can ask God for because of this Bible Truth?

Ask God to help us trust Him about this great mystery we cannot understand and to fill us with greater awe over who He is.

The Gospel

1. What was God, the Father, Son and Holy Spirit's wonderful plan to save His sinful people? What's the gospel? *God is the good Creator and King of the world. He made people to worship Him and live by His good laws. But we are all sinners who've rebelled against Him. We all deserve death--God's just, eternal punishment for our sins. How terrible! But God has good news for us. In His great mercy, God sent His Son, Jesus to earth as a man to save sinners. He lived the perfect life that pleases God. (He's the only one who's ever done that!) He offered it up to God His Father as the perfect sacrifice for sins when He suffered and died on the cross. Then, on the third day, Jesus rose from the dead in victory. He had fully paid for the sins of God's people, so they wouldn't have to! Now all who turn away from their sins and trust in Jesus as their Savior will receive forgiveness of sins and eternal life with God. They will be His very own special people who will know Him and enjoy Him forever. We can be God's people, too, if we turn from our sins and trust in Jesus as our own Savior.*

Game: Beanbag Grand Marck

Materials

Small bowl or bag
1 Bean Bag per child
CD and CD player
Bible Truth Questions

Preparing the Game

1. Choose 20+ questions for your game from the Bible Truth Discussion Questions, or make up your own.
2. Write the Bible Truth questions on small thin strips of paper (or make a photocopy of the Bible Truth Discussion Questions and Simply cut them into strips) and put them in the bag/bowl.

Playing the Game

Have the children form partners, then form a big double circle. Give each child a bean bag. Have them balance them on their heads. Tell the children that you will start the music and tell the children to move however you command them to move, such as march, walk, skip, tip toes, big knee bends, pat head, fly like a bird, etc. (BUT NOT RUN!!!) and try not to let their bean bag fall off their heads. When/if the bean bag falls off, a team is to sit down. When the music stops, all of the seated children are asked a question. If they get the right answer, then everyone is released to the march again. If not, then they must wait until the next time a question is asked and answered correctly.

Game continues as number of questions, time, and attention span allow.

NOTE: Have the children who are "out" help make up actions for the other children to do, put them in charge of the music, etc. along with you. This will keep them happily occupied as they continue.

Non-competitive Option

Let all the children whose beanbag fell join back into the march, even if the class misses the question. Add the missed question back into the bag for further review.

Optional TAKING IT TO OTHERS Activity: Quiz Questions

Have the children choose a few of the questions from the game to ask the parents/other children during TAKING IT TO OTHERS time. Help pre-readers by whispering the question in their ear and letting them ask it aloud to the parents/other children. Make sure you read the Bible verse aloud before you ask your questions.

Directions:

1. Write words to song in large print before class.
2. Play the song for the children, helping them follow along on the song sheet.
3. Discuss the song, using a few questions from the discussion sheet. *Don't use them all!*
4. Introduce sign language for key words of your choice from sign language sheet for your song. Use as few or as many as you think the children can learn.
5. Sing and sign the song. Sign language as well as large format lyrics and sheet music are found in the PFI Unit Songbook or online.
6. If desired, play the Song Game.

Optional TAKING IT TO OTHERS Activity: Presenting and Singing the Song

1. Sing and sign the song, encouraging the watching children/parents to join in.
2. Ask the class some of the questions listed below. The Bible Truth Connection Question is particularly good to help them understand how the song ties in with the Bible Truth.

Holy, Holy, Holy

Verse 1

Holy, holy, holy,
 Lord God Almighty,
 Early in the morning,
 Our song shall rise to Thee;
 Holy, holy, holy,
 Merciful and mighty!
 God in three Persons,
 Blessed Trinity!

Listen to it on PFI ESV Songs 4, Track 17

Understanding the Song

1. What does "holy" mean? *Completely good and loving; completely set apart from anything that is sinful.*
2. What does the song say holy three times? *To say that He is very, very holy.*
3. What does "Lord God Almighty" mean? *"Lord" spelled with a little "o-r-d" means a ruler or master over others. But "LORD" with all capital letters is the name of God. It means "I Am Who I Am." Almighty means the LORD is mightier than anything or anyone else.*
4. What does "Thee" mean? *An Old English word that means "you", still used by some today to show special respect to God.*
5. What does it mean for our song to rise to God? *We think of heaven as up, so we say our song rises up for God to hear us.*
6. Why is the morning an especially good time to praise God? *Each day is a gift from Him, filled with plans He has for us. When we start the day worshipping God, we are remembering to seek after His will for the day, that we might please Him in all we do.*
7. What does "blessed" mean? *Knowing God's favor or pleasure.*
8. What does "Trinity" mean and who is the Trinity? *Unity of Three, or Three that is One. The Father, Son and Holy Spirit are the Trinity.*
9. What is the Trinity called blessed? *The Trinity is blessed because only God is perfect. He is pleased with Himself more than anyone else. No one is wonderful as He. Also, God's people call the Trinity blessed because there is no one or nothing more wonderful than Him for us to know. And, it is because of the amazing plan of the Trinity that they can know some of His Perfect Wonderfulness now, and will know it as completely as humans can when they go to heaven.*

Bible Truth Connection Question

1. How does this song relate to our Bible Truth: **The LORD Is One God, Yet Three Persons: Father, Son and Holy Spirit?**

The LORD--Father, Son, and Holy Spirit-- is the Trinity. All that the Father, Son and Holy Spirit is and does shows us His perfect holiness, mercy, and mightiness. He has shown such love and goodness to sinners by all that He has done that God's people cannot help but call Him the blessed Trinity.

Story Connection

1. How does this song relate to today's story? *At the baptism of Jesus, all three persons of the Trinity were clearly revealed: the Father pronouncing that Jesus was His Son and He was very pleased with Him; and the Holy Spirit, descending from heaven like a dove, resting upon Jesus and preparing Him for the mighty work He was about to begin.*

Bible Verse Connection Question

1. What does this hymn have to do with our Bible Verse: **2 Corinthians 13:14**: "May the grace of the Lord Jesus Christ, and the love of God and the fellowship of the Holy Spirit be with you all!"

The Trinity--God, the Father, Son and Holy Spirit--is blessed to God's people because of their gifts of grace, love and fellowship.

Life Application Questions

1. How can God's people be affected by the message of this song? *They can praise God for being completely holy, merciful and mighty. They can ask God to help them to know Him better that they might delight in Him most of all.*

2. How can we become God's people? *By turning away from our sins and trusting in Jesus as our Savior.*

ACTS Questions

1. What is something we can praise God for from this hymn?

Praise God for being three Persons, Father, Son and Holy Spirit. Praise God for being holy.

2. What are sins we can confess to God from this hymn?

While God is holy, we are not. We disobey God. We deserve God's punishment! We need a Savior!

3. What is something we can thank God for from this hymn?

We can thank God for not just being holy and punishing us as we deserve, but sending Jesus to save all those who would ever turn from their sins and trust Him as their own Savior.

4. What is something we can ask God for from this hymn?

That God would work in our hearts that we might turn from our sins and trust Jesus as our Savior. Ask Him to forgive us our sins through Jesus. Help us to be holy, living our lives to please Him.

Gospel Question

1. God is holy: great and good. Nothing sinful can live in His presence. Yet, God made a way for His sinful people to live with Him forever. Can you tell me what it is? What is the gospel?

God is the good Creator and King of the world. He made people to worship Him and live by His good laws. But we are all sinners who've rebelled against Him. We all deserve death--God's just, eternal punishment for our sins. How terrible! But God has good news for us. In His great mercy, God sent His Son, Jesus to earth as a man to save sinners. He lived the perfect life that pleases God. (He's the only one who's ever done that!) He offered it up to God His Father as the perfect sacrifice for sins when He suffered and died on the cross. Then, on the third day, Jesus rose from the dead in victory. He had fully paid for the sins of God's people, so they wouldn't have to! Now all who turn away from their sins and trust in Jesus as their Savior will receive forgiveness of sins and eternal life with God. They will be His very own special people who will know Him and enjoy Him forever. We can be God's people, too, if we turn from our sins and trust in Jesus as our own Savior.

Song Game: Big Voice, Little Voice

Materials

Song

Sign language signs used in the song printed out onto little cards

Blindfold

Preparing the Game

None.

Playing the Game

1. Practice the song and signs until the children know them well. Then tell them: "Children, we are going to hide a sign language sign and see if one of you can find it... with a little help from the rest of us!"
2. Choose someone to be "It" and blindfold them. Choose another child to hide one of the sign language cards. When it's hidden, "It" can remove the blindfold and begin to look.
3. The rest of the children will sing the song in a louder voice when "It" gets closer to the hidden sign and quieter when "It" gets further from the sign.
4. When "It" finds the hidden clue, another "It" is chosen and play begins again.

Game continues as number of questions, time, and attention span allow.

choose a FEW questions for discussion, then choose the game and/or music activity

Bible Truth 5 BIBLE VERSE**Meditation Version: 2 Corinthians 13:14**

“May the grace of the Lord Jesus Christ, and the love of God and the fellowship of the Holy Spirit be with you all.”

Understanding the Bible Verse

1. What is “grace”? *Grace is receiving an undeserved gift; or being treated with favor that you don’t deserve.*
2. What is the grace of the Lord Jesus Christ? *The gift of His leaving the perfection of fellowship with the Father and the Holy Spirit to live as a human and offer up His life as the perfect payment for the sins of His people.*
3. What is the love of God like? *So great that He would send His Son to suffer and die as the perfect sacrifice for His people.*
4. What is fellowship? *Loving, caring, knowing someone as a close friend.*
5. What is the fellowship of the Holy Spirit? *His living in the hearts of His people, so that they know and love God closely.*
6. Who is the “you all” that the Father, Son and Holy Spirit will be with? *Christians: those who confess their sins to God, trusting in Jesus for forgiveness for them and who turn and live their lives in obedience to Him.*
7. Why would Paul (who wrote these words to the Corinthians) want them to have these three things? *These are the three greatest gifts of the Trinity to us: forgiveness for sins, for God to love them, and to know and love God.*

Bible Truth Connection Question

1. What does this verse have to do with the **Bible Truth: The LORD Is One God, Yet Three Persons: Father, Son and Holy Spirit**? *Each of these things that Paul wants God’s people to know and enjoy are gifts from each person of the Trinity: Father, Son and Holy Spirit. Jesus gives them the free, undeserved gifts of salvation through faith in Him. The Father loves His people so much that He gave Jesus to die for them. And, He continues to love them every day of their lives. The Holy Spirit lives inside them, giving them closeness with God (fellowship). He helps them to know, love and obey God better.*

Story Connection Questions

1. How does this verse relate to our story? *Jesus’ baptism by John marked the beginning of His time when He would tell about God’s amazing love and plan to save sinful men. All who would turn from their sins and believe in Him, would become God’s people. They would receive the gracious gift of forgiveness of sins, know the love of God, and would have the Holy Spirit live inside their hearts, knowing His fellowship.*

Life Application Questions

1. How can God’s people apply this verse to their lives? *They can praise God: Father, Son and Holy Spirit for giving His people all they need to know Him and love Him. They can praise Him that He would have chosen to include His people—just creatures—in the Perfect Wonderfulness of who He is through the grace of Jesus, the love of God, and the fellowship of the Holy Spirit.*
2. How can we become God’s people? *By turning away from our sins and trusting in Jesus as our Savior.*

ACTS Questions

1. What is something we can praise God for from this Bible Verse? *Praise God the Father for His great love for His people, shown through Jesus’, God’s Son, gift of salvation for His people.*
2. What is something we can confess to God from this Bible Verse? *We can confess that many times we don’t think about how great God’s love for His sinful people is, that He would choose to send His Son to earth, where He would not enjoy all of the Perfect Wonderfulness of fellowship in heaven with God the Father and Holy Spirit.*
3. What is something we can thank God for from this Bible Verse? *We can thank God for His great love for His people, choosing to save them even though they have rebelled against Him.*
4. What is something we can ask God for from this Bible Verse?
We can ask God to work in our hearts that we would want to turn away from disobeying Him and trust in this wonderful Jesus as our own Savior. We can ask His that we might know His love, receive the gift of salvation through Jesus, and know the Holy Spirit’s fellowship in our hearts.

Gospel Question

1. How did God show His love to His people? What is the undeserved gift that Jesus gave to His people: what is the gospel?

God is the good Creator and King of the world. He made people to worship Him and live by His good laws. But we are all sinners who've rebelled against Him. We all deserve death--God's just, eternal punishment for our sins. How terrible! But God has good news for us. In His great mercy, God sent His Son, Jesus to earth as a man to save sinners. He lived the perfect life that pleases God. (He's the only one who's ever done that!) He offered it up to God His Father as the perfect sacrifice for sins when He suffered and died on the cross. Then, on the third day, Jesus rose from the dead in victory. He had fully paid for the sins of God's people, so they wouldn't have to! Now all who turn away from their sins and trust in Jesus as their Savior will receive forgiveness of sins and eternal life with God. They will be His very own special people who will know Him and enjoy Him forever. We can be God's people, too, if we turn from our sins and trust in Jesus as our own Savior.

Game: Which Way Did It Go?

Materials

Bible verse written up in large print so that all can see

Coin

Beanbag or other small object

Preparing the Game

None.

Learning the Verse

Some or all of your children may be non- or early readers. Teach the verse in sections, having them say it after you. Repeat a few times. Add clapping or other movement as they say it.

Directions

1. If desired, lead the children in a discussion of a **FEW** of the most important questions before beginning game.

2. Explain the game to them as follows:

Divide the children into two teams. Have the children sit or stand in a circle, alternating team members. Have everyone say the verse together. Explain to the children that they will pass the beanbag, stating clockwise, around the circle. Outside the circle one person, the Coin Flipper, will flip the coin. Each time the Coin Flipper gets a tails, he yells "Change" and the children in the circle change the direction they are passing the beanbag. After 5 changes whoever has the beanbag says the verse for their team. He gets 2 points for his team if he can say it by himself. One point, if he can say it with the help of another team member. If they can't say it, then the person next to him (on the other team) can try to say it for 1 point for his team. The child who correctly recited the verse is the next Coin Flipper. Have everyone say the verse again, then repeat steps.

Game continues until all children get to be the Coin Flipper, or as time and attention span allow.

Non-competitive Option

Don't split the children into teams. Give the group a target number of points to make. Challenge the children to see how few turns it will take to reach the target number of points. Tally the number of points on a piece of paper. Continue until target number is reached. Repeat, seeing if they can do it in less turns the second time.

Optional TAKING IT TO OTHERS Activity: Quiz Questions

Have the children choose a few of the questions from the game to ask the parents/other children during TAKING IT TO OTHERS time. Help pre-readers by whispering the question in their ear and letting them ask it aloud to the parents/other children. Make sure you read the Bible verse aloud before you ask your questions.

Directions:

1. Write words to song in large print before class.
2. Play the song for the children, helping them follow along on the song sheet.
3. Discuss the song, using a few questions from the discussion sheet. *Don't use them all!*
4. Introduce sign language for key words of your choice from sign language sheet for your song. Use as few or as many as you think the children can learn.
5. Sing and sign the song. Sign language as well as large format lyrics and sheet music are found in the PFI Unit Songbook or online.
6. If desired, play the Song Game.

Optional TAKING IT TO OTHERS Activity: Presenting and Singing the Song

1. Sing and sign the song, encouraging the watching children/parents to join in.
2. Ask the class some of the questions listed below. The Bible Truth Connection Question is particularly good to help them understand how the song ties in with the Bible Truth.

May the Grace: 2 Corinthians 13:14

May the grace of the Lord Jesus Christ,
And the love of God,
And the fellowship of the Holy Spirit,
Be with you all.

May the grace of Lord (Jesus Christ),
And the love of God (God the Father)
And the fellowship of the Holy Spirit,
Be with you all.

Second Corinthians Thirteen, fourteen. *Refrain*

Listen to it on PFI ESV Songs 4, Track 18

Song Game: Sign It, Say It, What Does It Mean?

Materials

Sign Language signs used in song, particularly choose words with important meanings you want the children to learn, such as "grace", "redeem", etc.

Bag or bowl

Preparing the Game

1. Cut out signs and put in bowl.

Playing the Game

1. Practice the song and signs until the children know them well. Then put all the signs we've learned in this bag/ bowl and mix them up.
2. Ask one of the children to choose a sign, but not show it to anyone...but you, if they need some help.
3. Ask the child to do the sign for the rest of the children and see if the other children can guess which one it is. Do the sign with the child, if desired.
4. When the children guess the sign, ask them the meaning of the word. If no one guesses the sign, put it back in the bowl to be picked again.
5. Choose another child to pick a new sign from the bag and continue.

NOTE: You might want to sing the song after you do each word or couple of words.

Game continues as number of questions, time, and attention span allow.

STORY REVIEW

Directions: Read and discuss Bible Truth, using a FEW of the questions. Play game. Feel free to modify the game to fit your children.

General Story Questions

1. Where did Jesus grow up for most of the first thirty years of his life? *Nazareth.*
2. With whom did Jesus grow up? *His mother and her husband, Joseph. His step-brothers and sisters.*
3. What did his family and the villagers think of Him? *He was good, obedient, godly.*
4. What did Jesus learn to do as a trade (job)? *What sorts of things did he do? Carpenter's work.*
5. Whose son did the people of Nazareth think Jesus was? Were they right? *Joseph (and Mary's). Wrong about Joseph. Right about Mary.*
6. Why did Jesus stop doing carpentry? *Because it was time to tell the good news of salvation and to be the Savior of God's people.*
7. Why did Jesus go to the River Jordan? *To be baptized.*
8. What was John the Baptist telling people to do? Why? *To repent of their sins and be baptized, to ready their hearts for the Kingdom of God that was soon to be coming.*
9. Who did the people wonder that John might be? *The Messiah*
10. What did John say he was not even worthy to do for the Messiah? *Carry his sandals!*
11. What did John tell the people that the Messiah would do when He came? *Baptize them with the Holy Spirit and with fire.*
12. What did John mean when he said that the Messiah would baptize with the Holy Spirit and with fire? *Baptism means to be immersed. It is a sign of the end of an old sinful way of life and beginning a new life lived to please God. The Messiah would not just give them a sign of their repentance—like baptism with water. If they truly repented of their sins and trusted in Him, He would purify their hearts (like fire purifies gold) and fill them with His Holy Spirit, bringing the end of their old, sinful way of life and giving them the Holy Spirit's strength to live a new life, pleasing to God.*
13. Why did John think he should not baptize Jesus? *Because Jesus had no sins to be forgiven or repent of. He was perfect.*
14. Why did Jesus say He needed to be baptized? *Not because He had sinned, but to fulfill all righteousness. Jesus was to save His people by being the substitute for the sins of His sinful people. He must start with being baptized just as they needed to be.*
15. What did the Holy Spirit do when Jesus was baptized? *The heavens were torn open and the Holy Spirit descended upon Jesus like a dove and remained upon Him. He was anointing Him in preparation for the mighty work He was about to do.*
16. What did God the Father do when Jesus was baptized? *He spoke in a loud voice, "This is My Son, with whom I am well pleased."*

Bible Truth Connection Questions

1. What does this story have to do with our **Bible Truth: The LORD Is One God, Yet Three Persons: Father, Son and Holy Spirit**? How do we see the three persons of the Trinity all at work at the same time in this story? *God the Father proclaims that Jesus is His Son. God the Holy Spirit descends from heaven and anoints Jesus for the mighty work He is about to start. God the Son is being baptized.*

Bible Verse Connection Question

1. What does the story have to do with our **Bible Verse: 2 Corinthians 13:14**: "May the grace of the Lord Jesus Christ, and the love of God and the fellowship of the Holy Spirit be with you all."?
Jesus' baptism by John marked the beginning of His time when He would tell about God's amazing love and plan to save sinful men. All who would turn from their sins and believe in Him, would become God's people. They would receive the gracious gift of forgiveness of sins, know the love of God, and would have the Holy Spirit live inside their hearts, knowing His fellowship.

Life Application Questions

1. How can knowing about the Trinity be an encouragement to God's people? *When they are fearful or going through hard times, they can think of all that God the Father, Son and Holy Spirit has done for them already. They can think about the Perfect Wonderfulness they will get to enjoy forever in heaven when these hard days are over..*
2. How can we become God's people? *By turning away from our sins and trusting in Jesus as our Savior.*

ACTS Questions

1. What is something we can praise God for being that we learned in our story? *Praise God for being Father, Son, and Holy Spirit: one God, yet three persons. Amazing and more than we can understand.*
2. What is something we can confess as sin that we learned in our story? *Confess that unlike Jesus, who was without sin and did not need to repent or be baptized, we are sinners! We need a Savior!*
3. What is something we can thank God for that we learned in our story? *We can thank God for sending Jesus to be the Savior of all who turn from their sins and trust in Him as their own Savior.*
4. What is something we can ask God for that we learned in our story?
We can ask God to work in our hearts, helping us to turn away from our sins and trust Jesus as our own Savior, just as John the Baptist hoped that the people who listened to him would. We can ask Him to work in us that we might be His people and know some of the Perfect Wonderfulness of knowing Him right now; and then in heaven, know all the Perfect Wonderfulness that we can know—forever and ever.

The Gospel

1. What was Jesus being anointed to do when He was baptized? What is the good news of Jesus? What is the gospel?
God is the good Creator and King of the world. He made people to worship Him and live by His good laws. But we are all sinners who've rebelled against Him. We all deserve death--God's just, eternal punishment for our sins. How terrible! But God has good news for us. In His great mercy, God sent His Son, Jesus to earth as a man to save sinners. He lived the perfect life that pleases God. (He's the only one who's ever done that!) He offered it up to God His Father as the perfect sacrifice for sins when He suffered and died on the cross. Then, on the third day, Jesus rose from the dead in victory. He had fully paid for the sins of God's people, so they wouldn't have to! Now all who turn away from their sins and trust in Jesus as their Savior will receive forgiveness of sins and eternal life with God. They will be His very own special people who will know Him and enjoy Him forever. We can be God's people, too, if we turn from our sins and trust in Jesus as our own Savior.

Game: Forceball

Materials

One kick ball or other rubber ball
Masking tape
Yard stick
Story Review Questions

Preparing the Game

1. Choose 20+ questions for your game from the Story Review Discussion Questions, or make up your own.
2. Use the tape to mark 2 lines about 3 yards apart.

Playing the Game

Divide the children into two teams and have each team line up behind one of the lines.

Players should stand side to side, with legs apart and feet touching. The two teams are facing each other. Play starts as one team rolls (with their hands) the ball to the other team, trying to get it through the other team's legs without being blocked. The defending team cannot move their feet to block the ball. They can only block it with their hands. If the ball gets through their legs, the other team can get 2 points if they can answer a Story Review question correctly. If they do not say it correctly, then the defending team can try for 1 point. The defending team then bats the ball and tries to get it through the other team's legs. The team with the most points wins.

Game continues as number of questions, time, and attention span allow.

Non-competitive option

This game is difficult to make completely non-competitive. You can, however, not keep track of points.

Optional TAKING IT TO OTHERS Activity: Quiz Questions

Have the children choose a few of the questions from the game to ask the parents/other children during TAKING IT TO OTHERS time. Help pre-readers by whispering the question in their ear and letting them ask it aloud to the parents/other children.

CASE REPLAY ACTIVITIES

Use this guide to review the Case Story and act it out for others to enjoy!

CASE REPLAY, JR: YOUNGEST CHILDREN

Description: The children will act out the story together, everyone doing the same action/sound effect at the same time. This activity is most suitable for kindergarteners.

Materials

The Case RePlay, Jr. script for younger children

Preparation

1. Read through the script and write in the blanks along the side possible actions/sound effects the children could do to act it out.

Instructions

1. Tell the children that they will be re-enacting the story together as you tell it.
2. As you read the script, lead the children in actions/sound effects to do with you.
3. If desired, you can read the script and stop at certain sentences and ask them what a good action/sound effect would be to act out what you just read.
4. Repeat the re-enactment one or two times more.

CASE REPLAY, SR: OLDER CHILDREN

Description: The children act out the story as a three-scene play. You will narrate it using the Case RePlay, Sr. script and they will act it out (no spoken words, for the most part), with each child assuming a different character's role. This activity is most suitable for first grade and up. You will review the story, then practice it a few times before performing it for others.

Materials

The Case RePlay, Sr. script
White board or other large format paper
Costumes and props

Preparation

1. Prepare for the play by choosing costumes and props for each character in the story. Decorate the area with any scenery props.
2. Write the words "Beginning," "Middle," "End" on a large piece of paper/whiteboard with plenty of space under each heading. You will use this paper to help the children think about the story as a three-scene play, as it is presented in the script.

Instructions

1. Tell the children that they will get to act out the story as a three-scene play, with a beginning, Middle and end section. Tell them that before they can act it out, they need to think it out. as you narrate it with your script.
2. Take the children's answers as they recount the story, helping them put key incidents in the right order.
3. If desired, when they have filled in their Beginning, Middle, End, read through your whole (real) script, so they hear exactly what you will have them act out.
4. Then tell the children that it's time to practice acting out the story.
5. Assign parts to each child. If you are using costumes, do NOT give them out at this point. They will be a distraction.
6. Have all the children sit on the floor or in chairs on one side of the "stage," then call the characters up in place as their part in the story comes.
7. As you read the script, guide the children in where you want them to move or do to act it out.
8. After going through the whole script once, give out any costumes and props and act out the script once or twice more.

Optional TAKING IT TO OTHERS Activity: Re-enacting the Story

Read the script as the children act out together (younger) or assuming different roles (older) as the other children or the parents watch.

CASE REPLAY, JR--YOUNGER KIDS (KINDERGARTEN) P.2

Welcome to our play! The name of our story is called: The Case of the Singular Son.

Our story takes place in during New Testament times when Jesus lived on earth. It starts out in a carpenter's shop in the village of Nazareth.

And now we present: "The Case of the Singular Son."

Scene 1:

Jesus grew up in Nazareth. He lived with His mother, Mary, her husband Joseph (until he died), and His (half) brothers and sisters--the children Mary and Joseph had together. Everyone in the village was pleased with Jesus, the son of Mary. He was loving, kind, caring, and good. He loved God. Jesus learned to be a carpenter, just like Joseph. He made many useful things for the people of the village-- wheels, tools, furniture, carts, and other things like that.

Actions:

Scene 2:

When Jesus was thirty years old, it was time for Him to begin preaching about God. Everyone knew Jesus was the son of Mary. But now Jesus would show the world who His Father was. He wasn't just Jesus, the son of Mary. He was Jesus, the Son of God. He had come to save God's people. Jesus left Nazareth and headed down the road to the River Jordan. There, Jesus found John preaching to the people. He listened to John urge the people to prepare their hearts for the Kingdom of God by repenting and being baptized. The people ask John if he's the Messiah, but he tells them that he is not. He tells them that the Messiah is coming soon and He is someone so great that he (John) isn't even worthy of the honor to carry His dirty sandals. The Messiah, John tells them, won't just baptize them with water, He will baptized them with the Holy Spirit so that they have new hearts that desire to follow the Lord.

Scene 3

When John sees Jesus, the Holy Spirit whispered to him that this was the Messiah who he had been preparing the people for. Jesus asked John to baptize Him, but John did not want to because he knew that Jesus had no sin to have forgiven or repent of. He thought Jesus should baptize him, instead! Jesus explained that He was supposed to do this to fulfill all of God's righteous plan for Him as the substitute for the sins of His people. John agrees, takes Jesus in the water and baptizes Him. When Jesus comes up out of the water, the heavens are torn open and the Holy Spirit descends upon Jesus like a dove. God the Father declares: This is My Son, with whom I am well-pleased. It is now time for Jesus, the son of Mary, to begin His ministry as the Son of God: telling others about the Kingdom of God and urging them to repent and believe in Him.

Bible Truth Tie-In:

The Bible Truth we are learning is: **The LORD Is One God, Yet Three Persons: Father, Son and Holy Spirit.** When Jesus went to be baptized by John, God the Father, Son and Holy Spirit were clearly at work. God the Father proclaimed aloud that Jesus is His Son who He is pleased with. God the Holy Spirit descended from heaven and anointed Jesus for the mighty work He is about to start after He, God's Son, is baptized.

CASE REPLAY, SR--OLDER KIDS (1ST GRADE AND UP) P.3

Welcome to our play! The name of our story is called: The Case of the Singular Son.

Our story takes place in during New Testament times when Jesus lived on earth. It starts out in a carpenter's shop in the village of Nazareth.

The characters in our story are: Mary, Joseph, Jesus, Half-brothers and sisters, villagers, John the Baptist, people listening to John, God the Father (voice), God the Holy Spirit (portrayed as a dove)

And now we present: "The Case of the Singular Son."

Scene 1: (Beginning)

Jesus grew up in Nazareth. He lived with His mother, Mary, her husband Joseph (until he died), and His (half) brothers and sisters--the children Mary and Joseph had together. Everyone in the village was pleased with Jesus, the son of Mary. He was loving, kind, caring, and good. He loved God. Jesus learned to be a carpenter, just like Joseph. He made many useful things for the people of the village-- wheels, tools, furniture, carts, and other things like that.

Scene 2: (Middle)

When Jesus was thirty years old, it was time for Him to begin preaching about God. Everyone knew Jesus was the son of Mary. But now Jesus would show the world who His Father was. He wasn't just Jesus, the son of Mary. He was Jesus, the Son of God. He had come to save God's people. Jesus left Nazareth and headed down the road to the River Jordan. There, Jesus found John preaching to the people. He listened to John urge the people to prepare their hearts for the Kingdom of God by repenting and being baptized. The people ask John if he's the Messiah, but he tells them that he is not. He tells them that the Messiah is coming soon and He is someone so great that he (John) isn't even worthy of the honor to carry His dirty sandals. The Messiah, John tells them, won't just baptize them with water, He will baptized them with the Holy Spirit so that they have new hearts that desire to follow the Lord.

Scene 3: (End)

When John sees Jesus, the Holy Spirit whispered to him that this was the Messiah who he had been preparing the people for. Jesus asked John to baptize Him, but John did not want to because he knew that Jesus had no sin to have forgiven or repent of. He thought Jesus should baptize him, instead! Jesus explained that He was supposed to do this to fulfill all of God's righteous plan for Him as the substitute for the sins of His people. John agrees, takes Jesus in the water and baptizes Him. When Jesus comes up out of the water, the heavens are torn open and the Holy Spirit descends upon Jesus like a dove. God the Father declares: This is My Son, with whom I am well-pleased. It is now time for Jesus, the son of Mary, to begin His ministry as the Son of God: telling others about the Kingdom of God and urging them to repent and believe in Him.

Bible Truth Tie-In:

The Bible Truth we are learning is: **The LORD Is One God, Yet Three Persons: Father, Son and Holy Spirit.** When Jesus went to be baptized by John, God the Father, Son and Holy Spirit were clearly at work. God the Father proclaimed aloud that Jesus is His Son who He is pleased with. God the Holy Spirit descended from heaven and anointed Jesus for the mighty work He is about to start after He, God's Son, is baptized.

The Holy Spirit Descends Like a Dove upon Jesus

Description

Children will make a scene of the Holy Spirit descending on Jesus like a dove.

Materials

White cardstock
Markers/Crayons
Gold/Silver Glitter Glue
Metallic Gold or Silver Gel Pens

Preparing the Craft

1. Make one copy of Templates #1 and #2 for each child.
2. Cut slit in Template #1 where the dove piece will be inserted.

Making the Craft

1. Show the children your sample of the craft.
2. Color the scene with markers/crayons.
3. Fill in the dove with glitter glue. Color the lines on the rest of the dove piece with gel pens (Could use glitter glue, but it may be difficult to move piece up and down).
4. Insert dove piece in the slot.

Making a Bible Truth Connection

Once the children have settled into their craft, use the Bible Truth- Craft Connection Sheet to lead discussion about the craft. Note that most of these questions echo the questions on the case board, providing a review of what the children learned earlier.

Optional TAKING IT TO OTHERS Activity: Craft Presentation

If you are presenting the craft to other children or parents the children can hold up their crafts (or your model craft) and read their Bible Truth Connection answers to explain the importance of the craft.

CASE CRAFT**Discussion Guide****Instructions:**

As the children are settled into making their craft, ask them these questions to help them understand the craft's significance. Use the answers provided to guide the children's answers.

Discussion Questions

1. Where was Jesus going when He left Nazareth?
To the Jordan River, where John was.
2. What was John doing at the Jordan River? What did Jesus ask John to do? *Urging people to prepare for the coming Messiah by repenting of their sins and being baptized. Jesus came to be baptized, too. (Though He had no sins to repent of, He did it as part of His work of salvation for God's sinful people.)*
3. What did God the Father and God the Holy Spirit do when God the Son was baptized?
God the Father announced that Jesus was His Son and sent the Holy Spirit who like a dove descended upon Jesus, anointing Him for His work as the Messiah King who would save God's People.
4. What is Bible Truth that we are learning?
The LORD Is One God, Yet Three Persons: Father, Son and Holy Spirit.
5. What does our craft have to do with our Bible Truth: The LORD Is One God, Yet Three Persons: Father, Son and Holy Spirit?
God the Father, Son and Holy Spirit work together to do all of His holy, wonderful will.
6. What can our craft help us remember?
God the Father, Son and Holy Spirit work together to do all of His holy, wonderful will.


TAKING IT TO OTHERS**Craft Presentation****Instructions:**

Have children hold up your model craft/their crafts. Choose five children (or you say) the five sections below to explain the craft's importance.

Presentation:

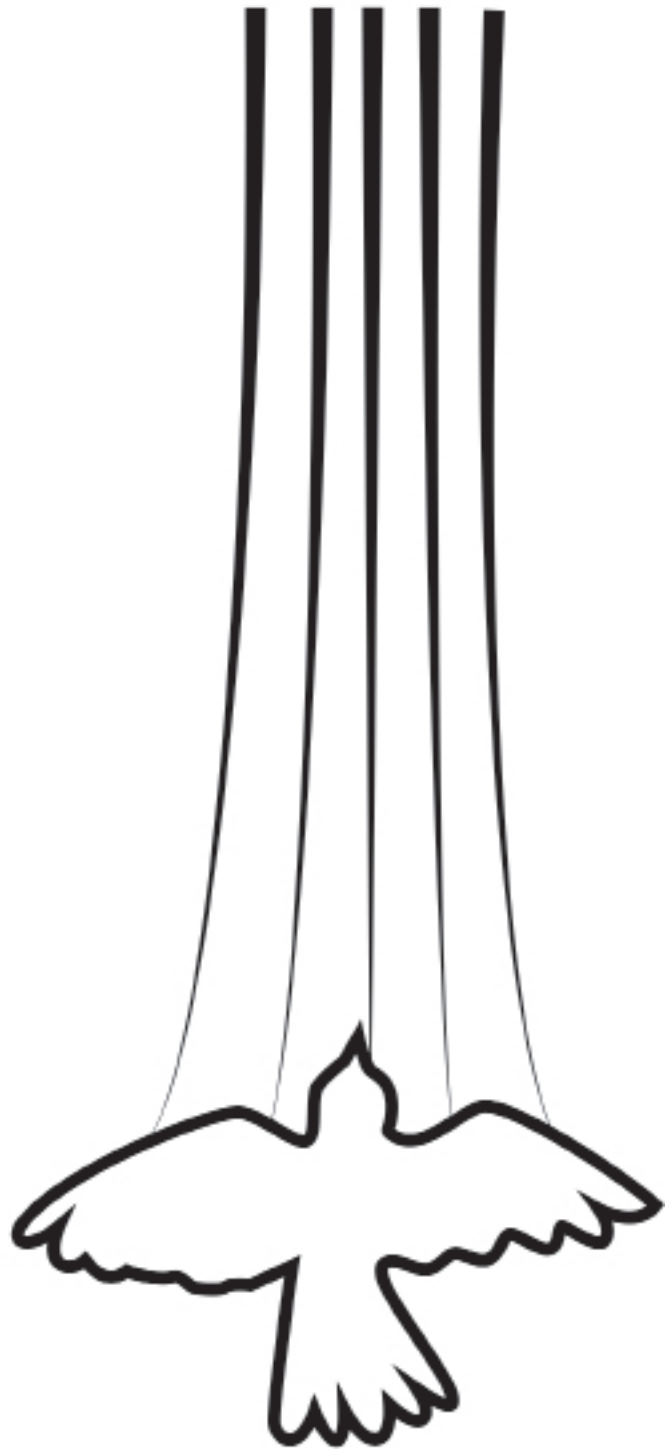
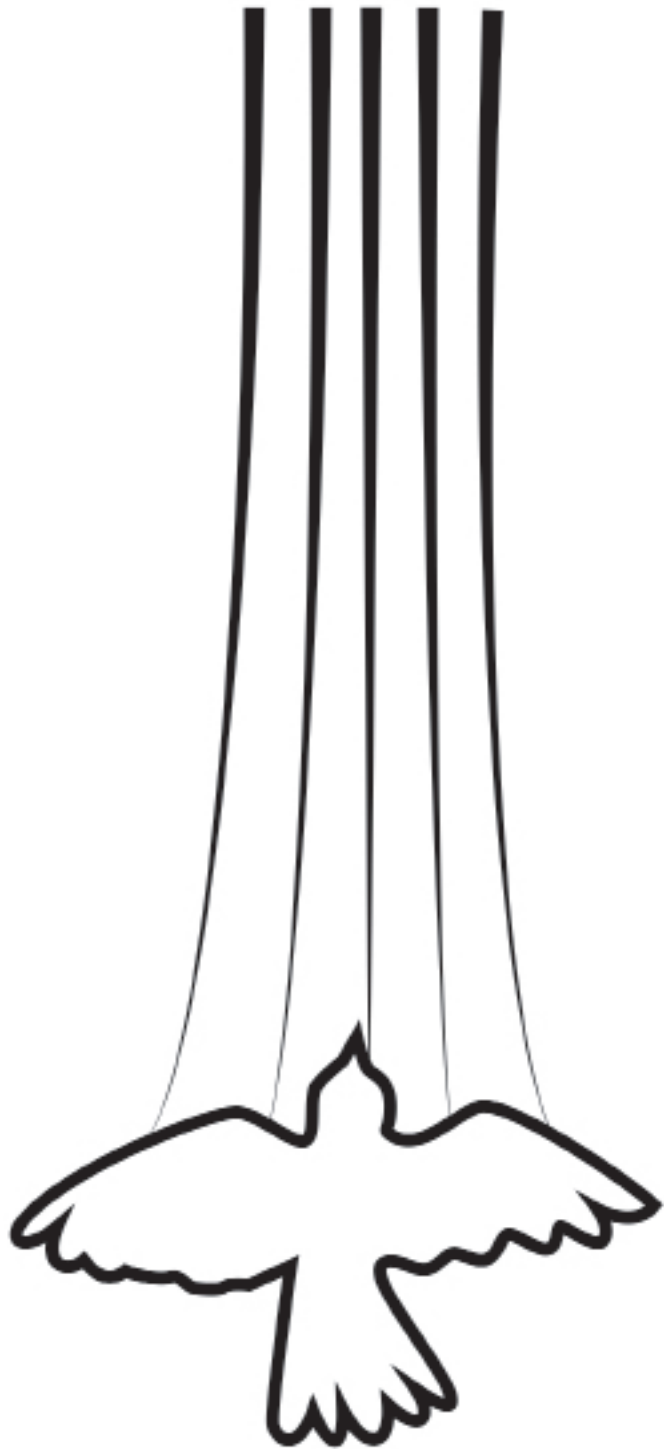
1. Our craft is: The Holy Spirit Like a Dove Descends upon Jesus.
2. At the Jordan River, the crowd heard God the Father announced that Jesus was His Son and sent the Holy Spirit who like a dove descended upon Jesus, anointing Him for His work as the Messiah King who would save God's People.
3. Our Bible Truth is: The LORD Is One God, Yet Three Persons: Father, Son and Holy Spirit.
4. God the Father proclaimed Jesus as His Son at His baptism and the Holy Spirit prepared Him for the work of preaching and salvation ahead of Him.
5. Our craft can help us remember that God the Father, Son and Holy Spirit work together to do all of His holy, wonderful will.

Note: Even non-readers can participate in presenting the craft, if you will whisper what they are to say in their ear and let them say it aloud for the others to hear.



Template #1 (previous page)

Template #2 (to right)



BEFORE CLASS:**1. PICK YOUR PERSON**

VIPPs can be anyone in your church! Typically, they fall into 6 categories: Church staff, Elders, Deacons/deaconesses, Special Volunteers (people who aren't paid, but spend a lot of time helping out in particular ways), Supported Workers (aka missionaries), and Church Members.

2. GATHER YOUR FACTS

Use the VIPP Information Sheet to write down the facts about your VIPP. The information on this worksheet is used in the VIPP activities, listed in the "Choose an Activity" section below.

DURING THE ACTIVITY:**1. INTRODUCE YOUR VIPP**

Introduce your VIPP to the children, using the VIPP Information Sheet. Fill in a set of VIPP Clue Cards with the information for your VIPP. If desired, you can even have the actual person come into class for the children to meet.

Need help describing what someone does for the church in a kid-friendly way? Check out the list of common VIPPs on the Praise Factory website in the PFI resources. There are lots of kid-friendly descriptions for common VIPP's, such as pastors, elders, deacons and a lot more.

2. PRAY!

Lead the children in praying for the VIPP. Ask the children if they would like to pray for one of the VIPPs prayer requests. Even non-readers can pray for the VIPP if you whisper the prayer request in their ear, then let them say it aloud. Never force a child to pray!

3. CHOOSE AN ACTIVITY

There are two activities you can use to help the children learn about the VIPP:

VIPP Clue Cards: These are nine coloring sheets in which children fill in the nine things they learn about the VIPP from the VIPP Information Sheet. Photocopy a set of each child. Use as few or as many of these Clue Cards as you desire.

VIPP Game: This is a game that uses a set of Clue Cards for one or two VIPPs.

Choose a VIPP and fill in his/her information on the VIPP Information Sheet. Fill in a set of VIPP Clue Cards with the information for your VIPP. Tell the children about the VIPP, having them fill in the VIPP Clue Cards with the key facts as they learn them. Write any words the children need to write on a white-board or other piece of paper so they can see how to spell them. Help younger children write these words on their clue cards. Ideas for how to tell the children about many common VIPPs are listed at praisefactory.org with the resources for this Bible Truth.

Optional TAKING IT TO OTHERS Activity: Introduce and Pray for the VIPP

If you are presenting the VIPP to other children or parents you can assign children to hold up the 10 clue cards and say what each card tells about the VIPP. (Or, you can have the children hold them up as you tell what each one means.) Then lead the children in praying for the VIPP.

Game: Stop and Go

Materials

Information for one VIPP
2 Sets of Clue Cards
8 8.5" x 11" Manilla Envelopes
Ball
Blindfold
Bag

Preparing the Game

1. Fill in one set of clue sheets for the VIPP you are using.
2. Tape the other (blank) set of Clue Cards to the outside of the manilla envelopes.
3. Put the filled-in clue cards in the corresponding envelope.
4. Put all the Clue Cards envelopes in a bag, except for the ones with the names and pictures of the VIPPs.

Playing the Game

Reveal: Tell the children about the VIPP, showing them your filled-in clue cards as you tell about them.

Review: Have the children stand or sit in a circle. Choose one child to be the Caller. The Caller stands in the center of the circle, blindfolded. Hand the ball to a child in the circle. At the Caller's "Go" command, the ball is passed around the circle. It is passed around until the Caller says "Stop." Whoever has the ball when the Caller says stop chooses a Clue Card envelope. The child (or the teacher) tells the class the Clue Card category and asks them if they can remember the answer for the VIPP. The envelope is opened to see what the answer is. If the children get it right, the category is retired. If they get it wrong, it goes back into the pile of envelopes.

VIPP INFORMATION SHEET

VIPP NAME:

WHAT VIPP LOOKS LIKE

Man or Woman? _____

Hair color? _____

Eye color? _____

FAVORITE ANIMAL

FAVORITE FOOD

FAVORITE FREE TIME ACTIVITY

WHAT VIPP DOES DURING WEEK

VIPP GROUP OF SERVICE:

Church Member

Deacon

Elder

Church Staff

Special Volunteer

Supported Worker
(Missionary)

3 WAYS VIPP SERVES CHURCH



BIBLE TRUTH 4 OVERVIEW

Unit 4: The God Who Reveals Himself

Big Question and Answer: "Can Anybody Tell Me What the LORD Is Like? He's Not Like Anyone Else!"

Bible Verse: "O LORD...there is no God like you, in heaven above or on earth beneath." 1 King 8:23

Bible Truth 4 Concept: The LORD Is Everywhere, All the Time

The LORD made people finite. That means they have things they can do and things they can't do. People can only be at one place at one time. They have to travel to move from one place to another. They have a time to live and a time to die.

The LORD is very different from people. He is infinite—He is everywhere, all the time. He never began and He will never end. There never was a time when the LORD was not alive. There will never be a time when He will stop living. He knows and plans what happens, even before something has begun. He sees everything in all times and in all places, all at the same time.

Because the LORD is everywhere, all the time, He is able to hear and answer all of His people's prayers at the same time. He is able to protect them and help them, no matter where they are. He works out everything with perfect timing, according to His perfect will.

Bible Truth 4 Bible Verse

Meditation Version: Psalm 139:1-3,7-10

"O LORD, you have searched me and known me! You know when I sit down and when I rise up; you discern my thoughts from afar. You search out my path and my lying down and are acquainted with all my ways. Where shall I go from your Spirit? Or where shall I flee from your presence? If I ascend to heaven, you are there! If I make my bed in Sheol, you are there! If I take the wings of the morning and dwell in the uttermost parts of the sea, even there your hand shall lead me, and your right hand shall hold me."

Alternate Memory Version: Psalm 139: 7,9-10

"Where shall I go from your Spirit? Or where shall I flee from your presence? If I take the wings of the morning and dwell in the uttermost parts of the sea, even there your hand shall lead me, and your right hand shall hold me."

Bible Truth 4 ACTS Prayer

- A** God, we praise You for being the only true God, worthy of all our worship.
- C** God, we confess that we act like You aren't everywhere, all the time. We forget You see as we disobey Your good laws. We don't trust You will take care of us. We worry about others too far away for us to help, forgetting to ask You to help them. We need a Savior!
- T** Thank You, God for always being near. Thank You for being able to hear and answer all of our prayers at the same time. Thank You for working out everything with perfect timing, according to Your perfect will.
- S** God, help us to remember that You are with us, wherever we are. Work out everything in our lives for our good and Your glory. Work in our hearts and in those who live far away. Help us all to trust in Jesus as our Savior.

Bible Truth 4 Stories

Lesson 1: The Case of the Worshipful Wife-picker (Old Testament)

Genesis 24

Lesson 2: The Case of the Stony Speech (Story of the Saints)

Lesson 3: The Case of the Not-So-Abandoned Ship (New Testament)

Acts 27

1. GETTING STARTED: Welcome and Opening Songs (*introduce unit and get kids moving with these songs*)

| | |
|---|--|
| <p>Welcome</p> | <p>“Welcome to Praise Factory. We’re so glad you’ve joined us! Here at the PFI we are investigators. (That’s what the “I” stands for!) Investigators look for answers to questions. In PFI, we look for answers to big questions about God. We dig deep down in the truths of God’s Word to find them.”</p> |
| <p>Praise Factory Theme Song</p> | <p>“Let’s sing our Praise Factory Investigator’s theme song.”</p> <p>PFI: Praise Factory Investigators <i>PFI ESV Songs 4, Track 1</i></p> <p>We’re PFI: Praise Factory Investigators, Diggin’ deep down for truths in God’s Word, That’s PFI: Praise Factory Investigators, Diggin’ deep down for truths in God’s Word, We’re looking for answers to very big questions, Big questions about God, If you’re looking for answers to very big questions ‘bout God, come along, Join PFI: Praise Factory Investigators, Diggin’ deep down for truths in God’s Word, That’s PFI: Praise Factory Investigators, Diggin’ deep down for truths in God’s Word. Deep down, diggin’ down, Let’s go diggin’ down, Deep down, diggin’ down, ‘Til answers to all our Big Questions we’ve found. We’re PFI: Praise Factory Investigators, Diggin’ deep down for truths in God’s Word, That’s PFI: Praise Factory Investigators, Diggin’ deep down for truths in God’s Word.</p> |
| <p>Classroom Rules Song</p> | <p>An important part of Praise Factory is helping us worship God and love one another. Our WoGoLOA song reminds us how we should act. Let’s sing it.”</p> <p>WoGoLOA Rules Song <i>PFI ESV Songs 4, Track 2</i></p> <p>Refrain: WoGoLOA means “Worship God and love one another,” WoGoLOA means “Worship God and love one another.”</p> <p>WoGo means “Worship God.” Sound off, 1,2,3, Joyfully take part, Listen to others, Obey your teachers. (<i>Refrain</i>)</p> <p>LOA means “Love One Another.” Sound off, 1,2,3, Be kind, Be encouraging, Help others, help others. (<i>Refrain twice</i>)</p> |

1. GETTING STARTED, continued

| | |
|--|---|
| Opening Prayer | "Let's ask God to help us obey these rules, and to help us worship Him and love one another as we learn more about Him today. Let's pray." <i>Pray.</i> |
| Big Question Under Investigation: | <p>"Now it's time to turn to today's Big Question Under Investigation.</p> <p>It's: Can Anybody Tell Me What the LORD Is Like?</p> <p>"There are many gods that people worship, but none are like the LORD. He is the one, true God. He's not like anyone else! He's always been alive--and He will never die. He's completely good and loving. He's all-powerful and all-wise. And that's just the beginning of what the LORD is like. He is so great! There will always be more of Him to know.</p> <p>So the answer to our Big Question, 'Can Anybody Tell Me What the LORD Is Like?' is: He's Not Like Anyone Else!</p> |
| Big Question 4 and Songs | <p>"Let's sing our Big Question Song(s): <i>choose one or both</i></p> <p>Big Q & A 4 Song <i>PFI ESV Songs 4, Track 3</i> <i>(adapted version of "Have You Ever Seen a Lassie?")</i> Can anybody tell me, Tell me, tell me, Can anybody tell me, What the LORD is like? He's not like anyone else, Anyone else, anyone else, He's not like anyone else, That's what the LORD is like.</p> <p>Big Question 4 Song: <i>PFI ESV Songs 4, Track 4</i> Tell Me <i>Refrain:</i> Tell me, can anybody tell me, Tell me, what the LORD is like? Tell me, can anybody tell me, Tell me, what the LORD is like? He's not like anyone else, He's not like anyone else, He's not like anyone else, He's not like anyone else,</p> <p>He's Omniscient! <i>(He knows all things)</i> Omnipresent! <i>(He's everywhere you can be)</i> Omni-benevolent! <i>(He's always good!)</i> and Omnipotent! <i>(He can do all things!)</i> <i>Refrain</i></p> <p>He's Immutable! <i>(He never changes!)</i> He's Infallible! <i>(He makes no mistakes!)</i> He's Infinite! <i>(There's always more of Him to know!)</i> And purely Righteous! <i>(He has no sin! Not even a teeny, tiny speck!)</i> <i>Refrain</i></p> <p><i>You may also enjoy singing Inspector Graff's ABC's of God</i> <i>PFI ESV Songs 4, Track 5</i></p> |

1. GETTING STARTED, continued**Unit 4
Bible Verse**

You may also enjoy these other versions of this verse:
 In Heaven Above (short version)
 PFI ESV Songs 4, Track 7
 In Heaven Above and Earth Beneath
 PFI ESV Songs 4, Track 8
 O, O LORD
 PFI ESV Songs 4, Track 9
 I Am God
 PFI ESV Songs 4, Track 10

“How do I know this is true? The Bible tells me so!

1 Kings 8:23 tells us: “O LORD there is no God like you.”

**Big Question 4 Bible Verse Song
In Heaven Above 1 Kings 8:23**

PFI ESV Songs 4, Track 6

O LORD, there is no God like you.
 In heaven above or on earth beneath,
 O LORD, there is no God like you.
 In heaven above or on earth beneath. (repeat)

In heaven above or on earth beneath,
 There is no God like you.
 In heaven above or on earth beneath,
 There is no God like you. (repeat)

First Kings Eight, twenty-three.

“There may be many gods that people worship, but none is like the LORD. Why? Because He is the one, true God.”

2. DIGGING DEEP DOWN: Key Concept and Story (*introduce the Bible Truth and tell the related story*)**Bible Truth 3**

“It’s time for us to dig down deeper for answers to our Big Question. We’re learning **NINE** Bible Truths that all tell us something about what the LORD is like. Can you tell me which ones we have already learned? (The LORD Is a Glorious Spirit; The LORD Is the Only, True God)

The Bible Truth we are going to be thinking about today is:
The LORD Is Everywhere, All the Time.

The LORD made people finite. That means they have things they can do and things they can’t do. People can only be at one place at one time. They have to travel to move from one place to another. They have a time to live and a time to die.

The LORD is very different from people. He is infinite—He is everywhere, all the time. He never began and He will never end. There never was a time when the LORD was not alive. There will never be a time when He will stop living. He knows and plans what happens, even before something has begun. He sees everything in all times and in all places, all at the same time.

Because the LORD is everywhere, all the time, He is able to hear and answer all of His people’s prayers at the same time. He is able to protect them and help them, no matter where they are. He works out everything with perfect timing, according to His perfect will.

2. DIGGING DEEP DOWN, continued**Bible Truth 3
Hymn**

"Long ago, a man named Arthur Ainger was thinking about this Bible truth, too. He wrote this hymn about it called "God Is Working His Purpose Out." We're going to learn a verse from it."

**God Is Working His Purpose Out
Verse 1**

PFI ESV Songs 4, Track 19

God is working his purpose out
As year succeeds to year:
God is working his purpose out,
And the time is drawing near;
Nearer and nearer draws the time,
The time that shall surely be,
When the earth shall be filled with the glory of God
As the waters cover the sea.

God is everywhere, all the time. He not only sees everything that happens, but He is in control over it and is using it all for His perfect purposes. Yes, the best and good things that happen in this world. And, yes, even the sad and awful things, will all be used perfectly, for His absolutely amazing, glorious purposes. It may be hard for us to see these now, sometimes, but nonetheless it is true. Year comes after another and everything is being fulfilled, until at last God's full plan will be done. All of God's people will be gathered together safely home with God. And all of God's plan will be seen as good and perfect. It will all show God's goodness and greatness--it will all bring God glory.

**Bible Truth 3
Bible Verse
and Song**

You may also enjoy another version of this verse:
Where Can I Go?
PFI ESV Songs 4,
Track 21

and this other Bible verse song:
The LORD Looks Down from Heaven: Psalm 33:13-14, HCSB
PFI ESV Songs 4,
Track 22

"The Bible verse we are going to be digging down into for this Bible Truth is:

Psalm 139:1-3,7-10

"O LORD, you have searched me and known me! You know when I sit down and when I rise up; you discern my thoughts from afar. You search out my path and my lying down and are acquainted with all my ways. Where shall I go from your Spirit? Or where shall I flee from your presence? If I ascend to heaven, you are there! If I make my bed in Sheol, you are there! If I take the wings of the morning and dwell in the uttermost parts of the sea, even there your hand shall lead me, and your right hand shall hold me."

These verses tell us that God is everywhere, all the time. There is no where we can flee from God's Spirit. Everywhere we are, He is, too. God knows us inside and out. He hears all of our prayers. He will help and protect those who trust in Him, no matter where they are. He will always be guiding them according to His perfect plans.

We've said our Bible verse, now let's sing it!

**O LORD, You Have Searched Me
Verse 1:**

PFI ESV Songs 4, Track 20

O LORD, you have searched me and known me!
You know when I sit down and when I rise up;
You discern my thoughts, My thoughts from afar.
You search out my path and my lying down,
And are acquainted with all my ways.

Verse 2:

If I take the wings of the morning
And dwell in the uttermost parts of the sea,
Even there your hand shall lead me,
Your right hand shall hold me. Refrain
You are there!
Psalm One-thirty-nine,
verses one through three,
and seven through ten.

Refrain: Where can I go from your Spirit?
Where can I flee from your presence?
If I ascend to heaven, you are there!
Where can I go from your Spirit?
Where can I flee from your presence?
If I make my bed in Sheol, you are there!

2. DIGGING DEEP DOWN, continued**LESSON 1 STORY**

**Old Testament
Story:**

**The Case of the
Worshipful
Wife-Picker**
Genesis 24

"Now it's time for today's story called: **The Case of the Worshipful Wife-Picker.**

As you listen to the story, see if you can figure out:

- 1. Who was the Wife-Picker? Who did he pick a wife for?**
- 2. Who did he worship and why?**

(If desired, write these questions on a sheet of paper to refer to when the story is finished.)

Read story.

After reading story, ask for the children's answers to the questions.

1. Who was the Wife-Picker? Who did he pick a wife for? Abraham's most trusted servant was the wife-picker. He picked a wife for Isaac, Abraham's son.

2. Who did he worship and why? He worshiped the LORD who was everywhere, all the time. He had guided the servant to the right young woman, all according to His perfect plan and timing.

Close in prayer. (prayer suggestions included at end of story)

LESSON 2 STORY

Story of the Saints:

**The Case of the
Stony Speech**

"Now it's time for today's story called: **The Case of the Stony Speech.**

As you listen to the story, see if you can figure out:

- 1. Who made a speech? What did he tell in his speech?**
- 2. What was stony about his speech? Why did he trust that the Lord would take care of him?**

(If desired, write these questions on a sheet of paper to refer to when the story is finished.)

Read story.

After reading story, ask for the children's answers to the questions.

1. Who made a speech? What did he tell in his speech? Jacob Chamberlain. He shared the good news of Jesus.

2. What was stony about his speech? Why did he trust that the Lord would take care of him? The people in the great, walled city picked up stones and prepared to kill Jacob and his friends for sharing the good news of Jesus. Jacob knew the Lord had promised to be with His people everywhere they went. He would be with him there in that city, too.

Close in prayer.

2. DIGGING DEEP DOWN, continued**LESSON 3****New Testament Story:****The Case of the Not-So-Abandoned Ship**
Acts 27

"Now it's time for today's story called: **The Case of the Not-So-Abandoned Ship.**

As you listen to the story, see if you can figure out:

- 1. Why did the ship seem like it was abandoned?**
- 2. Who showed them that it wasn't really abandoned? Why did he know they weren't abandoned?**

(If desired, write these questions on a sheet of paper to refer to when the story is finished.)

Read story.

After reading story, ask for the children's answers to the questions.

1. Why did the ship seem like it was abandoned?

Because the sailors were in a terrible storm that was breaking up the ship and seemed certain to be the death of them all.

2. Who showed them that it wasn't really abandoned? Why did he know they weren't abandoned?

Paul. He knew the Lord was with him no matter where he was. He believed the Lord's promise that he would appear before Caesar in Rome, so he wouldn't die in that storm. An angel spoke to him, telling him what would happen and what they should do.

Close in prayer. (prayer suggestions included at end of story)

3. TAKING ACTION: Response Activities *(choose from among these activities)***Response Activities**

- **ACTS Prayer Activity:** Add your own prayer requests to the ACTS prayer
- **Sneaky Snack:** Story-related snack
- **Bible Truth Review Activity:** Game with questions related to the Bible Truth
- **Bible Truth Hymn:** Music activities to learn a portion of a Bible Truth-related hymn
- **Bible Verse Review Activity:** Game with questions related to Bible Truth Bible verse
- **Bible Verse Song:** Music activities to learn the Bible Verse song
- **Story Review Activity:** Game with questions related to the Bible Truth and Case
- **Case RePlay, Jr. and Sr.:** Two drama activities that review the story: one for younger children, one for older children.
- **Craft:** Story-related craft
- **VIPP (Very Important Prayer Person):** Game and a coloring activity to help children learn about people in your church and how to pray for them.

(VIP resources: found online or at back of this book)

4. TAKING IT TO OTHERS *Optional presentations for the last few minutes of class***Presenting to Other Children**

If you split the children into different response activities, you can gather the children together again and have each small group make presentations to show the other children what they learned. Presentation ideas are included in the resources for each activity.

Presenting to Parents

If you keep your children together for response activities, you can have them make a presentation of something they have learned to their parents when they come to pick them up from class. Presentation ideas are included in the resources for each activity.

5. TAKING IT HOME *(Take Home Sheet)***PFI Pronto**

Give out the PFI Pronto for the case story as well as any other materials as the children are dismissed.

BIBLE TRUTH 4, LESSON 1: PLANNER/OVERVIEW

GETTING STARTED: Welcome and Opening Songs (*introduce unit and get kids moving with these songs*)

Welcome to Praise Factory: PFI: Praise Factory Investigators Theme Song *PFI ESV Songs 4, Track 1*

Rules to Help Us Worship God and Love One Another: WoGoLOA Classroom Rules Song
PFI ESV Songs 4, Track 2

Big Question Under Investigation: Big Question 4 Songs *PFI ESV Songs 4, Tracks 3,4*
Extra Song: Inspector Graff's Rap: The ABC's of God PFI ESV Songs 4, Track 5

Big Question Bible Verse: 1 Kings 8:23 In Heaven Above Song *PFI ESV Songs 4, Track 6*
Extra Unit 4 Bible Verse: In Heaven Above 1 Kings 8:23, ESV (short version) PFI ESV Songs 4, Track 7
Extra Unit 4 Bible Verse: In Heaven Above or Earth Beneath 1 Kings 8:23, ESV (other version) PFI ESV Songs 4, Track 8
Extra Unit 4 Bible Verse: O, O LORD 1 Kings 8:23, ESV (other version) PFI ESV Songs 4, Track 9
Extra Unit 4 Bible Verse: I Am God Deuteronomy 32:3-4, HSCB, PFI ESV Songs 4, Track 10

DIGGING DEEP DOWN: Key Concept and Story (*introduce the Bible Truth and tell the related story*)

Bible Truth 4: The LORD Is Everywhere, All the Time

Bible Truth Hymn: God Is Working His Purpose Out, v.1 *PFI ESV Songs 4, Track 19*

Bible Verse: Psalm 139:1-3,7-10

Bible Verse Song: O LORD, You Have Searched Me: Psalm 139:1-3,7-10, ESV *PFI ESV Songs 4, Track 20*

Extra Bible Verse Song: Where Can I Go? Psalm 139:7-10, ESV PFI ESV Songs 4 Track 21

Extra Bible Verse Song: From Heaven the LORD Looks Down: Psalm 33:13,14 PFI ESV Songs 4 Track 22

Lesson 1 Old Testament Story: The Case of the Worshipful Wife-picker
Genesis 24

TAKING ACTION: Response Activities (*choose from among these activities*)

Snack and Discussion Planner: Rebekah's Bracelet

ACTS Prayer: Prayer Sheet

Bible Truth Review: Discussion Questions and Game: Menagerie

Bible Truth Hymn: God Is Working His Purpose Out, v.1 *PFI ESV Songs 4, Track 19*

Song, Sign Language and Song Game: Word Take Away **PFI ESV Songs 4 BOOK or ONLINE**

Bible Verse Review: Psalm 139:1-3, 7-10 Discussion Sheet and Game: Hoop and Holler

Bible Verse Song: O LORD, You Have Searched Me: Psalm 139:1-3,7-10 *PFI ESV Songs 4, Track 20*

Song, Sign Language and Song Game: Big Voice, Little Voice **PFI ESV Songs 4 BOOK or ONLINE**

Story Review: Discussion Questions and Game: Keep It Under Your Hat

Case RePlay, Jr: Drama Activity for Youngest Children (children do same story actions together)

Case RePlay, Sr: Drama Activity for Most Children (children re-tell story with individual parts)

Craft: Well Water for Abraham's Servant and Camel

VIPP (Very Important Prayer Person) Prayer Time: Coloring Sheets (back of book) & Game: Picture Run

TAKING IT HOME: Take Home Sheet for Review and Family Devotions

PFI Pronto: Bible Truth 4, Lesson 1 **PFI ESV Prontos 4 BOOK or ONLINE**

The Case of the Worshipful Wife-Picker Genesis 24

by Connie Dever

Our story is called:**The Case of the Worshipful Wife-Picker.****As you listen to the story, see if you can figure out:**

1. Who was the Wife-Picker? Who did he pick a wife for?
2. Who did he worship and why?

This story is an Old Testament story. It starts out in Canaan about 2000 years before Jesus died on the cross and rose from the dead.

Abraham called his most trusted servant to his side. "I am a very old man and soon will die," he told him. "Go to Haran where my family lives and get a wife for my son, Isaac."

"But what if the woman won't come back with me?" the servant replied. "Should I take Isaac back to Haran?"

"No, Isaac must stay here, in the land the LORD has given us," Abraham insisted. "But don't be afraid! The LORD will be with you. He will even send His angel before you." Abraham had known the LORD for many years. Always the LORD went with him. He always fulfilled His good plans. He was the God who was everywhere, all the time.

Ten camels were loaded with rich gifts to give Isaac's future wife and her family, then Abraham sent his servant and his helpers on their way to faraway Haran. After weeks and weeks, they arrived. Dusty and thirsty, they headed straight to the town well for a drink of refreshing water.

It was sunset and the well was crowded with young women collecting water used in preparing the evening meal. Abraham's servant was delighted. Perhaps Isaac's wife would be among these women! But how to figure out which one she was? He had no idea how to pick her out, the he knew someone who did: the LORD!

The servant prayed for a big sign: "O LORD, God of Abraham, please show me exactly who You want Isaac's wife to be. Please may it be that when I ask the right young woman to give me a drink of water, she gives me a drink of water and also agrees to water these ten camels."

All ten camels! That would be a huge job! Camels are able to drink a lot of water. She might have to make

eighty trips back and forth to the well! to quench their thirst! But nonetheless, this was the servant's prayer. And before he had even finished praying, the LORD answered it! A beautiful, young woman named Rebekah came with her jar on her shoulder and began filling it at the well.

"Would you give me some water from your jar, please?" the servant asked her.

"Drink, sir and I'll give your camels their fill of water, too," she offered.

"That's the sign I asked for! This must be the right young woman!" the servant thought excitedly. "The LORD has led her right to me!"

When the camels had finished drinking, the servant took out a gold nose ring and two gold bracelets and gave them to the young woman. What could these presents mean, the girl wondered. They were worth thousands of dollars!

"Whose daughter are you? And do you think your family could give us a place to sleep tonight?" the servant asked. (This sounds odd to us, but there weren't hotels to stay in. This was what visitors did.)

"I'm Rebekah, Bethuel's daughter, granddaughter of Nahor," she answered. "And yes, we have plenty of room for you and your camels."

Now the servant knew for sure this was the right woman. She was the granddaughter of Abraham's brother! So right there, in front of Rebekah, the camels, and everyone else at the well, he bowed down to the ground and worshiped the LORD. "Praise be to the LORD!" he exclaimed. "He is faithful! He has led me straight to his brother's family!"

Story-telling Tips

Ahead of time:

1. Read the Bible verses and story. Pray!
2. Create story cue cards on index cards (or highlight text).
3. Practice telling story dramatically, timing your presentation. Shorten, if necessary to fit your allotted time.
4. Decorate area with story props that help bring your story alive.

During your presentation:

1. Maintain as much eye contact as possible as you tell the story. Point to/use props at important points in the story. Include the kids in your story with a few questions about what they think will happen or words/concepts that might be new to them.
2. Watch the kids for signs that their attention span has been reached. Shorten, if necessary.

Rebekah couldn't believe what was happening to her. She ran home and told her family. Everyone was excited. Laban, Rebekah's brother went down to the well to meet the servant and welcome him to their home. The camels were stabled and feed. The servant and his helpers were brought water to wash the dust off their feet, then food to satisfy their appetites.

But the servant refused to eat. "I won't eat until I've told you what I have to say."

"Speak up, then," Laban replied.

The servant then told them everything that had happened, ending with his bold prayer at the well and how the LORD had brought Rebekah in answer to it.

Laban and Bethuel—Rebekah's father—listened to the servant tell his amazing story and said, "This is from the LORD. Here is Rebekah; take her and go, and let her become the wife of your master's son, as the LORD has directed."

Once more Abraham's servant bowed down to the ground and worshiped the LORD. How He had perfected worked out His plans! He truly was the God who was everywhere, all the time.

Then the servant gave Abraham's presents to the family. He gave Rebekah lots of expensive clothes and jewelry. He gave Laban and Rebekah's mother expensive gifts, too.

After a good night's sleep, the servant was eager to take Rebekah back to Canaan to her new home.

Laban and Rebekah's mother weren't ready for her to go. "Let us have ten more days together," they asked.

"Please don't make me wait now that the LORD has given me success," he pleaded.

"We will leave it up to Rebekah," Laban and her mother decided. "What do you say, Rebekah?" they asked her.

What would she say? She had only met this man yesterday afternoon and now she was to leave her family and move hundreds of miles only one day later? Most girls would have had a year to get ready to leave their families! But the LORD, the God who is everywhere, all the time, had been at work in Rebekah's heart, preparing her for this day, even though she didn't even know it was coming. "I will go," she said. So they blessed Rebekah and sent her on her way, along with her nurse,

Deborah and Abraham's servant and his men.

For weeks they traveled west to Canaan. At last, they neared Abraham's lands. Rebekah looked up and saw a man in one of the fields coming towards them.

"Who's that man coming to meet us?" Rebekah asked the servant.

"It's Isaac," he told her.

"I must quickly cover my face with my engagement veil so he'll know that I'm his bride!" Rebekah thought.

As Isaac came up to them, the servant told him the amazing story of how the LORD led him to Rebekah.

"Isaac, everything was just as your father said that it would be. The LORD has been so good to me. He never left me alone. He was always with me to guide me to do what He wanted me to do and to fulfill His great plans. The LORD is the God who is everywhere, all the time. He was with me every step of the way. Truly He sent His angel ahead of me so that I could get just the right wife for you."

Isaac only had to take one look at Rebekah and see how good the LORD had been to him. He had given him a beautiful treasure in her. Then Isaac brought her into the tent of his mother Sarah, and he married Rebekah. So she became his wife, and he loved her.

Cracking the Case:

It's time to answer our Case Questions.

1. Who was the Wife-Picker? Who did he pick a wife for? Abraham's most trusted servant was the wife-picker. He picked a wife for Isaac, Abraham's son.

2. Who did he worship and why? He worshiped the LORD who was everywhere, all the time. He had guided the servant to the right young woman, all according to His perfect plan and timing.

Something For You and Me

Our Bible Truth is:

The LORD Is Everywhere, All the Time

Our Bible Verse is: Psalm 139:1-3,7-10

"O LORD, you have searched me and known me! You know when I sit down and when I rise up; you discern my thoughts from afar. You search out my path and my lying down and are acquainted with all my ways. Where can I go from your Spirit? Where can I flee from your presence? If I go up to the heavens, you are there; if I

make my bed in the depths, you are there. If I rise on the wings of the dawn, if I settle on the far side of the sea, even there your hand will guide me, your right hand will hold me fast.”

These verses remind us that God is never limited to being in just one place at a time. He knows and sees and is at work everywhere, all at the same time, just as we saw today in the lives of Abraham’s servant, Rebekah and Isaac. How amazing the LORD is! He’s not like anyone else!

But what about you and me? The LORD is still everywhere, all the time now. He still knows what’s best and does what’s best. He wants us to trust Him with our whole lives. The first step in doing that is to turn away from our sins and trust in Jesus as our Savior.

And when we do, we can know that just like with Abraham, God will always be at work fulfilling all of His good plans to do good to us and to bring Himself glory. And, we can know that no matter where we are or whatever He calls us to do, that He will be with us, helping us do it, because He is the God who is everywhere, all the time.

Let’s praise the LORD, for being the God who is everywhere, all the time. Let’s ask Him to work in our hearts and help us to turn from our sins and trust in Him as our own Savior. Let’s ask Him to know that He is with His people, everywhere, all the time.

Close in prayer.

Closing ACTS Prayer

A God, we praise You for being the God who is everywhere, all the time. You are at work in all things so that they come out perfectly according to Your good plans.

C God, we confess that too many times we don’t act like Abraham’s servant. We don’t pray to You and ask You to guide what we do. Instead, we just do what we want to do.

T God, we thank You for Your good plans that You are always working out for the good of Your people and the honor of Your name.

S God, we ask that You would work in our hearts that we might turn away from our sins and trust in Jesus as our Savior. Help us to be like Abraham’s servant, asking You to guide our lives and remembering to praise You when You answer our prayers.

Special Words

Canaan: The original name of the land where Israel is. This was the Promised Land the LORD gave to Abraham.

Haran: A large city to the east of Israel.

ACTS PRAYER ACTIVITY

Use this sheet to write down your ACTS Prayer

Instructions:

Use this sheet to help the children apply the Bible Truth into a prayer. You can use the ACTS provided or even better, have the kids think of their own applications. Also have the children add their personal requests to the prayer, too. Lead the children in the prayer or let them pray sections, with your help. Never force a child to pray! Non-readers can participate by you whispering a section of the prayer into their ear and allowing them to pray it aloud for the group.

ADORATION:

God, we praise You for being the only true God, worthy of all our worship.

God, we praise You for being.....

Add your own Adorations:

CONFESSION:

God, we confess that we act like You aren't everywhere, all the time. We forget You see as we disobey Your good laws. We don't trust You will take care of us. We worry about others too far away for us to help, forgetting to ask You to help them. We need a Savior!

God, we have sinned against You....

Add your own Confessions:

THANKSGIVING:

Thank You, God for always being near. Thank You for being able to hear and answer all of our prayers at the same time. Thank You for working out everything with perfect timing, according to Your perfect will.

God, we thank You for...

Add your own Thanksgivings:

SUPPLICATION:

God, help us to remember that You are with us, wherever we are. Work out everything in our lives for our good and Your glory. Work in our hearts and in those who live far away. Help us all to trust in Jesus as our Savior.

God, we need Your help...

Add your own Supplication:

SNEAKY SNACK

Can you figure out how this snack ties in with our case?

Snack: Rebekah's Bracelet

Bread stick "bracelets" made with bread stick dough from the refrigerator section. Take a bracelet sized piece of dough and pinch it into a circle. Press a few lifesavers into the circle for jewels. Bake. Could also use bagel halves spread with cream cheese and a few lifesavers dotted around the edge and or yellow sprinkles for gold and jewels look.

This is only a suggestion. Feel free to modify. Be mindful of allergy issues among your children!

Case Tie-in: After the LORD brought Rebekah to Abraham's servant and showed him that she was the one who was to be Isaac's wife, the servant gave her many beautiful gifts, including a bracelet.

SOUL FOOD

Food for thought during snack time

1. What does the snack have to do with the story?

Choose a few questions from the other activity discussion sheets to talk about during this snack time.

2.

3.

4.

5.

6.

7.

Directions: Read and discuss Bible Truth, using a FEW of the questions. Play game. Feel free to modify the game to fit your children.

The LORD Is Everywhere, All the Time

The LORD made people finite. That means they have things they can do and things they can't do. People can only be at one place at one time. They have to travel to move from one place to another. They have a time to live and a time to die.

The LORD is very different from people. He is infinite—He is everywhere, all the time. He never began and He will never end. There never was a time when the LORD was not alive. There will never be a time when He will stop living. He knows and plans what happens, even before something has begun. He sees everything in all times and in all places, all at the same time.

Because the LORD is everywhere, all the time, He is able to hear and answer all of His people's prayers at the same time. He is able to protect them and help them, no matter where they are. He works out everything with perfect timing, according to His perfect will.

Understanding the Bible Truth

1. What is the difference between how God is and how man is?

Man is finite and can only do certain things. God is infinite and He can be everywhere, all the time.

2. When did God begin and when will He end? *Never. He has always existed.*

3. What is amazing about what God knows? *He knows all things; He knows everything that will happen even before it happens.*

4. What is the difference between knowing and planning something to happen? *Planning is more than just knowing; it works things out to happen a certain way.*

5. Why is it so wonderful that God doesn't just know what will happen but works everything out according to His will? *Only the Lord is perfectly good, loving, wise, etc. Nothing could possibly be better than for Him to shape what happens according to His will.*

6. What kinds of things is God able to do everywhere, all at the same time? *Hear and answer all His people's prayers, protect and help them no matter where they are, works everything out in perfect timing, according to His will.*

Story Connection Questions

1. How does the case story point to the **Bible Truth: The LORD Is Everywhere, All the Time**? How did the LORD show Abraham's servant that He was everywhere, all the time?

He worked out with perfect timing his arrival at the well with Rebekah's arrival. He was working in his heart to pray for the right sign and in Rebekah's heart to offer to water the camels and later to be willing to leave home in just a few hours notice.

Bible Verse Connection Question

1. What does our Bible Truth have to do with our Bible Verse: **Psalms 139:1-3,7-10**: "O LORD, you have searched me and known me! You know when I sit down and when I rise up; you discern my thoughts from afar. You search out my path and my lying down and are acquainted with all my ways. Where shall I go from your Spirit? Or where shall I flee from your presence? If I ascend to heaven, you are there! If I make my bed in Sheol, you are there! If I take the wings of the morning and dwell in the uttermost parts of the sea, even there your hand shall lead me, and your right hand shall hold me."?

God is everywhere, all the time. There is no where we can flee from God's Spirit. Everywhere we are, He is, too. God can hear all His people's prayers, help and protect them, no matter where they are. He will always be guiding them according to His perfect plans.

Life Application Questions

1. What are some ways God's people can show that they believe the Lord is Everywhere, All the Time? *When they are lonely, scared, discouraged, feel helpless, they can cry out to Him and have peace because they know that He hears them and acts only according to His perfect will.*

2. How can we become God's people? *By turning away from our sins and trusting in Jesus as our Savior.*

ACTS Questions

1. What is something we can praise God for because of this Bible Truth?

Praise God for being everywhere, all the time.

2. What are sins we can confess to God because of this Bible Truth?

Confess not trusting Him and forgetting that He is everywhere, all the time.

3. What is something we can thank God for because of this Bible Truth?

Thank God for ways that He answers our prayers for people that live far away who we cannot help, but He can (and has) helped.

4. What is something we can ask God for because of this Bible Truth?

We can ask God to work in our hearts that we would want to turn away from disobeying Him and trust in this wonderful Jesus as our own Savior. Ask God to help us to trust Him when we are afraid because He will be with us, wherever we are. To ask Him to be at work in the lives of others who live far away from us.

The Gospel

1. The LORD is everywhere, all the time. What does He see all people do? *Sin!*

2. What do all people need?

A Savior.

3. What is the good news of salvation through Jesus? What is the gospel?

God is the good Creator and King of the world. He made people to worship Him and live by His good laws. But we are all sinners who've rebelled against Him. We all deserve death--God's just, eternal punishment for our sins. How terrible! But God has good news for us. In His great mercy, God sent His Son, Jesus to earth as a man to save sinners. He lived the perfect life that pleases God. (He's the only one who's ever done that!) He offered it up to God His Father as the perfect sacrifice for sins when He suffered and died on the cross. Then, on the third day, Jesus rose from the dead in victory. He had fully paid for the sins of God's people, so they wouldn't have to! Now all who turn away from their sins and trust in Jesus as their Savior will receive forgiveness of sins and eternal life with God. They will be His very own special people who will know Him and enjoy Him forever. We can be God's people, too, if we turn from our sins and trust in Jesus as our own Savior.

Game: Menagerie

Materials

Small Bag/Bowl
Bible Truth Questions

Preparing the Game

1. Choose 20+ questions for your game from the Bible Truth Discussion Questions, or make up your own.
2. Write the Bible Truth questions on small thin strips of paper (or make a photocopy of the Bible Truth Discussion Questions and Simply cut them into strips) and put them in the bag/bowl.

Playing the Game

Divide the children into three or four teams, depending on how many children you have. Each group of children is given the name of an animal and is assigned a corner of the room. You are "It" and stand in the Middle of the room. When everyone is ready, give instructions to different groups of animals, such as "I want the bears to change places with the monkeys." The bears and monkeys when then run to change places. You, as It, will try to tag bears and monkeys. Choose a question from the bag to read to your caught animals. If they get it right, they are released to be back with their fellow animals. If not, they must wait until another correct answer to be released.

Game continues as number of questions, time, and attention span allow.

Non-competitive Option

Do not exclude "caught" animals from the game, even if they get the answer wrong. Instead release them back to their fellow animals and put the question back in the bag for review again.

Optional TAKING IT TO OTHERS Activity: Quiz Questions

Have the children choose a few of the questions from the game to ask the parents/other children during TAKING IT TO OTHERS time. Help pre-readers by whispering the question in their ear and letting them ask it aloud to the parents/other children. Make sure you read the Bible verse aloud before you ask your questions.

Directions:

1. Write words to song in large print before class.
2. Play the song for the children, helping them follow along on the song sheet.
3. Discuss the song, using a few questions from the discussion sheet. *Don't use them all!*
4. Introduce sign language for key words of your choice from sign language sheet for your song. Use as few or as many as you think the children can learn.
5. Sing and sign the song. Sign language as well as large format lyrics and sheet music are found in the PFI Unit Songbook or online.
6. If desired, play the Song Game.

Optional TAKING IT TO OTHERS Activity: Presenting and Singing the Song

1. Sing and sign the song, encouraging the watching children/parents to join in.
2. Ask the class some of the questions listed below. The Bible Truth Connection Question is particularly good to help them understand how the song ties in with the Bible Truth.

God Is Working His Purpose Out

Verse 1

God is working his purpose out
 As year succeeds to year:
 God is working his purpose out,
 And the time is drawing near;
 Nearer and nearer draws the time,
 The time that shall surely be,
 When the earth shall be filled with the glory of God
 As the waters cover the sea.

Listen to it on PFI ESV Songs 4, Track 19

Understanding the Song

1. Who is working out his purpose? *God is.*
2. Where is God working out his purpose? *In all the earth, really all the universe.*
3. What does it mean to work out your purpose? *It means to make your plans happen.*
4. What is God's purpose that he is working out in the world? *To bring salvation to all who turn from their sins and trust in His Son, Jesus, as their Savior. And, to show the whole world how great and good He is.*
5. What does "year succeeds to year" mean? *It means year after year.*
6. What is God doing as year succeeds to year? *He is working his purpose out, fulfilling his plans.*
7. What time is drawing nearer and nearer? *The time when God's purpose will be fulfilled.*
8. What will it be like when God works out his purpose completely? *The earth will be filled with the glory of God.*
9. What is God's glory? What does it mean for the earth to be filled with it? *God's glory means a display of His greatness and goodness. When the earth is filled with God's glory, it means that everything will be a wonderful display of His greatness and goodness.*
10. How do the waters cover the sea? *The sea is made up of water. Waters completely cover the sea.*
11. What does it mean that God's glory will fill the earth as the waters cover the sea? *That every bit of it will be a display of God's glory--His goodness and greatness.*

Bible Truth Connection Question

1. How does this song relate to our Bible Truth: **The LORD Is Everywhere, All the Time?** *Because the LORD is everywhere, all the time, He is always working out His purposes in all the earth. There is no place that escapes His great plans. One day, it all will be a display of His glory when His purpose is completely worked out.*

Story Connection

1. How does this song relate to today's story? *Even though Abraham's servant travelled far away from home to find a wife for Isaac, he knew that the LORD was with him. He praised the LORD as He worked out his purpose perfectly for choosing Rebekkah as a wife for Isaac, by answering his prayer for the woman Isaac was to marry would come down to the well and help give water to him and his camels.*

Bible Verse Connection Question

1. What does this hymn have to do with our Bible Verse: **Bible Verse: Psalm 139:1-3,7-10:** *“O LORD, you have searched me and known me! You know when I sit down and when I rise up; you discern my thoughts from afar. You search out my path and my lying down and are acquainted with all my ways. Where can I go from your Spirit? Where can I flee from your presence? If I go up to the heavens, you are there; if I make my bed in the depths, you are there. If I rise on the wings of the dawn, if I settle on the far side of the sea, even there your hand will guide me, your right hand will hold me fast.”?*

This verse reminds us that everywhere we go, the LORD is there, too, working out His purpose: saving and caring for those who trust in Him. Always fulfilling His good plans for them.

Life Application Questions

1. How can God’s people be affected by the message of this song? *They can praise God for never failing to work out His purposes. Even when hard things happen that they don’t understand, they can keep on trusting that somehow God is at work and will use everything to bring glory to His name and to do good things in their lives.*

2. What good purposes does God delight to do in us? *To save us from our sins, when we turn away from our sins and trust in Jesus as our Savior. And when we do, to grow us closer and closer to Him and make us more like Jesus in how we love others. And, to prepare us for eternal life with Him one day.*

ACTS Questions

1. What is something we can praise God for from this hymn?

Praise God for being the God who always fulfills His plans.

2. What are sins we can confess to God from this hymn?

That many times we do not trust in Him when difficult things happen. We fear His purposes, that they are not good, even though He has shown us to be perfectly good and wise over and over again. We need a Savior!

3. What is something we can thank God for from this hymn?

We can thank God for sending Jesus as part of His good purpose that He is working out. Because of Him, we can become God’s people and live with Him forever!

4. What is something we can ask God for from this hymn?

That God would work in our hearts that we might turn from our sins and trust Jesus as our Savior. That God would work out his good purposes in our lives..and in all the world, that His glory would be displayed throughout it all.

Gospel Question

1. For what good purpose did God send Jesus? What did he do for sinners like you and me? What is the gospel?

God is the good Creator and King of the world. He made people to worship Him and live by His good laws. But we are all sinners who have rebelled against Him. We all deserve death--God’s just, eternal punishment for our sins. How terrible! But God has good news for us. In His great mercy, God sent His Son Jesus to earth to save sinners. Yes, Jesus, the perfect Son of God, left His home in heaven and became a man. He lived the perfect life that pleases God. (He’s the only one who has ever done that!) He offered it up to God His Father as the perfect sacrifice for sins when He suffered and died on the cross. Then, on the third day, Jesus rose from the dead in victory. He had fully paid for the sins of God’s people, so they wouldn’t have to! Now all who turn away from their sins and trust in Jesus as their Savior will receive forgiveness of sins and eternal life with God. They will be His very own special people who will know Him and enjoy Him forever. We can be God’s people, too, if we turn from our sins and trust in Jesus as our own Savior.

Song Game: Word Take Away

Materials

Sign Language Signs and Song

White board and marker

Eraser

Preparing the Game

1. Write the words to the song on a white board.

Playing the Game

1. After children have learned the song and signs well, then tell the children that you are going to leave out words from the song (that you've learned signs for) and just do the sign in its place.

2. Have the children help you choose a word to take out. Erase the word from the board. Review the sign the for erased word.

3. Sing the song, trying to remember to NOT sing the word and do only the sign.

4. Continue to take out words until all of the words (with signs) have been taken out.

Game continues as number of questions, time, and attention span allow.

choose a FEW questions for discussion, then choose the game and/or music activity

Meditation Version: Psalm 139:1-3, 7-10

“O LORD, you have searched me and known me! You know when I sit down and when I rise up; you discern my thoughts from afar. You search out my path and my lying down and are acquainted with all my ways. Where shall I go from your Spirit? Or where shall I flee from your presence? If I ascend to heaven, you are there! If I make my bed in Sheol, you are there! If I take the wings of the morning and dwell in the uttermost parts of the sea, even there your hand shall lead me, and your right hand shall hold me.”

Alternate Memory Version: Psalm 139: 7,9-10

“Where shall I go from your Spirit? Or where shall I flee from your presence? If I take the wings of the morning and dwell in the uttermost parts of the sea, even there your hand shall lead me, and your right hand shall hold me.”

Understanding the Bible Verse

1. Who has searched us and know us? *The LORD.*
2. What kinds of things does God know about us? *When we sit down, when we get up; our thoughts, where we go... everything about us, both inside and out.*
Who is the Spirit? *The Holy Spirit of God.*
3. What does “presence” mean? Gifts or something else? *Presence sounds like “presents,” (gifts), but it is spelled differently and it means to be in the same place as someone else.*
4. Whose presence does the verse say we cannot flee from? Why? *The LORD’s, Because the LORD is everywhere, all the time.*
5. What does it mean “if I go up to the heavens, if I make my bed in the depths, You are there?” *There is no place high enough or low enough in all the earth; high, low and everything in between, the Lord will always be with us.*
6. What does “rise on the wings of the dawn, settle on the far side of the sea even there your hand will guide me” mean? *These are beautiful ways of saying, even if I travel as far away from here as I possibly can, the LORD will still be with me, helping me.*
7. How is the LORD able to be with us, no matter where we go? *He is Spirit and He is infinite. He does not have a body that can be in one place at a time. He is without limits, He can be everywhere, all the time.*
8. What does “your right hand will hold me fast” mean? *God doesn’t have a body, so He doesn’t have a real right hand. In Bible times, the right hand stood for strength and ability to control. Fast doesn’t just mean speedy, it also means securely. So this means that God will use His strength and ability to control all things to completely take care of you, no matter where you are.*

Bible Truth Connection Question

1. What does this verse have to do with the **Bible Truth: The LORD Is Everywhere, All the Time?** *God is everywhere, all the time. There is no where we can flee from God’s Spirit. Everywhere we are, He is, too. God can hear all His people’s prayers, help and protect them, no matter where they are. He will always be guiding them according to His perfect plans.*

Story Connection Questions

1. How did Abraham’s servant learn the truth of this verse? *Even though he traveled 600 miles away from home, the Lord showed that He was with him, even going before him guiding him and helping him find the right wife for Isaac.*

Life Application Questions

1. How can this verse comfort God’s people?
They don’t ever have to worry about truly being alone with no one to help. No matter how far away or how hard something is that they are going through, He will always be right there with them.
2. How can we become God’s people? *By turning away from our sins and trusting in Jesus as our Savior.*

ACTS Questions

1. What is something we can praise God for from this Bible verse?

Praise God for being the God who is always with us.

2. What is something we can confess to God from this Bible verse? *That we sin and want to hide from God. We know we deserve God's punishment! We need a Savior!*

3. What is something we can thank God for from this Bible Verse?

We can thank God for that there is no place God's people can go and they will be away from Him. He will ways will be there to guide them and keep them safe, for His good purposes.

4. What is something we can ask God for from this Bible Verse?

We can ask God to work in our hearts that we would want to turn away from disobeying Him and trust in this wonderful Jesus as our own Savior. We can ask Him to help us to remember that He is everywhere, all the time, and trust in Him and live for Him.

Gospel Question

1. There is no where we can flee from God's Spirit. He sees we are all sinners. What hope is there? What is the gospel?

God is the good Creator and King of the world. He made people to worship Him and live by His good laws. But we are all sinners who've rebelled against Him. We all deserve death--God's just, eternal punishment for our sins. How terrible! But God has good news for us. In His great mercy, God sent His Son, Jesus to earth as a man to save sinners. He lived the perfect life that pleases God. (He's the only one who's ever done that!) He offered it up to God His Father as the perfect sacrifice for sins when He suffered and died on the cross. Then, on the third day, Jesus rose from the dead in victory. He had fully paid for the sins of God's people, so they wouldn't have to! Now all who turn away from their sins and trust in Jesus as their Savior will receive forgiveness of sins and eternal life with God. They will be His very own special people who will know Him and enjoy Him forever. We can be God's people, too, if we turn from our sins and trust in Jesus as our own Savior.

Game: Hoop and Holler

Materials

Bible verse written up in large print so that all can see
1 hula hoop for every 2 children

Preparing the Game

1. Make up some questions about the verse and/or story. Use the Bible verse and Story Review Discussion questions, if desired.

Learning the Verse

Some or all of your children may be non- or early readers. Teach the verse in sections, having them say it after you. Repeat a few times. Add clapping or other movement as they say it.

Directions

1. If desired, lead the children in a discussion of a **FEW** of the most important questions before beginning game.
2. Explain the game to them as follows:
Have the children pair up. Give each pair a hula hoop and tell them that you are going to tell them different things that they will do with the hula-hoop after they say the verse all together. Three activities might be: having the children hold hands and jump in and out of the hula hoop, for each word the group recites, rolling it back and forth on each word the group recites,; or having buddies take turn while one person from each group sees how far through the verse he can keep the hula hoop going. Allow the children to think up other activities. Repeat the verse again after each activity.

Game continues as time and attention span allow.

Optional TAKING IT TO OTHERS Activity: Quiz Questions

Have the children choose a few of the questions from the game to ask the parents/other children during TAKING IT TO OTHERS time. Help pre-readers by whispering the question in their ear and letting them ask it aloud to the parents/other children. Make sure you read the Bible verse aloud before you ask your questions.

Directions:

1. Write words to song in large print before class.
2. Play the song for the children, helping them follow along on the song sheet.
3. Discuss the song, using a few questions from the discussion sheet. *Don't use them all!*
4. Introduce sign language for key words of your choice from sign language sheet for your song. Use as few or as many as you think the children can learn.
5. Sing and sign the song. Sign language as well as large format lyrics and sheet music are found in the PFI Unit Songbook or online.
6. If desired, play the Song Game.

Optional TAKING IT TO OTHERS Activity: Presenting and Singing the Song

1. Sing and sign the song, encouraging the watching children/parents to join in.
2. Ask the class some of the questions listed below. The Bible Truth Connection Question is particularly good to help them understand how the song ties in with the Bible Truth.

O LORD, You Have Searched Me

Verse 1

O LORD, you have searched me and known me!
 You know when I sit down and when I rise up;
 You discern my thoughts, My thoughts from afar.
 You search out my path and my lying down,
 And are acquainted with all my ways.

Refrain

Where can I go from your Spirit?
 Where can I flee from your presence?
 If I ascend to heaven, you are there!
 Where can I go from your Spirit?
 Where can I flee from your presence?
 If I make my bed in Sheol, you are there!
 You are there!

Listen to it on PFI ESV Songs 4, Track 20

Verse 2

If I take the wings of the morning
 And dwell in the uttermost parts of the sea,
 Even there your hand shall lead me,
 Your right hand shall hold me. Refrain
 You are there!

Psalm One-thirty-nine,
 verses one through three, and seven through ten.

Song Game: Big Voice, Little Voice

Materials

Song
 Sign language signs used in the song printed out onto little cards
 Blindfold

Preparing the Game

None.

Playing the Game

1. Practice the song and signs until the children know them well. Then tell them: "Children, we are going to hide a sign language sign and see if one of you can find it... with a little help from the rest of us!"
2. Choose someone to be "It" and blindfold them. Choose another child to hide one of the sign language cards. When it's hidden, "It" can remove the blindfold and begin to look.
3. The rest of the children will sing the song in a louder voice when "It" gets closer to the hidden sign and quieter when "It" gets further from the sign.
4. When "It" finds the hidden clue, another "It" is chosen and play begins again.

Game continues as number of questions, time, and attention span allow.

STORY REVIEW

Directions: Read and discuss Bible Truth, using a FEW of the questions. Play game. Feel free to modify the game to fit your children.

General Story Questions

1. What did Abraham want his servant to do for him and why? *Get Isaac a wife from his relatives back in Haran. He was too old and to go himself.*
2. Where did Abraham have his servant promise to NOT get him a wife from? Why? *The Canaanites because she might lead Isaac astray to follow their customs and gods.*
3. Why did Abraham not want Isaac to go to Haran to find a wife? *The LORD had called his family away Haran, his family, culture and gods. He didn't want him to go back and be tempted to stay, forsaking the covenant made with the LORD.*
4. Why did Abraham tell his servant that he did not need to fear doing this job right? *The LORD would send His angel ahead of him and be guiding him.*
5. Why would the camels have needed water as soon as they got to Haran? *It was such a long journey and there was not much water along the way.*
6. Why were all the women coming out to the well? *It was the only place to get water. They needed it to prepare evening meals.*
7. What was so incredible about the servant's prayer request? *It would be amazing for a girl to offer to give 10 thirsty camels all the water they wanted—perhaps 80 trips with a small pitcher.*
8. Besides offering water to the camels, what else needed to be true about Rebekah? *She needed to be from Abraham's family.*
9. What did the servant do as soon as he found out that Rebekah was a relative of Abraham? *He bowed down to the ground and praised the LORD for guiding him so perfectly.*
10. What did the servant give Rebekah? *Very expensive nose ring and 2 bracelets*
11. What did Rebekah's family do when they heard what happened at the well? *Laban went down to invite the man to stay with them.*
12. What did Laban and Bethuel think when they heard the servant's story? *It must be the LORD's will for Rebekah to be Isaac's wife.*
13. Why did the servant give the family so many nice things? *It was the custom for the man's family to give the bride's family such things when the marriage was agreed upon.*
14. What was so unusual about Rebekah's willingness to go with the servant the next day? *She had so little notice. Custom would have given much more time with her family before she left.*
15. Why did Rebekah put on her veil when she found out who Isaac was? *It was the custom for brides.*
16. How did God show that He really was everywhere, all the time? *He was not just in Canaan with Abraham and his servant, but was also preparing Rebekah to go just at the right time to the well, to say just the right thing, to be willing to go immediately back to Canaan. He knew all things and worked all things according to His perfect will.*

Bible Truth Connection Questions

1. What does this story have to do with our **Bible Truth: The LORD Is Everywhere, All the Time**? *Abraham's servant praised the LORD for being with him and also being at work in Haran so that he would know the right wife to take for Isaac.*

Bible Verse Connection Question

1. What does the story have to do with our **Bible Verse: Psalm 139:1-3,7-10**: *"O LORD, you have searched me and known me! You know when I sit down and when I rise up; you discern my thoughts from afar. You search out my path and my lying down and are acquainted with all my ways. Where shall I go from your Spirit? Or where shall I flee from your presence? If I ascend to heaven, you are there! If I make my bed in Sheol, you are there! If I take the wings of the morning and dwell in the uttermost parts of the sea, even there your hand shall lead me, and your right hand shall hold me."*
Abraham's servant traveled far away from home, yet the LORD showed him that He was with him, there. He praise God for answering his prayer for guidance. He could see that there was no where he could go from God's spirit.

Life Application Questions

1. Is there any where God's people can go where He will not be with them, helping them and guiding them?
No! There is not!
2. How can we become God's people? *By turning away from our sins and trusting in Jesus as our Savior.*

ACTS Questions

1. What is something we can praise God for being that we learned in our story?
Praise God for being the God who sees all things and makes His plans always work out perfectly.
2. What is something we can confess as sin that we learned in our story? *Confess that too many times we do not act like Abraham's servant did. We do not pray to God and ask for Him to guide what we do. Instead we just do what we want to do. We need a Savior!*
3. What is something we can thank God for that we learned in our story? *We can thank God for His good plans that He is always working out for the good of His people and for the honor of His name.*
4. What is something we can ask God for that we learned in our story?
We can ask God to work in our hearts, helping us to turn away from our sins and trust Jesus as our own Savior. And, like Abraham's servant, we can ask God to work out His good plans in our lives for our good and the honor of His name.

The Gospel

1. The LORD could perfectly answer Abraham's servant's prayer for help because He is the God who is everywhere, all the time. What is the greatest thing all people need help in and how has the LORD perfectly answered that need? What is the gospel?
God is the good Creator and King of the world. He made people to worship Him and live by His good laws. But we are all sinners who've rebelled against Him. We all deserve death--God's just, eternal punishment for our sins. How terrible! But God has good news for us. In His great mercy, God sent His Son, Jesus to earth as a man to save sinners. He lived the perfect life that pleases God. (He's the only one who's ever done that!) He offered it up to God His Father as the perfect sacrifice for sins when He suffered and died on the cross. Then, on the third day, Jesus rose from the dead in victory. He had fully paid for the sins of God's people, so they wouldn't have to! Now all who turn away from their sins and trust in Jesus as their Savior will receive forgiveness of sins and eternal life with God. They will be His very own special people who will know Him and enjoy Him forever. We can be God's people, too, if we turn from our sins and trust in Jesus as our own Savior.

Game: Keep It Under Your Hat

Materials

Paper and pencil
5+ hats
Story Review Questions

Preparing the Game

1. Choose 20+ questions for your game from the Story Review Discussion Questions, or make up your own.
2. Write each question on a separate, small piece of paper. Assign a point value to each question, based on difficulty. Pin a question to the underside of each hat, except one. Save the unused questions to pin to the hats when the first set have all been selected.
3. Place all the hats on the floor or on the table.

Playing the Game

Divide the children into two teams. Teams will take turns choosing one of the hats and answering the question pinned to the hat. Each question is worth the number of points indicated on the question. If the first team does not get the right answer, then the question goes to the other team who can win half the points for a correct answer.

When the blank hat is chosen, the team who chooses gets to come up with their very own question to try to stump the other team. If they can, then they get the highest point value worth on the question AND another turn. If the other team gets the right answer, then play continues as normal. When all the questions on the hats have been answered, pin a new set in, changing the empty hat.

Game continues until all children get to choose a hat, or as number of questions, time, and attention span allow.

Non-competitive Option

Divide the children into two groups. Set a target point number for whole group, telling them that together they are going to see how many turns it takes to reach the target number. Have one set of children be the hat wearers and the other set be the hat pickers. Once one set of children have had a turn, switch out hat wearers and the hat pickers. If someone chooses the blank hat, they make up a question to ask the rest of the children. Tally number of turns on a piece of paper. When the target number has been reached, start over and try to reach the target number in fewer turns.

Optional TAKING IT TO OTHERS Activity: Quiz Questions

Have the children choose a few of the questions from the game to ask the parents/other children during TAKING IT TO OTHERS time. Help pre-readers by whispering the question in their ear and letting them ask it aloud to the parents/other children.

CASE REPLAY ACTIVITIES

Use this guide to review the Case Story and act it out for others to enjoy!

CASE REPLAY, JR: YOUNGEST CHILDREN

Description: The children will act out the story together, everyone doing the same action/sound effect at the same time. This activity is most suitable for kindergarteners.

Materials

The Case RePlay, Jr. script for younger children

Preparation

1. Read through the script and write in the blanks along the side possible actions/sound effects the children could do to act it out.

Instructions

1. Tell the children that they will be re-enacting the story together as you tell it.
2. As you read the script, lead the children in actions/sound effects to do with you.
3. If desired, you can read the script and stop at certain sentences and ask them what a good action/sound effect would be to act out what you just read.
4. Repeat the re-enactment one or two times more.

CASE REPLAY, SR: OLDER CHILDREN

Description: The children act out the story as a three-scene play. You will narrate it using the Case RePlay, Sr. script and they will act it out (no spoken words, for the most part), with each child assuming a different character's role. This activity is most suitable for first grade and up. You will review the story, then practice it a few times before performing it for others.

Materials

The Case RePlay, Sr. script

White board or other large format paper

Costumes and props

Preparation

1. Prepare for the play by choosing costumes and props for each character in the story. Decorate the area with any scenery props.
2. Write the words "Beginning," "Middle," "End" on a large piece of paper/whiteboard with plenty of space under each heading. You will use this paper to help the children think about the story as a three-scene play, as it is presented in the script.

Instructions

1. Tell the children that they will get to act out the story as a three-scene play, with a beginning, Middle and end section. Tell them that before they can act it out, they need to think it out. as you narrate it with your script.
2. Take the children's answers as they recount the story, helping them put key incidents in the right order.
3. If desired, when they have filled in their Beginning, Middle, End, read through your whole (real) script, so they hear exactly what you will have them act out.
4. Then tell the children that it's time to practice acting out the story.
5. Assign parts to each child. If you are using costumes, do NOT give them out at this point. They will be a distraction.
6. Have all the children sit on the floor or in chairs on one side of the "stage," then call the characters up in place as their part in the story comes.
7. As you read the script, guide the children in where you want them to move or do to act it out.
8. After going through the whole script once, give out any costumes and props and act out the script once or twice more.

Optional TAKING IT TO OTHERS Activity: Re-enacting the Story

Read the script as the children act out together (younger) or assuming different roles (older) as the other children or the parents watch.

CASE REPLAY, JR--YOUNGER KIDS (KINDERGARTEN) P.2

Welcome to our play! The name of our story is called: The Case of the Worshipful Wife-picker.

Our story starts out in Canaan. It's an Old Testament story that takes about 2000 years before Jesus died on the cross and rose from the dead.

And now we present: "The Case of the Worshipful Wife-picker."

Actions:

Scene 1:

The old man Abraham calls his chief servant to go back to where his family lived in Haran to get a wife for Isaac, since he was too old to do it himself. Abraham reassures him that the LORD will send His angel ahead of him to guide him. Abraham gives his servant ten camels loaded down beautiful gifts to give the girl and her family, then sends him and his helpers on their way. The servant makes the long journey (about 600 miles) from Canaan to Haran. He takes his camels to the well to give them water. When he sees that all the girls at the well, he prays to the LORD to lead him to the right girl for Isaac. The girl who offers to water all ten camels when he asks for a drink would be the one.

Scene 2:

Beautiful Rebekah comes to the well. Abraham's servant asks her for a drink of water. She offers to water the camels and then gives all ten camels as much water as they could drink (maybe eighty trips!). He finds out that she is one of Abraham's relatives. Abraham's servant sees that Rebekah is the right girl. He gives her an expensive nose ring and very expensive bracelets. She invites him to stay at their house. He bows down before the LORD, in praise and thanksgiving for answering his prayers. Rebekah goes back home and tells her family. Laban, her brother, goes out to the well to invite him to the house. The servant tells Laban and Bethuel who he is and why he has come. When he tells them about how the LORD answered his prayers through Rebekah, they consent to let her go to be Isaac's wife. The servant brings out rich gifts of jewelry and clothes for Rebekah and other things for her family, then they all eat together.

Scene 3

The next morning, the servant wants to take Rebekah and go, but her family want her to stay a while longer. Rebekah agrees to go right then and she and her servants leave for Canaan. After the long journey, they near Abraham's fields and Rebekah sees Isaac coming towards her. When she finds out it is Isaac, she puts on her veil of engagement so he cannot see her face. Isaac takes Rebekah to his mother's tent and marries her right then.

Bible Truth Tie-In:

The Bible Truth we are learning is: **The LORD Is Everywhere, All the Time.** Abraham's servant praised the LORD for being with him and also being at work in Haran so that he would know the right wife to take for Isaac.

CASE REPLAY, SR--OLDER KIDS (1ST GRADE AND UP) P.3

Welcome to our play! The name of our story is called: The Case of the Worshipful Wife-picker.

Our story starts out in Canaan. It's an Old Testament story that takes about 2000 years before Jesus died on the cross and rose from the dead.

The characters in our story are: Abraham, his servants, Isaac, Nahor, Women at the well, Rebekah, Laban and Bethuel, Rachel's mother, Deborah, the nurse
Abraham's servant

And now we present: "The Case of the Worshipful Wife-picker."

Scene 1: (Beginning)

The old man Abraham calls his chief servant to go back to where his family lived in Haran to get a wife for Isaac, since he was too old to do it himself. Abraham reassures him that the LORD will send His angel ahead of him to guide him. Abraham gives his servant ten camels loaded down beautiful gifts to give the girl and her family, then sends him and his helpers on their way. The servant makes the long journey (about 600 miles) from Canaan to Haran. He takes his camels to the well to give them water. When he sees that all the girls at the well, he prays to the LORD to lead him to the right girl for Isaac. The girl who offers to water all ten camels when he asks for a drink would be the one.

Scene 2: (Middle)

Beautiful Rebekah comes to the well. Abraham's servant asks her for a drink of water. She offers to water the camels and then gives all ten camels as much water as they could drink (maybe eighty trips!). He finds out that she is one of Abraham's relatives. Abraham's servant sees that Rebekah is the right girl. He gives her an expensive nose ring and very expensive bracelets. She invites him to stay at their house. He bows down before the LORD, in praise and thanksgiving for answering his prayers. Rebekah goes back home and tells her family. Laban, her brother, goes out to the well to invite him to the house. The servant tells Laban and Bethuel who he is and why he has come. When he tells them about how the LORD answered his prayers through Rebekah, they consent to let her go to be Isaac's wife. The servant brings out rich gifts of jewelry and clothes for Rebekah and other things for her family, then they all eat together.

Scene 3: (End)

The next morning, the servant wants to take Rebekah and go, but her family want her to stay a while longer. Rebekah agrees to go right then and she and her servants leave for Canaan. After the long journey, they near Abraham's fields and Rebekah sees Isaac coming towards her. When she finds out it is Isaac, she puts on her veil of engagement so he cannot see her face. Isaac takes Rebekah to his mother's tent and marries her right then.

Bible Truth Tie-In:

The Bible Truth we are learning is: **The LORD Is Everywhere, All the Time.** Abraham's servant praised the LORD for being with him and also being at work in Haran so that he would know the right wife to take for Isaac.

Well Water for Abraham's Servant and Camels

Description

Children will make a paper cup well with a working bucket and paper Rebekah, servant and camel figures.

Materials

White card stock
 White poster board
 Brown, gray, tan, black wonderfoam or construction paper
 Craft Glue
 Miniature paper cups, liked used for condiments at restaurants, 1 per child
 1 pencil per child, unsharpened
 Yarn or twine
 Clear Packing tape
 Glue gun and glue
 Markers or crayons

Preparing the Craft

1. Make a copy of Templates #1 out of poster board card stock
2. Make a copy of Templates #2 and #3 per child out of paper or card stock.
3. Use packing tape to securely fasten short sides of Template #1 together into a circle.
4. About ½" down from one of the edges, poke 2 holes directly across from each other, just the diameter of the pencil. This will be where the bucket mechanism is inserted.
5. Cut out various stone shapes out of the wonder foam or construction paper.
6. Cut a 6" length of yarn/twine per child.
7. Punch 2 holes across from each other in the miniature paper cup, just the size for threading the yarn/twine through. Thread yarn through holes and tie ends into a knot.

Making the Craft

1. Show the sample of the craft you have made.
2. Have children fill in Template #1 with stone shapes, making sure to leave holes clear.
3. Color in Rebekah, servant and camels.
4. Tape or staple short sides of poster board together, forming walls of well, lining up the two holes so that they are directly across from each other.
5. Insert the pencil through the holes in the cup.
6. Teacher only: Attach the twine to the Middle of the pencil by holding the two ends together and gluing them down side by side with a dab of hot glue.
7. Fold along top of each paper figure so that they can stand. Place next to well.

Making a Bible Truth Connection

Once the children have settled into their craft, use the Bible Truth- Craft Connection Sheet to lead discussion about the craft. Note that most of these questions echo the questions on the case board, providing a review of what the children learned earlier.

Optional TAKING IT TO OTHERS Activity: Craft Presentation

If you are presenting the craft to other children or parents the children can hold up their crafts (or your model craft) and read their Bible Truth Connection answers to explain the importance of the craft.

CASE CRAFT**Discussion Guide****Instructions:**

As the children are settled into making their craft, ask them these questions to help them understand the craft's significance. Use the answers provided to guide the children's answers.

Discussion Questions

1. Where did Abraham send his servant? Why?
To Haran, the town of his relatives, to find a wife for Isaac.
2. Where did the servant first stop in Haran? Why?
He stopped at the well because all the young women of marrying age were there drawing water. He thought the girl Isaac should marry would be there.
3. What did the servant pray would be the sign that he had found the right girl?
She would offer to give him and all of his camels water.
4. What is the Bible Truth that we are learning?
The LORD Is Everywhere, All the Time.
5. What does our craft have to do with our Bible Truth: The LORD Is Everywhere, All the Time?
The Egyptians worshiped many gods, who were each supposed to control different parts of nature. But the LORD sent plagues that showed He was the true God over all of creation. He alone should be worshiped.
6. What can this craft help us remember?
That God sees everything, all the time. God always knows what is best. He is working out His perfect plan with perfect timing for everything in His people's lives, even today.


TAKING IT TO OTHERS**Craft Presentation****Instructions:**

Have children hold up your model craft/their crafts. Choose five children (or you say) the five sections below to explain the craft's importance.

Presentation:

1. Our craft is Well Water for Abraham's Servant and Camels.
2. At Haran, the town of Abraham's relatives, Abraham's servant prayed that the LORD would cause the girl He wanted Isaac to marry to offer to draw well water for himself and the camels because this would be a clear sign from God what His will was.
3. Bible Truth 3 is: The LORD Is Everywhere, All the Time.
4. The LORD perfectly timed Rebekah's walk to the well with Abraham's servant's prayer and arrival at the well Because the LORD is everywhere, all the time. He knows and can bring about just exactly what He wants, exactly when He wants to.
5. Our craft can help us remember that God sees everything, all the time. God always knows what is best. He is working out His perfect plan with perfect timing for everything in His people's lives, even today.

Note: Even non-readers can participate in presenting the craft, if you will whisper what they are to say in their ear and let them say it aloud for the others to hear.



Well Sides Background


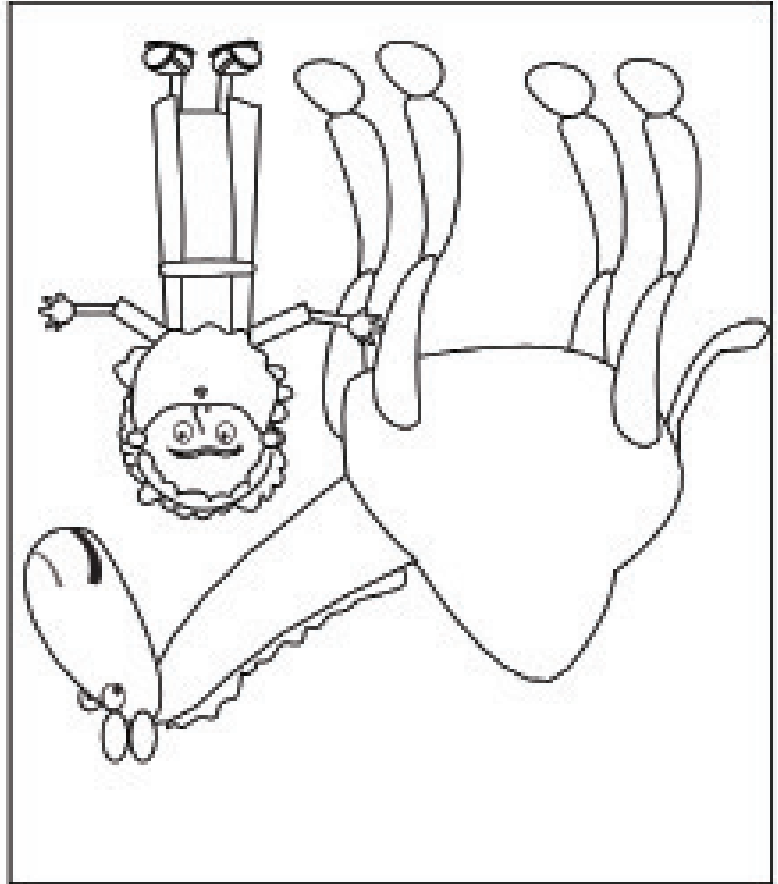
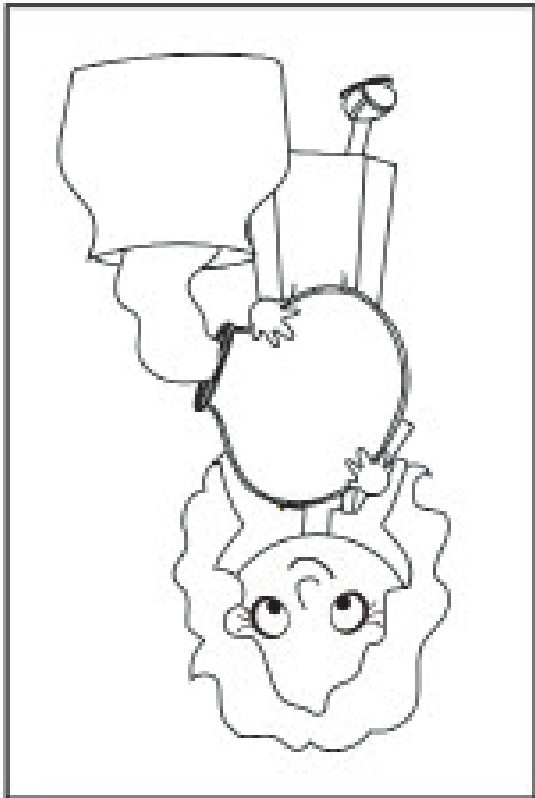
Template #1



Picture of Sides of Well

Figure #1

Templates 2 & 3



BEFORE CLASS:**1. PICK YOUR PERSON**

VIPPs can be anyone in your church! Typically, they fall into 6 categories: Church staff, Elders, Deacons/deaconesses, Special Volunteers (people who aren't paid, but spend a lot of time helping out in particular ways), Supported Workers (aka missionaries), and Church Members.

2. GATHER YOUR FACTS

Use the VIPP Information Sheet to write down the facts about your VIPP. The information on this worksheet is used in the VIPP activities, listed in the "Choose an Activity" section below.

DURING THE ACTIVITY:**1. INTRODUCE YOUR VIPP**

Introduce your VIPP to the children, using the VIPP Information Sheet. Fill in a set of VIPP Clue Cards with the information for your VIPP. If desired, you can even have the actual person come into class for the children to meet.

Need help describing what someone does for the church in a kid-friendly way? Check out the list of common VIPPs on the Praise Factory website in the PFI resources. There are lots of kid-friendly descriptions for common VIPP's, such as pastors, elders, deacons and a lot more.

2. PRAY!

Lead the children in praying for the VIPP. Ask the children if they would like to pray for one of the VIPPs prayer requests. Even non-readers can pray for the VIPP if you whisper the prayer request in their ear, then let them say it aloud. Never force a child to pray!

3. CHOOSE AN ACTIVITY

There are two activities you can use to help the children learn about the VIPP:

VIPP Clue Cards: These are nine coloring sheets in which children fill in the nine things they learn about the VIPP from the VIPP Information Sheet. Photocopy a set of each child. Use as few or as many of these Clue Cards as you desire.

VIPP Game: This is a game that uses a set of Clue Cards for one or two VIPPs.

Choose a VIPP and fill in his/her information on the VIPP Information Sheet. Fill in a set of VIPP Clue Cards with the information for your VIPP. Tell the children about the VIPP, having them fill in the VIPP Clue Cards with the key facts as they learn them. Write any words the children need to write on a white-board or other piece of paper so they can see how to spell them. Help younger children write these words on their clue cards. Ideas for how to tell the children about many common VIPPs are listed at praisefactory.org with the resources for this Bible Truth.

Optional TAKING IT TO OTHERS Activity: Introduce and Pray for the VIPP

If you are presenting the VIPP to other children or parents you can assign children to hold up the 10 clue cards and say what each card tells about the VIPP. (Or, you can have the children hold them up as you tell what each one means.) Then lead the children in praying for the VIPP.

Game: Mix and Match

Materials

- Information Sheet for one VIPP
- 2 Set of Clue Cards
- 8 8.5" x 11" Manila Envelopes
- Nerf Ball or other soft ball for indoor use

Preparing the Game

1. Fill in one set of clue sheets for the VIPP you are using.
2. Tape the other (blank) set of Clue Cards to the outside of the manila envelopes.
3. Put the filled-in clue cards in the corresponding envelope.
4. Tape the envelopes to the wall.

Playing the Game

Reveal, then Review Version:

Reveal: Tell the children about the VIPP, showing them your filled-in clue cards as you tell about them.

Review: Have the children take turns trying to hit an envelope with the ball. The teacher (or the child) tells the Clue Card category. The other children try to remember what the VIPP's answer was. Open it up and see if they got it right. If they did, the Clue Card is retired. If not, it can be added back into the Clue Cards to be aimed at.

VIPP INFORMATION SHEET

VIPP NAME:

WHAT VIPP LOOKS LIKE

Man or Woman? _____

Hair color? _____

Eye color? _____

FAVORITE ANIMAL

FAVORITE FOOD

FAVORITE FREE TIME ACTIVITY

WHAT VIPP DOES DURING WEEK

VIPP GROUP OF SERVICE:

Church Member

Deacon

Elder

Church Staff

Special Volunteer

Supported Worker
(Missionary)

3 WAYS VIPP SERVES CHURCH

3 WAYS TO PRAY FOR THE VIPP

BIBLE TRUTH 4, LESSON 2: PLANNER/OVERVIEW

GETTING STARTED: Welcome and Opening Songs (*introduce unit and get kids moving with these songs*)

Welcome to Praise Factory: PFI: Praise Factory Investigators Theme Song *PFI ESV Songs 4, Track 1*

Rules to Help Us Worship God and Love One Another: WoGoLOA Classroom Rules Song
PFI ESV Songs 4, Track 2

Big Question Under Investigation: Big Question 4 Songs *PFI ESV Songs 4, Tracks 3,4*
Extra Song: Inspector Graff's Rap: The ABC's of God PFI ESV Songs 4, Track 5

Big Question Bible Verse: 1 Kings 8:23 In Heaven Above Song *PFI ESV Songs 4, Track 6*
Extra Unit 4 Bible Verse: In Heaven Above 1 Kings 8:23, ESV (short version) PFI ESV Songs 4, Track 7
Extra Unit 4 Bible Verse: In Heaven Above or Earth Beneath 1 Kings 8:23, ESV (other version) PFI ESV Songs 4, Track 8
Extra Unit 4 Bible Verse: O, O LORD 1 Kings 8:23, ESV (other version) PFI ESV Songs 4, Track 9
Extra Unit 4 Bible Verse: I Am God Deuteronomy 32:3-4, HSCB, PFI ESV Songs 4, Track 10

DIGGING DEEP DOWN: Key Concept and Story (*introduce the Bible Truth and tell the related story*)

Bible Truth 4: The LORD Is Everywhere, All the Time

Bible Truth Hymn: God Is Working His Purpose Out, v.1 *PFI ESV Songs 4, Track 19*

Bible Verse: Psalm 139:1-3,7-10

Bible Verse Song: O LORD, You Have Searched Me: Psalm 139:1-3,7-10, ESV *PFI ESV Songs 4, Track 20*

Extra Bible Verse Song: Where Can I Go? Psalm 139:7-10, ESV PFI ESV Songs 4 Track 21

Extra Bible Verse Song: From Heaven the LORD Looks Down: Psalm 33:13,14 PFI ESV Songs 4 Track 22

Lesson 2 Story of the Saints: The Case of the Stony Speech

TAKING ACTION: Response Activities (*choose from among these activities*)

Snack and Discussion Planner: Food and Features of Hyderabad

ACTS Prayer: Prayer Sheet

Bible Truth Review: Discussion Questions and Game: Inspecting the Troops

Bible Truth Hymn: God Is Working His Purpose Out, v.1 *PFI ESV Songs 4, Track 19*

Song, Sign Language and Song Game: Sign It, Say It, What Does It Mean? **PFI ESV Songs 4 BOOK or ONLINE**

Bible Verse Review: Psalm 139:1-3, 7-10 Discussion Sheet and Game: Take a Step Back

Bible Verse Song: O LORD, You Have Searched Me: Psalm 139:1-3,7-10 *PFI ESV Songs 4, Track 20*

Song, Sign Language and Song Game: Pass the Secret Sign **PFI ESV Songs 4 BOOK or ONLINE**

Story Review: Discussion Questions and Game: Triple Play Baseball

Case RePlay, Jr: Drama Activity for Youngest Children (children do same story actions together)

Case RePlay, Sr: Drama Activity for Most Children (children re-tell story with individual parts)

Craft: Angry Crowd of Men

VIPP (Very Important Prayer Person) Prayer Time: Coloring Sheets(back of book) & Game: Picture Run

TAKING IT HOME: Take Home Sheet for Review and Family Devotions

PFI Pronto: Bible Truth 4, Lesson 2 **PFI ESV Prontos 4 BOOK or ONLINE**

The Case of the Stony Speech

by Connie Dever

Our story is called:**The Case of the Stony Speech.****As you listen to the story, see if you can figure out:**

1. Who made a speech? What did he tell in his speech?
2. What was stony about his speech? Why did he trust that the Lord would take care of him?

This story doesn't take place in Bible times. It takes place in the 1860's in southern India.

"Go to the Kingdom of Hyderabad! Why would you do that?" Jacob Chamberlain's missionary friends asked him, in shock. "That country is filled with tigers! The Muslims and Hindus there hate Christians and will be happy to kill you. Don't go!"

But Jacob and his four, Indian friends stood firm. "Jesus told His disciples to go into all the world and tell them about Him. He said He would be with them wherever they went. Will we not go to Hyderabad and trust that He will be with us?" Jacob replied.

So the five men packed two carts full of Bibles and other books about Jesus and prepared to leave. "Men, before we go, let's make a promise together to God," Jacob said. "Let's promise that we will tell the good news of Jesus in every town we come to, no matter how hard it is." The others agreed and committed their plans to God. They knew they could never do this without Him. Then they mounted their horses and set off.

Down narrow footpaths, through thick, towering forests of teakwood and banyan trees, the men traveled. They fought off wild boar, massive snakes and fierce tigers. They shared the good news of Jesus in every village they came to, though sometimes the people were very angry and their lives were in danger. But God was with them always, everywhere they went and in everything they faced, just as He promised He would.

One day, the men came to a great city with tall, white granite walls and huge, iron gates. This was the wickedest city in the whole Kingdom of Hyderabad! No Christian had ever dared share about Jesus inside its walls. Jacob and his friends might have passed it by, too, but they remembered their promise to God. They knew what they must do.

"This is a very wicked city, but we promised the Lord we would share the gospel in every city. He has

promised to be with us everywhere we go, so we will trust that He can take care of us in this city, too," they reminded each other.

Jacob's four friends went ahead of him into the city to sell Bibles and the other books about Jesus. Jacob came after them a bit later, looking for a good place to preach to the crowds. Jacob got no further than the first city street when his four friends came rushing towards him, followed by a very angry crowd!

"Jacob, it's not safe here! As soon as the Hindu and Muslim priests began to read our books about Jesus, they got very angry. They could see that if people believed in Jesus, they wouldn't be Hindus or Muslims anymore. They began to tell people lies about our books. They told them that they were made from the skins of cows (an animal the Hindu think is holy and should not be killed) and pigs (an animal the Muslims think is so UN-holy that it should not be eaten or touched). They told them they should not even touch the books unless they wanted to upset their gods. Look at this angry mob behind us! Hurry, we must get out before they kill us!"

"No, we can't leave," Jacob told them. "Not until we've told them the good news of Jesus. We will trust that the Lord will be with us and help us, just as He promised He would."

So instead of leaving the city, the men went to the market square. Jacob faced the crowds. "Friends," he greeted them, "thank you for your kind welcome of my friends and me to your city. I have come from far away to tell you some good news. I will tell it to you and then we will go."

Story-telling Tips

Ahead of time:

1. Read the Bible verses and story. Pray!
2. Create story cue cards on index cards (or highlight text).
3. Practice telling story dramatically, timing your presentation. Shorten, if necessary to fit your allotted time.
4. Decorate area with story props that help bring your story alive.

During your presentation:

1. Maintain as much eye contact as possible as you tell the story. Point to/use props at important points in the story. Include the kids in your story with a few questions about what they think will happen or words/concepts that might be new to them.
2. Watch the kids for signs that their attention span has been reached. Shorten, if necessary.

"No," said some of the leaders. You have come to talk about another god. Leave the city right now and we will see you safely out of the gates. Dare to say a word against our gods and we will send this mob upon you," they threatened.

These men meant every word. Already some of the mob had picked up cobble paving-stones in their hands and were preparing to stone them, Jacob noticed.

"I have come this long way with a royal message from a King far higher even than the great Nizam, King of Hyderabad. I have come to tell a story sweeter than any ear has ever heard. It is clear that most of you don't want to hear it, but I think I see a few men here who seem interested. "You there, with the red-bordered turban...and you there, with the yellow-, the gold-, the brown- and the pink-bordered turbans, you five seem like you might want to hear. Am I right? Then step forward here and I will whisper my message to you," Jacob invited them. "But the rest of you, step back and wait. When I finish telling them, you may come forward and throw your stones."

Then Jacob started to tell those five men the good news of Jesus, starting with a whisper, then speaking more and more loudly until all could hear.

He told them: "God is the good Creator and King of the world. He made people to worship Him and live by His good laws. But we're all sinners who've rebelled against Him. We all deserve death--God's just, eternal punishment for our sins. How terrible! But God has good news for us. In His great mercy, God sent His Son, Jesus to earth as a man to save sinners. Jesus lived the perfect life that pleases God. (He's the only one who's ever done that!) He offered it up to God His Father as the perfect sacrifice for sins when He suffered and died on the cross. Then, on the third day, Jesus rose from the dead in victory. He had fully paid for the sins of God's people, so they wouldn't have to! Now all who turn away from their sins and trust in Jesus as their Savior will receive forgiveness of sins and eternal life with God. They will be His very own special people who will know Him and enjoy Him forever. You can be God's people, too, if you turn from your sins and trust in Jesus as your own Savior."

When Jacob looked out upon the crowd of faces as he

spoke, he could see that many more than just the five men in front had been moved to tears as they heard about the wonderful gift of Jesus.

"Now," Jacob said, folding his arms, "I have finished my story. You may come and stone me."

"No," they said, "we don't want to stone you now. We didn't know whose messenger you were, nor what you had come to tell us. Do your books tell more about this wonderful Savior, Jesus?"

"Yes, much more," Jacob told them. "I haven't told you half of the amazing things He did and taught. We're going on our way early tomorrow morning. But we can leave some of our books with you, so you may read about Him even when we are gone."

With that, the people took from Jacob and the others, all the Bibles and the other books they had brought into the city with them.

The next morning, the leaders of the city came up to Jacob and his four friends as they were about to leave and said, "Forgive us for how we treated. We didn't know whose messengers you were. You're welcome back to our city anytime." Jacob and his friends left rejoicing that the LORD, the great "I Am with You Always" had not only protected them, but He had worked in the hearts of many people that day that they might come to know Him.

Cracking the Case:

It's time to answer our Case Questions.

1. Who made a speech? What did he tell in his speech? Jacob Chamberlain. He shared the good news of Jesus.

2. What was stony about his speech? Why did he trust that the Lord would take care of him? The people in the great, walled city picked up stones and prepared to kill Jacob and his friends for sharing the good news of Jesus. Jacob knew the Lord had promised to be with His people everywhere they went. He would be with him there in that city, too.

Something For You and Me**Our Bible Truth is:****The LORD Is Everywhere, All the Time****Our Bible Verse is: Psalm 139:1-3,7-10**

“O LORD, you have searched me and known me! You know when I sit down and when I rise up; you discern my thoughts from afar. You search out my path and my lying down and are acquainted with all my ways. Where shall I go from your Spirit? Or where shall I flee from your presence? If I ascend to heaven, you are there! If I make my bed in Sheol, you are there! If I take the wings of the morning and dwell in the uttermost parts of the sea, even there your hand shall lead me, and your right hand shall hold me.”

The Jacob and the others risked their lives to tell the people of Hyderabad is the message we most need to hear, too. We, too, can become God’s people, if we do repent of our sins and trust in Jesus as our own Savior. And if we do, we know that the Lord will be with us, always, too. Taking care of us and helping us to do all the good works He has planned for us to do. With the LORD, the God who is everywhere, all the time, there is no limit to what He might choose to do-- even through you and me.

Let’s praise this great “I Am with You Always”. Let’s ask Him to call us to do great things for His name and to trust Him to completely take care of us, no matter what.
Close in prayer.

Closing ACTS Prayer

A God, we praise You for being the great God who is always with His people, helping them do everything He wants them to do.

C God, we confess that many times we forget You when we are scared. Instead of trusting You will be with us, we run from doing things that are difficult for us.

T God, we thank You that You are always faithful to Your promises. You are always with Your people. They can trust that You will always take care of them.

S God, we ask that You would work in our hearts that we might turn away from our sins and trust in Jesus as our Savior. Make us people who trust that You are always with us and can help us even go to dangerous places to tell others about You.

Special Words

Missionary: A Christian who is sent out by a group of believers to tell the gospel of Jesus to people in another place, usually another country.

Muslim: A person who worships Allah and believes that Mohammed is Allah’s prophet. He obeys the laws of the Koran.

Hindu: A person who follows Hinduism, a religion that started in India and includes the worship of a number of different gods. Hindus usually believe in reincarnation. They believe that all creatures’ bodies die but their spirits live on and come back in the body of a new creature (person, animal, etc) based on how good or bad they were in their previous life.

ACTS PRAYER ACTIVITY

Use this sheet to write down your ACTS Prayer

Instructions:

Use this sheet to help the children apply the Bible Truth into a prayer. You can use the ACTS provided or even better, have the kids think of their own applications. Also have the children add their personal requests to the prayer, too. Lead the children in the prayer or let them pray sections, with your help. Never force a child to pray! Non-readers can participate by you whispering a section of the prayer into their ear and allowing them to pray it aloud for the group.

ADORATION:

God, we praise You for being the only true God, worthy of all our worship.

God, we praise You for being.....

Add your own Adorations:

CONFESSION:

God, we confess that we act like You aren't everywhere, all the time. We forget You see as we disobey Your good laws. We don't trust You will take care of us. We worry about others too far away for us to help, forgetting to ask You to help them. We need a Savior!

God, we have sinned against You....

Add your own Confessions:

THANKSGIVING:

Thank You, God for always being near. Thank You for being able to hear and answer all of our prayers at the same time. Thank You for working out everything with perfect timing, according to Your perfect will.

God, we thank You for...

Add your own Thanksgivings:

SUPPLICATION:

God, help us to remember that You are with us, wherever we are. Work out everything in our lives for our good and Your glory. Work in our hearts and in those who live far away. Help us all to trust in Jesus as our Savior.

God, we need Your help...

Add your own Supplication:

SNEAKY SNACK

Can you figure out how this snack relates to the story?

Snack: Food and Features of Hyderabad

Simple Indian food, such as rice, pineapple, and Pita or Afghan bread (like Naan bread) OR A peanut butter and jelly roll “pillar” (made by cutting crusts off of white bread, spreading a thin layer of PB and J, the rolling it up—insert toothpick, if necessary to hold) with a Teddy graham “Jacob” standing in front of it (use a little PB to stand up Jacob and the pillar), and a few more Teddy graham listeners facing him (also secured by a dab of PB)

This is only a suggestion. Feel free to modify. Be mindful of allergy issues among your children!

Case Tie-in: Jacob and his friends vowed to take the gospel to faraway parts of India, like Hyderabad, trusting that the LORD who was everywhere, all the time, would be just as able to take care of them in in those dangerous places. The LORD proved Himself faithful. He protected the men and blessed the telling of the gospel.

SOUL FOOD

Food for thought during snack time

1. What does the snack have to do with the story?

Choose a few questions from the other activity discussion sheets to talk about during this snack time.

2.

3.

4.

5.

6.

7.

Directions: Read and discuss Bible Truth, using a FEW of the questions. Play game. Feel free to modify the game to fit your children.

The LORD Is Everywhere, All the Time

The LORD made people finite. That means they have things they can do and things they can't do. People can only be at one place at one time. They have to travel to move from one place to another. They have a time to live and a time to die.

The LORD is very different from people. He is infinite—He is everywhere, all the time. He never began and He will never end. There never was a time when the LORD was not alive. There will never be a time when He will stop living. He knows and plans what happens, even before something has begun. He sees everything in all times and in all places, all at the same time.

Because the LORD is everywhere, all the time, He is able to hear and answer all of His people's prayers at the same time. He is able to protect them and help them, no matter where they are. He works out everything with perfect timing, according to His perfect will.

Understanding the Bible Truth

1. What is the difference between how God is and how man is?

Man is finite and can only do certain things. God is infinite and He can be everywhere, all the time.

2. When did God begin and when will He end? *Never. He has always existed.*

3. What is amazing about what God knows? *He knows all things; He knows everything that will happen even before it happens.*

4. What is the difference between knowing and planning something to happen? *Planning is more than just knowing; it works things out to happen a certain way.*

5. Why is it so wonderful that God doesn't just know what will happen but works everything out according to His will? *Only the Lord is perfectly good, loving, wise, etc. Nothing could possibly be better than for Him to shape what happens according to His will.*

6. What kinds of things is God able to do everywhere, all at the same time? *Hear and answer all His people's prayers, protect and help them no matter where they are, works everything out in perfect timing, according to His will.*

Story Connection Questions

1. How does the case story point to the **Bible Truth: The LORD Is Everywhere, All the Time**? How did the LORD show Jacob and his friends that He was everywhere, all the time?

He always heard and answered their prayers, no matter where they were. Because He knew exactly what to do to protect and prepare those men to go into the walled city. He even was working ahead of time in the hearts of men in the city, especially the five men who came forward first.

Bible Verse Connection Question

1. What does our Bible Truth have to do with our Bible Verse: **Psalms 139:1-3,7-10**: "O LORD, you have searched me and known me! You know when I sit down and when I rise up; you discern my thoughts from afar. You search out my path and my lying down and are acquainted with all my ways. Where shall I go from your Spirit? Or where shall I flee from your presence? If I ascend to heaven, you are there! If I make my bed in Sheol, you are there! If I take the wings of the morning and dwell in the uttermost parts of the sea, even there your hand shall lead me, and your right hand shall hold me."?

God is everywhere, all the time. There is no where we can flee from God's Spirit. Everywhere we are, He is, too. God can hear all His people's prayers, help and protect them, no matter where they are. He will always be guiding them according to His perfect plans.

Life Application Questions

1. What are some ways God's people can show that they believe the Lord is Everywhere, All the Time? *When they are lonely, scared, discouraged, feel helpless, they can cry out to Him and have peace because they know that He hears them and acts only according to His perfect will.*

2. How can we become God's people? *By turning away from our sins and trusting in Jesus as our Savior.*

ACTS Questions

1. What is something we can praise God for because of this Bible Truth?

Praise God for being everywhere, all the time.

2. What are sins we can confess to God because of this Bible Truth?

Confess not trusting Him and forgetting that He is everywhere, all the time.

3. What is something we can thank God for because of this Bible Truth?

Thank God for ways that He answers our prayers for people that live far away who we cannot help, but He can (and has) helped.

4. What is something we can ask God for because of this Bible Truth?

We can ask God to work in our hearts that we would want to turn away from disobeying Him and trust in this wonderful Jesus as our own Savior. Ask God to help us to trust Him when we are afraid because He will be with us, wherever we are. To ask Him to be at work in the lives of others who live far away from us.

The Gospel

1. The LORD is everywhere, all the time. What does He see all people do? *Sin!*

2. What do all people need?

A Savior.

3. What is the good news of salvation through Jesus? What is the gospel?

God is the good Creator and King of the world. He made people to worship Him and live by His good laws. But we are all sinners who've rebelled against Him. We all deserve death--God's just, eternal punishment for our sins. How terrible! But God has good news for us. In His great mercy, God sent His Son, Jesus to earth as a man to save sinners. He lived the perfect life that pleases God. (He's the only one who's ever done that!) He offered it up to God His Father as the perfect sacrifice for sins when He suffered and died on the cross. Then, on the third day, Jesus rose from the dead in victory. He had fully paid for the sins of God's people, so they wouldn't have to! Now all who turn away from their sins and trust in Jesus as their Savior will receive forgiveness of sins and eternal life with God. They will be His very own special people who will know Him and enjoy Him forever. We can be God's people, too, if we turn from our sins and trust in Jesus as our own Savior.

Game: Squirrel and Nut

Materials

Marble

Chairs

Bible Truth Questions

Preparing the Game

1. Choose 20+ questions for your game from the Bible Truth Discussion Questions, or make up your own.
2. Write the Bible Truth questions on small thin strips of paper (or make a photocopy of the Bible Truth Discussion Questions and Simply cut them into strips) and put them in the bag/bowl.

Playing the Game

Have children seated in chairs in a circle, with their heads down and their eyes closed. "It" is in the Middle and is holding the marble. He walks around quietly and chooses someone's lap to drop the marble into. The person who receives the marble jumps up and chases "It" around the circle and tries to tag "It" before "It" gets to the chair and sits down. Either the tagged old "It" or the new "It" gets to choose a question from the bag for the class to answer. Play continues after the question is answered. Be careful about running on slick floors! You may want to ask the children to walking rapidly instead.

Game continues as number of questions, time, and attention span allow.

Optional TAKING IT TO OTHERS Activity: Quiz Questions

Have the children choose a few of the questions from the game to ask the parents/other children during TAKING IT TO OTHERS time. Help pre-readers by whispering the question in their ear and letting them ask it aloud to the parents/other children. Make sure you read the Bible verse aloud before you ask your questions.

Directions:

1. Write words to song in large print before class.
2. Play the song for the children, helping them follow along on the song sheet.
3. Discuss the song, using a few questions from the discussion sheet. *Don't use them all!*
4. Introduce sign language for key words of your choice from sign language sheet for your song. Use as few or as many as you think the children can learn.
5. Sing and sign the song. Sign language as well as large format lyrics and sheet music are found in the PFI Unit Songbook or online.
6. If desired, play the Song Game.

Optional TAKING IT TO OTHERS Activity: Presenting and Singing the Song

1. Sing and sign the song, encouraging the watching children/parents to join in.
2. Ask the class some of the questions listed below. The Bible Truth Connection Question is particularly good to help them understand how the song ties in with the Bible Truth.

God Is Working His Purpose Out

Verse 1

God is working his purpose out
 As year succeeds to year:
 God is working his purpose out,
 And the time is drawing near;
 Nearer and nearer draws the time,
 The time that shall surely be,
 When the earth shall be filled with the glory of God
 As the waters cover the sea.

Listen to it on PFI ESV Songs 4, Track 19

Understanding the Song

1. Who is working out his purpose? *God is.*
2. Where is God working out his purpose? *In all the earth, really all the universe.*
3. What does it mean to work out your purpose? *It means to make your plans happen.*
4. What is God's purpose that he is working out in the world? *To bring salvation to all who turn from their sins and trust in His Son, Jesus, as their Savior. And, to show the whole world how great and good He is.*
5. What does "year succeeds to year" mean? *It means year after year.*
6. What is God doing as year succeeds to year? *He is working his purpose out, fulfilling his plans.*
7. What time is drawing nearer and nearer? *The time when God's purpose will be fulfilled.*
8. What will it be like when God works out his purpose completely? *The earth will be filled with the glory of God.*
9. What is God's glory? What does it mean for the earth to be filled with it? *God's glory means a display of His greatness and goodness. When the earth is filled with God's glory, it means that everything will be a wonderful display of His greatness and goodness.*
10. How do the waters cover the sea? *The sea is made up of water. Waters completely cover the sea.*
11. What does it mean that God's glory will fill the earth as the waters cover the sea? *That every bit of it will be a display of God's glory--His goodness and greatness.*

Bible Truth Connection Question

1. How does this song relate to our Bible Truth: **The LORD Is Everywhere, All the Time**? *Because the LORD is everywhere, all the time, He is always working out His purposes in all the earth. There is no place that escapes His great plans. One day, it all will be a display of His glory when His purpose is completely worked out.*

Story Connection

1. How does this song relate to today's story? *Many warned Jacob that he should not go to Hyderabad because it was too dangerous. But Jacob and his friends went anyway. They knew of God's purpose to tell the whole world about Jesus--including the people of Hyderabad. They trusted Him to protect them and help them as part of working out His purpose. And sure enough, God did!*

Bible Verse Connection Question

1. What does this hymn have to do with our Bible Verse: **Bible Verse: Psalm 139:1-3,7-10:** *“O LORD, you have searched me and known me! You know when I sit down and when I rise up; you discern my thoughts from afar. You search out my path and my lying down and are acquainted with all my ways. Where can I go from your Spirit? Where can I flee from your presence? If I go up to the heavens, you are there; if I make my bed in the depths, you are there. If I rise on the wings of the dawn, if I settle on the far side of the sea, even there your hand will guide me, your right hand will hold me fast.”?*

This verse reminds us that everywhere we go, the LORD is there, too, working out His purpose: saving and caring for those who trust in Him. Always fulfilling His good plans for them.

Life Application Questions

1. How can God's people be affected by the message of this song? *They can praise God for never failing to work out His purposes. Even when hard things happen that they don't understand, they can keep on trusting that somehow God is at work and will use everything to bring glory to His name and to do good things in their lives.*

2. What good purposes does God delight to do in us? *To save us from our sins, when we turn away from our sins and trust in Jesus as our Savior. And when we do, to grow us closer and closer to Him and make us more like Jesus in how we love others. And, to prepare us for eternal life with Him one day.*

ACTS Questions

1. What is something we can praise God for from this hymn?

Praise God for being the God who always fulfills His plans.

2. What are sins we can confess to God from this hymn?

That many times we do not trust in Him when difficult things happen. We fear His purposes, that they are not good, even though He has shown us to be perfectly good and wise over and over again. We need a Savior!

3. What is something we can thank God for from this hymn?

We can thank God for sending Jesus as part of His good purpose that He is working out. Because of Him, we can become God's people and live with Him forever!

4. What is something we can ask God for from this hymn?

That God would work in our hearts that we might turn from our sins and trust Jesus as our Savior. That God would work out his good purposes in our lives..and in all the world, that His glory would be displayed throughout it all.

Gospel Question

1. For what good purpose did God send Jesus? What did he do for sinners like you and me? What is the gospel? *God is the good Creator and King of the world. He made people to worship Him and live by His good laws. But we are all sinners who have rebelled against Him. We all deserve death--God's just, eternal punishment for our sins. How terrible! But God has good news for us. In His great mercy, God sent His Son Jesus to earth to save sinners. Yes, Jesus, the perfect Son of God, left His home in heaven and became a man. He lived the perfect life that pleases God. (He's the only one who has ever done that!) He offered it up to God His Father as the perfect sacrifice for sins when He suffered and died on the cross. Then, on the third day, Jesus rose from the dead in victory. He had fully paid for the sins of God's people, so they wouldn't have to! Now all who turn away from their sins and trust in Jesus as their Savior will receive forgiveness of sins and eternal life with God. They will be His very own special people who will know Him and enjoy Him forever. We can be God's people, too, if we turn from our sins and trust in Jesus as our own Savior.*

Song Game: Sign It, Say It, What Does It Mean?

Materials

Sign Language signs used in song, particularly choose words with important meanings you want the children to learn, such as "grace", "redeem", etc.

Bag or bowl

Preparing the Game

1. Cut out signs and put in bowl.

Playing the Game

1. Practice the song and signs until the children know them well. Then put all the signs we've learned in this bag/ bowl and mix them up.
2. Ask one of the children to choose a sign, but not show it to anyone...but you, if they need some help.
3. Ask the child to do the sign for the rest of the children and see if the other children can guess which one it is. Do the sign with the child, if desired.
4. When the children guess the sign, ask them the meaning of the word. If no one guesses the sign, put it back in the bowl to be picked again.
5. Choose another child to pick a new sign from the bag and continue.

NOTE: You might want to sing the song after you do each word or couple of words.

Game continues as number of questions, time, and attention span allow.

choose a FEW questions for discussion, then choose the game and/or music activity

Meditation Version: Psalm 139:1-3, 7-10

“O LORD, you have searched me and known me! You know when I sit down and when I rise up; you discern my thoughts from afar. You search out my path and my lying down and are acquainted with all my ways. Where shall I go from your Spirit? Or where shall I flee from your presence? If I ascend to heaven, you are there! If I make my bed in Sheol, you are there! If I take the wings of the morning and dwell in the uttermost parts of the sea, even there your hand shall lead me, and your right hand shall hold me.”

Alternate Memory Version: Psalm 139: 7,9-10

“Where shall I go from your Spirit? Or where shall I flee from your presence? If I take the wings of the morning and dwell in the uttermost parts of the sea, even there your hand shall lead me, and your right hand shall hold me.”

Understanding the Bible Verse

1. Who has searched us and know us? *The LORD.*

2. What kinds of things does God know about us? *When we sit down, when we get up; our thoughts, where we go... everything about us, both inside and out.*

Who is the Spirit? *The Holy Spirit of God.*

3. What does “presence” mean? Gifts or something else? *Presence sounds like “presents,” (gifts), but it is spelled differently and it means to be in the same place as someone else.*

4. Whose presence does the verse say we cannot flee from? Why? *The LORD’s, Because the LORD is everywhere, all the time.*

5. What does it mean “if I go up to the heavens, if I make my bed in the depths, You are there?” *There is no place high enough or low enough in all the earth; high, low and everything in between, the Lord will always be with us.*

6. What does “rise on the wings of the dawn, settle on the far side of the sea even there your hand will guide me” mean? *These are beautiful ways of saying, even if I travel as far away from here as I possibly can, the LORD will still be with me, helping me.*

7. How is the LORD able to be with us, no matter where we go? *He is Spirit and He is infinite. He does not have a body that can be in one place at a time. He is without limits, He can be everywhere, all the time.*

8. What does “your right hand will hold me fast” mean? *God doesn’t have a body, so He doesn’t have a real right hand. In Bible times, the right hand stood for strength and ability to control. Fast doesn’t just mean speedy, it also means securely. So this means that God will use His strength and ability to control all things to completely take care of you, no matter where you are.*

Bible Truth Connection Question

1. What does this verse have to do with the **Bible Truth: The LORD Is Everywhere, All the Time?** *God is everywhere, all the time. There is no where we can flee from God’s Spirit. Everywhere we are, He is, too. God can hear all His people’s prayers, help and protect them, no matter where they are. He will always be guiding them according to His perfect plans.*

Story Connection Questions

1. How did Jacob and his friends learn the truth of this verse?

They knew that no matter where they were on their dangerous journey, far into lands where no Christian had ever gone before, the LORD always took care of them. He was with them always, just as He had promised them.

Life Application Questions

1. How can this verse comfort God’s people?

They don’t ever have to worry about truly being alone with no one to help. No matter how far away or how hard something is that they are going through, He will always be right there with them.

2. How can we become God’s people? *By turning away from our sins and trusting in Jesus as our Savior.*

ACTS Questions

1. What is something we can praise God for from this Bible verse?

Praise God for being the God who is always with us.

2. What is something we can confess to God from this Bible verse? *That we sin and want to hide from God. We know we deserve God's punishment! We need a Savior!*

3. What is something we can thank God for from this Bible Verse?

We can thank God for that there is no place God's people can go and they will be away from Him. He will ways will be there to guide them and keep them safe, for His good purposes.

4. What is something we can ask God for from this Bible Verse?

We can ask God to work in our hearts that we would want to turn away from disobeying Him and trust in this wonderful Jesus as our own Savior. We can ask Him to help us to remember that He is everywhere, all the time, and trust in Him and live for Him.

Gospel Question

1. There is no where we can flee from God's Spirit. He sees we are all sinners. What hope is there? What is the gospel?

God is the good Creator and King of the world. He made people to worship Him and live by His good laws. But we are all sinners who've rebelled against Him. We all deserve death--God's just, eternal punishment for our sins. How terrible! But God has good news for us. In His great mercy, God sent His Son, Jesus to earth as a man to save sinners. He lived the perfect life that pleases God. (He's the only one who's ever done that!) He offered it up to God His Father as the perfect sacrifice for sins when He suffered and died on the cross. Then, on the third day, Jesus rose from the dead in victory. He had fully paid for the sins of God's people, so they wouldn't have to! Now all who turn away from their sins and trust in Jesus as their Savior will receive forgiveness of sins and eternal life with God. They will be His very own special people who will know Him and enjoy Him forever. We can be God's people, too, if we turn from our sins and trust in Jesus as our own Savior.

Game: Take a Step Back

Materials

Bible verse written up in large print so that all can see
1 beanbag for every 2 children

Preparing the Game

None.

Learning the Verse

Some or all of your children may be non- or early readers. Teach the verse in sections, having them say it after you. Repeat a few times. Add clapping or other movement as they say it.

Directions

1. Pair up the children, giving a beanbag to each pair. Line up one child from each team, then have the partners face their team partner, about one foot apart from each other, forming a second line.
2. Have all the children say the verse together, then have the partner throw the beanbag to the other partner. Those who successfully catch the beanbag stay in for the next round.
3. Have each child take a step back.
4. Lead the children in saying the verse again, then have them throw the beanbag to their partner. Those who successfully catch the beanbag stay in for the next round.
5. Have the children take another step back, and so on.
6. Continue until only one team remains.

Alternate Play: Continue to allow all children to play the game, even if they drop their beanbag, but keep track of how many successful catches each team makes. The team with the most successful catches, wins.

Optional TAKING IT TO OTHERS Activity: Quiz Questions

Have the children choose a few of the questions from the game to ask the parents/other children during TAKING IT TO OTHERS time. Help pre-readers by whispering the question in their ear and letting them ask it aloud to the parents/other children. Make sure you read the Bible verse aloud before you ask your questions.

Directions:

1. Write words to song in large print before class.
2. Play the song for the children, helping them follow along on the song sheet.
3. Discuss the song, using a few questions from the discussion sheet. *Don't use them all!*
4. Introduce sign language for key words of your choice from sign language sheet for your song. Use as few or as many as you think the children can learn.
5. Sing and sign the song. Sign language as well as large format lyrics and sheet music are found in the PFI Unit Songbook or online.
6. If desired, play the Song Game.

Optional TAKING IT TO OTHERS Activity: Presenting and Singing the Song

1. Sing and sign the song, encouraging the watching children/parents to join in.
2. Ask the class some of the questions listed below. The Bible Truth Connection Question is particularly good to help them understand how the song ties in with the Bible Truth.

O LORD, You Have Searched Me

Verse 1

O LORD, you have searched me and known me!
 You know when I sit down and when I rise up;
 You discern my thoughts, My thoughts from afar.
 You search out my path and my lying down,
 And are acquainted with all my ways.

Refrain

Where can I go from your Spirit?
 Where can I flee from your presence?
 If I ascend to heaven, you are there!
 Where can I go from your Spirit?
 Where can I flee from your presence?
 If I make my bed in Sheol, you are there!
 You are there!

Listen to it on PFI ESV Songs 4, Track 20

Verse 2

If I take the wings of the morning
 And dwell in the uttermost parts of the sea,
 Even there your hand shall lead me,
 Your right hand shall hold me. Refrain
 You are there!

Psalm One-thirty-nine,
 verses one through three, and seven through ten.

Song Game: Pass the Secret Sign

Materials

Sign Language signs used in song, particularly choose words with important meanings you want the children to learn, such as "grace", "redeem", etc.

Bag or bowl

Blindfold

Preparing the Game

1. Cut out signs and put in bowl.

Playing the Game

1. Practice the song and signs until the children know them well.
2. Have all the children stand in a tight circle, except one, "It" who will stand in the Middle of the circle, blindfolded.
3. Have the children in the circle to put their hands behind their backs. Choose a sign from the bag and hand to a child in the circle, still keeping hands behind their backs, not looking at the sign.
4. When "It" says "Pass the Secret Sign", the children will begin to pass the sign around behind their backs.
5. When "It" says "Stop the Passing!" the child who has the sign freezes with the sign behind his back.
6. The child with the sign brings it around and looks at it. You can help the child practice the sign.
7. Then take the blindfold off of "It", watch the child with the card do the sign, then have "It" guess the name of the sign. (If desired, "It" can ask another child in the circle for help with their guess.)
8. The holder of the sign then becomes "It." Sing the song with all the signs, then repeat.

STORY REVIEW

Directions: Read and discuss Bible Truth, using a FEW of the questions. Play game. Feel free to modify the game to fit your children.

General Story Questions

1. Why did the other missionaries think that Jacob and his friends should not go to the Hyderabad?
Too dangerous because of wild animals and people opposed to Christianity.
2. What two reasons did Jacob give to go anyway?
Jesus' command to go into all the world; His promise to be with them always.
3. What did the five men vow? *To share the gospel in every town they came to.*
4. What did the men take with them? *Two carts full of Bibles and other books about Jesus.*
5. What kinds of animals did they have to face? *Wild boar, tigers, and snakes.*
6. How did the people treat them in the villages they visited? *Some welcomed them, many mistreated them.*
7. What had they heard about the walled city that might have made them not want to go there?
It was the wickedest city in the whole Kingdom.
8. What did Jacob sent his four friends ahead to do in the city? What would he do afterwards?
They were to go in and give out literature, then he would follow and tell the people about Jesus.
9. What happened to the four friends that made them want to leave the city?
An angry mob was threatening them.
10. What lies had been spread by the Hindu and Muslim leaders about the books that made the people so angry?
That the books were covered in pig and cow skin, which would make their gods unhappy if they even touched them.
11. Why didn't Jacob think they should leave the city right away?
Because they had not kept their vow to tell the people about Jesus before they left.
12. Why did Jacob tell his friends to back up against the pillars in the market square?
To not be snuck up on from behind.
13. How did the people threaten Jacob and his friends? *Shut the gates to the city. Had bricks to stone them.*
14. How did Jacob use the 5 men to tell everyone about Jesus?
Acted like it was a great secret that only they would hear, but spoke loud enough for everyone to hear.
15. Why did the people change their minds about wanting to kill them?
They were so moved by the good news of Jesus that now they wanted to hear more.
16. What did Jacob leave with the people so they could know more about Jesus? *Bibles and books.*

Bible Truth Connection Questions

1. What does this story have to do with our **Bible Truth: The LORD Is Everywhere, All the Time?** *Everywhere they went on their dangerous journey, they saw that the LORD was with them always, just as He said He would be. Because He was everywhere, all the time, He knew all things and planned all things perfectly according to His good will.*

Bible Verse Connection Question

1. What does the story have to do with our **Bible Verse: Psalm 139:1-3,7-10:** *“O LORD, you have searched me and known me! You know when I sit down and when I rise up; you discern my thoughts from afar. You search out my path and my lying down and are acquainted with all my ways. Where shall I go from your Spirit? Or where shall I flee from your presence? If I ascend to heaven, you are there! If I make my bed in Sheol, you are there! If I take the wings of the morning and dwell in the uttermost parts of the sea, even there your hand shall lead me, and your right hand shall hold me.”?*

They knew that no matter where they were on their dangerous journey, far into lands where no Christian had ever gone before, the LORD always took care of them. He was with them always, just as He had promised them. He would guide them.

Life Application Questions

1. What can God's people today remember about God when they are going through hard times? *That LORD is the only true God and He is everywhere, all the time. He really is in control of everything they are going through. He will only let things happen to them that are part of His perfectly good and wise will. He will always be there to comfort them and sustains them as they go through their difficulties. One day, He will bring an end to all their hard times. One day, He will bring them to live with Him, forever happy in His presence.*
2. How can we become God's people? *By turning away from our sins and trusting in Jesus as our Savior.*

Life Application Questions

1. What can God's people today remember about God when they are going through hard times? *That LORD is the only true God and He is everywhere, all the time. He really is in control of everything they are going through. He will only let things happen to them that are part of His perfectly good and wise will. He will always be there to comfort them and sustains them as they go through their difficulties. One day, He will bring an end to all their hard times. One day, He will bring them to live with Him, forever happy in His presence.*
2. How can we become God's people? *By turning away from our sins and trusting in Jesus as our Savior.*

ACTS Questions

1. What is something we can praise God for being that we learned in our story?
Praise God for being the great God who is always with His People, helping them do everything He wants them to do and working in the hearts of others.
2. What is something we can confess as sin that we learned in our story?
Confess that many times we forget God when we are scared, instead of turning and trusting in Him. We do not act like He can take care of us if we trust in Him. We need a Savior!
3. What is something we can thank God for that we learned in our story?
We can thank God for always being faithful to His promises. We can thank Him for always being with and taking care of His people, according to His perfect plans.
4. What is something we can ask God for that we learned in our story?
We can ask God to work in our hearts, helping us to turn away from our sins and trust Jesus as our own Savior. We can ask Him to make us people who trust Him and who even go to dangerous places to tell others about Him.

The Gospel

1. What is the good news of Jesus that Jacob and the others told the people of Hyderabad? What is the gospel?
God is the good Creator and King of the world. He made people to worship Him and live by His good laws. But we are all sinners who've rebelled against Him. We all deserve death--God's just, eternal punishment for our sins. How terrible! But God has good news for us. In His great mercy, God sent His Son, Jesus to earth as a man to save sinners. He lived the perfect life that pleases God. (He's the only one who's ever done that!) He offered it up to God His Father as the perfect sacrifice for sins when He suffered and died on the cross. Then, on the third day, Jesus rose from the dead in victory. He had fully paid for the sins of God's people, so they wouldn't have to! Now all who turn away from their sins and trust in Jesus as their Savior will receive forgiveness of sins and eternal life with God. They will be His very own special people who will know Him and enjoy Him forever. We can be God's people, too, if we turn from our sins and trust in Jesus as our own Savior.

Game: Triple Play Baseball

Materials

- 4 carpet squares or construction paper for bases
- 3 balls of different sizes, such as a foam ball, tennis ball, and soccer ball.
- A basket or cardboard box
- Masking tape
- Paper and pencil
- Story Review Questions

Preparing the Game

1. Choose 20+ questions for your game from the Story Review Discussion Questions, or make up your own.
2. Place the carpet squares at the four corners of a diamond, like for baseball, approximately 10 feet apart.
3. Place the basket with the balls in it next to "home" base.

Playing the Game

Divide the children into two teams. Team A will be up to bat, Team B will be out in the field. One player from Team B stands behind the batter as catcher. The leader will read a question to the batter. If the batter answers it correctly, he then picks up all three balls from the basket and tosses them out into the "field" in rapid succession. He then tries to run as many bases as possible around the diamond,, touching each base ,before the Team B players in the field return all three objects to the catcher who puts the balls into the box. The batter scores as many points as bases he was able to get to: 1 point for first base, 2 points for 2nd base, etc.. The next person on Team A becomes batter now, and repeats the process. A team incurs an "out" if a batter is unable to answer a question; or, if a batter is caught in between 2 bases when all the items are back in the box, then they are out. Teams switch positions after 2 outs.

Game continues until all children get to bat, or as number of questions, time, and attention span allow.

WARNING: You may want to have the children only walk (rapidly) around the bases if you have slick floors. If you do this, you can also have the catchers have to crawl on all fours/do a crab walk to slow them down.

Non-competitive Option

This game is difficult to play in a completely non-competitive way. You can take the "edge" off of the competitive nature of it by not assigning point values and Simply letting each child have a chance to see how far around the bases they get on their turn. When all the children on Team A have a turn, switch batters and catchers and let the Team B children become the batters.

Optional TAKING IT TO OTHERS Activity: Quiz Questions

Have the children choose a few of the questions from the game to ask the parents/other children during TAKING IT TO OTHERS time. Help pre-readers by whispering the question in their ear and letting them ask it aloud to the parents/other children.

CASE REPLAY ACTIVITIES**P.1**

Use this guide to review the Case Story and act it out for others to enjoy!

CASE REPLAY, JR: YOUNGEST CHILDREN

Description: The children will act out the story together, everyone doing the same action/sound effect at the same time. This activity is most suitable for kindergarteners.

Materials

The Case RePlay, Jr. script for younger children

Preparation

1. Read through the script and write in the blanks along the side possible actions/sound effects the children could do to act it out.

Instructions

1. Tell the children that they will be re-enacting the story together as you tell it.
2. As you read the script, lead the children in actions/sound effects to do with you.
3. If desired, you can read the script and stop at certain sentences and ask them what a good action/sound effect would be to act out what you just read.
4. Repeat the re-enactment one or two times more.

CASE REPLAY, SR: OLDER CHILDREN

Description: The children act out the story as a three-scene play. You will narrate it using the Case RePlay, Sr. script and they will act it out (no spoken words, for the most part), with each child assuming a different character's role. This activity is most suitable for first grade and up. You will review the story, then practice it a few times before performing it for others.

Materials

The Case RePlay, Sr. script
White board or other large format paper
Costumes and props

Preparation

1. Prepare for the play by choosing costumes and props for each character in the story. Decorate the area with any scenery props.
2. Write the words "Beginning," "Middle," "End" on a large piece of paper/whiteboard with plenty of space under each heading. You will use this paper to help the children think about the story as a three-scene play, as it is presented in the script.

Instructions

1. Tell the children that they will get to act out the story as a three-scene play, with a beginning, Middle and end section. Tell them that before they can act it out, they need to think it out. as you narrate it with your script.
2. Take the children's answers as they recount the story, helping them put key incidents in the right order.
3. If desired, when they have filled in their Beginning, Middle, End, read through your whole (real) script, so they hear exactly what you will have them act out.
4. Then tell the children that it's time to practice acting out the story.
5. Assign parts to each child. If you are using costumes, do NOT give them out at this point. They will be a distraction.
6. Have all the children sit on the floor or in chairs on one side of the "stage," then call the characters up in place as their part in the story comes.
7. As you read the script, guide the children in where you want them to move or do to act it out.
8. After going through the whole script once, give out any costumes and props and act out the script once or twice more.

Optional TAKING IT TO OTHERS Activity: Re-enacting the Story

Read the script as the children act out together (younger) or assuming different roles (older) as the other children or the parents watch.

CASE REPLAY, JR--YOUNGER KIDS (KINDERGARTEN) P.2

Welcome to our play! The name of our story is called: The Case of the Stony Speech.

Our story takes place in the 1860's in southern India.

And now we present: "The Case of the Stony Speech."

Actions:

Scene 1:

Missionaries try to talk Jacob and his four friends out of their plans to travel into the Kingdom of Hyderabad to tell the people about Jesus because it is so dangerous. They try to get them to stay in Mandanpalle. Jacob reminds them of Jesus' command to go into all the world with the gospel and His promise to always be with His people, wherever they go. Together the five men make a vow before God to tell the good news of Jesus to every village they come to. They pack two carts full of Bibles and other books, then start off on horseback. The trip is very dangerous, with lots of wild animals and with Hindu and Muslim people who do not want others to hear about Jesus. Still, they keep going and keep telling the good news of Jesus.

Scene 2:

They come to a huge, walled city that is called the wickedest city in the whole Kingdom. They decide to keep their promise and still go in and tell them about Jesus. First the four men go in with their Bible and other books, then Jacob will follow a little later. When Jacob is starting in the city, he is met by the four men being chased by a mob of angry Hindus and Muslims. They have been tricked into thinking that the books were made out of cow and pig skin and it will anger their gods if they even touch them, by leaders who don't want them to hear about Jesus. The crowd tells them to leave or be killed. The men remember their promise to tell about Jesus and decide to stay. They stand in front of pillars in the marketplace and tries to give them their message from God. The mob has the gates to the city locked. Many pick up stones to kill them, but five men want to hear.

Scene 3

The five men step forward and Jacob begins to whisper to them the good news of Jesus. He talks louder and louder as he sees that really all want to hear. When he is finished, he tells them they can stone them now, but they don't want to. They want to know more about Jesus. The men give them the Bibles and other books about Jesus. The city leaders escort them out of town, apologizing for the way they acted and inviting them back whenever they can.

Bible Truth Tie-In:

The Bible Truth we are learning is: **The LORD Is Everywhere, All the Time.** Jacob Chamberlain and his friends risked their lives because they believed that the LORD would always be there to take care of them.

CASE REPLAY, SR--OLDER KIDS (1ST GRADE AND UP) P.3

Welcome to our play! The name of our story is called: The Case of the Stony Speech.

Our story takes place in the 1860's in southern India.

The characters in our story are: Jacob Chamberlain and his four, Indian friends, missionaries, Hindu and Muslim people in the cities they visit, city leaders, mob of people including five men who particularly want to listen.

And now we present: "The Case of the Stony Speech."

Scene 1: (Beginning)

Missionaries try to talk Jacob and his four friends out of their plans to travel into the Kingdom of Hyderabad to tell the people about Jesus because it is so dangerous. They try to get them to stay in Mandanpalle. Jacob reminds them of Jesus' command to go into all the world with the gospel and His promise to always be with His people, wherever they go. Together the five men make a vow before God to tell the good news of Jesus to every village they come to. They pack two carts full of Bibles and other books, then start off on horseback. The trip is very dangerous, with lots of wild animals and with Hindu and Muslim people who do not want others to hear about Jesus. Still, they keep going and keep telling the good news of Jesus.

Scene 2: (Middle)

They come to a huge, walled city that is called the wickedest city in the whole Kingdom. They decide to keep their promise and still go in and tell them about Jesus. First the four men go in with their Bible and other books, then Jacob will follow a little later. When Jacob is starting in the city, he is met by the four men being chased by a mob of angry Hindus and Muslims. They have been tricked into thinking that the books were made out of cow and pig skin and it will anger their gods if they even touch them, by leaders who don't want them to hear about Jesus. The crowd tells them to leave or be killed. The men remember their promise to tell about Jesus and decide to stay. They stand in front of pillars in the marketplace and tries to give them their message from God. The mob has the gates to the city locked. Many pick up stones to kill them, but five men want to hear.

Scene 3: (End)

The five men step forward and Jacob begins to whisper to them the good news of Jesus. He talks louder and louder as he sees that really all want to hear. When he is finished, he tells them they can stone them now, but they don't want to. They want to know more about Jesus. The men give them the Bibles and other books about Jesus. The city leaders escort them out of town, apologizing for the way they acted and inviting them back whenever they can.

Bible Truth Tie-In:

The Bible Truth we are learning is: **The LORD Is Everywhere, All the Time.** Jacob Chamberlain and his friends risked their lives because they believed that the LORD would always be there to take care of them.

Angry Crowd of Men

Description

Children will make an angry man with a turban out of a stuffed sock and pipe cleaners.

Materials

- 1 mid-calf sock per child, white
- 1 mid-calf sock per child, tan, brown, gray, or other robe colored, preferably
- 2 Chenille pipe cleaners per child, white if possible
- For facial features: Fine-tipped black markers OR
- 2 Chenille pipe cleaners per child, black AND jiggly eyes
- 1/3 cup rice per child
- Poly-fill stuffing
- Rubber cement or strong craft glue
- Scissors
- Packing peanut or other small Styrofoam brick shape

Preparing the Craft

1. Cut off ribbing section from the colored sock. This will be the angry man's robe. Cut 2 small holes across from each other, near the top of the ribbing. These will be arm holes for the man's arms.
2. If using chenille pipe cleaners for face, cut the black pipe cleaners into two pieces that will bent into eyebrows, 1 for the nose, and 1 for the mouth.

Making the Craft

1. Show the sample of the craft you have made.
2. Fill white sock with 1/3 cup of rice, then with poly-fill stuffing until the foot section of the sock is filled.
3. Make a knot in the remaining part of the sock (the ribbed section), so that the rice and filling are securely in the foot. The knot becomes the turban of the man. If there is lots of excess sock sticking out the top of the knot, trim down or tuck it into the knot.
4. Twist the two white chenille pipe cleaners together, making 1 long pipe cleaner. About 1/3 down the stuffed foot from the turban, twist the Middle of the pipe cleaner tightly, pinching the foot portion into a face and a body section. Twist several times around tightly. The ends of the pipe cleaners become the man's arms.
5. Pull the ribbed sock portion over the "man's" head, insert his arms into the arm holes in the ribbed sock. Trim "robe" length, if necessary.
6. Make loops in each end of the pipe cleaner for hands, twisting the packing peanut into one of the hands to make the brick.
7. Use markers to make facial features of an angry man; OR, bend the chenille pipe cleaner pieces into eyebrows, nose, mouth; then, glue them and jiggly eyes in place.
8. Place man in an upright position and pose arms.

Optional TAKING IT TO OTHERS Activity: Craft Presentation

If you are presenting the craft to other children or parents the children can hold up their crafts (or your model craft) and read their Bible Truth Connection answers to explain the importance of the craft.

CASE CRAFT**Discussion Guide****Instructions:**

As the children are settled into making their craft, ask them these questions to help them understand the craft's significance. Use the answers provided to guide the children's answers.

Discussion Questions

1. Where did our story take place?

In Hyderabad, India.

2. What did Jacob want to do in Hyderabad? What did they promise each other to do? *Tell them all the good news of Jesus and give them Bibles and other books to help them know Him.*

3. What happened when Jacob and the other men reached the very wicked city? Why did they have courage to do what they did?

They decided to tell the good news of Jesus, even though an angry crowd of men threatened to stone them. They stayed because they believed that the LORD would protect them as He promised He would.

4. What is Bible Truth that we are learning?

The LORD Is Everywhere, All the Time.

5. What does our craft have to do with our Bible Truth: The LORD Is Everywhere, All the Time?

Hyderabad was known to be one of the most dangerous cities for Christians to tell others about Jesus. Most were too afraid to go there, but not Jacob Chamberlain. He trusted that the LORD was everywhere, all the time; and that He would keep His promise to be with him always.

6. What can our craft help us remember?

That Jesus promises to be with His people always, even today, no matter what they face. He will always be there to help them and take care of them.

TAKING IT TO OTHERS**Craft Presentation****Instructions:**

Have children hold up your model craft/their crafts. Choose five children (or you say) the five sections below to explain the craft's importance.

Presentation:

1. Our craft is: Angry Crowd of Men.

2. In Hyderabad, India, Jacob Chamberlain boldly proclaimed the good news of Jesus to a angry crowd of men about to stone him because he believed the LORD's promise that He would be with him always, even when facing death.

3. Our Bible Truth is: The LORD Is Everywhere, All the Time.

4. Hyderabad was known to be one of the most dangerous cities for Christians to tell others about Jesus. Most were too afraid to go there, but not Jacob Chamberlain. He trusted that the LORD was everywhere, all the time; and that He would keep His promise to be with him always.

5. Our craft can help us remember that Jesus promises to be with His people always, even today, no matter what they face. He will always be there to help them and take care of them.

Note: Even non-readers can participate in presenting the craft, if you will whisper what they are to say in their ear and let them say it aloud for the others to hear.

BEFORE CLASS:**1. PICK YOUR PERSON**

VIPPs can be anyone in your church! Typically, they fall into 6 categories: Church staff, Elders, Deacons/deaconesses, Special Volunteers (people who aren't paid, but spend a lot of time helping out in particular ways), Supported Workers (a.k.a. missionaries), and Church Members.

2. GATHER YOUR FACTS

Use the VIPP Information Sheet to write down the facts about your VIPP. The information on this worksheet is used in the VIPP activities, listed in the "Choose an Activity" section below.

DURING THE ACTIVITY:**1. INTRODUCE YOUR VIPP**

Introduce your VIPP to the children, using the VIPP Information Sheet. Fill in a set of VIPP Clue Cards with the information for your VIPP. If desired, you can even have the actual person come into class for the children to meet.

Need help describing what someone does for the church in a kid-friendly way? Click on the list of common VIPPs and how to describe what they do to kids. See if your VIPP is one of these. It may save you some time.

2. PRAY!

Lead the children in praying for the VIPP. Ask the children if they would like to pray for one of the VIPPs prayer requests. Even non-readers can pray for the VIPP if you whisper the prayer request in their ear, then let them say it aloud. Never force a child to pray!

3. CHOOSE AN ACTIVITY

There are two activities you can use to help the children learn about the VIPP:

VIPP Clue Cards: These are 9 coloring sheets in which children fill in the 9 things they learn about the VIPP from the VIPP Information Sheet. Photocopy a set of each child. Use as few or as many of these Clue Cards as you desire.

VIPP Game: This is a game that uses a set of Clue Cards for one or two VIPPs.

Choose a VIPP and fill in his/her information on the VIPP Information Sheet. Fill in a set of VIPP Clue Cards with the information for your VIPP. Tell the children about the VIPP, having them fill in the VIPP Clue Cards with the key facts as they learn them. Write any words the children need to write on a white-board or other piece of paper so they can see how to spell them. Help younger children write these words on their clue cards. Ideas for how to tell the children about many common VIPPs are listed at praisefactory.org with the resources for this Bible Truth.

Optional TAKING IT TO OTHERS Activity: Introduce and Pray for the VIPP

If you are presenting the VIPP to other children or parents you can assign children to hold up the 10 clue cards and say what each card tells about the VIPP. (Or, you can have the children hold them up as you tell what each one means.) Then lead the children in praying for the VIPP.

Game: Picture Run

Materials

Information for two VIPPs

2 Sets of Clue Cards

Tape

Different color construction paper for each picture.

Preparing the Game

1. Fill in one set of clue sheets for each VIPP you are using.
2. Put all the Clue Cards in a bag, except for the ones with the names and pictures of the VIPPs.
3. Use tape to put up the pictures of each VIPP on a piece of construction paper. Tape each up in a different location/wall around the room.

Playing the Game

Reveal: Tell the children about the VIPPs, showing them your filled-in clue cards as you tell about them.

Review: Put the Clue Cards for the VIPPS put in a bag. Mix up. Have children stand together in Middle of the room. Tell them that you will pull out a clue card, show it to them, and they are to run to the picture of the person who it belongs to. Give them the answer after everyone has run to their guessed person. Continue until all clues have been used up. (If you have a slick floor, you may want to avoid running. Make it fun by giving them a different way to go to each picture, such as skip or hop.)

VIPP INFORMATION SHEET

VIPP NAME:

WHAT VIPP LOOKS LIKE

Man or Woman? _____

Hair color? _____

Eye color? _____

FAVORITE ANIMAL

FAVORITE FOOD

FAVORITE FREE TIME ACTIVITY

WHAT VIPP DOES DURING WEEK

VIPP GROUP OF SERVICE:

Church Member

Deacon

Elder

Church Staff

Special Volunteer

Supported Worker
(Missionary)

3 WAYS VIPP SERVES CHURCH

**3 WAYS TO PRAY FOR
THE VIPP**

BIBLE TRUTH 4, LESSON 3: PLANNER/OVERVIEW

GETTING STARTED: Welcome and Opening Songs (*introduce unit and get kids moving with these songs*)

Welcome to Praise Factory: PFI: Praise Factory Investigators Theme Song *PFI ESV Songs 4, Track 1*

Rules to Help Us Worship God and Love One Another: WoGoLOA Classroom Rules Song
PFI ESV Songs 4, Track 2

Big Question Under Investigation: Big Question 4 Songs *PFI ESV Songs 4, Tracks 3,4*
Extra Song: Inspector Graff's Rap: The ABC's of God PFI ESV Songs 4, Track 5

Big Question Bible Verse: 1 Kings 8:23 In Heaven Above Song *PFI ESV Songs 4, Track 6*
Extra Unit 4 Bible Verse: In Heaven Above 1 Kings 8:23, ESV (short version) PFI ESV Songs 4, Track 7
Extra Unit 4 Bible Verse: In Heaven Above or Earth Beneath 1 Kings 8:23, ESV (other version) PFI ESV Songs 4, Track 8
Extra Unit 4 Bible Verse: O, O LORD 1 Kings 8:23, ESV (other version) PFI ESV Songs 4, Track 9
Extra Unit 4 Bible Verse: I Am God Deuteronomy 32:3-4, HSCB, PFI ESV Songs 4, Track 10

DIGGING DEEP DOWN: Key Concept and Story (*introduce the Bible Truth and tell the related story*)

Bible Truth 4: The LORD Is Everywhere, All the Time

Bible Truth Hymn: God Is Working His Purpose Out, v.1 *PFI ESV Songs 4, Track 19*

Bible Verse: Psalm 139:1-3,7-10

Bible Verse Song: O LORD, You Have Searched Me: Psalm 139:1-3,7-10, ESV *PFI ESV Songs 4, Track 20*
Extra Bible Verse Song: Where Can I Go? Psalm 139:7-10, ESV PFI ESV Songs 4 Track 21
Extra Bible Verse Song: From Heaven the LORD Looks Down: Psalm 33:13,14 PFI ESV Songs 4 Track 22

Lesson 3 New Testament Story: The Case of the Not-So-Abandoned Ship
Acts 27

TAKING ACTION: Response Activities (*choose from among these activities*)

Snack and Discussion Planner: Bread and Big Waves

ACTS Prayer: Prayer Sheet

Bible Truth Review: Discussion Questions and Game: Enemy Invaders

Bible Truth Hymn: God Is Working His Purpose Out, v.1 *PFI ESV Songs 4, Track 19*
Song, Sign Language and Song Game: Mimic Me! **PFI ESV Songs 4 BOOK or ONLINE**

Bible Verse Review: Psalm 139:1-3, 7-10 Discussion Sheet and Game: Horse Play Verse Tag

Bible Verse Song: O LORD, You Have Searched Me: Psalm 139:1-3,7-10 *PFI ESV Songs 4, Track 20*
Song, Sign Language and Song Game: Word Take Away **PFI ESV Songs 4 BOOK or ONLINE**

Story Review: Discussion Questions and Game: Chair Pile-Up

Case RePlay, Jr: Drama Activity for Youngest Children (children do same story actions together)

Case RePlay, Sr: Drama Activity for Most Children (children re-tell story with individual parts)

Craft: An Angel

VIPP (Very Important Prayer Person) Prayer Time: Coloring Sheets (back of book) and Game: Crabbin' Around

TAKING IT HOME: Take Home Sheet for Review and Family Devotions

PFI Pronto: Bible Truth 4, Lesson 3 **PFI ESV Prontos 4 BOOK or ONLINE**

The Case of the Not-So-Abandoned Ship Acts 27

by Connie Dever

Our story is:**The Case of the Not-So-Abandoned Ship.****As you listen to the story, see if you can figure out:**

1. Why did the ship seem like it was abandoned?
2. Who showed them that it wasn't really abandoned? Why did he know they weren't abandoned?

This story takes place on the Mediterranean Sea, during New Testament times, about thirty years after Jesus died on the cross and rose from the dead.

"Lower the anchors! Tie down the ship!" the captain shouted to his weary and frustrated crew of sailors. "We'll have to anchor here at Fair Havens for now. We have no choice."

For days now the captain had been trying to get his large ship, full of Egyptian grain and Roman prisoners, to Rome. But the late autumn winds had given them nothing but trouble. Instead of pushing the ship westerly towards Rome, the winds pushed them to the east and the south. So here they were, stuck on the island of Crete, in the Middle of the Mediterranean Sea, 600 miles away from Rome!

But what did they expect, sailing on the Mediterranean in mid-October? Every good sailor knew the winds would be against them; and what was more, it was the season of Euraquilo—the great hurricanes. These storms were stirred up by strong winds sweeping down off of Mt. Ida in the north and churning up the waters of the Mediterranean into a deadly trap of gigantic waves. It was risky business sailing at this time of year.

That night, the captain and pilot reported to Julius, the centurion in charge of the soldiers, the prisoners and the wheat shipment. They had a big decision to make.

"What should do, captain?" Julius asked.

"The voyage from Myra to here has taken too long. It's well past the safe season for sailing the rest of the way to Rome. We must seek refuge here on Crete and wait out the winter storms," the owner replied.

"I agree," the pilot said. "But we can't stay here in Fair Haven. This harbor isn't safe against the storms of

Euraquilo when they come. I say we sail ten hours down the coast to the safe harbor at Phoenix."

Suddenly a prisoner blurted out his opinion. "Stay here in Fair Havens," he said. "If you sail any further it will be a disaster," he warned.

Who was this bold prisoner? It was the apostle Paul. He had been a prisoner at King Felix's palace for two years and now was being taken to Rome to have Caesar Nero judge his case.

Julius and the others ignored Paul's advice. He was no sailor! Why should they listen to him! "We set sail for Phoenix with the good wind," they decided.

Soon, a gentle, south wind they waited for began to blow. The ship set sail for Phoenix, not far up the coast. But suddenly, the weather changed. The sky grew dark and cloudy. Rain fell heavily and the wind blew fiercely. It was a Euroquilo! The most terrible storm known on the Mediterranean Sea!

The rain drenched them. The powerful wind and waves slammed into the ship, threatening to crush it. They hoped for the storm to end, but it kept on, day after day. Soon even the captain lost hope. "My ship is almost in pieces, my men can hardly keep going, I've lost my cargo, and the Euraquilo is still beating down on us. Soon we will lose our lives if someone does not help us. But who could possibly help us in the Middle of a Euraquilo? There is no one," the captain despaired.

But Paul knew there was One who could help them—the LORD, who is everywhere, all the time. And right there in the Middle of that furious storm, Paul had cried out to Him. No Euraquilo could keep Him away. He was the awesome God who was everywhere, all the time. He knew that the LORD saw what they were going through

Story-telling Tips**Ahead of time:**

1. Read the Bible verses and story. Pray!
2. Create story cue cards on index cards (or highlight text).
3. Practice telling story dramatically, timing your presentation. Shorten, if necessary to fit your allotted time.
4. Decorate area with story props that help bring your story alive.

During your presentation:

1. Maintain as much eye contact as possible as you tell the story. Point to/use props at important points in the story. Include the kids in your story with a few questions about what they think will happen or words/concepts that might be new to them.
2. Watch the kids for signs that their attention span has been reached. Shorten, if necessary.

and knew what would happen next. He knew that the Lord could do far more than know, hear and see what was happening. He could answer Paul's prayers and help them, no matter where they are. The Lord was working out everything with perfect timing, according to His marvelous will.

Paul stood up and shouted over the storm's roar: "Men, you should have taken my advice not to sail from Crete; then you would have spared yourselves this damage and loss. But now I urge you to keep up your courage, because not one of you will be lost; only the ship will be destroyed. Last night an angel of the God whose I am and whom I serve stood beside me and said, 'Do not be afraid, Paul. You must stand trial before Caesar; and God has graciously given you the lives of all who sail with you.' So keep up your courage, men, for I have faith in God that it will happen just as he told me. Nevertheless, we must run aground on some island." (Acts 2 :21-26)

What was this? Help in the Middle of a Euraquilo? Everyone on board hoped what Paul said was true. They began to watch for signs of land.

On midnight of the fourteenth night of being beaten by this ferocious storm, the sailors came to their captain with a new report, "Captain, the soundings show that the water is getting shallower...we must be approaching land of some sort!"

"This is good news. It is just as Paul said. There is hope for us, but we are still in grave danger, for there is no way that we can see to guide the ship away from rocks on this pitch dark, stormy night," the captain said. "The angel told Paul the ship would run aground. Let's hope that means we can stay afloat until morning when we can see where we are going. Lower the anchors to slow us down and keep a close watch on the water level. And pray for daylight to come quickly!" he told the crew.

At last dawn came. Now they could see where they were and how best to guide the boat towards shore. It soon would be time to abandon the ship.

Paul gathered everyone together for last words: "For the last fourteen days," he said, "you have been in constant suspense and have gone without food--you haven't eaten anything. You must eat something now if you are to survive. Not one of you will lose a single hair from his head."

After he said this, Paul took some bread and gave thanks to God in front of them all. Then he broke it and began to eat. (Acts 27:35-36)

If it had been anyone else talking, the men probably wouldn't have listened. Wasn't the ship still in terrible danger of crashing? But this was Paul who was speaking. The man whose God was the Lord. If no Euraquilo could keep Him away; surely He knew about crashing into rocks, too. He was the awesome God who was everywhere, all the time. The Lord had seen what they were going through then and had known what would happen next. He would answer Paul's prayers and help them, no matter where they are. He was working out everything with perfect timing, according to His marvelous will. All were encouraged by Paul's words. They ate all they wanted and then threw the rest over board to lighten the ship.

When daylight fully came, the captain tried to identify the island. "I have no idea what island this is," he told the others, "but look, over there is a bay with a sandy beach. That is our best chance for running aground safely."

"Cut loose the anchors, untie the rudder ropes! Hoist the foresail and head straight for the beach!" the captain ordered his men.

Everyone braced themselves for the jolt. Crash! Thud! The mighty ship slammed into the sandbar at full speed and came to a wrenching halt. As the crashing waves began to break up the back of the grounded ship, everyone began to jump overboard and swim for shore. Everyone, that is, except the prisoners and the soldiers guarding them. With drawn swords, the soldiers turned on the prisoners. They had decided they would rather kill them than risk being punished if any of them escaped in the sea.

Would this be the end of Paul? No, it would not! The Lord, the God who is everywhere, all the time, was still there in the Middle of the Euraquilo, right there as the soldiers made their plans. He was making sure that everything would work with His perfect timing, according to His marvelous will. He enabled Julius to find out about the soldiers' plans and stop them before they had killed anyone.

"You who can swim, jump and swim to land," Julius ordered the prisoners. "The rest of you, get a wooden

plank from the ship and use it to help you float ashore," he ordered.

After a long fight with the monstrous, crashing waves, every, single one of the 256 people on the ship had made it safely ashore. They dragged themselves ashore and lay exhausted on the beach.

Paul, for one, had his thoughts turned in grateful adoration to the Lord. Praise be to the Lord, the awesome God who is everywhere, all the time! He had rescued them just as He had promised.

But how about the captain, the pilot, their sailors? And Julius the centurion, his soldiers and all their prisoners? Were they thinking about the Lord, too? The God who had been there in the storm with them and had clearly saved them? We will never know. But I hope that they also did not fail to turn their hearts to the Lord, too. Hadn't He shown Himself to them as unlike any other god they had ever known or heard of? A powerful God who was everywhere, all the time—even in the Middle of a Euroquilo.

Cracking the Case:

It's time to answer our Case Questions.

1. Why did the ship seem like it was abandoned?

Because the sailors were in a terrible storm that was breaking up the ship and seemed certain to be the death of them all.

2. Who showed them that it wasn't really abandoned?

Why did he know they weren't abandoned? Paul. He knew the Lord was with him no matter where he was. He believed the Lord's promise that he would appear before Caesar in Rome, so he wouldn't die in that storm. An angel spoke to him, telling him what would happen and what they should do.

Something For You and Me

Our Bible Truth is:

The Lord Is Everywhere, All the Time

Our Bible Verse is: Psalm 139:1-3,7-10

"O LORD, you have searched me and known me! You know when I sit down and when I rise up; you discern my thoughts from afar. You search out my path and my lying down and are acquainted with all my ways. Where shall I go from your Spirit? Or where shall I flee from your presence? If I ascend to heaven, you are there! If I make my bed in Sheol, you are there! If I take the wings of the morning and dwell in the uttermost parts of the

sea, even there your hand shall lead me, and your right hand shall hold me."

These verses remind us that there is nowhere we can be and the Lord will not be there, too. He truly is the God who is everywhere, all the time.

But what about you and me? It doesn't have to take getting caught a swirling monster of a storm at sea to be thankful that the Lord is everywhere, all the time. Isn't it wonderful to think that there is nowhere that we can be separated from God? That there is nowhere where He cannot know, hear and see what is happening. No matter how far away or how scary, no matter how hard or new something is that we and those we love face.

Not even death itself will separate us from the Lord, if we are those who turn to Him, confessing our sins and trusting in Jesus as our Savior. Yes, in everything, even in death, He will be there, working out everything with perfect timing, according to His marvelous will. Let's praise the Lord, who is everywhere, all the time. Let's ask Him to give us faith to trust Him no matter what the situation we are in, to know, hear, see and be at work.

Close in prayer.

Closing ACTS Prayer

A God, we praise You for being everywhere, all the time.

C God, we confess that many times when we are in hard situations, we act like You aren't with us and can't help us. We worry instead of asking for Your help.

T God, we thank You for being faithful to always be with Your people, even when they are worried and are unfaithful to You.

S God, work in our hearts! Help us to turn from our sins and trust in Jesus as our Savior. Help us to trust You to be with us and help us in hard situations rather than giving into fear.

Special Words

Caesar: The title of the king of the ancient Roman Empire.

Euroquilo: A hurricane-like storm found on the Mediterranean Sea.

ACTS PRAYER ACTIVITY

Use this sheet to write down your ACTS Prayer

Instructions:

Use this sheet to help the children apply the Bible Truth into a prayer. You can use the ACTS provided or even better, have the kids think of their own applications. Also have the children add their personal requests to the prayer, too. Lead the children in the prayer or let them pray sections, with your help. Never force a child to pray! Non-readers can participate by you whispering a section of the prayer into their ear and allowing them to pray it aloud for the group.

ADORATION:

God, we praise You for being the only true God, worthy of all our worship.

God, we praise You for being.....

Add your own Adorations:

CONFESSION:

God, we confess that we act like You aren't everywhere, all the time. We forget You see as we disobey Your good laws. We don't trust You will take care of us. We worry about others too far away for us to help, forgetting to ask You to help them. We need a Savior!

God, we have sinned against You....

Add your own Confessions:

THANKSGIVING:

Thank You, God for always being near. Thank You for being able to hear and answer all of our prayers at the same time. Thank You for working out everything with perfect timing, according to Your perfect will.

God, we thank You for...

Add your own Thanksgivings:

SUPPLICATION:

God, help us to remember that You are with us, wherever we are. Work out everything in our lives for our good and Your glory. Work in our hearts and in those who live far away. Help us all to trust in Jesus as our Savior.

God, we need Your help...

Add your own Supplication:

SNEAKY SNACK

Can you figure out how this snack ties in with our case?

Snack: Bread and Big Waves

Sprite/Ginger ale/tonic water and juice "tumultuous sea" (can be sugar-free) and bread (like what Paul gave thanks with and everyone ate on the fourteenth day) Can have butter or other spread for bread, if desired

This is only a suggestion. Feel free to modify. Be mindful of allergy issues among your children!

Case Tie-in: In the big storm, the sailors despaired of surviving, but Paul cried out to the Lord. Paul knew that the Lord was everywhere, all the time. He was with them and could help them. Paul encouraged the crew that the Lord promised they would be saved. He told them to eat (bread, etc) to have strength to keep on fighting against the storm.

SOUL FOOD

Food for thought during snack time

1. What does the snack have to do with the story?

Choose a few questions from the other activity discussion sheets to talk about during this snack time.

2.

3.

4.

5.

6.

7.

Directions: Read and discuss Bible Truth, using a FEW of the questions. Play game. Feel free to modify the game to fit your children.

The LORD Is Everywhere, All the Time

The LORD made people finite. That means they have things they can do and things they can't do. People can only be at one place at one time. They have to travel to move from one place to another. They have a time to live and a time to die.

The LORD is very different from people. He is infinite—He is everywhere, all the time. He never began and He will never end. There never was a time when the LORD was not alive. There will never be a time when He will stop living. He knows and plans what happens, even before something has begun. He sees everything in all times and in all places, all at the same time.

Because the LORD is everywhere, all the time, He is able to hear and answer all of His people's prayers at the same time. He is able to protect them and help them, no matter where they are. He works out everything with perfect timing, according to His perfect will.

Understanding the Bible Truth

1. What is the difference between how God is and how man is?

Man is finite and can only do certain things. God is infinite and He can be everywhere, all the time.

2. When did God begin and when will He end? *Never. He has always existed.*

3. What is amazing about what God knows? *He knows all things; He knows everything that will happen even before it happens.*

4. What is the difference between knowing and planning something to happen? *Planning is more than just knowing; it works things out to happen a certain way.*

5. Why is it so wonderful that God doesn't just know what will happen but works everything out according to His will? *Only the Lord is perfectly good, loving, wise, etc. Nothing could possibly be better than for Him to shape what happens according to His will.*

6. What kinds of things is God able to do everywhere, all at the same time? *Hear and answer all His people's prayers, protect and help them no matter where they are, works everything out in perfect timing, according to His will.*

Story Connection Questions

1. How does the case story point to the **Bible Truth: The LORD Is Everywhere, All the Time**? How did the LORD show Paul that He was everywhere, all the time? *He was perfectly able to hear Paul's prayers and answer them. He even sent His angel to encourage him and tell him what would happen—only something that someone who was in all places and all times (knowing present and future) could do.*

Bible Verse Connection Question

1. What does our Bible Truth have to do with our Bible Verse: **Psalm 139:1-3,7-10**: "O LORD, you have searched me and known me! You know when I sit down and when I rise up; you discern my thoughts from afar. You search out my path and my lying down and are acquainted with all my ways. Where shall I go from your Spirit? Or where shall I flee from your presence? If I ascend to heaven, you are there! If I make my bed in Sheol, you are there! If I take the wings of the morning and dwell in the uttermost parts of the sea, even there your hand shall lead me, and your right hand shall hold me."?

God is everywhere, all the time. There is no where we can flee from God's Spirit. Everywhere we are, He is, too. God can hear all His people's prayers, help and protect them, no matter where they are. He will always be guiding them according to His perfect plans.

Life Application Questions

1. What are some ways God's people can show that they believe the Lord is Everywhere, All the Time? *When they are lonely, scared, discouraged, feel helpless, they can cry out to Him and have peace because they know that He hears them and acts only according to His perfect will.*

2. How can we become God's people? *By turning away from our sins and trusting in Jesus as our Savior.*

ACTS Questions

1. What is something we can praise God for because of this Bible Truth?

Praise God for being everywhere, all the time.

2. What are sins we can confess to God because of this Bible Truth?

Confess not trusting Him and forgetting that He is everywhere, all the time.

3. What is something we can thank God for because of this Bible Truth?

Thank God for ways that He answers our prayers for people that live far away who we cannot help, but He can (and has) helped.

4. What is something we can ask God for because of this Bible Truth?

We can ask God to work in our hearts that we would want to turn away from disobeying Him and trust in this wonderful Jesus as our own Savior. Ask God to help us to trust Him when we are afraid because He will be with us, wherever we are. To ask Him to be at work in the lives of others who live far away from us.

The Gospel

1. The LORD is everywhere, all the time. What does He see all people do? *Sin!*

2. What do all people need?

A Savior.

3. What is the good news of salvation through Jesus? What is the gospel?

God is the good Creator and King of the world. He made people to worship Him and live by His good laws. But we are all sinners who've rebelled against Him. We all deserve death--God's just, eternal punishment for our sins. How terrible! But God has good news for us. In His great mercy, God sent His Son, Jesus to earth as a man to save sinners. He lived the perfect life that pleases God. (He's the only one who's ever done that!) He offered it up to God His Father as the perfect sacrifice for sins when He suffered and died on the cross. Then, on the third day, Jesus rose from the dead in victory. He had fully paid for the sins of God's people, so they wouldn't have to! Now all who turn away from their sins and trust in Jesus as their Savior will receive forgiveness of sins and eternal life with God. They will be His very own special people who will know Him and enjoy Him forever. We can be God's people, too, if we turn from our sins and trust in Jesus as our own Savior.

Game: Enemy Invaders

Materials

Index cards of two different colors (or use red and black playing cards, such as hearts and spades)
 Bible Truth Questions
 String or yarn
 Two chairs
 Masking Tape

Preparing the Game

1. Choose 20+ questions for your game from the Bible Truth Discussion Questions, or make up your own.
2. Write the Bible Truth questions on small thin strips of paper (or make a photocopy of the Bible Truth Discussion Questions and Simply cut them into strips) and put them in the bag/bowl.
3. Tie an end of the string to each chair and draw the line across the room where the teams will be. Preferably this line will be about 4' above the ground.
4. Tape a line about 6' to 9' from the string on each side.
5. Cut cards in half along the long side, making them about the same size as playing cards.

Playing the Game

Divide the children into two teams and have them stand (or kneel to make it even harder!) on their team's line. Give each child an index card, the same color for the children on one team. At your signal, have them try to toss their cards over the line and into their "enemy's" territory on the other side. Add up how many cards fell on each side. That is how many points they can win by answering a question. Choose a question for each team. If the team gets it wrong, the question goes to the other team for an extra point. Distribute the cards and play again.

Game continues as number of questions, time, and attention span allow.

Non-competitive Option

Set a target number of points for the whole group. Challenge the children to see how many turns it takes score the target number of points. Once the target has been reached, start the game over and see how many turns it takes to reach the target the second time.

Optional TAKING IT TO OTHERS Activity: Quiz Questions

Have the children choose a few of the questions from the game to ask the parents/other children during TAKING IT TO OTHERS time. Help pre-readers by whispering the question in their ear and letting them ask it aloud to the parents/other children. Make sure you read the Bible verse aloud before you ask your questions.

Directions:

1. Write words to song in large print before class.
2. Play the song for the children, helping them follow along on the song sheet.
3. Discuss the song, using a few questions from the discussion sheet. *Don't use them all!*
4. Introduce sign language for key words of your choice from sign language sheet for your song. Use as few or as many as you think the children can learn.
5. Sing and sign the song. Sign language as well as large format lyrics and sheet music are found in the PFI Unit Songbook or online.
6. If desired, play the Song Game.

Optional TAKING IT TO OTHERS Activity: Presenting and Singing the Song

1. Sing and sign the song, encouraging the watching children/parents to join in.
2. Ask the class some of the questions listed below. The Bible Truth Connection Question is particularly good to help them understand how the song ties in with the Bible Truth.

God Is Working His Purpose Out

Verse 1

God is working his purpose out
 As year succeeds to year:
 God is working his purpose out,
 And the time is drawing near;
 Nearer and nearer draws the time,
 The time that shall surely be,
 When the earth shall be filled with the glory of God
 As the waters cover the sea.

Listen to it on PFI ESV Songs 4, Track 19

Understanding the Song

1. Who is working out his purpose? *God is.*
2. Where is God working out his purpose? *In all the earth, really all the universe.*
3. What does it mean to work out your purpose? *It means to make your plans happen.*
4. What is God's purpose that he is working out in the world? *To bring salvation to all who turn from their sins and trust in His Son, Jesus, as their Savior. And, to show the whole world how great and good He is.*
5. What does "year succeeds to year" mean? *It means year after year.*
6. What is God doing as year succeeds to year? *He is working his purpose out, fulfilling his plans.*
7. What time is drawing nearer and nearer? *The time when God's purpose will be fulfilled.*
8. What will it be like when God works out his purpose completely? *The earth will be filled with the glory of God.*
9. What is God's glory? What does it mean for the earth to be filled with it? *God's glory means a display of His greatness and goodness. When the earth is filled with God's glory, it means that everything will be a wonderful display of His greatness and goodness.*
10. How do the waters cover the sea? *The sea is made up of water. Waters completely cover the sea.*
11. What does it mean that God's glory will fill the earth as the waters cover the sea? *That every bit of it will be a display of God's glory--His goodness and greatness.*

Bible Truth Connection Question

1. How does this song relate to our Bible Truth: **The LORD Is Everywhere, All the Time?** *Because the LORD is everywhere, all the time, He is always working out His purposes in all the earth. There is no place that escapes His great plans. One day, it all will be a display of His glory when His purpose is completely worked out.*

Story Connection

1. How does this song relate to today's story? *A Euroquilo is an extremely dangerous storm and the sailors were right to give up hope, if left on their own. But they were NOT on their own. The LORD was there with them in that storm. He told Paul of His purpose to use him to go to Rome and stand before Caesar, himself, and this purpose would stand. The LORD was as good as His word. They all survived and Paul did go to Rome. He glorified God by testifying about Jesus in front of the king of mighty Rome, himself!*

Bible Verse Connection Question

1. What does this hymn have to do with our Bible Verse: **Bible Verse: Psalm 139:1-3,7-10:** *“O LORD, you have searched me and known me! You know when I sit down and when I rise up; you discern my thoughts from afar. You search out my path and my lying down and are acquainted with all my ways. Where can I go from your Spirit? Where can I flee from your presence? If I go up to the heavens, you are there; if I make my bed in the depths, you are there. If I rise on the wings of the dawn, if I settle on the far side of the sea, even there your hand will guide me, your right hand will hold me fast.”?*

This verse reminds us that everywhere we go, the LORD is there, too, working out His purpose: saving and caring for those who trust in Him. Always fulfilling His good plans for them.

Life Application Questions

1. How can God’s people be affected by the message of this song? *They can praise God for never failing to work out His purposes. Even when hard things happen that they don’t understand, they can keep on trusting that somehow God is at work and will use everything to bring glory to His name and to do good things in their lives.*

2. What good purposes does God delight to do in us? *To save us from our sins, when we turn away from our sins and trust in Jesus as our Savior. And when we do, to grow us closer and closer to Him and make us more like Jesus in how we love others. And, to prepare us for eternal life with Him one day.*

ACTS Questions

1. What is something we can praise God for from this hymn?

Praise God for being the God who always fulfills His plans.

2. What are sins we can confess to God from this hymn?

That many times we do not trust in Him when difficult things happen. We fear His purposes, that they are not good, even though He has shown us to be perfectly good and wise over and over again. We need a Savior!

3. What is something we can thank God for from this hymn?

We can thank God for sending Jesus as part of His good purpose that He is working out. Because of Him, we can become God’s people and live with Him forever!

4. What is something we can ask God for from this hymn?

That God would work in our hearts that we might turn from our sins and trust Jesus as our Savior. That God would work out his good purposes in our lives..and in all the world, that His glory would be displayed throughout it all.

Gospel Question

1. For what good purpose did God send Jesus? What did he do for sinners like you and me? What is the gospel?

God is the good Creator and King of the world. He made people to worship Him and live by His good laws. But we are all sinners who have rebelled against Him. We all deserve death--God’s just, eternal punishment for our sins. How terrible! But God has good news for us. In His great mercy, God sent His Son Jesus to earth to save sinners. Yes, Jesus, the perfect Son of God, left His home in heaven and became a man. He lived the perfect life that pleases God. (He’s the only one who has ever done that!) He offered it up to God His Father as the perfect sacrifice for sins when He suffered and died on the cross. Then, on the third day, Jesus rose from the dead in victory. He had fully paid for the sins of God’s people, so they wouldn’t have to! Now all who turn away from their sins and trust in Jesus as their Savior will receive forgiveness of sins and eternal life with God. They will be His very own special people who will know Him and enjoy Him forever. We can be God’s people, too, if we turn from our sins and trust in Jesus as our own Savior.

Song Game: Mimic Me!

Materials

Sign Language

Song

Preparing the Game

None.

Playing the Game

1. Practice the song and signs until the children know them well. Choose a person to be the leader and let them decide upon an action for everyone to do as they sing the song, such as jump on one foot, etc.
2. Sing the song while doing the chosen action.
3. Select another child to be the leader.
4. If desired, you can choose a different action for different important words in the song, such as jump on one foot when you sing the word "grace", but clap your hands when you sing the word "Jesus". Ask the children the meaning of each of the words before adding in their action.

Game continues as number of questions, time, and attention span allow.

choose a FEW questions for discussion, then choose the game and/or music activity

Meditation Version: Psalm 139:1-3, 7-10

“O LORD, you have searched me and known me! You know when I sit down and when I rise up; you discern my thoughts from afar. You search out my path and my lying down and are acquainted with all my ways. Where shall I go from your Spirit? Or where shall I flee from your presence? If I ascend to heaven, you are there! If I make my bed in Sheol, you are there! If I take the wings of the morning and dwell in the uttermost parts of the sea, even there your hand shall lead me, and your right hand shall hold me.”

Alternate Memory Version: Psalm 139: 7,9-10

“Where shall I go from your Spirit? Or where shall I flee from your presence? If I take the wings of the morning and dwell in the uttermost parts of the sea, even there your hand shall lead me, and your right hand shall hold me.”

Understanding the Bible Verse

1. Who has searched us and know us? *The LORD.*

2. What kinds of things does God know about us? *When we sit down, when we get up; our thoughts, where we go... everything about us, both inside and out.*

Who is the Spirit? *The Holy Spirit of God.*

3. What does “presence” mean? Gifts or something else? *Presence sounds like “presents,” (gifts), but it is spelled differently and it means to be in the same place as someone else.*

4. Whose presence does the verse say we cannot flee from? Why? *The LORD’s, Because the LORD is everywhere, all the time.*

5. What does it mean “if I go up to the heavens, if I make my bed in the depths, You are there?” *There is no place high enough or low enough in all the earth; high, low and everything in between, the Lord will always be with us.*

6. What does “rise on the wings of the dawn, settle on the far side of the sea even there your hand will guide me” mean? *These are beautiful ways of saying, even if I travel as far away from here as I possibly can, the LORD will still be with me, helping me.*

7. How is the LORD able to be with us, no matter where we go? *He is Spirit and He is infinite. He does not have a body that can be in one place at a time. He is without limits, He can be everywhere, all the time.*

8. What does “your right hand will hold me fast” mean? *God doesn’t have a body, so He doesn’t have a real right hand. In Bible times, the right hand stood for strength and ability to control. Fast doesn’t just mean speedy, it also means securely. So this means that God will use His strength and ability to control all things to completely take care of you, no matter where you are.*

Bible Truth Connection Question

1. What does this verse have to do with the **Bible Truth: The LORD Is Everywhere, All the Time?** *God is everywhere, all the time. There is no where we can flee from God’s Spirit. Everywhere we are, He is, too. God can hear all His people’s prayers, help and protect them, no matter where they are. He will always be guiding them according to His perfect plans.*

Story Connection Questions

1. How did Paul show that he knew the truth of this verse?

Paul knew that even in the Middle of a Euraquilo that the LORD was with him. He knew that He would hear his prayers and answer them according to His perfect will.

Life Application Questions

1. How can this verse comfort God’s people?

They don’t ever have to worry about truly being alone with no one to help. No matter how far away or how hard something is that they are going through, He will always be right there with them.

2. How can we become God’s people? *By turning away from our sins and trusting in Jesus as our Savior.*

ACTS Questions

1. What is something we can praise God for from this Bible verse?

Praise God for being the God who is always with us.

2. What is something we can confess to God from this Bible verse? *That we sin and want to hide from God. We know we deserve God's punishment! We need a Savior!*

3. What is something we can thank God for from this Bible Verse?

We can thank God for that there is no place God's people can go and they will be away from Him. He will ways will be there to guide them and keep them safe, for His good purposes.

4. What is something we can ask God for from this Bible Verse?

We can ask God to work in our hearts that we would want to turn away from disobeying Him and trust in this wonderful Jesus as our own Savior. We can ask Him to help us to remember that He is everywhere, all the time, and trust in Him and live for Him.

Gospel Question

1. There is no where we can flee from God's Spirit. He sees we are all sinners. What hope is there? What is the gospel?

God is the good Creator and King of the world. He made people to worship Him and live by His good laws. But we are all sinners who've rebelled against Him. We all deserve death--God's just, eternal punishment for our sins. How terrible! But God has good news for us. In His great mercy, God sent His Son, Jesus to earth as a man to save sinners. He lived the perfect life that pleases God. (He's the only one who's ever done that!) He offered it up to God His Father as the perfect sacrifice for sins when He suffered and died on the cross. Then, on the third day, Jesus rose from the dead in victory. He had fully paid for the sins of God's people, so they wouldn't have to! Now all who turn away from their sins and trust in Jesus as their Savior will receive forgiveness of sins and eternal life with God. They will be His very own special people who will know Him and enjoy Him forever. We can be God's people, too, if we turn from our sins and trust in Jesus as our own Savior.

Game: Horse Play Verse Tag

Materials

Bible verse written up in large print so that all can see

Preparing the Game

None.

Learning the Verse

Some or all of your children may be non- or early readers. Teach the verse in sections, having them say it after you. Repeat a few times. Add clapping or other movement as they say it.

Directions

1. If desired, lead the children in a discussion of a **FEW** of the most important questions before beginning game.

2. Explain the game to them as follows:

Have the children spread out around the playing area. Explain to the children that they will say the verse together, then the person who is "It" (start with you) will try to tag another child while walking on all fours like a horse. The tagged child and "It" say the verse together, then the tagged child becomes the new "It." Everyone says the verse together, then the new "It" tries to tag someone else. Other options: do a crab walk (hands and feet, belly-up) or slither like snakes.

Game continues until all children get to be It or as time and attention span allow.

Optional TAKING IT TO OTHERS Activity: Quiz Questions

Have the children choose a few of the questions from the game to ask the parents/other children during TAKING IT TO OTHERS time. Help pre-readers by whispering the question in their ear and letting them ask it aloud to the parents/other children. Make sure you read the Bible verse aloud before you ask your questions.

Directions:

1. Write words to song in large print before class.
2. Play the song for the children, helping them follow along on the song sheet.
3. Discuss the song, using a few questions from the discussion sheet. *Don't use them all!*
4. Introduce sign language for key words of your choice from sign language sheet for your song. Use as few or as many as you think the children can learn.
5. Sing and sign the song. Sign language as well as large format lyrics and sheet music are found in the PFI Unit Songbook or online.
6. If desired, play the Song Game.

Optional TAKING IT TO OTHERS Activity: Presenting and Singing the Song

1. Sing and sign the song, encouraging the watching children/parents to join in.
2. Ask the class some of the questions listed below. The Bible Truth Connection Question is particularly good to help them understand how the song ties in with the Bible Truth.

O LORD, You Have Searched Me

Verse 1

O LORD, you have searched me and known me!
 You know when I sit down and when I rise up;
 You discern my thoughts, My thoughts from afar.
 You search out my path and my lying down,
 And are acquainted with all my ways.

Refrain

Where can I go from your Spirit?
 Where can I flee from your presence?
 If I ascend to heaven, you are there!
 Where can I go from your Spirit?
 Where can I flee from your presence?
 If I make my bed in Sheol, you are there!
 You are there!

Listen to it on PFI ESV Songs 4, Track 20

Verse 2

If I take the wings of the morning
 And dwell in the uttermost parts of the sea,
 Even there your hand shall lead me,
 Your right hand shall hold me. Refrain
 You are there!

Psalm One-thirty-nine,
 verses one through three, and seven through ten.

Song Game: Word Take Away

Materials

Sign Language Signs and Song
 White board and marker
 Eraser

Preparing the Game

1. Write the words to the song on a white board.

Playing the Game

1. After children have learned the song and signs well, then tell the children that you are going to leave out words from the song (that you've learned signs for) and just do the sign in its place.
2. Have the children help you choose a word to take out. Erase the word from the board. Review the sign the for erased word.
3. Sing the song, trying to remember to NOT sing the word and do only the sign.
4. Continue to take out words until all of the words (with signs) have been taken out.

Game continues as number of questions, time, and attention span allow.

STORY REVIEW

Directions: Read and discuss Bible Truth, using a FEW of the questions. Play game. Feel free to modify the game to fit your children.

General Story Questions

1. Where was the ship trying to get to and why couldn't they get there? *It was headed to Rome, but the winds kept sending the ship the wrong direction.*
2. Why did Paul think they should stay in Fair Havens while the captain and pilot thought they should go to Phoenix? *Because it was the time of year when the storms get very back and ships were often wrecked.*
3. What weather made the captain and pilot think it was a good time to go to Phoenix? *The wind changed direction and the weather became nice.*
4. What changes in the weather happened when the Euraquilo hit? *The wind changed directions and became ferocious. The waves became huge and very powerful. The sky became very dark and it rained very, very hard.*
5. What problem happened to the lifeboat and how did they fix it? *They hoisted it up into the ship.*
6. What problem happened with the ship's ribs and how did they fix it?
They bound it around the Middle with ropes.
7. What dangerous place was the boat headed towards and how did they fix it?
They dropped the anchors to drag on the sea's bottom.
8. What caused even the captain to begin to lose hope?
The storm kept going on and on. Everyone was exhausted and weak.
9. What did Paul tell them that encouraged them? *That an angel of the LORD had told him that he would go to Rome and that they would all survive and be grounded on an island.*
10. What did the crew begin to look for after Paul spoke to them? *Land*
11. How did they know when land was nearing even though it was so dark?
They took soundings of how deep the water was.
12. Why did the sailors try to escape? *They thought the ship would crash on the rocks.*
13. What did Paul encourage the men to do before they left the ship? *To eat.*
14. Why did the soldiers plan to kill Paul and the prisoners?
Because they would get punished if they lost any of the prisoners. Killing them was safer, than risking escape.
15. Could everyone swim who had to jump into the stormy waters? *No, only some.*
16. How many survived the storm? *All 256 men.*

Bible Truth Connection Questions

1. What does this story have to do with our **Bible Truth: The LORD Is Everywhere, All the Time?**
No one else but the LORD could help them in the Middle of the Euraquilo. He even had his angel appear and speak to Paul. He knew exactly what was going on, exactly what would happen and encouraged them about the future. He was there when the sailors tried to take the lifeboat and enabled Paul to know about it; he was there when the soldiers made their plans to kill the prisoners and enabled Julius to stop them. He even made sure that all 256 men—even the non-swimmers—made it to shore safely.

Life Application Questions

1. What can God's people today remember about God when they are going through hard times? *That He is the only true God and He is everywhere, all the time. He really is in control of everything they are going through. He will only let things happen to them that are part of His perfectly good and wise will. He will always be there to comfort them and sustains them as they go through their difficulties. One day, He will bring an end to all their hard times. One day, He will bring them to live with Him, forever happy in His presence.*
2. How can we become God's people? *By turning away from our sins and trusting in Jesus as our Savior.*

Bible Verse Connection Question

1. What does the story have to do with our **Bible Verse: Psalm 139:1-3,7-10**: "O LORD, you have searched me and known me! You know when I sit down and when I rise up; you discern my thoughts from afar. You search out my path and my lying down and are acquainted with all my ways. Where shall I go from your Spirit? Or where shall I flee from your presence? If I ascend to heaven, you are there! If I make my bed in Sheol, you are there! If I take the wings of the morning and dwell in the uttermost parts of the sea, even there your hand shall lead me, and your right hand shall hold me."?

Paul knew that the LORD would even be there in the Middle of the Euroquilo to help him. Even there at sea, the LORD would guide him and hold him fast, according to His perfectly wise plans.

ACTS Questions

1. What is something we can praise God for being that we learned in our story?

Praise God for being everywhere and being completely in control of even the most difficult situations..

2. What is something we can confess as sin that we learned in our story?

Confess that many times when we are in hard situations, we act like God could not help us. We worry and try to take care of things ourselves, instead of crying out to God to help us, even though He is far better than anything they can give us. We need a Savior!

3. What is something we can thank God for that we learned in our story?

We can thank God always being with His People, no matter what they are going through; and, for working out His good plans.

4. What is something we can ask God for that we learned in our story?

We can ask God to work in our hearts, helping us to turn away from our sins and trust Jesus as our own Savior. We can ask Him to help us to trust Him in hard situations and cry out to Him to help us, rather than just depending on ourselves.

The Gospel

1. What is the good news of Jesus that Paul wanted everyone to know and believe? What is the gospel?

God is the good Creator and King of the world. He made people to worship Him and live by His good laws. But we are all sinners who've rebelled against Him. We all deserve death--God's just, eternal punishment for our sins. How terrible! But God has good news for us. In His great mercy, God sent His Son, Jesus to earth as a man to save sinners. He lived the perfect life that pleases God. (He's the only one who's ever done that!) He offered it up to God His Father as the perfect sacrifice for sins when He suffered and died on the cross. Then, on the third day, Jesus rose from the dead in victory. He had fully paid for the sins of God's people, so they wouldn't have to! Now all who turn away from their sins and trust in Jesus as their Savior will receive forgiveness of sins and eternal life with God. They will be His very own special people who will know Him and enjoy Him forever. We can be God's people, too, if we turn from our sins and trust in Jesus as our own Savior.

Game: Chair Pile-Up

Materials

A Chair for every two players

Index Cards

Paper and Marker

Tape

Story Review Questions

Optional: Game "Pennies" for easy recognition for members of each team

Preparing the Game

1. Choose 20+ questions for your game from the Story Review Discussion Questions, or make up your own.
2. Form a circle with the chairs. On the index cards, make identical two sets of numbers corresponding to the number of chairs. Use one set to tape a number onto the back of each chair.

Playing the Game

Divide the children into teams. Have all players select a seat and share it with one other person. (No special ordering of players needed.) The players from both team will move from chair to chair according to the directions you give. ("If you have shoes that have Velcro, move 1 chair to your left," "If you came to church in a mini van, move four chairs to your right," "If you have a sister, stay where you are, but everyone else move 1 chair to the left", etc.) If there are too many students to sit on one chair, have them at least put their hands on the chair. After giving several direction, choose a number from the 2nd set of index cards. All the children at that particular numbered chair will answer a Story Review question. If they answer it correctly, they earn as many point for their team as team members at that particular chair, (i.e., if 2 people from Team A and 1 people from Team B are on the same chair, then Team A gets 2 points and Team B gets 1) If they do NOT answer it correctly, then their teams are DOCKED the same number points as team members at that chair. The team with the most points at the end of play, wins.

Game continues as number of questions, time, and attention span allow.

Non-competitive Option

Don't split into teams. Simply play the game and have the children at whatever numbered chair is chosen answer the question.

Optional TAKING IT TO OTHERS Activity: Quiz Questions

Have the children choose a few of the questions from the game to ask the parents/other children during TAKING IT TO OTHERS time. Help pre-readers by whispering the question in their ear and letting them ask it aloud to the parents/other children.

CASE REPLAY ACTIVITIES

Use this guide to review the Case Story and act it out for others to enjoy!

CASE REPLAY, JR: YOUNGEST CHILDREN

Description: The children will act out the story together, everyone doing the same action/sound effect at the same time. This activity is most suitable for kindergarteners.

Materials

The Case RePlay, Jr. script for younger children

Preparation

1. Read through the script and write in the blanks along the side possible actions/sound effects the children could do to act it out.

Instructions

1. Tell the children that they will be re-enacting the story together as you tell it.
2. As you read the script, lead the children in actions/sound effects to do with you.
3. If desired, you can read the script and stop at certain sentences and ask them what a good action/sound effect would be to act out what you just read.
4. Repeat the re-enactment one or two times more.

CASE REPLAY, SR: OLDER CHILDREN

Description: The children act out the story as a three-scene play. You will narrate it using the Case RePlay, Sr. script and they will act it out (no spoken words, for the most part), with each child assuming a different character's role. This activity is most suitable for first grade and up. You will review the story, then practice it a few times before performing it for others.

Materials

The Case RePlay, Sr. script
White board or other large format paper
Costumes and props

Preparation

1. Prepare for the play by choosing costumes and props for each character in the story. Decorate the area with any scenery props.
2. Write the words "Beginning," "Middle," "End" on a large piece of paper/whiteboard with plenty of space under each heading. You will use this paper to help the children think about the story as a three-scene play, as it is presented in the script.

Instructions

1. Tell the children that they will get to act out the story as a three-scene play, with a beginning, Middle and end section. Tell them that before they can act it out, they need to think it out. as you narrate it with your script.
2. Take the children's answers as they recount the story, helping them put key incidents in the right order.
3. If desired, when they have filled in their Beginning, Middle, End, read through your whole (real) script, so they hear exactly what you will have them act out.
4. Then tell the children that it's time to practice acting out the story.
5. Assign parts to each child. If you are using costumes, do NOT give them out at this point. They will be a distraction.
6. Have all the children sit on the floor or in chairs on one side of the "stage," then call the characters up in place as their part in the story comes.
7. As you read the script, guide the children in where you want them to move or do to act it out.
8. After going through the whole script once, give out any costumes and props and act out the script once or twice more.

Optional TAKING IT TO OTHERS Activity: Re-enacting the Story

Read the script as the children act out together (younger) or assuming different roles (older) as the other children or the parents watch.

CASE REPLAY, JR--YOUNGER KIDS (KINDERGARTEN) P.2

Welcome to our play! The name of our story is called: The Case of the Not-So-Abandoned Ship.

Our story takes place on the Mediterranean Sea, during New Testament times, about thirty years after Jesus died on the cross and rose from the dead.

And now we present: "The Case of the Not-So-Abandoned Ship."

Actions:

Scene 1:

Winds on the Mediterranean Sea force the ship carrying wheat and prisoners to Rome to anchor in Fair Havens in Crete. The apostle Paul is one of the prisoners aboard. He is going to stand trial before Caesar Nero. Paul warns them to not leave, telling them that they will face great difficulties, but the captain, pilot and centurion disagree. They sail down to the safe harbor in Phoenix. At the coming of a gentle south wind, the ship starts out for Phoenix, but is quickly overcome by a terrible Euraquilo and is blown out to sea.

Scene 2:

The strong storm tears up the boat. The lifeboat begins to sink, the ship ribs are in danger of cracking apart and the ship is heading towards the dangerous sandbars of Syrtis. The sailors hoist the lifeboat in the ship, tie huge ropes around the ship to keep it from coming apart, and throw out the anchors to slow down the ship. Everyone is seasick and exhausted. They begin to give up all hope, even the captain. Paul encourages everyone. He tells them about the angel who came to him in the night telling him that the ship will grounded on some island and all cargo lost, but everyone will be spared because Paul has prayed for them and because Paul must go to Rome to speak to Nero. When the water depth gets more and more shallower, they know that land is approaching and throw down the anchors again to keep from hitting rocks until daylight when they can see where they are. The sailors try to escape on the lifeboat because they are afraid the boat will hit the rocks. Paul notices and the lifeboat is cut away so the sailors can't escape. Paul encourages everyone to eat to have strength to make the swim to shore. They eat and get ready.

Scene 3

In the morning they run aground on a sandbar and get ready to leave. The Roman soldiers plan to kill all the prisoners, even Paul, because they don't want to get punished if any escape. Julius stops the soldiers and all get to shore safely. Paul thanks God for being with them, even in the Middle of a Euraquilo.

Bible Truth Tie-In:

The Bible Truth we are learning is: **The LORD Is Everywhere, All the Time.** While no one else could help people on the ship in the Euraquilo, the LORD could Because the LORD is everywhere, all the time.

CASE REPLAY, SR--OLDER KIDS (1ST GRADE AND UP) P.3

Welcome to our play! The name of our story is called: The Case of the Not-So-Abandoned Ship.

Our story takes place on the Mediterranean Sea, during New Testament times, about thirty years after Jesus died on the cross and rose from the dead.

The characters in our story are: Paul, Julius the centurion, Captain, Pilot, Soldiers, Sailors, Other Prisoners.

Julius, the centurion

And now we present: "The Case of the Not-So-Abandoned Ship."

\Scene 1: (Beginning)

Winds on the Mediterranean Sea force the ship carrying wheat and prisoners to Rome to anchor in Fair Havens in Crete. The apostle Paul is one of the prisoners aboard. He is going to stand trial before Caesar Nero. Paul warns them to not leave, telling them that they will face great difficulties, but the captain, pilot and centurion disagree. They sail down to the safe harbor in Phoenix. At the coming of a gentle south wind, the ship starts out for Phoenix, but is quickly overcome by a terrible Euraquilo and is blown out to sea.

Scene 2: (Middle)

The strong storm tears up the boat. The lifeboat begins to sink, the ship ribs are in danger of cracking apart and the ship is heading towards the dangerous sandbars of Syrtis. The sailors hoist the lifeboat in the ship, tie huge ropes around the ship to keep it from coming apart, and throw out the anchors to slow down the ship. Everyone is seasick and exhausted. They begin to give up all hope, even the captain. Paul encourages everyone. He tells them about the angel who came to him in the night telling him that the ship will grounded on some island and all cargo lost, but everyone will be spared because Paul has prayed for them and because Paul must go to Rome to speak to Nero. When the water depth gets more and more shallower, they know that land is approaching and throw down the anchors again to keep from hitting rocks until daylight when they can see where they are. The sailors try to escape on the lifeboat because they are afraid the boat will hit the rocks. Paul notices and the lifeboat is cut away so the sailors can't escape. Paul encourages everyone to eat to have strength to make the swim to shore. They eat and get ready.

Scene 3: (End)

In the morning they run aground on a sandbar and get ready to leave. The Roman soldiers plan to kill all the prisoners, even Paul, because they don't want to get punished if any escape. Julius stops the soldiers and all get to shore safely. Paul thanks God for being with them, even in the Middle of a Euraquilo.

Bible Truth Tie-In:

The Bible Truth we are learning is: **The LORD is Everywhere, All the Time.** While no one else could help people on the ship in the Euraquilo, the LORD could Because the LORD is everywhere, all the time.

An Angel

Description

Children will make an angel out of a clothespin, felt and yarn.

Materials

Straight wooden clothespins with knob heads

Fine tip felt markers

Jiggly eyes, if desired

Fuzzy yarn, felt or cotton balls for hair

Pipe cleaners

Felt for wings and for robes

White craft glue

Blunt tapestry Needles and yarn or thread

Yarn or thin ribbon

Glitter glue, if desired

Glue gun and glue sticks

Preparing the Craft

1. Use Template #1 to cut out robe shapes from felt, two per child.
2. Use Template #2 to cut two wings from felt.

Making the Craft

1. Show the sample of the craft you have made.
2. Draw face on clothespin with markers, be sure you center face over clothespin "legs". Note: If you ruin the face, you can try again on the back side or you can use sandpaper to remove face. Can use jiggly eyes, if desired. For hair use felt, fuzzy yarn or pieces of cotton balls.
3. Make arms of pipe cleaners by twisting the Middle of a pipe cleaners just below the knob on the clothespin, then twisting the two "arms" out. Can make loops at end of pipe cleaners to be hands.
4. Sew two pieces of felt robe together with a basic in and out stitch down each side of the robe. Younger children could always just glue the robe onto the angel by putting down the back piece of the robe, then the clothespin figure (lining up the arms out the arm holes); squeezing out a line of glue down both sides, then placing the top piece of robe on top and pressing together.
5. If desired, decorate robe with glitter glue.
6. Tie robe in at Middle with a piece of yarn or ribbon.
7. Decorate wings with glitter glue, if desired.
8. Glue wings to back of angel with craft glue or glue gun (teacher use only)

Making a Bible Truth Connection

Once the children have settled into their craft, use the Bible Truth- Craft Connection Sheet to lead discussion about the craft. Note that most of these questions echo the questions on the case board, providing a review of what the children learned earlier.

Optional TAKING IT TO OTHERS Activity: Craft Presentation

If you are presenting the craft to other children or parents the children can hold up their crafts (or your model craft) and read their Bible Truth Connection answers to explain the importance of the craft.

CASE CRAFT**Discussion Guide****Instructions:**

As the children are settled into making their craft, ask them these questions to help them understand the craft's significance. Use the answers provided to guide the children's answers.

Discussion Questions

1. Where does our story take place?

On the Mediterranean Sea, in the Middle of a Euroquilo.

2. What did the LORD promise Paul? How did He give him this promise? *He sent an angel with His promise to save everyone on board the ship, those the ship would be lost at sea.*

3. How could the LORD give Paul this promise? *He is everywhere, all the time. He knew what exactly would happen and made sure it would be that way.*

4. What is Bible Truth that we are learning?
The LORD Is Everywhere, All the Time.

5. What does our craft have to do with our Bible Truth: The LORD Is Everywhere, All the Time?
Paul had complete confidence in the angel's message from the LORD, even though to everyone else, it looked certain they would die. This was because Paul knew that the LORD really was everywhere, all the time. Nothing is hidden from the LORD, not even the future. He knows and plans it all perfectly.

6. What can our craft help us remember?
There is never any place where we can be lost from the LORD. There is never any time when the LORD does not know what will happen to us. We can always trust Him to be with us and help us.

TAKING IT TO OTHERS**Craft Presentation****Instructions:**

Have children hold up your model craft/their crafts. Choose five children (or you say) the five sections below to explain the craft's importance.

Presentation:

1. Our craft is: An Angel.

2. In the Middle of the Euroquilo, the LORD sent His promise of rescue for Paul and everyone else on board the ship through an angel because He knows everything, all the time. The ship was lost at sea, but the LORD knew just where it was and what would happen to them all. He made sure everything would happen just as He said it would.

3. Our Bible Truth is: The LORD Is Everywhere, All the Time.

4. Paul had complete confidence in the angel's message from the LORD, even though to everyone else, it looked certain they would die. This was because Paul knew that the LORD really was everywhere, all the time. Nothing is hidden from the LORD, not even the future. He knows and plans it all perfectly.


5. Our craft can help us remember that there is never any place where we can be lost from the LORD. There is never any time when the LORD does not know what will happen to us. We can always trust Him to be with us and help us.

Note: Even non-readers can participate in presenting the craft, if you will whisper what they are to say in their ear and let them say it aloud for the others to hear.

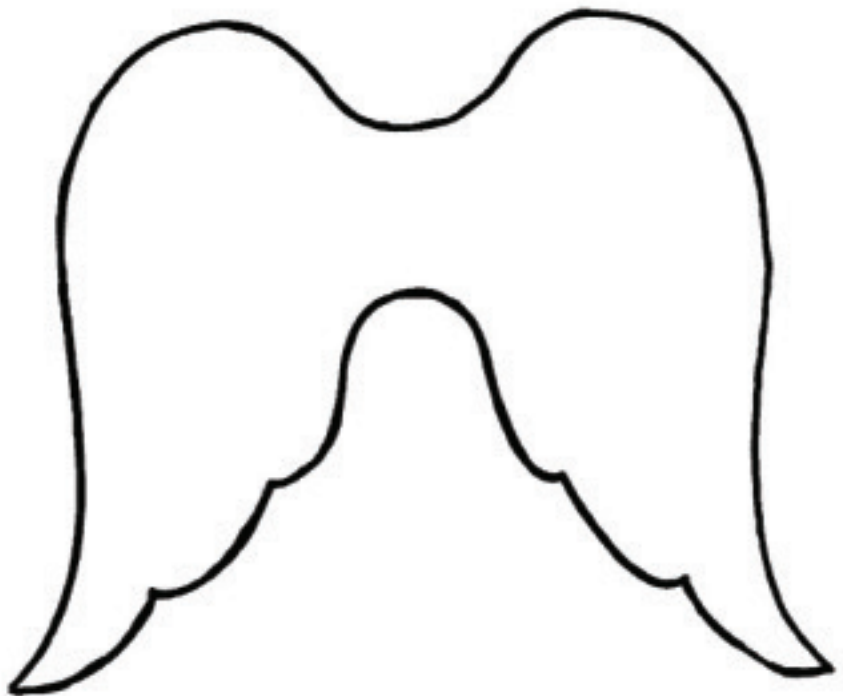


Angel Robe
Template #1

Place on fold and cut out neckline and
around other sides



Wing Shape
Template #2



BEFORE CLASS:**1. PICK YOUR PERSON**

VIPPs can be anyone in your church! Typically, they fall into 6 categories: Church staff, Elders, Deacons/deaconesses, Special Volunteers (people who aren't paid, but spend a lot of time helping out in particular ways), Supported Workers (aka missionaries), and Church Members.

2. GATHER YOUR FACTS

Use the VIPP Information Sheet to write down the facts about your VIPP. The information on this worksheet is used in the VIPP activities, listed in the "Choose an Activity" section below.

DURING THE ACTIVITY:**1. INTRODUCE YOUR VIPP**

Introduce your VIPP to the children, using the VIPP Information Sheet. Fill in a set of VIPP Clue Cards with the information for your VIPP. If desired, you can even have the actual person come into class for the children to meet.

Need help describing what someone does for the church in a kid-friendly way? Check out the list of common VIPPs on the Praise Factory website in the PFI resources. There are lots of kid-friendly descriptions for common VIPP's, such as pastors, elders, deacons and a lot more.

2. PRAY!

Lead the children in praying for the VIPP. Ask the children if they would like to pray for one of the VIPPs prayer requests. Even non-readers can pray for the VIPP if you whisper the prayer request in their ear, then let them say it aloud. Never force a child to pray!

3. CHOOSE AN ACTIVITY

There are two activities you can use to help the children learn about the VIPP:

VIPP Clue Cards: These are nine coloring sheets in which children fill in the nine things they learn about the VIPP from the VIPP Information Sheet. Photocopy a set of each child. Use as few or as many of these Clue Cards as you desire.

VIPP Game: This is a game that uses a set of Clue Cards for one or two VIPPs.

Choose a VIPP and fill in his/her information on the VIPP Information Sheet. Fill in a set of VIPP Clue Cards with the information for your VIPP. Tell the children about the VIPP, having them fill in the VIPP Clue Cards with the key facts as they learn them. Write any words the children need to write on a white-board or other piece of paper so they can see how to spell them. Help younger children write these words on their clue cards. Ideas for how to tell the children about many common VIPPs are listed at praisefactory.org with the resources for this Bible Truth.

Optional TAKING IT TO OTHERS Activity: Introduce and Pray for the VIPP

If you are presenting the VIPP to other children or parents you can assign children to hold up the 10 clue cards and say what each card tells about the VIPP. (Or, you can have the children hold them up as you tell what each one means.) Then lead the children in praying for the VIPP.

Game: Crabbin' Around

Materials

Information Sheet for two VIPPs

2 Sets of Clue Cards

Tape

A Bag

Preparing the Game

1. Fill in one set of clue sheets for the VIPP you are using.
2. Put all the Clue Cards in a bag, except for the ones with the names and pictures of the VIPPs.
3. Tape the picture and name of each VIPP to the wall, about 3 feet from the ground.

Playing the Game

Reveal: Tell the children about the VIPPs, showing them your filled-in clue cards as you tell about them.

Review: Put the Clue Cards for both VIPPS put in one bag. Mix up. Have children sit down, with their legs in front of them and their hands propped behind them. Show them how to get in crab position and try moving around. (Moving on hands and feet, with front side facing up). Tell them that you will pull out a clue, tell them what it is and they are to crab-crawl their way to the picture of the person who it belongs to. Give them the answer after everyone has run to their guessed person. Continue until all clues have been used up.

VIPP INFORMATION SHEET

VIPP NAME:

WHAT VIPP LOOKS LIKE

Man or Woman? _____

Hair color? _____

Eye color? _____

FAVORITE ANIMAL

FAVORITE FOOD

FAVORITE FREE TIME ACTIVITY

WHAT VIPP DOES DURING WEEK

VIPP GROUP OF SERVICE:

Church Member

Deacon

Elder

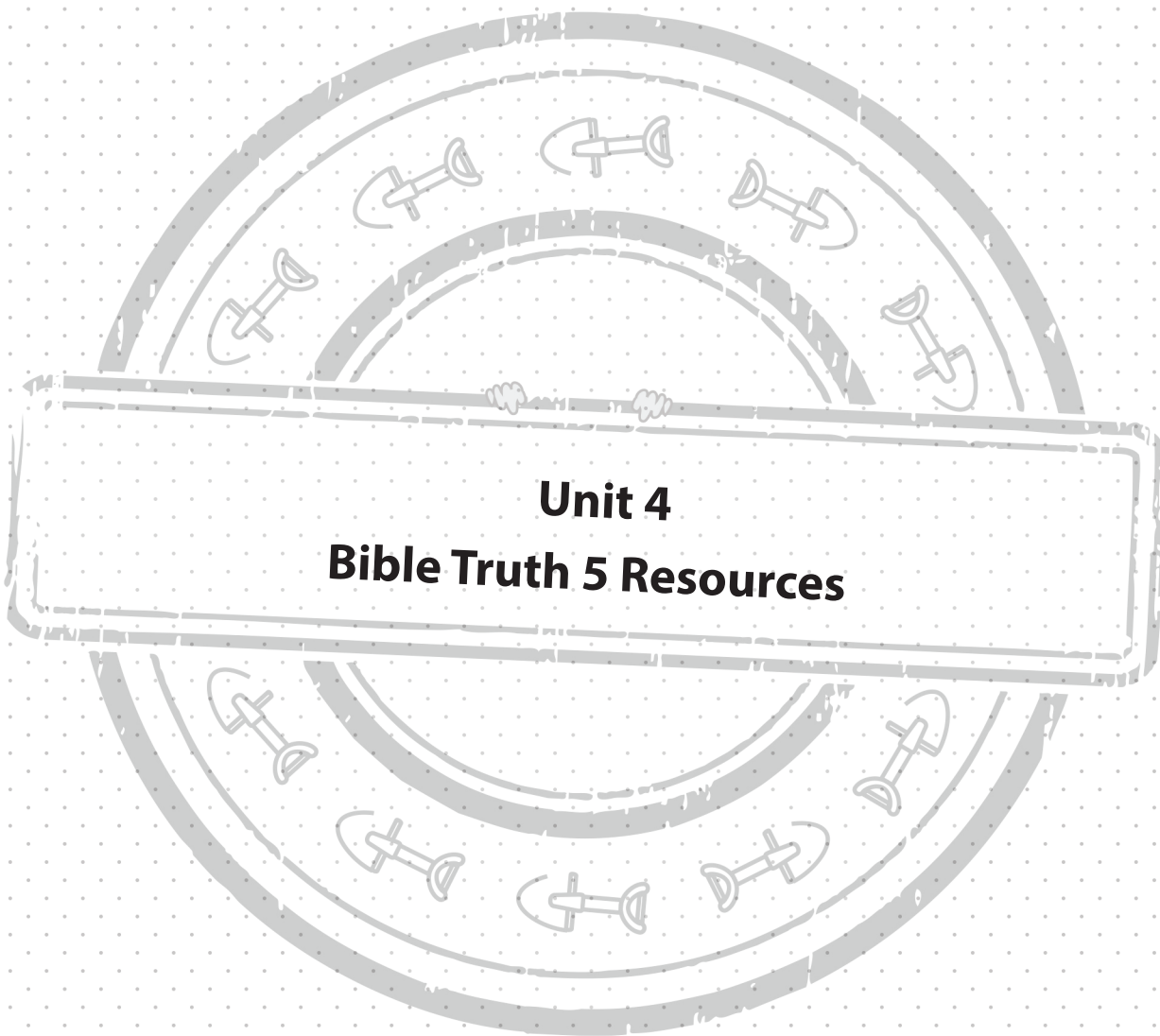
Church Staff

Special Volunteer

Supported Worker
(Missionary)

3 WAYS VIPP SERVES CHURCH

3 WAYS TO PRAY FOR THE VIPP



BIBLE TRUTH 5 OVERVIEW

Unit 4: The God Who Reveals Himself

Big Question and Answer: "Can Anybody Tell Me What the LORD Is Like? He's Not Like Anyone Else!"

Bible Verse: "O LORD...there is no God like you, in heaven above or on earth beneath." 1 King 8:23

Bible Truth 4 Concept: The LORD Knows Everything There Is to Know

God gave people minds to think and to learn with. From birth, people begin to learn things and they keep on learning their whole lives. But still, they die still not knowing many things.

God is very different from people. God knows everything in the whole universe and more. He knows everything about us, even what we are thinking in our hearts or do when no one else can see. He knows all of the past, the present, and even the future. No one has ever taught God anything. He just knows it. God is "omniscient"—all knowing. He works out everything with perfect timing, according to His perfect will.

Bible Truth 4 Bible Verse

Meditation Version: Daniel 2:20-22, ESV

"Blessed be the name of God forever and ever, to whom belong wisdom and might. He changes times and seasons; he removes kings and sets up kings; he gives wisdom to the wise and knowledge to those who have understanding; he reveals deep and hidden things; he knows what is in the darkness, and the light dwells with him.

Alternate Memory Version: Daniel 2:20,21,22

"Blessed be the name of God forever and ever, to whom belong wisdom and might...he gives wisdom to the wise and knowledge to those who have understanding; he reveals deep and hidden things; he knows what is in the darkness, and the light dwells with him.

Bible Truth 4 ACTS Prayer

- A** God, we praise You for being the only One who knows all things and makes perfect plans.
- C** God, we confess that many times we doubt Your wisdom and Your plans, even though we know that You know all things. We need a Savior!
- T** Thank You, God for choosing to use all Your great wisdom and knowledge to fulfill all Your perfect plans. Thank You for sending Jesus as part of that perfect plan.
- S** God, search our hearts and help us to see the things we do that displease Him that we can't or don't want to see. Work in our hearts, that we would turn away from our sins and trust in Jesus as our Savior. Help us to trust Your good plans, made in Your perfect knowledge of all things.

Bible Truth 4 Stories

Lesson 1: The Case of the Impossible Answer (Old Testament)

Daniel 1-2

Lesson 2: The Case of the Million Mile Man (Story of the Saints)

Lesson 3: The Case of the Rich Basillikos (New Testament)

Deuteronomy 4,5,27-30,34; Jeremiah 1-2,4,11,25,36

1. GETTING STARTED: Welcome and Opening Songs (*introduce unit and get kids moving with these songs*)

| | |
|---|--|
| <p>Welcome</p> | <p>“Welcome to Praise Factory. We’re so glad you’ve joined us! Here at the PFI we are investigators. (That’s what the “I” stands for!) Investigators look for answers to questions. In PFI, we look for answers to big questions about God. We dig deep down in the truths of God’s Word to find them.”</p> |
| <p>Praise Factory Theme Song</p> | <p>“Let’s sing our Praise Factory Investigator’s theme song.”</p> <p>PFI: Praise Factory Investigators <i>PFI ESV Songs 4, Track 1</i></p> <p>We’re PFI: Praise Factory Investigators, Diggin’ deep down for truths in God’s Word, That’s PFI: Praise Factory Investigators, Diggin’ deep down for truths in God’s Word, We’re looking for answers to very big questions, Big questions about God, If you’re looking for answers to very big questions ‘bout God, come along, Join PFI: Praise Factory Investigators, Diggin’ deep down for truths in God’s Word, That’s PFI: Praise Factory Investigators, Diggin’ deep down for truths in God’s Word. Deep down, diggin’ down, Let’s go diggin’ down, Deep down, diggin’ down, ‘Til answers to all our Big Questions we’ve found. We’re PFI: Praise Factory Investigators, Diggin’ deep down for truths in God’s Word, That’s PFI: Praise Factory Investigators, Diggin’ deep down for truths in God’s Word.</p> |
| <p>Classroom Rules Song</p> | <p>An important part of Praise Factory is helping us worship God and love one another. Our WoGoLOA song reminds us how we should act. Let’s sing it.”</p> <p>WoGoLOA Rules Song <i>PFI ESV Songs 4, Track 2</i></p> <p>Refrain: WoGoLOA means “Worship God and love one another,” WoGoLOA means “Worship God and love one another.”</p> <p>WoGo means “Worship God.” Sound off, 1,2,3, Joyfully take part, Listen to others, Obey your teachers. (<i>Refrain</i>)</p> <p>LOA means “Love One Another.” Sound off, 1,2,3, Be kind, Be encouraging, Help others, help others. (<i>Refrain twice</i>)</p> |

1. GETTING STARTED, continued

| | |
|--|---|
| Opening Prayer | "Let's ask God to help us obey these rules, and to help us worship Him and love one another as we learn more about Him today. Let's pray." <i>Pray.</i> |
| Big Question Under Investigation: | <p>"Now it's time to turn to today's Big Question Under Investigation.</p> <p>It's: Can Anybody Tell Me What the LORD Is Like?</p> <p>"There are many gods that people worship, but none are like the LORD. He is the one, true God. He's not like anyone else! He's always been alive--and He will never die. He's completely good and loving. He's all-powerful and all-wise. And that's just the beginning of what the LORD is like. He is so great! There will always be more of Him to know.</p> <p>So the answer to our Big Question, 'Can Anybody Tell Me What the LORD Is Like?' is: He's Not Like Anyone Else!</p> |
| Big Question 4 and Songs | <p>"Let's sing our Big Question Song(s): <i>choose one or both</i></p> <p>Big Q & A 4 Song <i>PFI ESV Songs 4, Track 3</i> <i>(adapted version of "Have You Ever Seen a Lassie?")</i> Can anybody tell me, Tell me, tell me, Can anybody tell me, What the LORD is like? He's not like anyone else, Anyone else, anyone else, He's not like anyone else, That's what the LORD is like.</p> <p>Big Question 4 Song: <i>PFI ESV Songs 4, Track 4</i> Tell Me <i>Refrain:</i> Tell me, can anybody tell me, Tell me, what the LORD is like? Tell me, can anybody tell me, Tell me, what the LORD is like? He's not like anyone else, He's not like anyone else, He's not like anyone else, He's not like anyone else,</p> <p>He's Omniscient! <i>(He knows all things)</i> Omnipresent! <i>(He's everywhere you can be)</i> Omni-benevolent! <i>(He's always good!)</i> and Omnipotent! <i>(He can do all things!)</i> <i>Refrain</i></p> <p>He's Immutable! <i>(He never changes!)</i> He's Infallible! <i>(He makes no mistakes!)</i> He's Infinite! <i>(There's always more of Him to know!)</i> And purely Righteous! <i>(He has no sin! Not even a teeny, tiny speck!)</i> <i>Refrain</i></p> <p><i>You may also enjoy singing Inspector Graff's ABC's of God</i> <i>PFI ESV Songs 4, Track 5</i></p> |

1. GETTING STARTED, continued**Unit 4
Bible Verse**

You may also enjoy these other versions of this verse:

In Heaven Above (short version)

PFI ESV Songs 4, Track 7

In Heaven Above and Earth Beneath

PFI ESV Songs 4, Track 8

O, O LORD

PFI ESV Songs 4, Track 9

I Am God

PFI ESV Songs 4, Track 10

"How do I know this is true? The Bible tells me so!

1 Kings 8:23 tells us: "O LORD there is no God like you."

**Big Question 4 Bible Verse Song
In Heaven Above 1 Kings 8:23**

PFI ESV Songs 4, Track 6

O LORD, there is no God like you.

In heaven above or on earth beneath,

O LORD, there is no God like you.

In heaven above or on earth beneath. (repeat)

In heaven above or on earth beneath,

There is no God like you.

In heaven above or on earth beneath,

There is no God like you. (repeat)

First Kings Eight, twenty-three.

"There may be many gods that people worship, but none is like the LORD. Why? Because He is the one, true God."

2. DIGGING DEEP DOWN: Key Concept and Story (*introduce the Bible Truth and tell the related story*)**Bible Truth 4**

"It's time for us to dig down deeper for answers to our Big Question. We're learning **NINE** Bible Truths that all tell us something about what the LORD is like. Can you tell me which ones we have already learned? (The LORD Is a Glorious Spirit; The LORD Is the Only, True God; and the LORD is Everywhere, All the Time.)

The Bible Truth we are going to be thinking about today is:

The LORD Knows Everything There Is to Know.

God gave people minds to think and to learn with. From birth, people begin to learn things and they keep on learning their whole lives. But still, they die still not knowing many things.

God is very different from people. God knows everything in the whole universe and more. He knows everything about us, even what we are thinking in our hearts or do when no one else can see. He knows all of the past, the present, and even the future. No one has ever taught God anything. He just knows it. God is "omniscient"—all knowing. He works out everything with perfect timing, according to His perfect will.

2. DIGGING DEEP DOWN, continued

| | |
|---|---|
| <p>Bible Truth 4 Hymn</p> | <p>“Long ago, a man named Walter Chalmers Smith was thinking about this Bible truth, too. He wrote the words to a hymn called “Immortal, Invisible.” We’re going to learn a verse from it.</p> <p>Immortal, Invisible <i>PFI ESV Songs 4, Track 23</i></p> <p>Verse 1</p> <p>Immortal, invisible, God only wise, In light inaccessible, Hid from our eyes, Most blessed, most glorious, The Ancient of Days, Almighty, victorious, Thy great name we praise.</p> <p>The LORD is the Ancient of Days—He has always lived. He has always known what has happened, everywhere in the whole universe and beyond.. He is Immortal—He will never die, but always live to know everything. He is only wise—He always knows what is best and always does what is best. Because He is almighty and victorious, everything in the past, present and future always will be the working out of His perfect will.”</p> |
| <p>Bible Truth 4 Bible Verse and Song</p> <p>You may also enjoy another version of this verse: May the Name of God Be Praised, Daniel 2:20-22, HCSB PFI ESV Songs 4, Track 25</p> | <p>“The Bible verse we are going to be digging down into for this Bible Truth is:</p> <p>Daniel 2:20-22</p> <p>“Blessed be the name of God forever and ever, to whom belong wisdom and might. He changes times and seasons; he removes kings and sets up kings; he gives wisdom to the wise and knowledge to those who have understanding; he reveals deep and hidden things; he knows what is in the darkness, and the light dwells with him.</p> <p>These verses tell us that the LORD is the God who knows everything there is to know. He is completely wise. There is nothing that can be hidden from Him. He is the one who gives wisdom to make wise people wise.</p> <p>We’ve said our Bible verse, now let’s sing it!</p> <p>Blessed Be the Name of God <i>PFI ESV Songs 4, Track 24</i></p> <p>Refrain Blessed be the name of God forever and ever, Blessed be the name of God forever and ever, Blessed be the name of God forever and ever, To whom belong wisdom and might, To whom belong wisdom and might.</p> <p>He changes times and seasons; He gives wisdom to the wise, He reveals deep and hidden things; He knows what in the darkness lies, And the light dwells with him, And the light dwells with him, To you, O God of my fathers, To you, O God of my fathers, I give thanks and praise, I give thanks and praise. <i>Refrain</i></p> <p>Daniel Chapter Two, verses twenty through twenty-three.</p> |

2. DIGGING DEEP DOWN, continued**LESSON 1 STORY****Old Testament
Story:****The Case of the
Impossible Answer**
Daniel 1-2

"Now it's time for today's story called: **The Case of the Impossible Answer.**

As you listen to the story, see if you can figure out:

- 1. What was the impossible answer and who wanted it?**
- 2. Who gave the impossible answer? Why was he able to give it when no one else could?**

(If desired, write these questions on a sheet of paper to refer to when the story is finished.)

Read story.

After reading story, ask for the children's answers to the questions.

1. What was the impossible answer and who wanted it? To tell the king his dream and its meaning. The king wanted it.

2. Who gave the impossible answer? Why was he able to give it when no one else could? Belteshazzar. Because the LORD, the one, true God who knows everything there is to know, revealed it to him.

Close in prayer. (prayer suggestions included at end of story)

LESSON 2 STORY**Story of the Saints:****The Case of the
Million Mile Man**

"Now it's time for today's story called: **The Case of the Million Mile Man.**

As you listen to the story, see if you can figure out:

- 1. Who was the Million Mile Man? Why was it so surprising he traveled so much?**
- 2. Who was sure that he couldn't do this? Why did he know that he could?**

(If desired, write these questions on a sheet of paper to refer to when the story is finished.)

Read story.

After reading story, ask for the children's answers to the questions.

1. Who was the Million Mile Man? Why was it so surprising he traveled so much? Sheldon Jackson. He had health problems that should have kept him from doing them.

2. Who was sure that he couldn't do this? Why did he know that he could? The Foreign Mission Board. If the Lord who knew all things was calling him to be a missionary, then surely he would be able to do whatever was required.

Close in prayer. (prayer suggestions included at end of story)

2. DIGGING DEEP DOWN, continued**LESSON 3****New Testament Story:****The Case of the Rich Basillikos**

Deuteronomy 4,5,27-30,34;

Jeremiah

1-2,4,11,25,36

"Now it's time for today's story called: **The Case of the Rich Basilikos.**

As you listen to the story, see if you can figure out:

- 1. What is a Basilikos? What made him rich? How was he really poor?**
- 2. Who gave him true riches? What were they? What amazing powers did this person show?**

(If desired, write these questions on a sheet of paper to refer to when the story is finished.)

Read story.

After reading story, ask for the children's answers to the questions.

- 1. What is a Basilikos? What made him rich? How was he really poor?**

He was a Jew who worked in King Herod Antipas' royal city. He was rich in money. He was poor because he didn't know God or even seem to care about Him.

- 2. Who gave him true riches? What were they? What amazing powers did this person show?** Jesus gave him true riches of salvation through faith in Him. He showed He knew and could do things that only God could do.

Close in prayer. (prayer suggestions included at end of story)

3. TAKING ACTION: Response Activities *(choose from among these activities)***Response Activities**

- **ACTS Prayer Activity:** Add your own prayer requests to the ACTS prayer
- **Sneaky Snack:** Story-related snack
- **Bible Truth Review Activity:** Game with questions related to the Bible Truth
- **Bible Truth Hymn:** Music activities to learn a portion of a Bible Truth-related hymn
- **Bible Verse Review Activity:** Game with questions related to Bible Truth Bible verse
- **Bible Verse Song:** Music activities to learn the Bible Verse song
- **Story Review Activity:** Game with questions related to the Bible Truth and Case
- **Case RePlay, Jr. and Sr.:** Two drama activities that review the story: one for younger children, one for older children.
- **Craft:** Story-related craft
- **VIPP (Very Important Prayer Person):** Game and a coloring activity to help children learn about people in your church and how to pray for them.

(VIP resources: found online or at back of this book)

4. TAKING IT TO OTHERS *Optional presentations for the last few minutes of class***Presenting to Other Children**

If you split the children into different response activities, you can gather the children together again and have each small group make presentations to show the other children what they learned. Presentation ideas are included in the resources for each activity.

Presenting to Parents

If you keep your children together for response activities, you can have them make a presentation of something they have learned to their parents when they come to pick them up from class. Presentation ideas are included in the resources for each activity.

PFI Pronto

Give out the PFI Pronto for the case story as well as any other materials as the children are dismissed.

BIBLE TRUTH 5, LESSON 1: PLANNER/OVERVIEW

GETTING STARTED: Welcome and Opening Songs (*introduce unit and get kids moving with these songs*)

Welcome to Praise Factory: PFI: Praise Factory Investigators Theme Song *PFI ESV Songs 4, Track 1*

Rules to Help Us Worship God and Love One Another: WoGoLOA Classroom Rules Song
PFI ESV Songs 4, Track 2

Big Question Under Investigation: Big Question 4 Songs *PFI ESV Songs 4, Tracks 3,4*

Extra Song: Inspector Graff's Rap: The ABC's of God PFI ESV Songs 4, Track 5

Big Question Bible Verse: 1 Kings 8:23 In Heaven Above Song *PFI ESV Songs 4, Track 6*

Extra Unit 4 Bible Verse: In Heaven Above 1 Kings 8:23, ESV (short version) PFI ESV Songs 4, Track 7

Extra Unit 4 Bible Verse: In Heaven Above or Earth Beneath 1 Kings 8:23, ESV (other version) PFI ESV Songs 4, Track 8

Extra Unit 4 Bible Verse: O, O LORD 1 Kings 8:23, ESV (other version) PFI ESV Songs 4, Track 9

Extra Unit 4 Bible Verse: I Am God Deuteronomy 32:3-4, HSCB, PFI ESV Songs 4, Track 10

DIGGING DEEP DOWN: Key Concept and Story (*introduce the Bible Truth and tell the related story*)

Bible Truth 5: The LORD Knows Everything There Is to Know

Bible Truth Hymn: Immortal, Invisible *PFI ESV Songs 4, Track 23*

Bible Verse: Daniel 2:20-22

Bible Verse Song: Blessed Be the Name of God *PFI ESV Songs 4, Track 24*

Extra Bible Verse Song: May the Name of God Be Praised: Daniel 2:20-22, HCSB PFI ESV Songs 4, Track 25

Lesson 1 Old Testament Story: The Case of the Impossible Answer
Daniel 1-2

TAKING ACTION: Response Activities (*choose from among these activities*)

Snack and Discussion Planner: The Statue from the King's Dream

ACTS Prayer: Prayer Sheet

Bible Truth Review: Discussion Questions and Game: Help the Blind Man

Bible Truth Hymn: Immortal, Invisible *PFI ESV Songs 4, Track 23*

Song, Sign Language and Song Game: Big Voice, Little Voice **PFI ESV Songs 4 BOOK or ONLINE**

Bible Verse Review: Daniel 2:20-22 Discussion Sheet and Game: Jump for Joy

Bible Verse Song: Blessed Be the Name of God Daniel 2:20-22 *PFI ESV Songs 4, Track 24*

Song, Sign Language and Song Game: Sign It, Say It, What Does It Mean? **PFI ESV Songs 4 BOOK or ONLINE**

Story Review: Discussion Questions and Game: Spin the Light

Case RePlay, Jr: Drama Activity for Youngest Children (children do same story actions together)

Case RePlay, Sr: Drama Activity for Most Children (children re-tell story with individual parts)

Craft: The Magi

VIPP (Very Important Prayer Person) Prayer Time: Coloring Sheets (back of book) and Game: Hit the Wall

TAKING IT HOME: Take Home Sheet for Review and Family Devotions

PFI Pronto: Bible Truth 5, Lesson 1 **PFI ESV Prontos 4 BOOK or ONLINE**

The Case of the Impossible Answer Daniel 1-2

by Connie Dever

Our story is called:**The Case of the Impossible Answer.****As you listen to the story, see if you can figure out:**

1. What was the impossible answer and who wanted it?
2. Who gave the impossible answer? Why was he able to give it when no one else could?

This is an Old Testament story. It takes place about 600 years before Jesus lived on earth.

The huge, throne room of the mighty King of Babylon was magnificent! It was beautifully decorated with bricks glazed in royal blue, white and yellow daisies and great, roaring lions.

There certainly was roaring coming from the king's Throne Room this day, but it wasn't coming from the lions on the walls. It was coming from the mouth of the king, himself.

"Guards! Take these men and have them cut to pieces! Order their grand homes flattened into piles of rubble! Spare not a one of these worthless magi of mine! They are all fakes!" the king ordered the court soldiers. There was a flurry of ropes and rich robes as the guards seized and struggled with the magi—the highest, richest, most honored advisors of the king. They bound their hands and marched them out of the King's presence and thrown into prison.

These arrests were just the first. The guards spread out over Babylon, rounding up other magi of the king. At last they came to the door where the four magi, Belteshazzar, Hananiah, Mishael and Azariah, lived.

Bang! Bang! Bang! "Open up, Belteshazzar. This is Arioch, commander of the palace guard."

"What is it you want, gentlemen?" Belteshazzar asked as he opened the door to Arioch and his men.

"By the king's orders all magi are to be arrested and cut into pieces. Your homes are to be torn down. The rest of the magi are already in prison. You and your friends, Hananiah, Mishael and Azariah, are the last ones to be rounded up before execution," Arioch explained.

"What happened? Why does the King demand we die?" Belteshazzar asked in surprise.

Arioch told the story: "Today the King called the magi

to his throne room for an important meeting. He told them, "My Magi, I have not been able to sleep for nights because of a dream that keeps troubling me. I have called you together to tell me what it means."

"O king, live forever!" they answered him, "Tell your servants the dream, and we will tell you what it means."

"I'm not going to tell to you. You're magis, you should know it even without me telling you. Tell me the dream and its meaning and I'll reward you greatly. If you don't, you'll be put to death and your houses destroyed," the king replied.

"This isn't fair! No one can do what the king asks," the magis told the king. "Only the gods can."

"Throw these worthless magi in jail, the king ordered," Arioch explained. "Now I've come for you."

Belteshazzar thought about what the magi had said to the king: "They were right. Neither they nor the fake gods they worshiped could know these things. Only the LORD, the one, true God, could do this. He knows everything there is to know. The other magi don't worship Him, but we do. We can ask Him to tell us the dream and its meaning," Belteshazzar decided.

Belteshazzar turned to the king's servant and said, "Arioch, you are a wise servant. Wouldn't you like to spare the king the loss of all his magi? Let me speak to the king about this matter."

Arioch agreed and led Belteshazzar to the king.

"Oh, King, I'm sure you would rather have your dream explained than put to death your magi. Give me a chance," Belteshazzar suggested. The king agreed.

Belteshazzar returned to his house and explained the matter to his friends, Hananiah, Mishael and Azariah. "Only the LORD can reveal these things. Pray with me.

Story-telling Tips

Ahead of time:

1. Read the Bible verses and story. Pray!
2. Create story cue cards on index cards (or highlight text).
3. Practice telling story dramatically, timing your presentation. Shorten, if necessary to fit your allotted time.
4. Decorate area with story props that help bring your story alive.

During your presentation:

1. Maintain as much eye contact as possible as you tell the story. Point to/use props at important points in the story. Include the kids in your story with a few questions about what they think will happen or words/concepts that might be new to them.
2. Watch the kids for signs that their attention span has been reached. Shorten, if necessary.

Let's ask Him to help us and spare our lives, too," he said to them.

The four men cried out to the LORD to help them. That very night He revealed both the dream and its meaning to Belteshazzar in a vision (special dream from God). Belteshazzar was overjoyed! "LORD, I praise You! You know all things. You reveal the secret hidden things that know one else knows. Thank You for telling me the king's dream and its meaning!" he prayed.

Belteshazzar told Arioch the good news. The king asked he be brought to him at once.

The king asked Belteshazzar, "Are you able to tell me my dream and what it means?"

Belteshazzar replied, "Not me or your gods could do this, but the LORD, the one, true God can. He can reveal secret things because He knows everything there is to know." Belteshazzar declared. "He has shown you the future."

"You saw an enormous, dazzling statue. The head of the statue was made of pure gold, its chest and arms were made of silver, its belly and thighs were made of bronze. Its legs were made of iron and its feet were partly iron and partly clay. While you were watching, a rock was cut out, but not by human hands. It struck the statue on its feet of iron and clay and smashed them. Then the iron, the clay, the bronze, the silver and the gold were broken into tiny pieces which were blown away by the wind. But the rock that struck the statue became a huge mountain and filled the whole earth," Belteshazzar told the king.

"This was your dream. Now for its meaning. You, O king, are the head of gold on the statue. The LORD has given you great power and made you ruler over many peoples and lands," Belteshazzar told him.

The other parts of the statue are pictures of the kingdoms that will come after yours. Each one will rule over many peoples and lands, but they will each be weaker than the one before," Belteshazzar explained.

But what about the mountain of rock that destroyed the statue and filled the whole earth? "In the time of those kings, the LORD will set up a kingdom that will never be destroyed. It will crush all those kingdoms and bring them to an end, but it will itself last forever," he explained.

"The LORD, the great God, has shown you the future. This is your dream and its meaning." Belteshazzar told the king.

The king was amazed. And though he was the great king of Babylon, he bowed down to Belteshazzar. "Your God is the one, true God over all gods. He has revealed the answer to my dream," he replied.

Then the king rewarded Belteshazzar and his three friends by making them important leaders. And what great leaders they were! They didn't rely on their own wisdom or that of idols, like the other magi. They sought only the LORD, the God who knows everything there is to know.

Cracking the Case:

It's time to answer our Case Questions.

1. What was the impossible answer and who wanted it? To tell the king his dream and its meaning. The king wanted it.

2. Who gave the impossible answer? Why was he able to give it when no one else could? Belteshazzar. Because the LORD, the one, true God who knows everything there is to know, revealed it to him.

Something For You and Me

Our Bible Truth is:

The LORD Knows Everything There Is to Know

Our Bible Verse is: Daniel 2:20-22

"Blessed be the name of God forever and ever, to whom belong wisdom and might. He changes times and seasons; he removes kings and sets up kings; he gives wisdom to the wise and knowledge to those who have understanding; he reveals deep and hidden things; he knows what is in the darkness, and the light dwells with him."

Belteshazzar and his friends knew this, and even the king of Babylon came to confess this was true.

Did you ever wonder what happened with King's dream? The LORD told Belteshazzar the king's dream and gave him its meaning, but did it really come true?

Yes, it did! The kingdoms in the King's dream have come, just as the LORD told Belteshazzar they would. But what about that last kingdom? The one that was to come and last forever? Which is it? That kingdom is the kingdom of God. It's the kingdom Jesus brought the

beginnings of when He suffered and died on the cross of God's people. It was then that He beat sin and death for God's people. Now, the kingdom of God lives in the hearts of God's people. God's Holy Spirit dwells there and is at work, helping them to know God and live to please Him with their lives.

But one day, God's kingdom will not just be in the hearts of God's people! Jesus will come back. He will do away with sin and death forever! He will set up God's kingdom completely in the new heaven and earth. Together He will live and reign with God's people forever! What a wonderful day that will be!

Isn't the LORD amazing? You and I cannot even know what will happen tomorrow, but the LORD is the God who knows everything there is to know. He even knows what will happen thousands of years in the future! What difference does that make for our lives? We know that there is not one day when we need to live in worry or fear, if we are God's people. God's people always have reason to joyfully trust Him. The LORD already knows the future and has planned everything according to His perfectly marvelous will. He loves them and will take care of them, no matter what.

How can we become God's people? By turning away from disobeying God and trusting in Jesus as our own Savior who died to take our punishment when He died on the cross.

Let's praise our great God who knows everything there is to know. Let's ask Him to help us to remember what He is like and trust Him with everything in our lives.

Close in prayer.

Note on Story: I chose to use the less well-known names of Belteshazzar, Hananiah, Mishael and Azariah; and call Nebuchadnezzar, the King of Babylon because this is a familiar story for so many children. Feel free to replace the familiar names (Daniel, Shadrach, Meshach and Abednego), if more appropriate for your group.

Closing ACTS Prayer

A God, we praise You for knowing everything there is to know and able to reveal to us whatever we need to know.

C God, we confess that many times we have sins we try to hide from others and from You, but You know them all. We need Jesus to save us!

T God, we thank You for giving Your people all the wisdom they need. Thank You for promising to always give us wisdom when we ask You.

S God, we ask that You would work in our hearts that we might turn away from our sins and trust in Jesus as our Savior. Help us to know You better and give us wisdom to know how to live for You.

Special Words

Magi: The title of the men advised the king in spiritual matters, by consulting their gods.

Vision: A special dream from God.

ACTS PRAYER ACTIVITY

Use this sheet to write down your ACTS Prayer

Instructions:

Use this sheet to help the children apply the Bible Truth into a prayer. You can use the ACTS provided or even better, have the kids think of their own applications. Also have the children add their personal requests to the prayer, too. Lead the children in the prayer or let them pray sections, with your help. Never force a child to pray! Non-readers can participate by you whispering a section of the prayer into their ear and allowing them to pray it aloud for the group.

ADORATION:

God, we praise You for being.....

Add your own Adorations:

CONFESSION:

God, we confess that many times we doubt Your wisdom and Your plans, even though we know that You know all things. We need a Savior!

God, we have sinned against You....

Add your own Confessions:

THANKSGIVING:

Thank You, God for choosing to use all Your great wisdom and knowledge to fulfill all Your perfect plans. Thank You for sending Jesus as part of that perfect plan

God, we thank You for...

Add your own Thanksgivings:

SUPPLICATION:

God, search our hearts and help us to see the things we do that displease Him that we can't or don't want to see. Work in our hearts, that we would turn away from our sins and trust in Jesus as our Savior. Help us to trust Your good plans, made in Your perfect knowledge of all things.

God, we need Your help...

Add your own Supplication:

SNEAKY SNACK

Can you figure out how this snack ties in with our case?

Snack: The Statue from the King's Dream

Statue snack: cheese puff ball (or yellow cheese) "golden head", deli turkey " silver chest and arms," Ritz cracker "bronze belly," Pretzel stick "iron legs", and pretzel nugget "iron and clay feet", with donut hole "rock."

This is only a suggestion. Feel free to modify. Be mindful of allergy issues among your children!

Case Tie-in: Daniel could never have told the king his dream of the statue or the meaning of it on his own. But he believed in the LORD and knew He knows everything there is to know. The LORD answered his prayer for wisdom and revealed the dream and its meaning to him.

SOUL FOOD

Food for thought during snack time

1. What does the snack have to do with the story?

Choose a few questions from the other activity discussion sheets to talk about during this snack time.

2.

3.

4.

5.

6.

7.

Directions: Read and discuss Bible Truth, using a FEW of the questions. Play game. Feel free to modify the game to fit your children.

The LORD Knows Everything There Is to Know

God gave people minds to think and to learn with. From birth, people begin to learn things and they keep on learning their whole lives. But still, they die still not knowing many things.

God is very different from people. God knows everything in the whole universe and more. He knows everything about us, even what we are thinking in our hearts or do when no one else can see. He knows all of the past, the present, and even the future. No one has ever taught God anything. He just knows it. God is “omniscient”—all knowing.

Understanding the Bible Truth

1. Why did God give people minds? *To think and to learn with.*
2. What do people begin to do from birth? *Learn new things.*
3. What do people not know, even when they die? *Many things.*
4. How is God different from people in what He knows? *He knows everything there is to know and no one ever taught it to Him.*
5. What does He know about us? *Everything, even the things we try to keep hidden inside our hearts.*
6. Why is good and what is scary about God knowing everything about us? *It is good because He always knows what is the best thing to do. It is scary because none of the bad things we have hidden from others are hidden from Him.*
7. What does omniscient mean? *All knowing.*

Story Connection Questions

1. How does the case story point to the **Bible Truth: The LORD Knows Everything There Is to Know**? How did the Daniel show that the LORD Knows Everything There Is to Know?
He and his friends prayed to the LORD because they knew only He could tell Daniel what he needed to know. He was able to tell the King his dream correctly and give the meaning. All the dream has come true, even though it was about things that would happen even hundreds of years in the future.

Bible Verse Connection Question

1. What does our Bible Truth have to do with our Bible Verse: **Daniel 2:20-22**: “Blessed be the name of God forever and ever, to whom belong wisdom and might. He changes times and seasons; he removes kings and sets up kings; he gives wisdom to the wise and knowledge to those who have understanding; he reveals deep and hidden things; he knows what is in the darkness, and the light dwells with him.”?
The LORD is the God who knows everything there is to know. He is completely wise. There is nothing that can be hidden from Him. He is the one who gives wisdom to make wise people wise.

Life Application Questions

1. What are some things God’s people can do to show they believe that the LORD Knows Everything There Is to Know? *They go first to Him asking Him for wisdom for how to live their lives; They can trust what He has told them in His Word and by His Spirit are the wisest ways to live because He knows everything there is to know.*
2. Why do God’s people need not fear what will happen in the future because the LORD Knows Everything There Is to Know? *Because not only does He know everything, but He is all powerful. He is always able to bring about His perfectly good plan, for His people’s good and His glory.*
3. How can we become God’s people? *By turning away from our sins and trusting in Jesus as our Savior.*

ACTS Questions

1. What is something we can praise God for because of this Bible Truth?

Praise God for knowing everything there is to know.

2. What are sins we can confess to God because of this Bible Truth?

Confess that even though God knows everything there is to know, and His perfect plans for us and this world reflect that, we still grumble and rebel against Him when things do not go the way we think they should go. We need a Savior!

3. What is something we can thank God for because of this Bible Truth?

Thank God for knowing all of our sin, even before we sinned once, and chose to send Jesus that we might be saved from our sins.

4. What is something we can ask God for because of this Bible Truth?

We can ask God to help us to trust Him and His perfect plans because He knows everything there is to know and always does what is best. We can ask Him to work in our hearts, that we would turn from our sins and from wanting things to go our own way, and trust in Jesus as our Savior and ask God to live out His good plans in us.

The Gospel

1. The LORD Knows Everything There Is to Know. He knows we are all sinners. Is there any hope for us? What is the gospel?

God is the good Creator and King of the world. He made people to worship Him and live by His good laws. But we are all sinners who've rebelled against Him. We all deserve death--God's just, eternal punishment for our sins. How terrible! But God has good news for us. In His great mercy, God sent His Son, Jesus to earth as a man to save sinners. He lived the perfect life that pleases God. (He's the only one who's ever done that!) He offered it up to God His Father as the perfect sacrifice for sins when He suffered and died on the cross. Then, on the third day, Jesus rose from the dead in victory. He had fully paid for the sins of God's people, so they wouldn't have to! Now all who turn away from their sins and trust in Jesus as their Savior will receive forgiveness of sins and eternal life with God. They will be His very own special people who will know Him and enjoy Him forever. We can be God's people, too, if we turn from our sins and trust in Jesus as our own Savior.

Game: Help the Blind Man

Materials

Blindfold

Cane

Bible Truth Questions

Bag/Bowl

Preparing the Game

1. Choose 20+ questions for your game from the Bible Truth Discussion Questions, or make up your own.
2. Write the Bible Truth questions on small thin strips of paper (or make a photocopy of the Bible Truth Discussion Questions and Simply cut them into strips) and put them in the bag/bowl.

Playing the Game

Children form a circle, with "It", a blind man, in the center. The circle moves slowly to the left or to the right at the Blind Man's command. Then, the Blind Man says, "Halt!" Everyone in the circle stands still. The Blind Man then begins walking out towards the circle of children, GENTLY touching his cane out until he touches someone. When he does, the blind man gets to choose a question from the bag for the teacher to read to the class. When they get a correct answer, the blind man gives up his blindfold to the other child who becomes the blind man, while the former blind man joins the circle.

Game continues as number of questions, time, and attention span allow.

Optional TAKING IT TO OTHERS Activity: Quiz Questions

Have the children choose a few of the questions from the game to ask the parents/other children during TAKING IT TO OTHERS time. Help pre-readers by whispering the question in their ear and letting them ask it aloud to the parents/other children. Make sure you read the Bible verse aloud before you ask your questions.

Directions:

1. Write words to song in large print before class.
2. Play the song for the children, helping them follow along on the song sheet.
3. Discuss the song, using a few questions from the discussion sheet. *Don't use them all!*
4. Introduce sign language for key words of your choice from sign language sheet for your song. Use as few or as many as you think the children can learn.
5. Sing and sign the song. Sign language as well as large format lyrics and sheet music are found in the PFI Unit Songbook or online.
6. If desired, play the Song Game.

Optional TAKING IT TO OTHERS Activity: Presenting and Singing the Song

1. Sing and sign the song, encouraging the watching children/parents to join in.
2. Ask the class some of the questions listed below. The Bible Truth Connection Question is particularly good to help them understand how the song ties in with the Bible Truth.

Immortal, Invisible

Immortal, invisible, God only wise,
In light inaccessible,
Hid from our eyes,
Most blessed, most glorious,
The Ancient of Days,
Almighty, victorious,
Thy great name we praise.

Listen to it on PFI ESV Songs 4, Track 23

Understanding the Song

1. Who is Immortal, Invisible, God only wise? *The LORD.*
2. What does "immortal" mean? *Not mortal--will never die.*
3. What does "invisible" mean? Why is God invisible? *Cannot be seen. He is invisible because He is only spirit—He doesn't have a physical body like we do.*
4. If Jesus is God, why isn't He invisible? *Because He took on a human body when He lived on earth. He is completely man and completely God.*
5. What does "wise" mean? *To know and to act according to God's perfectly good & loving ways.*
6. What does it mean that God is "only wise?" *Never makes a bad decision. He always knows the right thing to do and always does what is perfectly good and loving.*
7. What does "in light inaccessible hid from our eyes" mean? *God is a spirit, surrounded with the incredible bright light of His glory. But He, in all His glory, is inaccessible (something we cannot see or get to) here on earth because we are sinful people. We cannot stand in His perfectly holy presence.*
8. Who is the "Ancient of Days" and what does that mean? *The LORD is. To be ancient means to have been alive a long time ago. The LORD has always lived. There was never a time when the LORD did not live. He lived even before there were days. So He is called the Ancient of Days.*
9. What does it mean that the LORD is "most blessed, most glorious...almighty, victorious?" *He is the very best of everything there is, He is completely, purely holy, He is all powerful, His good plans will always win over evil.*

Bible Truth Connection Question

1. How does this song relate to our Bible Truth: **The LORD Knows Everything There Is to Know?**
The LORD is the Ancient of Days—He has always lived. He has always known what has happened, everywhere in the whole universe and beyond.. He is Immortal—He will never die, but always live to know everything. He is only wise—He always knows what is best and always does what is best. Because He is almighty and victorious, everything in the past, present and future always will be the working out of His perfect will.

Story Connection

1. How does this song relate to today's story? *While none of the other magi could tell the King what his dream was and what it meant, Daniel could for he worshiped the LORD, the True God. He asked the Lord, who was only wise, who was the ancient of days, who was immortal to tell him what the King's dream was and what was His almighty, victorious plan the dream was telling about.*

Bible Verse Connection Question

1. What does this hymn have to do with our Bible Verse: **Bible Verse: Daniel 2:20-22:** "Blessed be the name of God forever and ever, to whom belong wisdom and might. He changes times and seasons; he removes kings and sets up kings; he gives wisdom to the wise and knowledge to those who have understanding; he reveals deep and hidden things; he knows what is in the darkness, and the light dwells with him."?

Daniel could tell Nebuchadnezzar his dream and it's meaning because the LORD reveals deep and hidden things. He gives wisdom to the wise and knowledge to the discerning. Daniel didn't depend on his own knowledge. He depended upon the LORD's.

Life Application Questions

1. How can God's people be affected by the message of this song? *They can praise God for being without beginning (Ancient of Days) and without end (Immortal). They can ask Him to give them wisdom to live as according to His perfectly good and loving ways. They can trust His good plan for themselves and others, because He really is the God Who Know Everything There Is to Know.*

2. How can we become God's people? *By turning away from our sins and trusting in Jesus as our Savior.*

ACTS Questions

1. What is something we can praise God for from this hymn?

Praise God for being Immortal, Invisible, the God who alone is wise.

2. What are sins we can confess to God from this hymn?

Confess that even those God is God only wise, that we foolishly choose to disobey His good ways. We deserve God's punishment! We need a Savior!!

3. What is something we can thank God for from this hymn? *We can thank God for the wisdom He gives us through His Word, the Bible.*

4. What is something we can ask God for from this hymn?

That God would work in our hearts that we might turn from our sins and trust Jesus as our Savior. Ask Him to give us wisdom and strength to live for Him.

Gospel Question

1. God is most glorious, all wise, worthy of all our worship. But, people have not worshiped Him as He deserves. They deserve His punishment! Is there any hope? What's the gospel?

God is the good Creator and King of the world. He made people to worship Him and live by His good laws. But we are all sinners who've rebelled against Him. We all deserve death--God's just, eternal punishment for our sins. How terrible! But God has good news for us. In His great mercy, God sent His Son, Jesus to earth as a man to save sinners. He lived the perfect life that pleases God. (He's the only one who's ever done that!) He offered it up to God His Father as the perfect sacrifice for sins when He suffered and died on the cross. Then, on the third day, Jesus rose from the dead in victory. He had fully paid for the sins of God's people, so they wouldn't have to! Now all who turn away from their sins and trust in Jesus as their Savior will receive forgiveness of sins and eternal life with God. They will be His very own special people who will know Him and enjoy Him forever. We can be God's people, too, if we turn from our sins and trust in Jesus as our own Savior.

Song Game: Big Voice, Little Voice

Materials

Song

Sign language signs used in the song printed out onto little cards

Blindfold

Preparing the Game

None.

Playing the Game

1. Practice the song and signs until the children know them well. Then tell them: "Children, we are going to hide a sign language sign and see if one of you can find it... with a little help from the rest of us!"
2. Choose someone to be "It" and blindfold them. Choose another child to hide one of the sign language cards. When it's hidden, "It" can remove the blindfold and begin to look.
3. The rest of the children will sing the song in a louder voice when "It" gets closer to the hidden sign and quieter when "It" gets further from the sign.
4. When "It" finds the hidden clue, another "It" is chosen and play begins again.

Game continues as number of questions, time, and attention span allow.

choose a FEW questions for discussion, then choose the game and/or music activity

Meditation Version: Daniel 2:20-22

"Blessed be the name of God forever and ever, to whom belong wisdom and might. He changes times and seasons; he removes kings and sets up kings; he gives wisdom to the wise and knowledge to those who have understanding; he reveals deep and hidden things; he knows what is in the darkness, and the light dwells with him."

Alternate Memory Version: Daniel 2:20,21

"Blessed be the name of God forever and ever, to whom belong wisdom and might...he gives wisdom to the wise and knowledge to those who have understanding; he reveals deep and hidden things; he knows what is in the darkness, and the light dwells with him."

Understanding the Bible Verse

1. What does it mean for the name of God to be blessed? What two things about God is He especially being blessed for being? *"Name" doesn't just mean what you call someone. It also means what someone it like. To be blessed is another way of saying that we praise God for what He is like. God's wisdom and power are especially being praised in these verses.*
2. What is God's wisdom like? *He always knows what is best and always acts according to His perfectly good and loving ways. He also knows everything there is to know about everything He has made. He even knows all of the past, present and future.*
3. What is God's power like? *He is more powerful than anyone else. He only uses His power in wise ways—to act according to perfectly good and loving ways. He changes times and seasons. He is in control of kings coming into power and losing their power to rule.*
4. What does it mean to be wise? What is always the wise thing to do? *To know and do the right thing in any situation. To act according to God's perfectly good and loving ways.*
5. What are deep and hidden things? *Not things that are deep and hidden in a hole. Deep things also means really important things. Hidden things are things that are hard—or even impossible—for humans to know or understand, unless God tells them, such as the future.*
6. What does it mean that God knows what "is in the darkness" and that "light dwells with him?" *It doesn't mean that He can see in the dark (although He can) or that He is surrounded by light (although He is). It means that things people think no one can know (like secret things they think or do), or things that people can't know (like the future), God knows. His knowledge of all things is like how turning a light on in a dark room let's you know what is in it—nothing can be kept away from God's knowledge of it.*

Bible Truth Connection Question

1. What does this verse have to do with the **Bible Truth: The LORD Knows Everything There Is to Know?** *The Lord is the God who knows everything there is to know. He is completely wise. There is nothing that can be hidden from Him. He is the one who gives wisdom to make wise people wise.*

Story Connection Questions

1. How did the LORD show that He gives wisdom to the wise? How did He show that He is the one who removes and establishes kings? *The LORD revealed to Daniel the deep and hidden dream of King Nebuchadnezzar; and through his dream, the future kingdoms leading up to Jesus' return. He gave Nebuchadnezzar a dream about his kingdom and the kingdoms to come that was completely true, thousands of years before it all happened.*

Life Application Questions

1. How can God's people apply this verse to their lives? *They can trust that God is always doing what is best in His plans because He alone knows all things and always acts according to His perfectly good and loving ways. They can ask Him to give them the wisdom they need to be discerning in what they do.*
2. How can we become God's people? *By turning away from our sins and trusting in Jesus as our Savior.*

ACTS Questions

1. What is something we can praise God for from this Bible verse?

Praise God for being all wise and powerful.

2. What is something we can confess to God from this Bible verse? *Many times we choose to disobey God even though we know He is all wise and always knows what is best. We deserve His punishment! We need a Savior!*

3. What is something we can thank God for from this Bible Verse?

We can thank God for the wisdom He gives to His people to make them wise.

4. What is something we can ask God for from this Bible Verse?

We can ask God to work in our hearts that we would want to turn away from disobeying Him and trust in this wonderful Jesus as our own Savior. We can ask Him to work in our hearts and give us wisdom to live for Him.

Gospel Question

1. God's plan to save His people through His Son Jesus is God's greatest display of His wisdom and power. Can you tell me God's plan of salvation? What is the gospel?

God is the good Creator and King of the world. He made people to worship Him and live by His good laws. But we are all sinners who've rebelled against Him. We all deserve death--God's just, eternal punishment for our sins. How terrible! But God has good news for us. In His great mercy, God sent His Son, Jesus to earth as a man to save sinners. He lived the perfect life that pleases God. (He's the only one who's ever done that!) He offered it up to God His Father as the perfect sacrifice for sins when He suffered and died on the cross. Then, on the third day, Jesus rose from the dead in victory. He had fully paid for the sins of God's people, so they wouldn't have to! Now all who turn away from their sins and trust in Jesus as their Savior will receive forgiveness of sins and eternal life with God. They will be His very own special people who will know Him and enjoy Him forever. We can be God's people, too, if we turn from our sins and trust in Jesus as our own Savior.

Game: Jump for Joy

Materials

Bible verse written up in large print so that all can see

A very long rope or jump rope

Preparing the Game

None.

Learning the Verse

Some or all of your children may be non- or early readers. Teach the verse in sections, having them say it after you. Repeat a few times. Add clapping or other movement as they say it.

Directions

1. If desired, lead the children in a discussion of a **FEW** of the most important questions before beginning game.
2. Explain the game to them as follows:
Have the children form a line. Have two people be the Rope Turners for the jump rope. While the entire group recites the verse, have the children take turns trying to jump through the whole verse without stopping. For children adept at jumping rope, you can even have them try running in and jumping, jumping with a partner, etc. or other variations the children come up with.

Game continues until all children get to jump, or as time and attention span allow.

Optional TAKING IT TO OTHERS Activity: Quiz Questions

Have the children choose a few of the questions from the game to ask the parents/other children during TAKING IT TO OTHERS time. Help pre-readers by whispering the question in their ear and letting them ask it aloud to the parents/other children. Make sure you read the Bible verse aloud before you ask your questions.

Directions:

1. Write words to song in large print before class.
2. Play the song for the children, helping them follow along on the song sheet.
3. Discuss the song, using a few questions from the discussion sheet. *Don't use them all!*
4. Introduce sign language for key words of your choice from sign language sheet for your song. Use as few or as many as you think the children can learn.
5. Sing and sign the song. Sign language as well as large format lyrics and sheet music are found in the PFI Unit Songbook or online.
6. If desired, play the Song Game.

Optional TAKING IT TO OTHERS Activity: Presenting and Singing the Song

1. Sing and sign the song, encouraging the watching children/parents to join in.
2. Ask the class some of the questions listed below. The Bible Truth Connection Question is particularly good to help them understand how the song ties in with the Bible Truth.

Blessed Be the Name of God

Listen to it on PFI ESV Songs 4, Track 24

Refrain

Blessed be the name of God forever and ever,
 Blessed be the name of God forever and ever,
 Blessed be the name of God forever and ever,
 To whom belong wisdom and might, To whom belong wisdom and
 might.

He changes times and seasons; He gives wisdom to the wise,
 He reveals deep and hidden things; He knows what in the darkness lies,
 And the light dwells with him, And the light dwells with him,
 To you, O God of my fathers, To you, O God of my fathers,
 I give thanks and praise, I give thanks and praise. *Refrain*

Daniel Chapter Two, verses twenty through twenty-three.

Song Game: Sign It, Say It, What Does It Mean?

Materials

Sign Language signs used in song, particularly choose words with important meanings you want the children to learn, such as "grace", "redeem", etc.

Bag or bowl

Preparing the Game

1. Cut out signs and put in bowl.

Playing the Game

1. Practice the song and signs until the children know them well. Then put all the signs we've learned in this bag/ bowl and mix them up.
2. Ask one of the children to choose a sign, but not show it to anyone...but you, if they need some help.
3. Ask the child to do the sign for the rest of the children and see if the other children can guess which one it is. Do the sign with the child, if desired.
4. When the children guess the sign, ask them the meaning of the word. If no one guesses the sign, put it back in the bowl to be picked again.
5. Choose another child to pick a new sign from the bag and continue.

NOTE: You might want to sing the song after you do each word or couple of words.

Game continues as number of questions, time, and attention span allow.

STORY REVIEW

Directions: Read and discuss Bible Truth, using a FEW of the questions. Play game. Feel free to modify the game to fit your children.

General Story Questions

1. Why was the King so upset with his magi? *Because they could not tell him his dream without him telling them.*
2. What did he order the soldiers to do to the magi? *To have them all arrested, killed and their houses destroyed.*
3. What did Belshazzar ask to do before being arrested? *To speak to the king before being arrested.*
4. Why did Belshazzar think he could tell the King the dream when the other magi could not? *Because he would ask the Lord, who really did know everything, unlike the magi who only worshiped idols.*
5. What did Belshazzar have his three friends do? Why was this important? *Because the Lord delights to answer the prayers of His people; and they knew Belshazzar could never know the King's dream and its meaning unless the Lord revealed it to him.*
6. What did Belshazzar tell the king he saw in his dream? *He told him that the different materials represented kingdoms from the king's kingdom down through time to God's kingdom that Jesus brought and will last forever.*
7. What did each of the different parts of the statue stand for? *Great kingdoms that would come over the history of the world.*
8. What was the rock and how was it different from the other kingdoms? *It stood for a kingdom that was not made by man. It would last forever. It is the kingdom of God that Jesus will bring when He comes back.*
9. Who did Belshazzar say gave him the dream and its meaning? *The LORD.*
10. What did the King confess about the LORD after he heard Belshazzar's tell his dream and its meaning? *That He was the God of Gods and the Lord over all kings.*
11. How did the King reward Belshazzar and his friends? *Gave them all high positions in his government and gave Belshazzar many gifts.*

Bible Truth Connection Questions

1. What does this story have to do with our **Bible Truth: God Gave Us a Heart to Know and Love Him?** *How did Belshazzar show that he knew that the LORD knows everything there is to know? He did not panic, but asked for time to pray to the Lord to give him the meaning of the dream. He testified to the King that it was the Lord, not his own power that gave him the dream and its meaning.*

Life Application Questions

1. What is a time when God's people can be comforted by knowing that the Lord knows everything to know? *When they are worried about the future and what might happen to them or someone they love.*
2. How can we become God's people? *By turning away from our sins and trusting in Jesus as our Savior.*

Bible Verse Connection Question

1. What does the story have to do with our **Bible Verse: Daniel 2:20-22** "Blessed be the name of God forever and ever, to whom belong wisdom and might. He changes times and seasons; he removes kings and sets up kings; he gives wisdom to the wise and knowledge to those who have understanding; he reveals deep and hidden things; he knows what is in the darkness, and the light dwells with him.?"
These are the words that Daniel spoke when the LORD revealed to him the dream and its meaning. This is exactly what the LORD did.

ACTS Questions

1. What's something we can praise God for from this story?
Praise being the God who reveals deep and hidden things, like the King's dream to Daniel.
2. What's something we can confess from this story?
Confess that we may have sins we try to hide from others, but that God knows them all. We deserve His punishment! We need a Savior!
3. What's something we can thank God for from this story? *We can thank God for the wisdom He gives His people to live for Him.*
4. What is something we can ask God for, from this story?
We can ask God to work in our hearts, helping us to turn away from our sins and trust Jesus as our own Savior. We can ask Him to give us wisdom to know Him and live lives that please Him.

The Gospel

1. Daniel praised God for His great power and wisdom. God's plan to save His people through His Son Jesus is God's greatest display of His wisdom and power. Can you tell me God's plan of salvation? What is the gospel?

God is the good Creator and King of the world. He made people to worship Him and live by His good laws. But we are all sinners who've rebelled against Him. We all deserve death--God's just, eternal punishment for our sins. How terrible! But God has good news for us. In His great mercy, God sent His Son, Jesus to earth as a man to save sinners. He lived the perfect life that pleases God. (He's the only one who's ever done that!) He offered it up to God His Father as the perfect sacrifice for sins when He suffered and died on the cross. Then, on the third day, Jesus rose from the dead in victory. He had fully paid for the sins of God's people, so they wouldn't have to! Now all who turn away from their sins and trust in Jesus as their Savior will receive forgiveness of sins and eternal life with God. They will be His very own special people who will know Him and enjoy Him forever. We can be God's people, too, if we turn from our sins and trust in Jesus as our own Savior.

Game: Spin the Light

Materials

Flashlight

Paper and Marker

Story Review Questions

Preparing the Game

1. Choose 20+ questions for your game from the Story Review Discussion Questions, or make up your own.

Playing the Game

Divide the children into two teams. Have them sit in a close circle, alternating Team A and Team B players. Have the children sit in a circle. Put the light in the Middle of the circle. Spin the light. Whoever the light points to, answers the question. If it points to a Team A player and he gets it right on his own, it is worth 2 points for his team. If he needs help from another team member, then it is worth 1 point. The question goes to the Team B player on his right for a possible 1 point if the Team A player fails to answer correctly.

Game continues until all children get to toss the Frisbee, or as number of questions, time, and attention span allow.

Non-competitive Option

Don't split into teams. Have the children sit in a circle and spin the light, asking whoever it points to a question. If desired, you can let each child choose another child to help them answer the question.

Optional TAKING IT TO OTHERS Activity: Quiz Questions

Have the children choose a few of the questions from the game to ask the parents/other children during TAKING IT TO OTHERS time. Help pre-readers by whispering the question in their ear and letting them ask it aloud to the parents/other children.

CASE REPLAY ACTIVITIES

Use this guide to review the Case Story and act it out for others to enjoy!

CASE REPLAY, JR: YOUNGEST CHILDREN

Description: The children will act out the story together, everyone doing the same action/sound effect at the same time. This activity is most suitable for kindergarteners.

Materials

The Case RePlay, Jr. script for younger children

Preparation

1. Read through the script and write in the blanks along the side possible actions/sound effects the children could do to act it out.

Instructions

1. Tell the children that they will be re-enacting the story together as you tell it.
2. As you read the script, lead the children in actions/sound effects to do with you.
3. If desired, you can read the script and stop at certain sentences and ask them what a good action/sound effect would be to act out what you just read.
4. Repeat the re-enactment one or two times more.

CASE REPLAY, SR: OLDER CHILDREN

Description: The children act out the story as a three-scene play. You will narrate it using the Case RePlay, Sr. script and they will act it out (no spoken words, for the most part), with each child assuming a different character's role. This activity is most suitable for first grade and up. You will review the story, then practice it a few times before performing it for others.

Materials

The Case RePlay, Sr. script
White board or other large format paper
Costumes and props

Preparation

1. Prepare for the play by choosing costumes and props for each character in the story. Decorate the area with any scenery props.
2. Write the words "Beginning," "Middle," "End" on a large piece of paper/whiteboard with plenty of space under each heading. You will use this paper to help the children think about the story as a three-scene play, as it is presented in the script.

Instructions

1. Tell the children that they will get to act out the story as a three-scene play, with a beginning, Middle and end section. Tell them that before they can act it out, they need to think it out. as you narrate it with your script.
2. Take the children's answers as they recount the story, helping them put key incidents in the right order.
3. If desired, when they have filled in their Beginning, Middle, End, read through your whole (real) script, so they hear exactly what you will have them act out.
4. Then tell the children that it's time to practice acting out the story.
5. Assign parts to each child. If you are using costumes, do NOT give them out at this point. They will be a distraction.
6. Have all the children sit on the floor or in chairs on one side of the "stage," then call the characters up in place as their part in the story comes.
7. As you read the script, guide the children in where you want them to move or do to act it out.
8. After going through the whole script once, give out any costumes and props and act out the script once or twice more.

Optional TAKING IT TO OTHERS Activity: Re-enacting the Story

Read the script as the children act out together (younger) or assuming different roles (older) as the other children or the parents watch.

CASE REPLAY, JR--YOUNGER KIDS (KINDERGARTEN) P.2

Welcome to our play! The name of our story is called: The Case of the Impossible Answer.

This is an Old Testament story. It takes place about 600 years before Jesus lived on earth.

And now we present: "The Case of the Impossible Answer."

Actions:

Scene 1:

In his throne room, the King of Babylon ordered his soldiers to bind his magi with ropes and take them all to prison. They are to be cut in pieces and their houses turned into rubble. Arioch and his soldiers go to Belteshazzar's house to arrest him and Hananiah, Mishael and Azariah, who are also magi.

Scene 2:

Belteshazzar asks why they must be arrested. Arioch tells him about the King's dream and his demand that the magi tell him the dream and interpret it without his telling them anything. When the magi tell him that they can't give him an interpretation without hearing the dream first, the King orders them arrested and cut to pieces, etc. Belteshazzar talks Arioch into letting him talk to the king before they are arrested. Arioch does not arrest them, but lets Belteshazzar talk to the king. The king gives Belteshazzar time to tell him the dream and its meaning.

Scene 3

Belteshazzar has his three friends pray to the LORD to spare them by telling him the dream and its meaning. The LORD tells him the dream and its meaning in a vision that night. Belteshazzar praises the LORD for knowing all things and telling him the king's dream. Belteshazzar tells the King his dream and its meaning. He explains that the different parts of the huge statue are kingdoms that will rise and fall, with the gold one at the top, the King's own kingdom. The very last one will be the kingdom that never ends. When the King hears what Belteshazzar has to say, he bows before him and then he confesses that the LORD truly is the God of all Gods and the LORD of all. Belteshazzar was given many lavish gifts and he and his three friends are given high positions in the King's kingdom as a reward.

Bible Truth Tie-In:

The Bible Truth we are learning is: **The LORD Knows Everything There Is to Know.** Daniel was able to tell the King his dream and its meaning because he worshiped the LORD, the God who truly did know everything—even thoughts hidden in the heart, even the future.

CASE REPLAY, SR--OLDER KIDS (1ST GRADE AND UP) P.3

Welcome to our play! The name of our story is called: The Case of the Impossible Answer.

This is an Old Testament story. It takes place about 600 years before Jesus lived on earth.

The characters in our story are: King Nebuchadnezzar, Magi, Arioch and other soldiers, Belteshazzar, Hananiah, Mishael, Azariah

And now we present: "The Case of the Impossible Answer."

Scene 1: (Beginning)

In his throne room, the King of Babylon ordered his soldiers to bind his magi with ropes and take them all to prison. They are to be cut in pieces and their houses turned into rubble. Arioch and his soldiers go to Belteshazzar's house to arrest him and Hananiah, Mishael and Azariah, who are also magi.

Scene 2: (Middle)

Belteshazzar asks why they must be arrested. Arioch tells him about the King's dream and his demand that the magi tell him the dream and interpret it without his telling them anything. When the magi tell him that they can't give him an interpretation without hearing the dream first, the King orders them arrested and cut to pieces, etc. Belteshazzar talks Arioch into letting him talk to the king before they are arrested. Arioch does not arrest them, but lets Belteshazzar talk to the king. The king gives Belteshazzar time to tell him the dream and its meaning.

Scene 3: (End)

Belteshazzar has his three friends pray to the LORD to spare them by telling him the dream and its meaning. The LORD tells him the dream and its meaning in a vision that night. Belteshazzar praises the LORD for knowing all things and telling him the king's dream. Belteshazzar tells the King his dream and its meaning. He explains that the different parts of the huge statue are kingdoms that will rise and fall, with the gold one at the top, the King's own kingdom. The very last one will be the kingdom that never ends. When the King hears what Belteshazzar has to say, he bows before him and then he confesses that the LORD truly is the God of all Gods and the LORD of all. Belteshazzar was given many lavish gifts and he and his three friends are given high positions in the King's kingdom as a reward.

Bible Truth Tie-In:

The Bible Truth we are learning is: **The LORD Knows Everything There Is to Know.** Daniel was able to tell the King his dream and its meaning because he worshiped the LORD, the God who truly did know everything—even thoughts hidden in the heart, even the future.

Magi

Description

Children will make a magi's fine tunic out of fabric and optional magi's hat.

Materials

2 yards of cheap, plain-colored fabric per child, preferably a royal blue, purple, gold, etc.

Glue gun and glue sticks

Craft Jewels, sequins, trims, rich rack, glitter glue, fabric paint, etc

Craft Glue

Optional Magi's Hat:

1 head-sized ice cream tub or cut-off bottom half of a 1 gallon water/milk container

Gold spray paint

More craft jewels, etc.

Preparing the Craft

1. Fold fabric and cut out the belt and tunic shape from the 2 yard lengths of fabric as shown in Figure #1.
2. If desired, seam together the loose sides of the tunic with glue gun glue.
3. Optional Hat: Spray paint outside of each tub/water container with gold spray paint.

Making the Craft

1. Show the sample of the craft you have made.
2. Have children decorate their tunics and optional hats with the decorations, using the craft glue.
3. When dry, the children can put on their tunics and tie with belt.

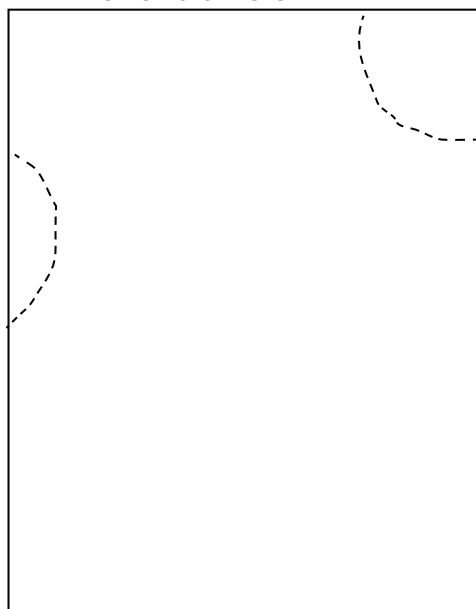
Making a Bible Truth Connection

Once the children have settled into their craft, use the Bible Truth- Craft Connection Sheet to lead discussion about the craft. Note that most of these questions echo the questions on the case board, providing a review of what the children learned earlier.

Optional TAKING IT TO OTHERS Activity: Craft Presentation

If you are presenting the craft to other children or parents the children can hold up their crafts (or your model craft) and read their Bible Truth Connection answers to explain the importance of the craft.

One Fold Here



One Fold Here

Figure #1

Fold fabric long-wise
then fold fabric cross-wise
so that there is a fold both on the top
and on one side of the fabric.
Cut along dashed lines to make
neck and arm holes.

CASE CRAFT**Discussion Guide****Instructions:**

As the children are settled into making their craft, ask them these questions to help them understand the craft's significance. Use the answers provided to guide the children's answers.

Discussion Questions

1. Where did our story take place?

In Babylon.

2. Who had a dream and what did he want the magi to do? *King Nebuchadnezzar had a dream and he wanted the magi to tell him the dream and its meaning without him first telling them the dream.*

3. What did the king threaten to do to the magi?
Have them arrested and killed.

4. What is the Bible Truth that we are learning?
The LORD Knows Everything There Is to Know.

5. What does our craft have to do with our Bible Truth: The LORD Knows Everything There Is to Know?
Daniel could tell King Nebuchadnezzar about his dream because the LORD who knows everything there is to know told him the dream and its meaning.

6. What can this craft help us remember?
That there is nothing that is hidden from God. He knows everything that has happened, that is happening and that will happen.

TAKING IT TO OTHERS**Craft Presentation****Instructions:**

Have children hold up your model craft/their crafts. Choose five children (or you say) the five sections below to explain the craft's importance.

Presentation:

1. Our craft is: The Magi.

2. In Babylon, King Nebuchadnezzar ordered his soldiers to arrest and kill the Magi because none of them could tell him his dream and its meaning without him telling them his dream first.

3. Bible Truth 4 is: The LORD Knows Everything There Is to Know.

4. Daniel could tell King Nebuchadnezzar about his dream because the LORD who knows everything there is to know told him the dream and its meaning.

5. Our craft can help us remember that there is nothing that is hidden from God. He knows everything that has happened, that is happening and that will happen.

Note: Even non-readers can participate in presenting the craft, if you will whisper what they are to say in their ear and let them say it aloud for the others to hear.

BEFORE CLASS:**1. PICK YOUR PERSON**

VIPPs can be anyone in your church! Typically, they fall into 6 categories: Church staff, Elders, Deacons/deaconesses, Special Volunteers (people who aren't paid, but spend a lot of time helping out in particular ways), Supported Workers (aka missionaries), and Church Members.

2. GATHER YOUR FACTS

Use the VIPP Information Sheet to write down the facts about your VIPP. The information on this worksheet is used in the VIPP activities, listed in the "Choose an Activity" section below.

DURING THE ACTIVITY:**1. INTRODUCE YOUR VIPP**

Introduce your VIPP to the children, using the VIPP Information Sheet. Fill in a set of VIPP Clue Cards with the information for your VIPP. If desired, you can even have the actual person come into class for the children to meet.

Need help describing what someone does for the church in a kid-friendly way? Check out the list of common VIPPs on the Praise Factory website in the PFI resources. There are lots of kid-friendly descriptions for common VIPP's, such as pastors, elders, deacons and a lot more.

2. PRAY!

Lead the children in praying for the VIPP. Ask the children if they would like to pray for one of the VIPPs prayer requests. Even non-readers can pray for the VIPP if you whisper the prayer request in their ear, then let them say it aloud. Never force a child to pray!

3. CHOOSE AN ACTIVITY

There are two activities you can use to help the children learn about the VIPP:

VIPP Clue Cards: These are nine coloring sheets in which children fill in the nine things they learn about the VIPP from the VIPP Information Sheet. Photocopy a set of each child. Use as few or as many of these Clue Cards as you desire.

VIPP Game: This is a game that uses a set of Clue Cards for one or two VIPPs.

Choose a VIPP and fill in his/her information on the VIPP Information Sheet. Fill in a set of VIPP Clue Cards with the information for your VIPP. Tell the children about the VIPP, having them fill in the VIPP Clue Cards with the key facts as they learn them. Write any words the children need to write on a white-board or other piece of paper so they can see how to spell them. Help younger children write these words on their clue cards. Ideas for how to tell the children about many common VIPPs are listed at praisefactory.org with the resources for this Bible Truth.

Optional TAKING IT TO OTHERS Activity: Introduce and Pray for the VIPP

If you are presenting the VIPP to other children or parents you can assign children to hold up the 10 clue cards and say what each card tells about the VIPP. (Or, you can have the children hold them up as you tell what each one means.) Then lead the children in praying for the VIPP.

Game: Hit the Wall

Materials

- Information Sheet for one VIPP
- 2 Set of Clue Cards
- 8 8.5" x 11" Manila Envelopes
- Nerf Ball or other soft ball for indoor use

Preparing the Game

1. Fill in one set of clue sheets for the VIPP you are using.
2. Tape the other (blank) set of Clue Cards to the outside of the manila envelopes.
3. Put the filled-in clue cards in the corresponding envelope.
4. Tape the envelopes to the wall.

Playing the Game

Reveal, then Review Version:

Reveal: Tell the children about the VIPP, showing them your filled-in clue cards as you tell about them.

Review: Have the children take turns trying to hit an envelope with the ball. The teacher (or the child) tells the Clue Card category. The other children try to remember what the VIPP's answer was. Open it up and see if they got it right. If they did, the Clue Card is retired. If not, it can be added back into the Clue Cards to be aimed at.

VIPP INFORMATION SHEET

VIPP NAME:

WHAT VIPP LOOKS LIKE

Man or Woman? _____

Hair color? _____

Eye color? _____

FAVORITE ANIMAL

FAVORITE FOOD

FAVORITE FREE TIME ACTIVITY

WHAT VIPP DOES DURING WEEK

VIPP GROUP OF SERVICE:

- | | |
|-------------------|----------------------------------|
| Church Member | Deacon |
| Elder | Church Staff |
| Special Volunteer | Supported Worker (Missionary) |

3 WAYS VIPP SERVES CHURCH

3 WAYS TO PRAY FOR THE VIPP

BIBLE TRUTH 5, LESSON 2: PLANNER/OVERVIEW

GETTING STARTED: Welcome and Opening Songs (*introduce unit and get kids moving with these songs*)

Welcome to Praise Factory: PFI: Praise Factory Investigators Theme Song *PFI ESV Songs 4, Track 1*

Rules to Help Us Worship God and Love One Another: WoGoLOA Classroom Rules Song
PFI ESV Songs 4, Track 2

Big Question Under Investigation: Big Question 4 Songs *PFI ESV Songs 4, Tracks 3,4*
Extra Song: Inspector Graff's Rap: The ABC's of God PFI ESV Songs 4, Track 5

Big Question Bible Verse: 1 Kings 8:23 In Heaven Above Song *PFI ESV Songs 4, Track 6*
Extra Unit 4 Bible Verse: In Heaven Above 1 Kings 8:23, ESV (short version) PFI ESV Songs 4, Track 7
Extra Unit 4 Bible Verse: In Heaven Above or Earth Beneath 1 Kings 8:23, ESV (other version) PFI ESV Songs 4, Track 8
Extra Unit 4 Bible Verse: O, O LORD 1 Kings 8:23, ESV (other version) PFI ESV Songs 4, Track 9
Extra Unit 4 Bible Verse: I Am God Deuteronomy 32:3-4, HSCB, PFI ESV Songs 4, Track 10

DIGGING DEEP DOWN: Key Concept and Story (*introduce the Bible Truth and tell the related story*)

Bible Truth 5: The LORD Knows Everything There Is to Know

Bible Truth Hymn: Immortal, Invisible *PFI ESV Songs 4, Track 23*

Bible Verse: Daniel 2:20-22

Bible Verse Song: Blessed Be the Name of God *PFI ESV Songs 4, Track 24*

Extra Bible Verse Song: May the Name of God Be Praised: Daniel 2:20-22, HCSB PFI ESV Songs 4, Track 25

Lesson 2 Story of the Saints: The Case of the Million Mile Man

TAKING ACTION: Response Activities (*choose from among these activities*)

Snack and Discussion Planner: Sheldon in a Log

ACTS Prayer: Prayer Sheet

Bible Truth Review: Discussion Questions and Game: Squirrel and Nut

Bible Truth Hymn: Immortal, Invisible *PFI ESV Songs 4, Track 23*

Song, Sign Language and Song Game: Pass the Secret Sign **PFI ESV Songs 4 BOOK or ONLINE**

Bible Verse Review: Daniel 2:20-22 Discussion Sheet and Game: Protectors

Bible Verse Song: Blessed Be the Name of God *PFI ESV Songs 4, Track 24*

Song, Sign Language and Song Game: Mimic Me! **PFI ESV Songs 4 BOOK or ONLINE**

Story Review: Discussion Questions and Game: Stepping Stones

Case RePlay, Jr: Drama Activity for Youngest Children (children do same story actions together)

Case RePlay, Sr: Drama Activity for Most Children (children re-tell story with individual parts)

Craft: Native Americans

VIPP (Very Important Prayer Person) Prayer Time: Coloring Sheets (back of book) and Game: Beanbag Toss In

TAKING IT HOME: Take Home Sheet for Review and Family Devotions

PFI Pronto: Bible Truth 5, Lesson 2 **PFI ESV Prontos 4 BOOK or ONLINE**

The Case of the Million Mile Man

by Connie Dever

Our story is called:**The Case of the Million Mile Man.****As you listen to the story, see if you can figure out:**

1. Who was the Million Mile Man? Why was it so surprising he traveled so much?
2. Who was sure that he couldn't do this? Why did he know that he could?

This story doesn't take place in Bible times. It starts in 1837, in Esperance, New York...in the middle of a fire!

Giant flames of fire and great billows of smoke engulfed a little log house and the land around it. Out of the hot flames, a man and his wife ran for their lives, clutching their only child—a three year old little boy.

When they were a safe distance away, the parents bowed their heads and thanked God: "Lord, we thank You for saving our little boy, Sheldon, from dying in a fire two times! You saved when he rolled into the fireplace and caught on fire as a tiny baby. And now today, You have saved him from being killed in this terrible fire," they prayed. "You are the great God who knows all things. Surely You have saved his life two times because of some great purpose You have for him. So right now, we dedicate him to You to use him one day to tell others in faraway places about Your Son, Jesus. Give us wisdom to know how to raise him best for Your purposes. Guide him so he might know what Your will is," they asked God. And from then on, Sheldon and his parents never forgot that prayer.

Sheldon grew up much like all the other little boys in the farmlands of New York. He chopped wood, hoed the crops in the fields, milked cows, and had fun playing in the streams and woods. But always in the back of his mind, Sheldon thought of the special calling the Lord had for him. He knew God was the God who knows everything there is to know, so he would pray,

"Lord, even though I do not know what faraway people You are preparing me for, You do. Guide me so that I might know what Your will is. Teach me more and more about You and Your Word. Prepare me for what You have planned for me, whatever it might be," Sheldon prayed.

Every Sunday, Sheldon and his parents would ride in their wagon many long miles over bumpy, dirt

roads. Nothing would keep them away, not even the feet of snow and the bitter winds that swept over New York in the long winters. They would put the ax and shovel in their sleigh, pack plenty of food, place heated soapstone rocks on their laps, bundle up in thick, buffalo robes and set off at dawn for the three-hour-long journey to church. As they rode along, they often told over and again tales from faraway places like Siam in East Asia, and of men who did great things for God.

As Sheldon grew up, he wasn't satisfied to just hear stories of the great things others did for the Lord. He wanted to do them himself. So he went off to school to get special training to be ready to go to the faraway place the Lord was preparing for him. He studied as hard as he could. And as he studied, his heart filled up with a love for the people of Siam. Sheldon knew God was the God who knows everything there is to know. Perhaps God had put this love in Sheldon's heart to prepare him to go there.

So Sheldon would pray, "Lord, even though I do not know which faraway people You are preparing me for, You do, for You are the God who knows everything there is to know. Guide me so that I might know what Your will is. Help me to learn all I can so that I will be the best missionary I can be. Teach me more and more about You and Your Word. Prepare me for what You have for me, whatever it might be. And, Lord, if it be Your will, let it be Siam."

Finally, Sheldon finished school and sent in his application for work in Siam with the Foreign Mission Board. Eagerly, he waited and waited for their reply. At last one day it came. Trembling with excitement, Sheldon

Story-telling Tips

Ahead of time:

1. Read the Bible verses and story. Pray!
2. Create story cue cards on index cards (or highlight text).
3. Practice telling story dramatically, timing your presentation. Shorten, if necessary to fit your allotted time.
4. Decorate area with story props that help bring your story alive.

During your presentation:

1. Maintain as much eye contact as possible as you tell the story. Point to/use props at important points in the story. Include the kids in your story with a few questions about what they think will happen or words/concepts that might be new to them.
2. Watch the kids for signs that their attention span has been reached. Shorten, if necessary.

opened up the letter and read:

Dear Sir,

You are a fine man, well trained and godly. However, you are barely 5 feet tall—that is just too short. You have weak eyes and many stomach problems. You do not seem strong enough to survive the hardships of Siam. We regret to inform you that your request to go to Siam has been rejected. Thank you for your application and may God bless you in His plans for your life.

Sincerely,

The Foreign Mission Board

Sheldon was in shock! He couldn't believe it! From the time he was only four years old, he had felt sure that God had been preparing him to go to a faraway people. Had he been wrong? He always believed that the Lord was the God who knows everything there is to know. Had God not known the Foreign Mission Board would reject him? There must be some mistake!

"No," thought Sheldon, "the Lord IS the God who knows everything. He knew what the Foreign Mission Board would do. It must not have been His plan for me to go to Siam."

"Lord," he prayed, "now I know that You do not want me to go to Siam. But I still know that there is a faraway people You are preparing me for. Guide me so that I might know what Your will is. Prepare me for what You have for me, whatever it might be, even though it isn't Siam. I know You will show me where You do want me to go."

It was not long before Sheldon received his answer. The LORD did have a faraway people for him to go to, but they were not far away in the east in Siam. They were far away in the Wild West of America. There were thousands and thousands of Native Americans who had never heard about Jesus. There were thousands and thousands of settlers heading west on their wagons with no one to teach them the Bible. This was what the Lord had planned for him to do.

Sheldon Jackson and two of his friends stood high on a bluff, looked West and prayed,

"Lord, you know all things. You know the plans You have. You know about the faraway peoples out there in the West who need to know about You. Lord, help us

to win the West for You!" And with that prayer, Sheldon set out West.

Was Sheldon crazy? The Foreign Mission Board had looked at his application and decided he wasn't fit for Siam, could he really handle the Wild West? Yes, he could! Why? Because the Lord, the God who knows everything there is to know, suited Sheldon Jackson for it perfectly.

This man, who had not been big enough to go to Siam, was just small enough to easily fit inside an Indian teepee and talk to the Indians inside about "The Great Father in the Sky." He was just the right size to curl up in a canoe, or fit on a narrow mountain ledge, or squeeze into a hollow log for the night. He was just the right size for what the Lord wanted him to do.

And this man who the Foreign Mission Board thought too small to face the Siamese people, God made courageous enough to ride into dangerous Indian territory with little more than a Bible in his horse's saddlebag and a shotgun resting on his lap (just in case), and stand up to Indians trying to scalp him. He made Sheldon was brave enough to not give into stagecoach robbers pointing twelve revolvers at his head; and even brave enough to leap off of an out-of-control wagon as it tumbled off of a steep mountain cliff!

And this man, who they thought too sickly to survive in Siam, the Lord gave strength to travel almost a million rough and hard miles the next forty years! He traveled by railroad, by stagecoach, by foot, by horse, by mule-train, by ox-cart, and even by reindeer sleigh. And he did in everything from the hot, hot sun in the dry, lifeless deserts of the West to the bitter cold and deep, deep snow of Alaska!

Everywhere Sheldon Jackson went people joked at how little, weak and sickly he looked; but then they were amazed at the great boldness with which he shared about the Lord. What made the difference between the way Sheldon looked and what he did? It was his complete trust in the Lord who was the great God who knew everything there is to know.

Even a little child he had known that the Lord was preparing him for a faraway people. What did he have to worry about when the great God who had planned this for his life was the great God who knows everything

there is to know? Why doubt a God like that? Surely He knew just what He was doing!

Yes, the Lord certainly did! By the time Sheldon Jackson retired from his work, fifty years later, he had started one hundred churches and seen many settlers and Native Americans all over the West come to know Jesus as their Savior.

Cracking the Case:

It's time to answer our Case Questions.

1. Who was the Million Mile Man? Why was it so surprising he traveled so much? Sheldon Jackson. He had health problems that should have kept him from doing them.

2. Who was sure that he couldn't do this? Why did he know that he could? The Foreign Mission Board. If the Lord who knew all things was calling him to be a missionary, then surely he would be able to do whatever was required.

Something For You and Me

Our Bible Truth is:

The LORD Knows Everything There Is to Know

Our Bible Verse is: Daniel 2:20-22

"Blessed be the name of God forever and ever, to whom belong wisdom and might. He changes times and seasons; he removes kings and sets up kings; he gives wisdom to the wise and knowledge to those who have understanding; he reveals deep and hidden things; he knows what is in the darkness, and the light dwells with him."

Many have called Sheldon Jackson the most amazing missionary that America has ever known; yet, he was a smaller, weaker, and sicklier man than most. They thought he didn't look like he would amount to much, but it just goes to show, that it doesn't really matter what other people think. What really matters is what the LORD--the God who knows everything there is to know--thinks.

If Sheldon Jackson was here right now, I'm sure there are two things he would want you and me to know. The first one is the good news of Jesus: that all who turn away from their sins and trust in Jesus as their Savior will be saved.

The second thing Sheldon Jackson would want us to know is: God's people shouldn't worry if others don't think they will amount to much. Let God be the one who decides that! He is the God who knows everything there is to know. He knows what plans He has His people—great plans to do great things for Him!

Like Sheldon Jackson, let's praise the Lord for knowing everything there is to know. And let's ask Him to use us to do great things for Him.. Let's ask Him to help us to trust not in how weak or strong we look, but His perfect knowledge of what He wants us to do.

Close in prayer.

Closing ACTS Prayer

A God, we praise You for being the God who gives power to Your people to do whatever You want them to do...even if it looks impossible to others!

C God, we confess that many times we give up too easily from doing things that seem too hard. We forget that You know all things and can help us do whatever You want us to do.

T God, we thank You for Your amazing plans and Your great strength to bring them about in us. Nothing will ever defeat You!

S God, we ask that You would work in our hearts that we might turn away from our sins and trust in Jesus as our Savior. Give us wisdom to know what You want us to do. Give us strength to do great things for You.

Special Words

Foreign Mission Board: An organization (group of people) who work together to send people to other countries to share the good news of Jesus.

Siam: The old name for the country of Thailand, in East Asia.

ACTS PRAYER ACTIVITY

Use this sheet to write down your ACTS Prayer

Instructions:

Use this sheet to help the children apply the Bible Truth into a prayer. You can use the ACTS provided or even better, have the kids think of their own applications. Also have the children add their personal requests to the prayer, too. Lead the children in the prayer or let them pray sections, with your help. Never force a child to pray! Non-readers can participate by you whispering a section of the prayer into their ear and allowing them to pray it aloud for the group.

ADORATION:

God, we praise You for being.....

Add your own Adorations:

CONFESSION:

God, we confess that many times we doubt Your wisdom and Your plans, even though we know that You know all things. We need a Savior!

God, we have sinned against You....

Add your own Confessions:

THANKSGIVING:

Thank You, God for choosing to use all Your great wisdom and knowledge to fulfill all Your perfect plans. Thank You for sending Jesus as part of that perfect plan

God, we thank You for...

Add your own Thanksgivings:

SUPPLICATION:

God, search our hearts and help us to see the things we do that displease Him that we can't or don't want to see. Work in our hearts, that we would turn away from our sins and trust in Jesus as our Savior. Help us to trust Your good plans, made in Your perfect knowledge of all things.

God, we need Your help...

Add your own Supplication:

SNEAKY SNACK

Can you figure out how this snack relates to the story?

Snack: Sheldon in a Log

Ham and Cheese slice “log” (held in place with a toothpick) with teddy graham “Jackson Sheldon” inside of it.

This is only a suggestion. Feel free to modify. Be mindful of allergy issues among your children!

Case Tie-in: Sheldon could have been discouraged when the Mission Board told him he was not fit to go overseas as a missionary. But instead, Sheldon chose to believe in the LORD, the God who is everywhere, all the time. He knew the LORD knew exactly where he should go and what he could do to tell others about Jesus. And sure enough, the LORD used the way Sheldon was--even his little size that allowed him to fit inside the log-- to be just right to do the things he would need to do to tell many people in the West the good news of Jesus.

SOUL FOOD

Food for thought during snack time

1. What does the snack have to do with the story?

Choose a few questions from the other activity discussion sheets to talk about during this snack time.

2.

3.

4.

5.

6.

7.

Directions: Read and discuss Bible Truth, using a FEW of the questions. Play game. Feel free to modify the game to fit your children.

The LORD Knows Everything There Is to Know

God gave people minds to think and to learn with. From birth, people begin to learn things and they keep on learning their whole lives. But still, they die still not knowing many things.

God is very different from people. God knows everything in the whole universe and more. He knows everything about us, even what we are thinking in our hearts or do when no one else can see. He knows all of the past, the present, and even the future. No one has ever taught God anything. He just knows it. God is “omniscient”—all knowing.

Understanding the Bible Truth

1. What is the difference between how God is and how man is?

Man is finite and can only do certain things. God is infinite and He can be everywhere, all the time.

2. When did God begin and when will He end? *Never. He has always existed.*

3. What is amazing about what God knows? *He knows all things; He knows everything that will happen even before it happens.*

4. What is the difference between knowing and planning something to happen? *Planning is more than just knowing; it works things out to happen a certain way.*

5. Why is it so wonderful that God doesn't just know what will happen but works everything out according to His will? *Only the Lord is perfectly good, loving, wise, etc. Nothing could possibly be better than for Him to shape what happens according to His will.*

6. What kinds of things is God able to do everywhere, all at the same time? *Hear and answer all His people's prayers, protect and help them no matter where they are, works everything out in perfect timing, according to His will.*

Story Connection Questions

1. How does the case story point to the **Bible Truth: The LORD Knows Everything There Is to Know**? How did the Sheldon Jackson show that the Lord Knows Everything There Is to Know?

He did not worry when he could not work in Siam. He trusted that the LORD knew all of this and had a different plan for him. He waited and the LORD give him the wisdom he needed to know what he should do.

Bible Verse Connection Question

1. What does our Bible Truth have to do with our Bible Verse: **Daniel 2:20-22**: “Blessed be the name of God forever and ever, to whom belong wisdom and might. He changes times and seasons; he removes kings and sets up kings; he gives wisdom to the wise and knowledge to those who have understanding; he reveals deep and hidden things; he knows what is in the darkness, and the light dwells with him.”?

The LORD is the God who knows everything there is to know. He is completely wise. There is nothing that can be hidden from Him. He is the one who gives wisdom to make wise people wise.

Life Application Questions

1. What are some ways God's people can show that they believe The LORD Knows Everything There Is to Know? *When they are lonely, scared, discouraged, feel helpless, they can cry out to Him and have peace because they know that He hears them and acts only according to His perfect will.*

2. How can we become God's people? *By turning away from our sins and trusting in Jesus as our Savior.*

ACTS Questions

1. What is something we can praise God for because of this Bible Truth?

Praise God for knowing everything there is to know.

2. What are sins we can confess to God because of this Bible Truth?

Confess that even though God knows everything there is to know, and His perfect plans for us and this world reflect that, we still grumble and rebel against Him when things do not go the way we think they should go. We need a Savior!

3. What is something we can thank God for because of this Bible Truth?

Thank God for knowing all of our sin, even before we sinned once, and chose to send Jesus that we might be saved from our sins.

4. What is something we can ask God for because of this Bible Truth?

We can ask God to help us to trust Him and His perfect plans because He knows everything there is to know and always does what is best. We can ask Him to work in our hearts, that we would turn from our sins and from wanting things to go our own way, and trust in Jesus as our Savior and ask God to live out His good plans in us.

The Gospel

1. The LORD Knows Everything There Is to Know. He knows we are all sinners. Is there any hope for us? What is the gospel?

God is the good Creator and King of the world. He made people to worship Him and live by His good laws. But we are all sinners who've rebelled against Him. We all deserve death--God's just, eternal punishment for our sins. How terrible! But God has good news for us. In His great mercy, God sent His Son, Jesus to earth as a man to save sinners. He lived the perfect life that pleases God. (He's the only one who's ever done that!) He offered it up to God His Father as the perfect sacrifice for sins when He suffered and died on the cross. Then, on the third day, Jesus rose from the dead in victory. He had fully paid for the sins of God's people, so they wouldn't have to! Now all who turn away from their sins and trust in Jesus as their Savior will receive forgiveness of sins and eternal life with God. They will be His very own special people who will know Him and enjoy Him forever. We can be God's people, too, if we turn from our sins and trust in Jesus as our own Savior.

Game: Squirrel and Nut

Materials

Marble

Chairs

Bible Truth Questions

Preparing the Game

1. Choose 20+ questions for your game from the Bible Truth Discussion Questions, or make up your own.
2. Write the Bible Truth questions on small thin strips of paper (or make a photocopy of the Bible Truth Discussion Questions and Simply cut them into strips) and put them in the bag/bowl.

Playing the Game

Have children seated in chairs in a circle, with their heads down and their eyes closed. "It" is in the Middle and is holding the marble. He walks around quietly and chooses someone's lap to drop the marble into. The person who receives the marble jumps up and chases "It" around the circle and tries to tag "It" before "It" gets to the chair and sits down. Either the tagged old "It" or the new "It" gets to choose a question from the bag for the class to answer. Play continues after the question is answered. Be careful about running on slick floors! You may want to ask the children to walking rapidly instead.

Game continues as number of questions, time, and attention span allow.

Optional TAKING IT TO OTHERS Activity: Quiz Questions

Have the children choose a few of the questions from the game to ask the parents/other children during TAKING IT TO OTHERS time. Help pre-readers by whispering the question in their ear and letting them ask it aloud to the parents/other children. Make sure you read the Bible verse aloud before you ask your questions.

Directions:

1. Write words to song in large print before class.
2. Play the song for the children, helping them follow along on the song sheet.
3. Discuss the song, using a few questions from the discussion sheet. *Don't use them all!*
4. Introduce sign language for key words of your choice from sign language sheet for your song. Use as few or as many as you think the children can learn.
5. Sing and sign the song. Sign language as well as large format lyrics and sheet music are found in the PFI Unit Songbook or online.
6. If desired, play the Song Game.

Optional TAKING IT TO OTHERS Activity: Presenting and Singing the Song

1. Sing and sign the song, encouraging the watching children/parents to join in.
2. Ask the class some of the questions listed below. The Bible Truth Connection Question is particularly good to help them understand how the song ties in with the Bible Truth.

Immortal, Invisible

Immortal, invisible, God only wise,
In light inaccessible,
Hid from our eyes,
Most blessed, most glorious,
The Ancient of Days,
Almighty, victorious,
Thy great name we praise.

Listen to it on PFI ESV Songs 4, Track 23

Understanding the Song

1. Who is Immortal, Invisible, God only wise? *The LORD.*
2. What does "immortal" mean? *Not mortal--will never die.*
3. What does "invisible" mean? Why is God invisible? *Cannot be seen. He is invisible because He is only spirit—He doesn't have a physical body like we do.*
4. If Jesus is God, why isn't He invisible? *Because He took on a human body when He lived on earth. He is completely man and completely God.*
5. What does "wise" mean? *To know and to act according to God's perfectly good & loving ways.*
6. What does it mean that God is "only wise?" *Never makes a bad decision. He always knows the right thing to do and always does what is perfectly good and loving.*
7. What does "in light inaccessible hid from our eyes" mean? *God is a spirit, surrounded with the incredible bright light of His glory. But He, in all His glory, is inaccessible (something we cannot see or get to) here on earth because we are sinful people. We cannot stand in His perfectly holy presence.*
8. Who is the "Ancient of Days" and what does that mean? *The LORD is. To be ancient means to have been alive a long time ago. The LORD has always lived. There was never a time when the LORD did not live. He lived even before there were days. So He is called the Ancient of Days.*
9. What does it mean that the LORD is "most blessed, most glorious...almighty, victorious?" *He is the very best of everything there is, He is completely, purely holy, He is all powerful, His good plans will always win over evil.*

Bible Truth Connection Question

1. How does this song relate to our Bible Truth: **The LORD Knows Everything There Is to Know?**
The LORD is the Ancient of Days—He has always lived. He has always known what has happened, everywhere in the whole universe and beyond.. He is Immortal—He will never die, but always live to know everything. He is only wise—He always knows what is best and always does what is best. Because He is almighty and victorious, everything in the past, present and future always will be the working out of His perfect will.

Story Connection

1. How does this song relate to today's story? *The LORD is the Ancient of Days He knew from even before Jackson was born the plans He had for his life. Even when Sheldon Jackson was rejected for work in Siam, it was not because God's plan had failed for him. The Lord is the God only wise. He is almighty and victorious in His plan. He always had planned for Jackson to go to the American Indians. Sheldon Jackson believed these things about the Lord and trusted in Him always.*

Bible Verse Connection Question

1. What does this hymn have to do with our Bible Verse: **Bible Verse: Daniel 2:20-22:** "Blessed be the name of God forever and ever, to whom belong wisdom and might. He changes times and seasons; he removes kings and sets up kings; he gives wisdom to the wise and knowledge to those who have understanding; he reveals deep and hidden things; he knows what is in the darkness, and the light dwells with him."?

Daniel could tell Nebuchadnezzar his dream and it's meaning because the LORD reveals deep and hidden things. He gives wisdom to the wise and knowledge to the discerning. Daniel didn't depend on his own knowledge. He depended upon the LORD's.

Life Application Questions

1. How can God's people be affected by the message of this song? *They can praise God for being without beginning (Ancient of Days) and without end (Immortal). They can ask Him to give them wisdom to live as according to His perfectly good and loving ways. They can trust His good plan for themselves and others, because He really is the God Who Know Everything There Is to Know.*

2. How can we become God's people? *By turning away from our sins and trusting in Jesus as our Savior.*

ACTS Questions

1. What is something we can praise God for from this hymn?

Praise God for being Immortal, Invisible, the God who alone is wise.

2. What are sins we can confess to God from this hymn?

Confess that even those God is God only wise, that we foolishly choose to disobey His good ways. We deserve God's punishment! We need a Savior!!

3. What is something we can thank God for from this hymn? *We can thank God for the wisdom He gives us through His Word, the Bible.*

4. What is something we can ask God for from this hymn?

That God would work in our hearts that we might turn from our sins and trust Jesus as our Savior. Ask Him to give us wisdom and strength to live for Him.

Gospel Question

1. God is most glorious, all wise, worthy of all our worship. But, people have not worshiped Him as He deserves. They deserve His punishment! Is there any hope? What's the gospel?

God is the good Creator and King of the world. He made people to worship Him and live by His good laws. But we are all sinners who've rebelled against Him. We all deserve death--God's just, eternal punishment for our sins. How terrible! But God has good news for us. In His great mercy, God sent His Son, Jesus to earth as a man to save sinners. He lived the perfect life that pleases God. (He's the only one who's ever done that!) He offered it up to God His Father as the perfect sacrifice for sins when He suffered and died on the cross. Then, on the third day, Jesus rose from the dead in victory. He had fully paid for the sins of God's people, so they wouldn't have to! Now all who turn away from their sins and trust in Jesus as their Savior will receive forgiveness of sins and eternal life with God. They will be His very own special people who will know Him and enjoy Him forever. We can be God's people, too, if we turn from our sins and trust in Jesus as our own Savior.

Song Game: Pass the Secret Sign

Materials

Sign Language signs used in song, particularly choose words with important meanings you want the children to learn, such as “grace”, “redeem”, etc.

Bag or bowl

Blindfold

Preparing the Game

1. Cut out signs and put in bowl.

Playing the Game

1. Practice the song and signs until the children know them well.
2. Have all the children stand in a tight circle, except one, “It.” who will stand in the Middle of the circle, blindfolded.
3. Have the children in the circle to put their hands behind their backs. Choose a sign from the bag and hand to a child in the circle, still keeping hands behind their backs, not looking at the sign.
4. When “It” says “Pass the Secret Sign”, the children will begin to pass the sign around behind their backs.
5. When “It” says “Stop the Passing!” the child who has the sign freezes with the sign behind his back.
6. The child with the sign brings it around and looks at it. You can help the child practice the sign.
7. Then take the blindfold off of “It”, watch the child with the card do the sign, then have “It” guess the name of the sign. (If desired, “It” can ask another child in the circle for help with their guess.)
8. The holder of the sign then becomes “It.” Sing the song with all the signs, then repeat.

choose a FEW questions for discussion, then choose the game and/or music activity

Meditation Version: Daniel 2:20-22

“Blessed be the name of God forever and ever, to whom belong wisdom and might. He changes times and seasons; he removes kings and sets up kings; he gives wisdom to the wise and knowledge to those who have understanding; he reveals deep and hidden things; he knows what is in the darkness, and the light dwells with him.”

Alternate Memory Version: Daniel 2:20,21

“Blessed be the name of God forever and ever, to whom belong wisdom and might...he gives wisdom to the wise and knowledge to those who have understanding; he reveals deep and hidden things; he knows what is in the darkness, and the light dwells with him.”

Understanding the Bible Verse

1. What does it mean for the name of God to be blessed? What two things about God is He especially being blessed for being? *“Name” doesn’t just mean what you call someone. It also means what someone it like. To be blessed is another way of saying that we praise God for what He is like. God’s wisdom and power are especially being praised in these verses.*
2. What is God’s wisdom like? *He always knows what is best and always acts according to His perfectly good and loving ways. He also knows everything there is to know about everything He has made. He even knows all of the past, present and future.*
3. What is God’s power like? *He is more powerful than anyone else. He only uses His power in wise ways—to act according to perfectly good and loving ways. He changes times and seasons. He is in control of kings coming into power and losing their power to rule.*
4. What does it mean to be wise? What is always the wise thing to do? *To know and do the right thing in any situation. To act according to God’s perfectly good and loving ways.*
5. What are deep and hidden things? *Not things that are deep and hidden in a hole. Deep things also means really important things. Hidden things are things that are hard—or even impossible—for humans to know or understand, unless God tells them, such as the future.*
6. What does it mean that God knows what “is in the darkness” and that “light dwells with him?” *It doesn’t mean that He can see in the dark (although He can) or that He is surrounded by light (although He is). It means that things people think no one can know (like secret things they think or do), or things that people can’t know (like the future), God knows. His knowledge of all things is like how turning a light on in a dark room let’s you know what is in it—nothing can be kept away from God’s knowledge of it.*

Bible Truth Connection Question

1. What does this verse have to do with the **Bible Truth: The LORD Knows Everything There Is to Know?** *The Lord is the God who knows everything there is to know. He is completely wise. There is nothing that can be hidden from Him. He is the one who gives wisdom to make wise people wise.*

Story Connection Questions

1. What does this verse have to do with today’s story? *From a very early age, the Lord had been revealed to Sheldon Jackson the future that he would be a missionary to a faraway people. Jackson trusted in God’s wisdom when he didn’t get to go to Siam and asked Him to show him what to do. The Lord gave him the wisdom he needed.*

Life Application Questions

1. How can God’s people apply this verse to their lives? *They can trust that God is always doing what is best in His plans because He alone knows all things and always acts according to His perfectly good and loving ways. They can ask Him to give them the wisdom they need to be discerning in what they do.*
2. How can we become God’s people? *By turning away from our sins and trusting in Jesus as our Savior.*

ACTS Questions

1. What is something we can praise God for from this Bible verse?

Praise God for being all wise and powerful.

2. What is something we can confess to God from this Bible verse? *Many times we choose to disobey God even though we know He is all wise and always knows what is best. We deserve His punishment! We need a Savior!*

3. What is something we can thank God for from this Bible Verse?

We can thank God for the wisdom He gives to His people to make them wise.

4. What is something we can ask God for from this Bible Verse?

We can ask God to work in our hearts that we would want to turn away from disobeying Him and trust in this wonderful Jesus as our own Savior. We can ask Him to work in our hearts and give us wisdom to live for Him.

Gospel Question

1. God's plan to save His people through His Son Jesus is God's greatest display of His wisdom and power. Can you tell me God's plan of salvation? What is the gospel?

God is the good Creator and King of the world. He made people to worship Him and live by His good laws. But we are all sinners who've rebelled against Him. We all deserve death--God's just, eternal punishment for our sins. How terrible! But God has good news for us. In His great mercy, God sent His Son, Jesus to earth as a man to save sinners. He lived the perfect life that pleases God. (He's the only one who's ever done that!) He offered it up to God His Father as the perfect sacrifice for sins when He suffered and died on the cross. Then, on the third day, Jesus rose from the dead in victory. He had fully paid for the sins of God's people, so they wouldn't have to! Now all who turn away from their sins and trust in Jesus as their Savior will receive forgiveness of sins and eternal life with God. They will be His very own special people who will know Him and enjoy Him forever. We can be God's people, too, if we turn from our sins and trust in Jesus as our own Savior.

Game: Protectors

Materials

Bible verse written up in large print so that all can see
 One paper cup for each student
 2 manila folders or 4 empty paper towel tube
 Masking tape
 Foam or other soft-surfaced balls, ideally one for every child.

Team A Invaders (rest of team)

X X X X X Team A Cups

Team A Protectors (1 or 2 children)

Team B Protectors (1 or 2 children)

X X X X X Team B Cups

Team B Invaders (rest of team)

Preparing the Game

1. Use the masking tape to make X's to show placement for each team's cups.
2. Cut manila folder along seam into 2 sheets. Roll up each sheet along the short side and tape seam.

Learning the Verse

Some or all of your children may be non- or early readers. Teach the verse in sections, having them say it after you. Repeat a few times. Add clapping or other movement as they say it.

Directions

1. If desired, lead the children in a discussion of a **FEW** of the most important questions before beginning game.
2. Explain the game to them as follows:

Divide the children into two teams. Have the children on both teams set up their cups on the X's. Designate one or two children from each team to be the "Protectors" for their team's cups. These children will stand in front of their team's cups and ward off invading balls that the other team is ROLLING (not throwing) to knock down their cups. Arm each protector with one or two of the manila envelope/paper towel tubes. Have all the other of Team A and B stand back behind their team's cups. Give them the foam balls to ROLL at the other team's cups. Play begins as everyone says the verse together. When you say "go" both teams begin rolling and protecting the cups until you tell them to stop, gathering up the balls and rolling them back at the other team's cup when they come their direction. Allow 30 seconds or a 1 minute for each round. Maybe longer if the protectors are particularly good or the invaders are particularly unsuccessful at knocking down the cups. The number of cups knocked down are the number of points each team gets for the round. If desired, you can have each team say the verse to earn the points. Otherwise, set up the cups again, designate new protectors and have everyone say the verse. When you say "go", children begin Round 2 of rolling and protecting.

Game continues as time and attention span allow.

Non-competitive Option

This game is difficult to do completely non-competitively. You can choose to not keep track of points.

Optional TAKING IT TO OTHERS Activity: Quiz Questions

Have the children choose a few of the questions from the game to ask the parents/other children during TAKING IT TO OTHERS time. Help pre-readers by whispering the question in their ear and letting them ask it aloud to the parents/other children. Make sure you read the Bible verse aloud before you ask your questions.

Directions:

1. Write words to song in large print before class.
2. Play the song for the children, helping them follow along on the song sheet.
3. Discuss the song, using a few questions from the discussion sheet. *Don't use them all!*
4. Introduce sign language for key words of your choice from sign language sheet for your song. Use as few or as many as you think the children can learn.
5. Sing and sign the song. Sign language as well as large format lyrics and sheet music are found in the PFI Unit Songbook or online.
6. If desired, play the Song Game.

Optional TAKING IT TO OTHERS Activity: Presenting and Singing the Song

1. Sing and sign the song, encouraging the watching children/parents to join in.
2. Ask the class some of the questions listed below. The Bible Truth Connection Question is particularly good to help them understand how the song ties in with the Bible Truth.

Blessed Be the Name of God

Listen to it on PFI ESV Songs 4, Track 24

Refrain

Blessed be the name of God forever and ever,
 Blessed be the name of God forever and ever,
 Blessed be the name of God forever and ever,
 To whom belong wisdom and might, To whom belong wisdom and
 might.

He changes times and seasons; He gives wisdom to the wise,
 He reveals deep and hidden things; He knows what in the darkness lies,
 And the light dwells with him, And the light dwells with him,
 To you, O God of my fathers, To you, O God of my fathers,
 I give thanks and praise, I give thanks and praise. *Refrain*

Daniel Chapter Two, verses twenty through twenty-three.

Song Game: Mimic Me!

Materials

Sign Language
 Song

Preparing the Game

None.

Playing the Game

1. Practice the song and signs until the children know them well. Choose a person to be the leader and let them decide upon an action for everyone to do as they sing the song, such as jump on one foot, etc.
2. Sing the song while doing the chosen action.
3. Select another child to be the leader.
4. If desired, you can choose a different action for different important words in the song, such as jump on one foot when you sing the word "grace", but clap your hands when you sing the word "Jesus". Ask the children the meaning of each of the words before adding in their action.

Game continues as number of questions, time, and attention span allow.

STORY REVIEW

Directions: Read and discuss Bible Truth, using a FEW of the questions. Play game. Feel free to modify the game to fit your children.

General Story Questions

1. How did the Lord save Sheldon Jackson's life when he was a little boy? *Saved him from being killed in fires twice.*
2. What did his parents think that it must mean that Sheldon's life had been saved twice? *That the Lord had a great plan for him to go tell faraway people about Jesus.*
3. What did Sheldon and his parents do to begin to prepare him for what the Lord had for him? *Went to church even though it was a long way away; learned about faraway people and places, and about men who did great things for God.*
4. What was hard about going to church? *Very far away on rough roads; lots of snow in the winter.*
5. Why did Sheldon want to go to school? *To prepare for what the Lord had in store for him.*
6. Where did he hope to go as a missionary? *Siam.*
7. Why didn't Sheldon get to go to Siam? *Foreign Mission Board said he was too short, too sickly and wouldn't be able to endure the hardships of Siam.*
8. When Sheldon got the rejection letter, how did he show he trusted that the Lord really did know everything there is to know? *He didn't panic or get upset. He prayed and asked God to guide him.*
9. What did Sheldon do with his friends before he went West? Why? *Prayed. They knew that only in the Lord's strength and with the Lord's wise guidance could he "win the West for Jesus."*
10. How did the Lord perfectly suit Sheldon for the Wild West? *Small enough to fit in teepee, mountain ledge, in log.*
11. What did Sheldon do that showed he really did was not too weak or sickly to be a missionary? *He survived attacks and scalplings from Native Americans and stick-ups from robbers. He jumped out of a fast-moving wagon and even traveled a million, hard miles.*
12. What did the Lord use Sheldon Jackson to do in his fifty years in the West? *To plant a hundred churches and tell many people about Jesus.*

Bible Truth Connection Questions

1. What does this story have to do with our **Bible Truth: The LORD Knows Everything There Is to Know**? How did Sheldon Jackson show that he knew that the Lord knows everything there is to know? *He did not worry that the Foreign Mission Board thought he was too weak to go to Siam. He knew the Lord had plans for him to go to a far away place and tell others about Jesus...and the Lord doesn't make mistakes. He kept waiting for God to show him where he was supposed to go. God did show him and he went on to go and do great things for God.*

Bible Verse Connection Question

1. What does the story have to do with our **Bible Verse: Daniel 2:20-22**: "Blessed be the name of God forever and ever, to whom belong wisdom and might. He changes times and seasons; he removes kings and sets up kings; he gives wisdom to the wise and knowledge to those who have understanding; he reveals deep and hidden things; he knows what is in the darkness, and the light dwells with him."? *Even though the Foreign Mission Board did not know of God's plans for Sheldon, Sheldon knew that God knew them. He did not worry, but waited for God to reveal them to him...and God did!*

Life Application Questions

1. What difference does it make for God's people that the Lord knows everything there is to know? *He is the one who has the perfect plan for their lives, even if others do not think much of them. He is perfectly able to do just exactly what He has planned for them. He knows that He can and will enable them to do whatever He calls them to do, no matter how hard.*
2. How can we become God's people? *By turning away from our sins and trusting in Jesus as our Savior*

ACTS Questions

1. What is something we can praise God for being that we learned in our story?

Praise God for being the God who gives power to His people to do what He wants them to do, even if it looks impossible to others.

2. What is something we can confess as sin that we learned in our story?

Confess that many times we just think about what other people think we can do. We don't trust God to give us strength to do great things He might want us to do.

3. What is something we can thank God for that we learned in our story?

We can thank God for not just knowing all things, but bringing about His good plans, despite what people think.

4. What is something we can ask God for that we learned in our story?

We can ask God to work in our hearts, helping us to turn away from our sins and trust Jesus as our own Savior. We can ask Him to make us people who want to do great things for Him and for strength to do great things for Him.

The Gospel

1. What is the good news of Jesus that Sheldon Jackson shared as he went out West among the Native Americans? What is the gospel?

God is the good Creator and King of the world. He made people to worship Him and live by His good laws. But we are all sinners who've rebelled against Him. We all deserve death--God's just, eternal punishment for our sins. How terrible! But God has good news for us. In His great mercy, God sent His Son, Jesus to earth as a man to save sinners. He lived the perfect life that pleases God. (He's the only one who's ever done that!) He offered it up to God His Father as the perfect sacrifice for sins when He suffered and died on the cross. Then, on the third day, Jesus rose from the dead in victory. He had fully paid for the sins of God's people, so they wouldn't have to! Now all who turn away from their sins and trust in Jesus as their Savior will receive forgiveness of sins and eternal life with God. They will be His very own special people who will know Him and enjoy Him forever. We can be God's people, too, if we turn from our sins and trust in Jesus as our own Savior.

Game: Stepping Stones

Materials

10 Carpet Squares or Different Colored Construction Paper
Paper and Marker
Masking Tape
Small paper bag or basket
Story Review Questions
Optional: CD player and music, Game "Pennies" to differentiate the teams

Preparing the Game

1. Choose 20+ questions for your game from the Story Review Discussion Questions, or make up your own.
2. Tape numbers on the carpet squares or make "squares" out of construction paper. Place the squares in random order on the floor, not more than 2 feet apart. (so that they can jump from stone to stone: see diagram) Write the numbers 1-10 on separate, small pieces of paper and place in bag/basket.

Playing the Game

Divide the children into two teams. Tell the children that the players from both Team A and Team B are to jump from "stone to stone" until you call "time." (You could also play the music and they freeze when the music stops.) At that point, everyone is to freeze on their stepping stone. The leader then draws a number out of the bag/basket and then asks a Story Review question to the child/children on that stone. If he/they answer it correctly, he/they each win two points for their team. Play then resumes again.

Game continues as number of questions, time, and attention span allow. The team with the most points at the end wins.

Non-competitive Option

Don't split into teams. Simply play the game, having the children at whatever numbered stone is chosen answer the question.

Optional TAKING IT TO OTHERS Activity: Quiz Questions

Have the children choose a few of the questions from the game to ask the parents/other children during TAKING IT TO OTHERS time. Help pre-readers by whispering the question in their ear and letting them ask it aloud to the parents/other children.

CASE REPLAY ACTIVITIES

Use this guide to review the Case Story and act it out for others to enjoy!

CASE REPLAY, JR: YOUNGEST CHILDREN

Description: The children will act out the story together, everyone doing the same action/sound effect at the same time. This activity is most suitable for kindergarteners.

Materials

The Case RePlay, Jr. script for younger children

Preparation

1. Read through the script and write in the blanks along the side possible actions/sound effects the children could do to act it out.

Instructions

1. Tell the children that they will be re-enacting the story together as you tell it.
2. As you read the script, lead the children in actions/sound effects to do with you.
3. If desired, you can read the script and stop at certain sentences and ask them what a good action/sound effect would be to act out what you just read.
4. Repeat the re-enactment one or two times more.

CASE REPLAY, SR: OLDER CHILDREN

Description: The children act out the story as a three-scene play. You will narrate it using the Case RePlay, Sr. script and they will act it out (no spoken words, for the most part), with each child assuming a different character's role. This activity is most suitable for first grade and up. You will review the story, then practice it a few times before performing it for others.

Materials

The Case RePlay, Sr. script
White board or other large format paper
Costumes and props

Preparation

1. Prepare for the play by choosing costumes and props for each character in the story. Decorate the area with any scenery props.
2. Write the words "Beginning," "Middle," "End" on a large piece of paper/whiteboard with plenty of space under each heading. You will use this paper to help the children think about the story as a three-scene play, as it is presented in the script.

Instructions

1. Tell the children that they will get to act out the story as a three-scene play, with a beginning, Middle and end section. Tell them that before they can act it out, they need to think it out. as you narrate it with your script.
2. Take the children's answers as they recount the story, helping them put key incidents in the right order.
3. If desired, when they have filled in their Beginning, Middle, End, read through your whole (real) script, so they hear exactly what you will have them act out.
4. Then tell the children that it's time to practice acting out the story.
5. Assign parts to each child. If you are using costumes, do NOT give them out at this point. They will be a distraction.
6. Have all the children sit on the floor or in chairs on one side of the "stage," then call the characters up in place as their part in the story comes.
7. As you read the script, guide the children in where you want them to move or do to act it out.
8. After going through the whole script once, give out any costumes and props and act out the script once or twice more.

Optional TAKING IT TO OTHERS Activity: Re-enacting the Story

Read the script as the children act out together (younger) or assuming different roles (older) as the other children or the parents watch.

CASE REPLAY, JR--YOUNGER KIDS (KINDERGARTEN) P.2

Welcome to our play! The name of our story is called: The Case of the Million Mile Man.

Our story starts out 1837, in Esperance, New York.

And now we present: "The Case of the Million Mile Man."

Actions:

Scene 1:

As a baby, Sheldon Jackson rolled into a blazing fire and somehow survives. _____
As a three year old, he is saved from fire again, when his family's cabin catches on fire. Sheldon's parents thank God for saving their son from fire twice. They believe that surely He has saved Sheldon for a great work to bring the good news of Jesus to a faraway people. Sheldon Jackson grows up doing the same things as other little boys, yet always remembering that the Lord has a great plan for his life. He and his family prepare him for what is ahead by always going to church even though it was hard to get there--especially in snow-- and by learning about faraway places and men who did great things for God. _____

Scene 2:

Sheldon Jackson goes away to get special schooling to prepare to be a missionary. He applies to be a missionary in Siam--a faraway country of people that he loves and prays for. But the Foreign Mission Board turns him down. They send him a letter telling him that they think he was too short, too weak and wouldn't be able to endure life among the Siamese people. Sheldon Jackson is sad, but he doesn't despair. He trusts that the Lord who knows everything there is to know would guide him and still had a plan for his life. Sure enough, the Lord guides him to go to the Wild West of America to plant churches and tell the Native Americans and others about Jesus. _____

Scene 3

After praying with his friends, Sheldon sets out. Soon it is clear how the Lord perfectly suited him to go to share the gospel out West. He was just the right size to fit in Indian teepees, fit on mountain ledges, and sleep in logs. He was bold enough to travel into Indian territory alone and face being scalped; to face stage coach robbers pointing twelve guns at his head; and, to jump off a wagon as it was about to fall off a mountainside. He was strong enough to travel almost a million miles, by foot, train, stagecoach, ox-cart, horse, mule-train, and reindeer sleigh all over the West and even all across Alaska. He started a hundred churches and told many people about Jesus. The Lord really did know everything and had made a perfect plan to use Sheldon Jackson, just the way he was. _____

Bible Truth Tie-In:

The Bible Truth we are learning is: **The LORD Knows Everything There Is to Know.** Even when he was turned down for going to Siam, Sheldon Jackson kept trusting in the Lord because he knew that He really did know everything and had planned for him to go to faraway people. _____

CASE REPLAY, SR--OLDER KIDS (1ST GRADE AND UP) P.3

Welcome to our play! The name of our story is called: The Case of the Million Mile Man.

Our story starts out 1837, in Esperance, New York.

The characters in our story are: Sheldon Jackson and his parents, people at church, other little boys, Foreign Mission Board people, people of Siam, Native Americans, other people in the West, robbers, people who become Christians and are part of the churches

And now we present: "The Case of the Million Mile Man."

Scene 1: (Beginning)

As a baby, Sheldon Jackson rolled into a blazing fire and somehow survives. As a three year old, he is saved from fire again, when his family's cabin catches on fire. Sheldon's parents thank God for saving their son from fire twice. They believe that surely He has saved Sheldon for a great work to bring the good news of Jesus to a faraway people. Sheldon Jackson grows up doing the same things as other little boys, yet always remembering that the Lord has a great plan for his life. He and his family prepare him for what is ahead by always going to church even though it was hard to get there--especially in snow-- and by learning about faraway places and men who did great things for God.

Scene 2: (Middle)

Sheldon Jackson goes away to get special schooling to prepare to be a missionary. He applies to be a missionary in Siam--a faraway country of people that he loves and prays for. But the Foreign Mission Board turns him down. They send him a letter telling him that they think he was too short, too weak and wouldn't be able to endure life among the Siamese people. Sheldon Jackson is sad, but he doesn't despair. He trusts that the Lord who knows everything there is to know would guide him and still had a plan for his life. Sure enough, the Lord guides him to go to the Wild West of America to plant churches and tell the Native Americans and others about Jesus.

Scene 3: (End)

After praying with his friends, Sheldon sets out. Soon it is clear how the Lord perfectly suited him to go to share the gospel out West. He was just the right size to fit in Indian teepees, fit on mountain ledges, and sleep in logs. He was bold enough to travel into Indian territory alone and face being scalped; to face stage coach robbers pointing twelve guns at his head; and, to jump off a wagon as it was about to fall off a mountainside. He was strong enough to travel almost a million miles, by foot, train, stagecoach, ox-cart, horse, mule-train, and reindeer sleigh all over the West and even all across Alaska. He started a hundred churches and told many people about Jesus. The Lord really did know everything and had made a perfect plan to use Sheldon Jackson, just the way he was.

Bible Truth Tie-In:

The Bible Truth we are learning is: **The LORD Knows Everything There Is to Know.** Even when he was turned down for going to Siam, Sheldon Jackson kept trusting in the Lord because he knew that He really did know everything and had planned for him to go to faraway people.

Native Americans

Description

Children will make a Native American headband out of paper or felt with feathers, side discs and fake fur side pieces.

Materials

1 ½" x 24" strip of paper from grocery bag (Can also make out of felt) per child

3" x 5" additional square of grocery bag per child

2 3" x ½" piece of fake fur per child

Tape or staplers

White card stock (for paper feathers) OR medium-sized feathers of various colors (available at craft stores)

2" of sticky back Velcro per child

Markers/crayons (if paper headband) OR glitter glue, sequins, fabric paint (if felt headband)

Scissors

Preparing the Craft

1. Cut grocery bags (or felt) into 1 ½" x 24" strips, one per child.

2. Cut 2 side discs out of grocery bag per child, using Template #1.

3. Cut fake fur into 2 3" x ½" pieces per child.

4. Cut Velcro into 2" lengths.

5. Make copies of paper feathers using Template #2 and cut out, if using paper feathers.

Making the Craft

1. Show the sample of the craft you have made.

Paper Headband:

1. Have children decorate paper feathers, side discs and headband with markers.

2. If desired, children can snip along the sides of each feather to give a more feathery effect.

3. Secure the feathers to the back of headband with staples or tape.

4. Attach Velcro to inside back of one end and outside back of other end of headband after checking for proper sizing.

5. While headband is on child's head, mark a spot right in front of each ear, equal distance from front of headband. Attach fur with side disc on top at mark with stapler.

Optional **TAKING IT TO OTHERS** Activity: Craft Presentation

If you are presenting the craft to other children or parents the children can hold up their crafts (or your model craft) and read their Bible Truth Connection answers to explain the importance of the craft.

CASE CRAFT**Discussion Guide****Instructions:**

As the children are settled into making their craft, ask them these questions to help them understand the craft's significance. Use the answers provided to guide the children's answers.

Discussion Questions

1. Where did Sheldon Jackson want to go? Where did he wind up going?

He wanted to go to Siam. He wound up going to the Wild West of America.

2. Who rejected him from going to Siam? Why?

The Foreign Mission Board. They thought he was too small and sickly to survive the living conditions of Siam.

3. What did the LORD give Sheldon Jackson the strength to do that was so amazing?

He gave him the strength to travel a million miles and risk his life many times as he told many people, including Native Americans, the gospel of Jesus.

4. What is Bible Truth that we are learning?

The LORD Knows Everything There Is to Know.

5. What does our craft have to do with our Bible Truth: The LORD Knows Everything There Is to Know?

The Foreign Mission Board thought Sheldon Jackson was too sickly to go to a faraway place like Siam, but this didn't stop Sheldon. The LORD, who knows everything there is to know called him to go to a faraway place; He would give him the wisdom to know where to go and the strength to do whatever He wanted him to do.

6. What can our craft help us remember?

If God calls us to do something, we know we can do it because He knows everything.

TAKING IT TO OTHERS**Craft Presentation****Instructions:**

Have children hold up your model craft/their crafts. Choose five children (or you say) the five sections below to explain the craft's importance.

Presentation:

1. Our craft is: Native Americans.

2. Out West in America, sickly Sheldon Jackson survived traveling a million miles to tell the good news of Jesus to many, including Native Americans because the LORD called him and gave him strength to do it, even though the foreign mission board thought him too sickly to go to Siam.


3. Our Bible Truth is: The LORD Knows Everything There Is to Know.

4. The Foreign Mission Board thought Sheldon Jackson was too sickly to go to a faraway place like Siam, but this didn't stop Sheldon. The LORD, who knows everything there is to know called him to go to a faraway place; He would give him the wisdom to know where to go and the strength to do whatever He wanted him to do.

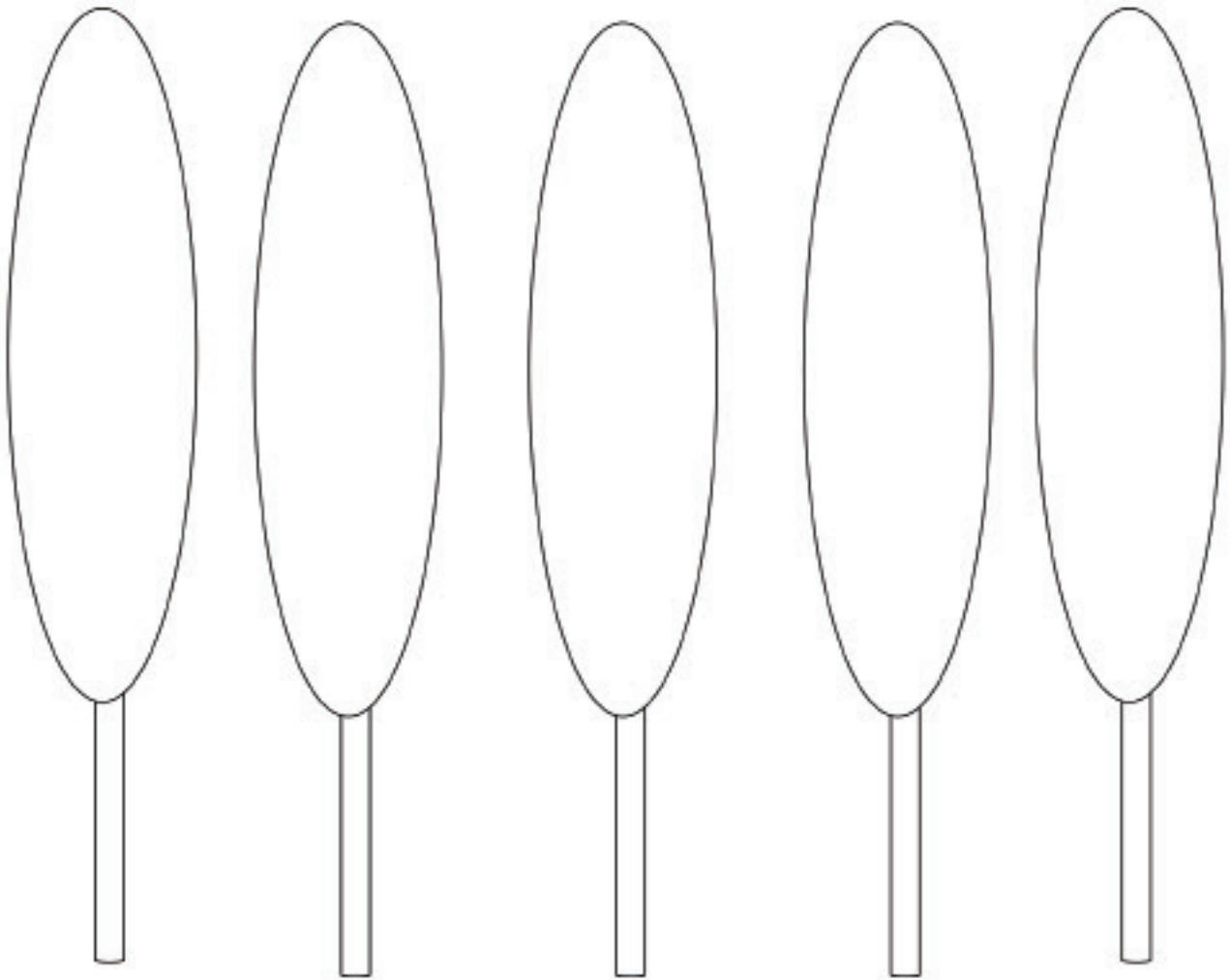
5. Our craft can help us remember that If God calls us to do something, we know we can do it because He knows everything.

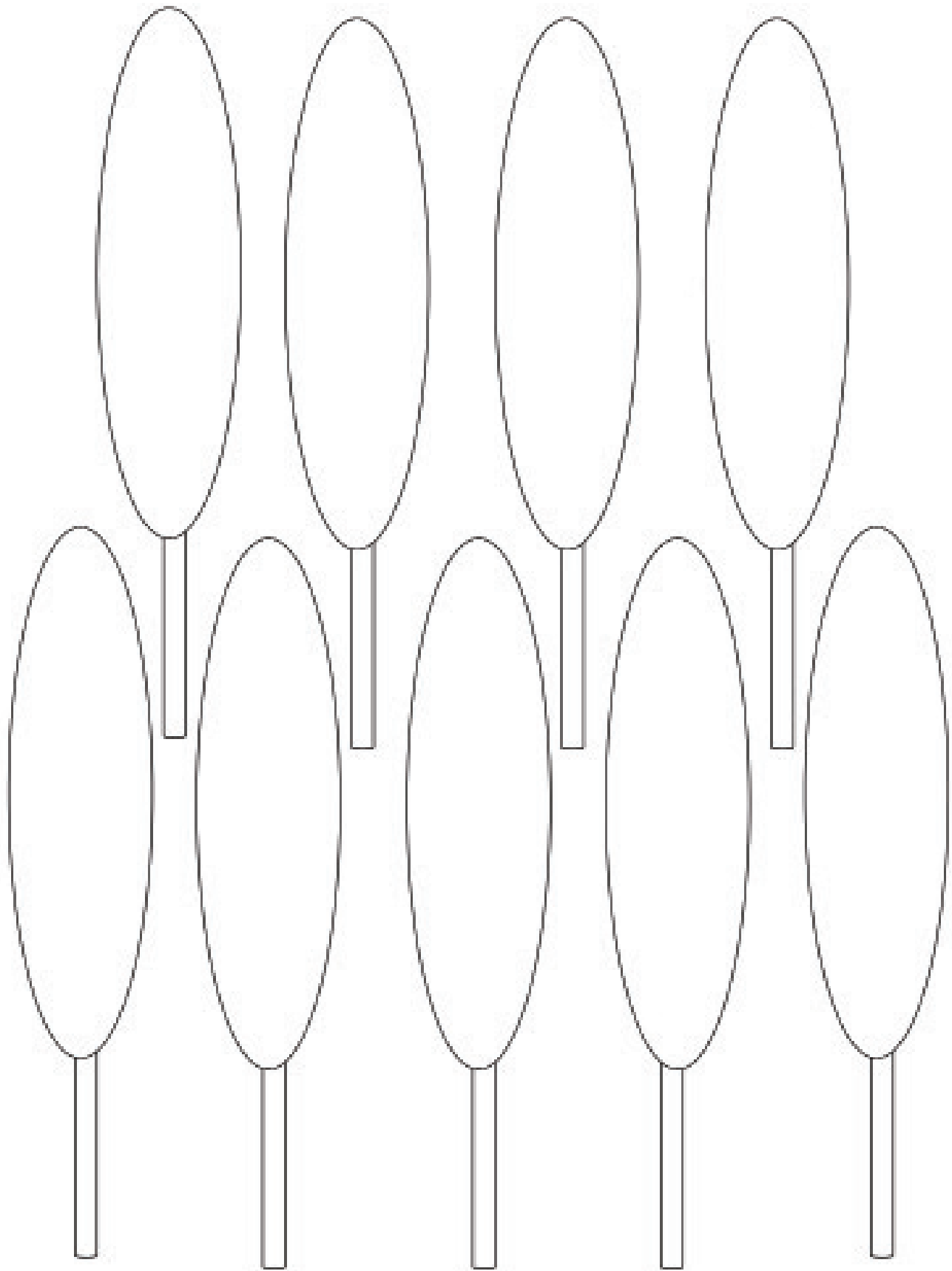
Note: Even non-readers can participate in presenting the craft, if you will whisper what they are to say in their ear and let them say it aloud for the others to hear.

Template #1
Side Discs
Cut 2



Template #2
Paper Feathers





Template #2

BEFORE CLASS:**1. PICK YOUR PERSON**

VIPPs can be anyone in your church! Typically, they fall into 6 categories: Church staff, Elders, Deacons/deaconesses, Special Volunteers (people who aren't paid, but spend a lot of time helping out in particular ways), Supported Workers (aka missionaries), and Church Members.

2. GATHER YOUR FACTS

Use the VIPP Information Sheet to write down the facts about your VIPP. The information on this worksheet is used in the VIPP activities, listed in the "Choose an Activity" section below.

DURING THE ACTIVITY:**1. INTRODUCE YOUR VIPP**

Introduce your VIPP to the children, using the VIPP Information Sheet. Fill in a set of VIPP Clue Cards with the information for your VIPP. If desired, you can even have the actual person come into class for the children to meet.

Need help describing what someone does for the church in a kid-friendly way? Check out the list of common VIPPs on the Praise Factory website in the PFI resources. There are lots of kid-friendly descriptions for common VIPP's, such as pastors, elders, deacons and a lot more.

2. PRAY!

Lead the children in praying for the VIPP. Ask the children if they would like to pray for one of the VIPPs prayer requests. Even non-readers can pray for the VIPP if you whisper the prayer request in their ear, then let them say it aloud. Never force a child to pray!

3. CHOOSE AN ACTIVITY

There are two activities you can use to help the children learn about the VIPP:

VIPP Clue Cards: These are nine coloring sheets in which children fill in the nine things they learn about the VIPP from the VIPP Information Sheet. Photocopy a set of each child. Use as few or as many of these Clue Cards as you desire.

VIPP Game: This is a game that uses a set of Clue Cards for one or two VIPPs.

Choose a VIPP and fill in his/her information on the VIPP Information Sheet. Fill in a set of VIPP Clue Cards with the information for your VIPP. Tell the children about the VIPP, having them fill in the VIPP Clue Cards with the key facts as they learn them. Write any words the children need to write on a white-board or other piece of paper so they can see how to spell them. Help younger children write these words on their clue cards. Ideas for how to tell the children about many common VIPPs are listed at praisefactory.org with the resources for this Bible Truth.

Optional TAKING IT TO OTHERS Activity: Introduce and Pray for the VIPP

If you are presenting the VIPP to other children or parents you can assign children to hold up the 10 clue cards and say what each card tells about the VIPP. (Or, you can have the children hold them up as you tell what each one means.) Then lead the children in praying for the VIPP.

Game: Beanbag Toss In

Materials

Information for one VIPP

2 Sets of Clue Cards

8 Letter-sized Envelopes or folders

Bean Bag(s), one per child

Tape

Preparing the Game

1. Fill in one set of clue sheets for the VIPP you are using.
2. Tape the other (blank) set of Clue Cards to the outside of the manila envelopes.
3. Put the filled-in clue cards in the corresponding envelope.
4. Tape each down to the floor, fairly close together.

Playing the Game

Reveal: Tell the children about the VIPP, showing them your filled-in clue cards as you tell about them.

Review: At your signal, have the children take toss their bean bags onto the envelopes. Then one that has the most bean bags on it./near it is the one you will open. (The children may have fun taking turns designating one as the target before tossing.) The teacher (or the child) tells the Clue Card category. The other children try to remember what the VIPP's answer was. Open it up and see if they got it right. If they did, the Clue Card is retired. If not, it can be added back into the Clue Cards to be tossed at.

VIPP INFORMATION SHEET

VIPP NAME:

WHAT VIPP LOOKS LIKE

Man or Woman? _____

Hair color? _____

Eye color? _____

FAVORITE ANIMAL

FAVORITE FOOD

FAVORITE FREE TIME ACTIVITY

WHAT VIPP DOES DURING WEEK

VIPP GROUP OF SERVICE:

Church Member

Deacon

Elder

Church Staff

Special Volunteer

Supported Worker
(Missionary)

3 WAYS VIPP SERVES CHURCH

3 WAYS TO PRAY FOR THE VIPP

BIBLE TRUTH 5, LESSON 3: PLANNER/OVERVIEW

GETTING STARTED: Welcome and Opening Songs (*introduce unit and get kids moving with these songs*)

Welcome to Praise Factory: PFI: Praise Factory Investigators Theme Song *PFI ESV Songs 4, Track 1*

Rules to Help Us Worship God and Love One Another: WoGoLOA Classroom Rules Song
PFI ESV Songs 4, Track 2

Big Question Under Investigation: Big Question 4 Songs *PFI ESV Songs 4, Tracks 3,4*
Extra Song: Inspector Graff's Rap: The ABC's of God PFI ESV Songs 4, Track 5

Big Question Bible Verse: 1 Kings 8:23 In Heaven Above Song *PFI ESV Songs 4, Track 6*
Extra Unit 4 Bible Verse: In Heaven Above 1 Kings 8:23, ESV (short version) PFI ESV Songs 4, Track 7
Extra Unit 4 Bible Verse: In Heaven Above or Earth Beneath 1 Kings 8:23, ESV (other version) PFI ESV Songs 4, Track 8
Extra Unit 4 Bible Verse: O, O LORD 1 Kings 8:23, ESV (other version) PFI ESV Songs 4, Track 9
Extra Unit 4 Bible Verse: I Am God Deuteronomy 32:3-4, HSCB, PFI ESV Songs 4, Track 10

DIGGING DEEP DOWN: Key Concept and Story (*introduce the Bible Truth and tell the related story*)

Bible Truth 5: The LORD Knows Everything There Is to Know

Bible Truth Hymn: Immortal, Invisible *PFI ESV Songs 4, Track 23*

Bible Verse: Daniel 2:20-22

Bible Verse Song: Blessed Be the Name of God *PFI ESV Songs 4, Track 24*
Extra Bible Verse Song: May the Name of God Be Praised: Daniel 2:20-22, HCSB PFI ESV Songs 4, Track 25

Lesson 3 New Testament Story: The Case of the Rich Basillikos
Deuteronomy 4,5,27-30,34; Jeremiah 1-2,4,11,25,36

TAKING ACTION: Response Activities (*choose from among these activities*)

Snack and Discussion Planner: Food from the Rich Basilikos' House

ACTS Prayer: Prayer Sheet

Bible Truth Review: Discussion Questions and Game: Circle and Cross

Bible Truth Hymn: Immortal, Invisible *PFI ESV Songs 4, Track 23*
Song, Sign Language and Song Game: Word Take Away **PFI ESV Songs 4 BOOK or ONLINE**

Bible Verse Review: Daniel 2:20-22 Discussion Sheet and Game: All Dressed Up

Bible Verse Song: Blessed Be the Name of God *PFI ESV Songs 4, Track 24*
Song, Sign Language and Song Game: Big Voice, Little Voice **PFI ESV Songs 4 BOOK or ONLINE**

Story Review: Discussion Questions and Game: Basketball Toss

Case RePlay, Jr: Drama Activity for Youngest Children (children do same story actions together)

Case RePlay, Sr: Drama Activity for Most Children (children re-tell story with individual parts)

Craft: The Rich Basilikos' Sick Son

VIPP (Very Important Prayer Person) Prayer Time: Coloring Sheets (back of book), Game: Hot and Cold Hide

TAKING IT HOME: Take Home Sheet for Review and Family Devotions

PFI Pronto: Bible Truth 5, Lesson 3 **PFI ESV Prontos 4 BOOK or ONLINE**

The Case of the Rich Basilikos John 2; 4:43-54

by Connie Dever

Our story is:**The Case of the Rich Basilikos.****As you listen to the story, see if you can figure out:**

1. What is a Basilikos? What made him rich? How was he really poor?
2. Who gave him true riches? What were they? What amazing powers did this person show?

This story takes place during New Testament times when Jesus lived on earth.

A Jewish man made his way from Tiberias to his home in Capernaum, just two miles away. Tiberias was the brand new city build by the Roman leader Herod Antipas, as headquarters for his rule over territory of Galilee. And the man walking home, worked as a basilikos (an official) in Herod's palace! A job like this paid well—a lot better than many of the other Jews in the area would have made— and this made this man not just a basilikos, but a RICH basilikos.

What a comfortable life this man enjoyed! He lived the Roman way and could afford a beautiful house with mosaic tile floors, richly painted walls and fine furniture. He enjoyed good food. He loved his children. It seemed that he had everything you could want.

But there was definitely something that this man did not have. Something very important! A relationship with God. Yes, this Rich Basilikos was a Jew, but he had broken a very important Old Testament law when he went to work in Tiberias: Jews could not walk on top of dead bodies and stay acceptable to worship God (or clean, as they called it) if they did. And this was something this Rich Basilikos walked on top of every day. For Herod Antipas had built the great city of Tiberias on top of a cemetery full of dead bodies!

No Jew who wanted to worship God in the synagogue or be in fellowship with other Jews would dream of working in Tiberias. But the Rich Basilikos apparently had chosen a comfortable lifestyle over life with God and with His people. So he happily walked over those dead bodies with his pockets full of money every work day.

But, even though this man didn't know God or care about His good laws, God knew and cared about him.

He was about to the Rich Basilikos dear little boy to turn his heart back to him.

"Your son has a high fever," the Rich Basilikos was told at home. Now this might not sound so terrible to us, but back then there was very little they could do, even for a fever. Doctors might give you a mixture of herbs that might help, but besides that there was only watching, waiting, hoping and praying.

Watch, wait and hope the Rich Basilikos most certainly did. But pray? Well, maybe he did, but more likely he didn't. Remember, he had chosen a comfortable lifestyle over life with God and His people. Praying to God was probably about the last thing he thought he should do or even could do. Why would God want anything to do with him after the way he had rebelled against Him?

But as the Rich Basilikos saw his son get sicker and even begin to die, he became desperate enough to even think about asking for God's help.

"Jesus is in Cana, only twenty miles from here," the Basilikos heard. "Since the Passover, everyone's been talking about this rabbi named Jesus who they saw do some amazing healings. Many think He is some special prophet from God... or maybe even the Messiah."

"I don't know about Jesus being some special prophet from God or the Messiah," the Rich Basilikos may have thought, "but if He can heal my son, that's what matters. I must hurry if there's a chance to save my son's life!"

As quickly as possible the Rich Basilikos made the seven-hour, uphill hike to Cana. When he found Jesus, a crowd already surrounded Him. Many had seen His amazing healings in Jerusalem at the Passover. He was big news now!

The Rich Basilikos made his way to Jesus and blurted

Story-telling Tips**Ahead of time:**

1. Read the Bible verses and story. Pray!
2. Create story cue cards on index cards (or highlight text).
3. Practice telling story dramatically, timing your presentation. Shorten, if necessary to fit your allotted time.
4. Decorate area with story props that help bring your story alive.

During your presentation:

1. Maintain as much eye contact as possible as you tell the story. Point to/use props at important points in the story. Include the kids in your story with a few questions about what they think will happen or words/concepts that might be new to them.
2. Watch the kids for signs that their attention span has been reached. Shorten, if necessary.

out his request, "Please, Sir," he begged, "come with me and heal my son. He is about to die!"

Jesus looked at the Rich Basilikos. It was the first time they had met, yet Jesus already knew all about him and why he had come, because of course He was God, who knows everything there is to know. He knew that the Rich Basilikos had come to Him for what He might do for his son, not because he believed in Him. Yet, still He loved him.

"Unless you people see miraculous signs and wonders," Jesus told him, "you will never believe."

The Rich Basilikos wasn't so interested in believing right then. He just wanted his son healed. "Sir," he said to Jesus, "come down with me before my child dies."

Jesus replied, "You may go. Your son will live."

This was not what the Rich Basilikos had asked for at all! He wanted Jesus to come with him, not to be sent back empty-handed. What should he do? Should he stay and keep pleading or even offer him money to persuade Jesus to come with him? Yet, there was something about Jesus that sparked a flicker of faith right there in the Rich Basilikos' heart. So he didn't keep begging or offer Jesus money. He simply believed Jesus and headed back down the road towards home.

Jesus had given him much to think about as he made the long journey home. Perhaps Jesus' challenging words stirred in his heart: "Unless you people see miraculous signs and wonders you will never believe." He had been so busy thinking about getting Jesus to heal his son that he hadn't been thinking about what it meant that Jesus could do these amazing miracles.

Perhaps the Rich Basilikos realized that Jesus never asked him his name or where he was from. Perhaps he realized that Jesus never asked who his son was or what sickness he had; yet seemed to know everything already. If Jesus healed his son, it would have to be only because Jesus was the Messiah, God's Son, for only God can know everything there is to know and knowing what will happen, without anyone telling Him. What would he find when he returned home?!

Whatever the Rich Basilikos was thinking, he was suddenly jarred from his thoughts by his servant hurrying towards him. "Your son is healed!" he exclaimed.

The Rich Basilikos was so happy! Before he met Jesus

this would have been enough for him, but know there's was something else he had to know: "Tell me, when exactly did my son get better?" the Rich Basilikos asked his servant.

"Yesterday at one o'clock," the servant replied.

The Rich Basilikos gasped. That was the exact time when Jesus had told him his son would live! His heart flooded with belief and love for God. Jesus really was the Messiah, the Son of God. He worshiped and thanked God for healing his son and for giving him faith in Jesus.

Now the Rich Basilikos hurried home. He couldn't wait to see his son and tell everyone in his household the news about Jesus. And when he did, they all put their trust in Him, too.

The Rich Basilikos was now indeed a very rich man, in the best of ways. For not only did he have his son restored to health. He and his whole family had come to know the LORD in their hearts. And that is the greatest riches of all!

Cracking the Case:

It's time to answer our Case Questions.

1. What is a Basilikos? What made him rich? How was he really poor?

He was a Jew who worked in King Herod Antipas' royal city. He was rich in money. He was poor because he didn't know God or even seem to care about Him.

2. Who gave him true riches? What were they? What amazing powers did this person show?

Jesus gave him true riches of salvation through faith in Him. He showed He knew and could do things that only God could do.

Something For You and Me

Our Bible Truth is:

The LORD Knows Everything There Is to Know

Our Bible Verse is: Daniel 2:20-22

"Blessed be the name of God forever and ever, to whom belong wisdom and might. He changes times and seasons; he removes kings and sets up kings; he gives wisdom to the wise and knowledge to those who have understanding; he reveals deep and hidden things; he knows what is in the darkness, and the light dwells with him."

Isn't the LORD wonderful? Wasn't He so merciful to

sinner like the Rich Basilikos? The LORD, who knows everything there is to know, knew this man didn't want to know Him or please Him. Yet, He is so merciful that He planned for him to be one of His people. What about you and me? Do you realize that the LORD know everything there is to know about us, too? He knows all our thoughts and actions. He knows everything we think about Him—whether we love Him or do not really care about Him. Might He be as merciful to us as He was to the Rich Basilikos and his family? Yes, indeed! He promises to save all who repent of their sins and trust in Him as their Savior.

Let's praise this God who knows everything there is to know. Let's ask Him to be at work even in our sinful, rebellious hearts, that we would not just be trying to use Him to give things we want, but that He would give us faith in Him to trust Him as Savior and a desire to know, love and serve Him our whole lives.

Close in prayer.

Closing ACTS Prayer

A God, we praise You for being the God who knows everything there is to know.

C God, we confess that like the Rich Basilikos, sometimes we would rather live a rich life, full of good things rather than think about God and live for Him. We need Jesus to save us!

T God, we thank You for loving sinful people, like the Rich Basilikos and us, even before they loved or cared about You and Your good ways.

S God, work in our hearts! Help us to turn from our sins and trust in Jesus as our Savior. Work in our hearts that we might want to know You and live for You.

Special Words

Basilikos: An important worker for a king.

King Herod Antipas: The Roman ruler over part of Israel.

ACTS PRAYER ACTIVITY

Use this sheet to write down your ACTS Prayer

Instructions:

Use this sheet to help the children apply the Bible Truth into a prayer. You can use the ACTS provided or even better, have the kids think of their own applications. Also have the children add their personal requests to the prayer, too. Lead the children in the prayer or let them pray sections, with your help. Never force a child to pray! Non-readers can participate by you whispering a section of the prayer into their ear and allowing them to pray it aloud for the group.

ADORATION:

God, we praise You for being.....

Add your own Adorations:

CONFESSION:

God, we confess that many times we doubt Your wisdom and Your plans, even though we know that You know all things. We need a Savior!

God, we have sinned against You....

Add your own Confessions:

THANKSGIVING:

Thank You, God for choosing to use all Your great wisdom and knowledge to fulfill all Your perfect plans. Thank You for sending Jesus as part of that perfect plan

God, we thank You for...

Add your own Thanksgivings:

SUPPLICATION:

God, search our hearts and help us to see the things we do that displease Him that we can't or don't want to see. Work in our hearts, that we would turn away from our sins and trust in Jesus as our Savior. Help us to trust Your good plans, made in Your perfect knowledge of all things.

God, we need Your help...

Add your own Supplication:

SNEAKY SNACK

Can you figure out how this snack ties in with our case?

Snack: Food from the Rich Basilikos' House

Prepare "Sick" food, such as Chicken Noodle Soup, with oyster cracker "Rich Basilikos money". You can add some parsley to the soup to look like the herbs the doctor gave the boy; or, grapes, olives, grape juice "wine", pita bread and hummus, etc. like what the family might have eaten. Remember

This is only a suggestion. Feel free to modify. Be mindful of allergy issues among your children!

Case Tie-in: The Basilikos was a rich man. He and his family enjoyed the best food. But his son was very sick-deathly sick. No doctor could cure him. So he sought out Jesus, who could heal the sick with God's power. He came to see and believe himself that Jesus was God's Son. Jesus displayed God's knowledge of all things in how He spoke to the Basilikos and how he healed his son without even asking what was wrong with him or his name or where he lived.

SOUL FOOD

Food for thought during snack time

1. What does the snack have to do with the story?

Choose a few questions from the other activity discussion sheets to talk about during this snack time.

2.

3.

4.

5.

6.

7.

Directions: Read and discuss Bible Truth, using a FEW of the questions. Play game. Feel free to modify the game to fit your children.

The LORD Knows Everything There Is to Know

God gave people minds to think and to learn with. From birth, people begin to learn things and they keep on learning their whole lives. But still, they die still not knowing many things.

God is very different from people. God knows everything in the whole universe and more. He knows everything about us, even what we are thinking in our hearts or do when no one else can see. He knows all of the past, the present, and even the future. No one has ever taught God anything. He just knows it. God is “omniscient”—all knowing.

Understanding the Bible Truth

1. Why did God give people minds? *To think and to learn with.*
2. What do people begin to do from birth? *Learn new things.*
3. What do people not know, even when they die? *Many things.*
4. How is God different from people in what He knows? *He knows everything there is to know and no one ever taught it to Him.*
5. What does He know about us? *Everything, even the things we try to keep hidden inside our hearts.*
6. Why is good and what is scary about God knowing everything about us? *It is good because He always knows what is the best thing to do. It is scary because none of the bad things we have hidden from others are hidden from Him.*
7. What does omniscient mean? *All knowing.*

Story Connection Questions

1. How does the case story point to the **Bible Truth: The LORD Knows Everything There Is to Know**? How did the Rich Basilikos learn that the LORD Knows Everything There Is to Know?
He didn't have to tell Jesus anything about himself or his son and yet Jesus still knew exactly who he was and what his son needed. He went home to find that indeed his son had been healed and came to believe that Jesus really was the Son of God, as did the rest of his household.

Bible Verse Connection Question

1. What does our Bible Truth have to do with our Bible Verse: **Daniel 2:20-22**: “Blessed be the name of God forever and ever, to whom belong wisdom and might. He changes times and seasons; he removes kings and sets up kings; he gives wisdom to the wise and knowledge to those who have understanding; he reveals deep and hidden things; he knows what is in the darkness, and the light dwells with him.”?
The LORD is the God who knows everything there is to know. He is completely wise. There is nothing that can be hidden from Him. He is the one who gives wisdom to make wise people wise.

Life Application Questions

1. What are some things God's people can do to show they believe that the LORD Knows Everything There Is to Know? *They go first to Him asking Him for wisdom for how to live their lives; They can trust what He has told them in His Word and by His Spirit are the wisest ways to live because He knows everything there is to know.*
2. Why do God's people need not fear what will happen in the future because the LORD Knows Everything There Is to Know? *Because not only does He know everything, but He is all powerful. He is always able to bring about His perfectly good plan, for His people's good and His glory.*
3. How can we become God's people? *By turning away from our sins and trusting in Jesus as our Savior.*

ACTS Questions

1. What is something we can praise God for because of this Bible Truth?

Praise God for knowing everything there is to know.

2. What are sins we can confess to God because of this Bible Truth?

Confess that even though God knows everything there is to know, and His perfect plans for us and this world reflect that, we still grumble and rebel against Him when things do not go the way we think they should go. We need a Savior!

3. What is something we can thank God for because of this Bible Truth?

Thank God for knowing all of our sin, even before we sinned once, and chose to send Jesus that we might be saved from our sins.

4. What is something we can ask God for because of this Bible Truth?

We can ask God to help us to trust Him and His perfect plans because He knows everything there is to know and always does what is best. We can ask Him to work in our hearts, that we would turn from our sins and from wanting things to go our own way, and trust in Jesus as our Savior and ask God to live out His good plans in us.

The Gospel

1. The LORD Knows Everything There Is to Know. He knows we are all sinners. Is there any hope for us? What is the gospel?

God is the good Creator and King of the world. He made people to worship Him and live by His good laws. But we are all sinners who've rebelled against Him. We all deserve death--God's just, eternal punishment for our sins. How terrible! But God has good news for us. In His great mercy, God sent His Son, Jesus to earth as a man to save sinners. He lived the perfect life that pleases God. (He's the only one who's ever done that!) He offered it up to God His Father as the perfect sacrifice for sins when He suffered and died on the cross. Then, on the third day, Jesus rose from the dead in victory. He had fully paid for the sins of God's people, so they wouldn't have to! Now all who turn away from their sins and trust in Jesus as their Savior will receive forgiveness of sins and eternal life with God. They will be His very own special people who will know Him and enjoy Him forever. We can be God's people, too, if we turn from our sins and trust in Jesus as our own Savior.

Game: Circle and Cross

Materials

Beanbags, 1 per child
Masking Tape
Bible Truth Questions

Preparing the Game

1. Choose 20+ questions for your game from the Bible Truth Discussion Questions, or make up your own.
2. Write the Bible Truth questions on small thin strips of paper (or make a photocopy of the Bible Truth Discussion Questions and Simply cut them into strips) and put them in the bag/bowl.
3. Tape a circle about 2' in diameter on the floor. Tape a large X in the Middle of it.
4. Mark one team's set of beanbags with a small piece of masking tape or other distinguishing mark.

Playing the Game

Divide the children into two teams, giving the members of each team a beanbag of the same color or marking. Have all the children stand outside of the circle, about 6' back. At your signal, have the children toss their beanbags into the circle, trying to make them land on the taped X. Count up the beanbags for each team that landed on it. That's how many points their quiz question is worth. Choose a question for each team from the bag/bowl. If a team gets it wrong, the question goes to the other team for 1 point, if they can get the correct answer. Gather up the beanbags and continue play.

Game continues as number of questions, time, and attention span allow.

Non-competitive Option

Set a target number of points for the whole group. Challenge the children to see how many turns it takes score the target number of points. Once the target has been reached, start the game over and see how many turns it takes to reach the target the second time.

Optional TAKING IT TO OTHERS Activity: Quiz Questions

Have the children choose a few of the questions from the game to ask the parents/other children during TAKING IT TO OTHERS time. Help pre-readers by whispering the question in their ear and letting them ask it aloud to the parents/other children. Make sure you read the Bible verse aloud before you ask your questions.

Directions:

1. Write words to song in large print before class.
2. Play the song for the children, helping them follow along on the song sheet.
3. Discuss the song, using a few questions from the discussion sheet. *Don't use them all!*
4. Introduce sign language for key words of your choice from sign language sheet for your song. Use as few or as many as you think the children can learn.
5. Sing and sign the song. Sign language as well as large format lyrics and sheet music are found in the PFI Unit Songbook or online.
6. If desired, play the Song Game.

Optional TAKING IT TO OTHERS Activity: Presenting and Singing the Song

1. Sing and sign the song, encouraging the watching children/parents to join in.
2. Ask the class some of the questions listed below. The Bible Truth Connection Question is particularly good to help them understand how the song ties in with the Bible Truth.

Immortal, Invisible

Immortal, invisible, God only wise,
In light inaccessible,
Hid from our eyes,
Most blessed, most glorious,
The Ancient of Days,
Almighty, victorious,
Thy great name we praise.

Listen to it on PFI ESV Songs 4, Track 23

Understanding the Song

1. Who is Immortal, Invisible, God only wise? *The LORD.*
2. What does "immortal" mean? *Not mortal--will never die.*
3. What does "invisible" mean? Why is God invisible? *Cannot be seen. He is invisible because He is only spirit—He doesn't have a physical body like we do.*
4. If Jesus is God, why isn't He invisible? *Because He took on a human body when He lived on earth. He is completely man and completely God.*
5. What does "wise" mean? *To know and to act according to God's perfectly good & loving ways.*
6. What does it mean that God is "only wise?" *Never makes a bad decision. He always knows the right thing to do and always does what is perfectly good and loving.*
7. What does "in light inaccessible hid from our eyes" mean? *God is a spirit, surrounded with the incredible bright light of His glory. But He, in all His glory, is inaccessible (something we cannot see or get to) here on earth because we are sinful people. We cannot stand in His perfectly holy presence.*
8. Who is the "Ancient of Days" and what does that mean? *The LORD is. To be ancient means to have been alive a long time ago. The LORD has always lived. There was never a time when the LORD did not live. He lived even before there were days. So He is called the Ancient of Days.*
9. What does it mean that the LORD is "most blessed, most glorious...almighty, victorious?" *He is the very best of everything there is, He is completely, purely holy, He is all powerful, His good plans will always win over evil.*

Bible Truth Connection Question

1. How does this song relate to our Bible Truth: **The LORD Knows Everything There Is to Know?**
The LORD is the Ancient of Days—He has always lived. He has always known what has happened, everywhere in the whole universe and beyond.. He is Immortal—He will never die, but always live to know everything. He is only wise—He always knows what is best and always does what is best. Because He is almighty and victorious, everything in the past, present and future always will be the working out of His perfect will.

Story Connection

1. How does this song relate to today's story? *The Rich Basilikos first went to Jesus thinking only about what he could get Jesus to do for him. But after Jesus healed his son without even going to see him, knowing his name, what was wrong with him or where he was, the Rich Basilikos came to believe that Jesus was God only Wise, the Son of God.*

Bible Verse Connection Question

1. What does this hymn have to do with our Bible Verse: **Bible Verse: Daniel 2:20-22:** "Blessed be the name of God forever and ever, to whom belong wisdom and might. He changes times and seasons; he removes kings and sets up kings; he gives wisdom to the wise and knowledge to those who have understanding; he reveals deep and hidden things; he knows what is in the darkness, and the light dwells with him."?

Daniel could tell Nebuchadnezzar his dream and it's meaning because the LORD reveals deep and hidden things. He gives wisdom to the wise and knowledge to the discerning. Daniel didn't depend on his own knowledge. He depended upon the LORD's.

Life Application Questions

1. How can God's people be affected by the message of this song? *They can praise God for being without beginning (Ancient of Days) and without end (Immortal). They can ask Him to give them wisdom to live as according to His perfectly good and loving ways. They can trust His good plan for themselves and others, because He really is the God Who Know Everything There Is to Know.*

2. How can we become God's people? *By turning away from our sins and trusting in Jesus as our Savior.*

ACTS Questions

1. What is something we can praise God for from this hymn?

Praise God for being Immortal, Invisible, the God who alone is wise.

2. What are sins we can confess to God from this hymn?

Confess that even those God is God only wise, that we foolishly choose to disobey His good ways. We deserve God's punishment! We need a Savior!!

3. What is something we can thank God for from this hymn? *We can thank God for the wisdom He gives us through His Word, the Bible.*

4. What is something we can ask God for from this hymn?

That God would work in our hearts that we might turn from our sins and trust Jesus as our Savior. Ask Him to give us wisdom and strength to live for Him.

Gospel Question

1. God is most glorious, all wise, worthy of all our worship. But, people have not worshiped Him as He deserves. They deserve His punishment! Is there any hope? What's the gospel?

God is the good Creator and King of the world. He made people to worship Him and live by His good laws. But we are all sinners who've rebelled against Him. We all deserve death--God's just, eternal punishment for our sins. How terrible! But God has good news for us. In His great mercy, God sent His Son, Jesus to earth as a man to save sinners. He lived the perfect life that pleases God. (He's the only one who's ever done that!) He offered it up to God His Father as the perfect sacrifice for sins when He suffered and died on the cross. Then, on the third day, Jesus rose from the dead in victory. He had fully paid for the sins of God's people, so they wouldn't have to! Now all who turn away from their sins and trust in Jesus as their Savior will receive forgiveness of sins and eternal life with God. They will be His very own special people who will know Him and enjoy Him forever. We can be God's people, too, if we turn from our sins and trust in Jesus as our own Savior.

Song Game: Word Take Away

Materials

Sign Language Signs and Song

White board and marker

Eraser

Preparing the Game

1. Write the words to the song on a white board.

Playing the Game

1. After children have learned the song and signs well, then tell the children that you are going to leave out words from the song (that you've learned signs for) and just do the sign in its place.

2. Have the children help you choose a word to take out. Erase the word from the board. Review the sign the for erased word.

3. Sing the song, trying to remember to NOT sing the word and do only the sign.

4. Continue to take out words until all of the words (with signs) have been taken out.

Game continues as number of questions, time, and attention span allow.

choose a FEW questions for discussion, then choose the game and/or music activity

Meditation Version: Daniel 2:20-22

"Blessed be the name of God forever and ever, to whom belong wisdom and might. He changes times and seasons; he removes kings and sets up kings; he gives wisdom to the wise and knowledge to those who have understanding; he reveals deep and hidden things; he knows what is in the darkness, and the light dwells with him."

Alternate Memory Version: Daniel 2:20,21

"Blessed be the name of God forever and ever, to whom belong wisdom and might...he gives wisdom to the wise and knowledge to those who have understanding; he reveals deep and hidden things; he knows what is in the darkness, and the light dwells with him."

Understanding the Bible Verse

1. What does it mean for the name of God to be blessed? What two things about God is He especially being blessed for being? *"Name" doesn't just mean what you call someone. It also means what someone it like. To be blessed is another way of saying that we praise God for what He is like. God's wisdom and power are especially being praised in these verses.*
2. What is God's wisdom like? *He always knows what is best and always acts according to His perfectly good and loving ways. He also knows everything there is to know about everything He has made. He even knows all of the past, present and future.*
3. What is God's power like? *He is more powerful than anyone else. He only uses His power in wise ways—to act according to perfectly good and loving ways. He changes times and seasons. He is in control of kings coming into power and losing their power to rule.*
4. What does it mean to be wise? What is always the wise thing to do? *To know and do the right thing in any situation. To act according to God's perfectly good and loving ways.*
5. What are deep and hidden things? *Not things that are deep and hidden in a hole. Deep things also means really important things. Hidden things are things that are hard—or even impossible—for humans to know or understand, unless God tells them, such as the future.*
6. What does it mean that God knows what "is in the darkness" and that "light dwells with him?" *It doesn't mean that He can see in the dark (although He can) or that He is surrounded by light (although He is). It means that things people think no one can know (like secret things they think or do), or things that people can't know (like the future), God knows. His knowledge of all things is like how turning a light on in a dark room let's you know what is in it—nothing can be kept away from God's knowledge of it.*

Bible Truth Connection Question

1. What does this verse have to do with the **Bible Truth: The LORD Knows Everything There Is to Know?** *The Lord is the God who knows everything there is to know. He is completely wise. There is nothing that can be hidden from Him. He is the one who gives wisdom to make wise people wise.*

Story Connection Questions

1. What does this verse have to do with today's story? *Even though the Rich Basilikos had never seen Jesus before, nor had he told him where he was from or any details about his sick son, Jesus knew everything about him and his son. He is God. Nothing is hidden from him.*

Life Application Questions

1. How can God's people apply this verse to their lives? *They can trust that God is always doing what is best in His plans because He alone knows all things and always acts according to His perfectly good and loving ways. They can ask Him to give them the wisdom they need to be discerning in what they do.*
2. How can we become God's people? *By turning away from our sins and trusting in Jesus as our Savior.*

ACTS Questions

1. What is something we can praise God for from this Bible verse?

Praise God for being all wise and powerful.

2. What is something we can confess to God from this Bible verse? *Many times we choose to disobey God even though we know He is all wise and always knows what is best. We deserve His punishment! We need a Savior!*

3. What is something we can thank God for from this Bible Verse?

We can thank God for the wisdom He gives to His people to make them wise.

4. What is something we can ask God for from this Bible Verse?

We can ask God to work in our hearts that we would want to turn away from disobeying Him and trust in this wonderful Jesus as our own Savior. We can ask Him to work in our hearts and give us wisdom to live for Him.

Gospel Question

1. God's plan to save His people through His Son Jesus is God's greatest display of His wisdom and power. Can you tell me God's plan of salvation? What is the gospel?

God is the good Creator and King of the world. He made people to worship Him and live by His good laws. But we are all sinners who've rebelled against Him. We all deserve death--God's just, eternal punishment for our sins. How terrible! But God has good news for us. In His great mercy, God sent His Son, Jesus to earth as a man to save sinners. He lived the perfect life that pleases God. (He's the only one who's ever done that!) He offered it up to God His Father as the perfect sacrifice for sins when He suffered and died on the cross. Then, on the third day, Jesus rose from the dead in victory. He had fully paid for the sins of God's people, so they wouldn't have to! Now all who turn away from their sins and trust in Jesus as their Savior will receive forgiveness of sins and eternal life with God. They will be His very own special people who will know Him and enjoy Him forever. We can be God's people, too, if we turn from our sins and trust in Jesus as our own Savior.

Game: All Dressed Up

Materials

Bible verse written up in large print so that all can see

Various items of clothing (shirts, hats, shoes, gloves, coats, pants, dresses, etc.), about 10 per team

Two baskets or boxes

Masking tape

Preparing the Game

1. Put the clothing items for each team in a basket/box and place at far end of relay area. Mark the starting line with masking tape.

Learning the Verse

Some or all of your children may be non- or early readers. Teach the verse in sections, having them say it after you. Repeat a few times. Add clapping or other movement as they say it.

Directions

1. If desired, lead the children in a discussion of a **FEW** of the most important questions before beginning game.

2. Explain the game to them as follows:

Divide the children into two teams and have them line up behind the starting line. Explain to them that they will run down to the leader at the other end of the relay area, recite the verse to him, pick out a piece of clothing and put it on. After getting it on, they are to run back to their team and sit down at the back. The next player then goes. This is repeated until all team members are dressed. The team is then to stand up, grab hands and chant the verse together. The first team to do so, wins.

Game continues as time and attention span allow.

Non-competitive Option

Don't split the children into teams. Instead, the children will try to beat the clock. Have the whole class say the verse before each child goes to get and put on a piece of clothing. When everyone has their costume clothes on, say the verse together one last time. Time how long it takes the children to do all of this. Repeat and see if they can do it more quickly the second time.

Optional TAKING IT TO OTHERS Activity: Quiz Questions

Have the children choose a few of the questions from the game to ask the parents/other children during

TAKING IT TO OTHERS time. Help pre-readers by whispering the question in their ear and letting them ask it aloud to the parents/other children. Make sure you read the Bible verse aloud before you ask your questions.

Directions:

1. Write words to song in large print before class.
2. Play the song for the children, helping them follow along on the song sheet.
3. Discuss the song, using a few questions from the discussion sheet. *Don't use them all!*
4. Introduce sign language for key words of your choice from sign language sheet for your song. Use as few or as many as you think the children can learn.
5. Sing and sign the song. Sign language as well as large format lyrics and sheet music are found in the PFI Unit Songbook or online.
6. If desired, play the Song Game.

Optional TAKING IT TO OTHERS Activity: Presenting and Singing the Song

1. Sing and sign the song, encouraging the watching children/parents to join in.
2. Ask the class some of the questions listed below. The Bible Truth Connection Question is particularly good to help them understand how the song ties in with the Bible Truth.

Blessed Be the Name of God

Listen to it on PFI ESV Songs 4, Track 24

Refrain

Blessed be the name of God forever and ever,
 Blessed be the name of God forever and ever,
 Blessed be the name of God forever and ever,
 To whom belong wisdom and might, To whom belong wisdom and
 might.

He changes times and seasons; He gives wisdom to the wise,
 He reveals deep and hidden things; He knows what in the darkness lies,
 And the light dwells with him, And the light dwells with him,
 To you, O God of my fathers, To you, O God of my fathers,
 I give thanks and praise, I give thanks and praise. *Refrain*

Daniel Chapter Two, verses twenty through twenty-three.

Song Game: Big Voice, Little Voice

Materials

Song
 Sign language signs used in the song printed out onto little cards
 Blindfold

Preparing the Game

None.

Playing the Game

1. Practice the song and signs until the children know them well. Then tell them: "Children, we are going to hide a sign language sign and see if one of you can find it... with a little help from the rest of us!"
2. Choose someone to be "It" and blindfold them. Choose another child to hide one of the sign language cards. When it's hidden, "It" can remove the blindfold and begin to look.
3. The rest of the children will sing the song in a louder voice when "It" gets closer to the hidden sign and quieter when "It" gets further from the sign.
4. When "It" finds the hidden clue, another "It" is chosen and play begins again.

Game continues as number of questions, time, and attention span allow.

STORY REVIEW

Directions: Read and discuss Bible Truth, using a FEW of the questions. Play game. Feel free to modify the game to fit your children.

General Story Questions

1. What did the Rich Basilikos do for a living and why didn't many Jews do it? *He worked in Tiberius for King Herod Antipas. Not many Jews did this because his city was built on a cemetery and that was considered unclean (sinful) for Jews to even walk there.*
2. Why did what the Rich Basilikos do show what he thought about God? *If he cared much about pleasing the Lord, he wouldn't have worked in Tiberius. Because he was unclean, he could not even go to The Temple in Jerusalem or to hear God's Word in the synagogue until he quit his job and made sacrifices.*
3. What was the Rich Basilikos' life like? *Rich! Beautiful house, servants, good food, children, but did not think about God.*
4. What did the Lord use to turn the Rich Basilikos' mind and heart to Him? *The sickness of his son.*
5. What did the family try to do for the sick son first? *Whatever they could think of; called in a doctor.*
6. Why did the Rich Basilikos decide to go get Jesus? *Not because he believed in Him, but because He hoped he could heal his son, like other people He had healed.*
7. What did Jesus say most people needed to believe in Him? *Miraculous signs.*
8. How did the Rich Basilikos believe without a sign? How did he have faith to do that? *He was willing to go home without Jesus. He believed Jesus' words that He would heal the son. The Holy Spirit gave him the beginnings of faith to believe in Jesus this much.*
9. What did the servant tell the Rich Basilikos on the road that showed him who Jesus really was? *The fact that the son had gotten well exactly when Jesus had told him that his son would live.*
10. What was so amazing about how Jesus healed the son? *He was never told where the son was, or what was wrong with him; He didn't have to even go to see him in order to know what to do.*
11. Who did the Rich Basilikos and his household realize that Jesus was? *He was the Messiah, the Son of God. He was the God who knows everything there is to know.*

Bible Truth Connection Questions

1. What does this story have to do with our **Bible Truth: The LORD Knows Everything There Is to Know**?
How did the Rich Basilikos learn that the LORD Knows Everything There Is to Know? *He did not have to tell Jesus anything about himself or his son and yet Jesus still knew exactly who he was and what his son needed. He went home to find that indeed his son had been healed and came to believe that Jesus really was the Son of God, as did the rest of his household*

Life Application Questions

1. How are we sometimes like the Rich Basilikos in how we think of Jesus? *Sometimes we are so busy asking Jesus to do something we want Him to do, that we are not really thinking about who He is and how we should live our lives to please Him.*
2. How do you think the Rich Basilikos might have changed his life after he believed in Jesus? *Stop working in Tiberius because it is unclean and displeasing to the Lord; start remembering the Lord each day and thanking and worshiping Him. Leading his family in worship, etc.*
3. How does God want us to respond to Jesus? *By turning away from our sins and trusting in Jesus as our Savior.*

Bible Verse Connection Question

1. What does the story have to do with our **Bible Verse: Daniel 2:20-22**: "Blessed be the name of God forever and ever, to whom belong wisdom and might. He changes times and seasons; he removes kings and sets up kings; he gives wisdom to the wise and knowledge to those who have understanding; he reveals deep and hidden things; he knows what is in the darkness, and the light dwells with him."?
Even though the Rich Basilikos had never seen Jesus before, nor had he told him where he was from or any details about his sick son, Jesus knew everything about him and his son. He is God. Nothing is hidden from him

ACTS Questions

1. What is something we can praise God for being that we learned in our story?

Praise God being the God who knows everything there is to know.

2. What is something we can confess as sin that we learned in our story?

Confess that like the Rich Basilikos, sometimes we would rather have a rich life full of good things rather than think about God and live for Him. We deserve God's punishment! We need a Savior!

3. What is something we can thank God for that we learned in our story?

We can thank God for loving His sinful people, like the Rich Basilikos, even before they loved or cared about Him.

4. What is something we can ask God for that we learned in our story?

We can ask God to work in our hearts, helping us to turn away from our sins and trust Jesus as our own Savior. And, we can ask that He might work in our hearts that we might want to know Him and live for Him.

The Gospel

1. The Rich Basilikos and his family came to believe in Jesus, even before Jesus had died on the cross! They didn't even know yet the full story of the good news of salvation through Jesus. Can you tell me what it is? What is the gospel?

God is the good Creator and King of the world. He made people to worship Him and live by His good laws. But we are all sinners who've rebelled against Him. We all deserve death--God's just, eternal punishment for our sins. How terrible! But God has good news for us. In His great mercy, God sent His Son, Jesus to earth as a man to save sinners. He lived the perfect life that pleases God. (He's the only one who's ever done that!) He offered it up to God His Father as the perfect sacrifice for sins when He suffered and died on the cross. Then, on the third day, Jesus rose from the dead in victory. He had fully paid for the sins of God's people, so they wouldn't have to! Now all who turn away from their sins and trust in Jesus as their Savior will receive forgiveness of sins and eternal life with God. They will be His very own special people who will know Him and enjoy Him forever. We can be God's people, too, if we turn from our sins and trust in Jesus as our own Savior.

Game: Basketball Toss

Materials

Small basketball or other ball
 3 (or 4) baskets
 Paper and Marker
 Masking Tape
 Story Review Questions

Preparing the Game

1. Choose 20+ questions for your game from the Story Review Discussion Questions, or make up your own.
2. Use tape to mark a free throw line. On the paper make three point values,(starting with two points and going up), one for each basket, and tape them to the corresponding basket. Set out the baskets with the one worth least points, the closest to the free throw line. The one worth the most points, set the farthest out. With younger children, make sure to set one basket so close in that they are almost guaranteed to get a basket. If desired, use the extra fourth basket to make a long bomb basket that is almost unreachable, but worth a lot of points.

Playing the Game

Divide the children into two teams. Teams will take turns having one of their members make a shoot. Each child gets three tries. The highest point value being what the question will be worth. Then ask the child a Story Review question. If he gets it right, then he earns those points for his team. If the person is unable to answer the question correctly, the other team can try to answer it for half the point values. If a child does not make a basket, he can still answer a question for 1 point.

Game continues until all children get to try to make a basket, or as number of questions, time, and attention span allow. The team with the most points at the end wins.

Non-competitive Option

Don't split into teams. Set a target point number for the group, telling them that together they are going to see how many turns it takes to reach the target number. Have the children take turns tossing the basketball(three tries each). Tally number of turns on a piece of paper. When the target number has been reached, start over and try to reach the target number in fewer turns.

Optional TAKING IT TO OTHERS Activity: Quiz Questions

Have the children choose a few of the questions from the game to ask the parents/other children during TAKING IT TO OTHERS time. Help pre-readers by whispering the question in their ear and letting them ask it aloud to the parents/other children.

CASE REPLAY ACTIVITIES

Use this guide to review the Case Story and act it out for others to enjoy!

CASE REPLAY, JR: YOUNGEST CHILDREN

Description: The children will act out the story together, everyone doing the same action/sound effect at the same time. This activity is most suitable for kindergarteners.

Materials

The Case RePlay, Jr. script for younger children

Preparation

1. Read through the script and write in the blanks along the side possible actions/sound effects the children could do to act it out.

Instructions

1. Tell the children that they will be re-enacting the story together as you tell it.
2. As you read the script, lead the children in actions/sound effects to do with you.
3. If desired, you can read the script and stop at certain sentences and ask them what a good action/sound effect would be to act out what you just read.
4. Repeat the re-enactment one or two times more.

CASE REPLAY, SR: OLDER CHILDREN

Description: The children act out the story as a three-scene play. You will narrate it using the Case RePlay, Sr. script and they will act it out (no spoken words, for the most part), with each child assuming a different character's role. This activity is most suitable for first grade and up. You will review the story, then practice it a few times before performing it for others.

Materials

The Case RePlay, Sr. script
White board or other large format paper
Costumes and props

Preparation

1. Prepare for the play by choosing costumes and props for each character in the story. Decorate the area with any scenery props.
2. Write the words "Beginning," "Middle," "End" on a large piece of paper/whiteboard with plenty of space under each heading. You will use this paper to help the children think about the story as a three-scene play, as it is presented in the script.

Instructions

1. Tell the children that they will get to act out the story as a three-scene play, with a beginning, Middle and end section. Tell them that before they can act it out, they need to think it out. as you narrate it with your script.
2. Take the children's answers as they recount the story, helping them put key incidents in the right order.
3. If desired, when they have filled in their Beginning, Middle, End, read through your whole (real) script, so they hear exactly what you will have them act out.
4. Then tell the children that it's time to practice acting out the story.
5. Assign parts to each child. If you are using costumes, do NOT give them out at this point. They will be a distraction.
6. Have all the children sit on the floor or in chairs on one side of the "stage," then call the characters up in place as their part in the story comes.
7. As you read the script, guide the children in where you want them to move or do to act it out.
8. After going through the whole script once, give out any costumes and props and act out the script once or twice more.

Optional TAKING IT TO OTHERS Activity: Re-enacting the Story

Read the script as the children act out together (younger) or assuming different roles (older) as the other children or the parents watch.

CASE REPLAY, JR--YOUNGER KIDS (KINDERGARTEN) P.2

Welcome to our play! The name of our story is called: The Case of the Rich Basillikos.

This story takes place in Galilee, during New Testament times when Jesus lived on earth.

And now we present: "The Case of the Rich Basillikos."

Actions:

Scene 1:

The Rich Basilikos walked home from working in King Herod Antipas' palace in Tiberius. He and his family enjoyed a good life because of his important job, but they chose it over being in fellowship with God because the Tiberius was built on a cemetery and this made the Basilikos unclean according to Jewish laws. The Rich Basilikos may not have cared much about God, but God cared about him. His son very sick with fever. All night they try what they can to heal him, but nothing works. As the son gets closer and closer to dying, the Rich Basilikos gets desperate. He finds out about Jesus, the healer and decides to go to Cana to plead with him to come and heal his son.

Scene 2:

As he walks the twenty miles to Cana, the Rich Basilikos is anxious to get to Jesus and ask for His help. When at last he arrives in Cana, he immediately looks for Jesus. Jesus is big news now that so many people saw all His miracles in Jerusalem. A crowd surrounds Jesus, but the Rich Basilikos makes his way up to Him anyway. He pleads with Jesus to come and heal his son. Jesus knows that the man is not really interested in believing in Him, just having Him heal his son. Jesus knows that the man didn't come because he was interested in believing in Him, just having Him heal his son. Jesus doesn't go with him, but tells the man to go home and his son will be healed.

Scene 3

The Rich Basilikos has faith to believe Jesus' words and heads home without Him. A servant meets the Rich Basilikos on the road as he is coming home and tells him that his son got well exactly at the time Jesus told him that he would get well. The Rich Basilikos now sees that Jesus must be the Son of God because He knew all about his son and was able to heal him, even though He had never been told any details about him. He believes in Jesus and when he tells his whole household what happened, they believe, too.

Bible Truth Tie-In:

The Bible Truth we are learning is: **The LORD Knows Everything There Is to Know**. The Rich Basilikos was a man who did not think about God, but the Lord used Jesus' healing of his sick son to believe in Jesus and see that He is the Son of God, who knows everything there is to know.

CASE REPLAY, SR--OLDER KIDS (1ST GRADE AND UP) P.3

Welcome to our play! The name of our story is called: The Case of the Rich Basillikos.

This story takes place in Galilee, during New Testament times when Jesus lived on earth.

The characters in our story are: Herod Antipas, the Rich Basilikos and his family and servants, dead bodies, doctor, other Jews, Jesus.

And now we present: "The Case of the Rich Basillikos."

Scene 1: (Beginning)

The Rich Basilikos walked home from working in King Herod Antipas' palace in Tiberius. He and his family enjoyed a good life because of his important job, but they chose it over being in fellowship with God because the Tiberius was built on a cemetery and this made the Basilikos unclean according to Jewish laws. The Rich Basilikos may not have cared much about God, but God cared about him. His son very sick with fever. All night they try what they can to heal him, but nothing works. As the son gets closer and closer to dying, the Rich Basilikos gets desperate. He finds out about Jesus, the healer and decides to go to Cana to plead with him to come and heal his son.

Scene 2: (Middle)

As he walks the twenty miles to Cana, the Rich Basilikos is anxious to get to Jesus and ask for His help. When at last he arrives in Cana, he immediately looks for Jesus. Jesus is big news now that so many people saw all His miracles in Jerusalem. A crowd surrounds Jesus, but the Rich Basilikos makes his way up to Him anyway. He pleads with Jesus to come and heal his son. Jesus knows that the man is not really interested in believing in Him, just having Him heal his son. Jesus knows that the man didn't come because he was interested in believing in Him, just having Him heal his son. Jesus doesn't go with him, but tells the man to go home and his son will be healed.

Scene 3: (End)

The Rich Basilikos has faith to believe Jesus' words and heads home without Him. A servant meets the Rich Basilikos on the road as he is coming home and tells him that his son got well exactly at the time Jesus told him that he would get well. The Rich Basilikos now sees that Jesus must be the Son of God because He knew all about his son and was able to heal him, even though He had never been told any details about him. He believes in Jesus and when he tells his whole household what happened, they believe, too.

Bible Truth Tie-In:

The Bible Truth we are learning is: **The LORD Knows Everything There Is to Know.** The Rich Basilikos was a man who did not think about God, but the Lord used Jesus' healing of his sick son to believe in Jesus and see that He is the Son of God, who knows everything there is to know.

The Rich Basiliko's Sick Son

Description

Children will make glove finger puppet with a mouth that can change expressions.

Materials

2" x 3" piece of peach/tan/white felt per child (face)

1" x 2" piece pink felt per child (cheeks)

1" x 2" piece black felt per child (eyebrows)

2" 2 1/2" piece red felt per child (mouth)

16 1/2" brown/black pom-poms per child (hair)

1 1" peach/tan/white pom-pom per child (nose)

1 1" piece sticky back Velcro per child

Glue gun and glue sticks

1 Knit glove per child

Craft Glue

2 5/8" jiggly eyes per child

Preparing the Craft

1. Tuck 4th finger on each glove into inside of glove. If desired, seal shut opening with glue gun and cut excess fabric from inside of glove.
2. Cut out 1 per child of Template #1 out of peach/tan/white felt.
3. Cut out 2 per child of Template #2 out of black felt.
4. Cut out 2 per child of Template #3 out of pink felt.
5. Cut out 1 per child of Template #4 out of red felt.
6. Cut out 1" Velcro strips, 1 per child.
7. Use glue gun to attach back of head to both Middle fingers, about 1/3 of the way down on the palm side of glove. (See Figure #1).

Making the Craft

1. Show the children your sample of the craft.
2. Have the children glue all facial pieces and hair to the Rich Basiliko's sick son's face EXCEPT mouth.
3. Attach Velcro to back of mouth, then stick it onto face in appropriate spot. Press firmly.
4. As children tell, story, they can switch the mouth from a down to up position as the son goes from being very sick to healed.

Other Option: If desired, you could buy two colors of gloves and make one Rich Basilikos and one son. Might also want to get two colors of hair pom-poms to help differentiate between the two.

Making a Bible Truth Connection

Once the children have settled into their craft, use the Bible Truth- Craft Connection Sheet to lead discussion about the craft. Note that most of these questions echo the questions on the case board, providing a review of what the children learned earlier.

Optional TAKING IT TO OTHERS Activity: Craft Presentation

If you are presenting the craft to other children or parents the children can hold up their crafts (or your model craft) and read their Bible Truth Connection answers to explain the importance of the craft.

CASE CRAFT**Discussion Guide****Instructions:**

As the children are settled into making their craft, ask them these questions to help them understand the craft's significance. Use the answers provided to guide the children's answers.

Discussion Questions

1. Where was Jesus healing and teaching in our story?

In Jerusalem and in Cana.

2. Why did the Rich Basilikos go to Cana? What was unusual about this? *To get Jesus to come heal his son. The Rich Basilikos had not lived a life that pleased God or was interested in God, yet now here he was looking for Jesus.*

3. What did the man have faith to believe even though Jesus didn't go with him? What news did the servant bring as the man was headed back home?

That Jesus would heal his son, even though He didn't go with him. The servant brought news that the son had been healed at the very time that Jesus gave him that promise.

4. What is Bible Truth that we are learning?
The LORD Knows Everything There Is to Know.

5. What does our craft have to do with our Bible Truth: The LORD Knows Everything There Is to Know?

Jesus knew who the Rich Basilikos was, where he came from and what was wrong with his sick son without even asking him anything because He is God and knows everything there is to know.

6. What can our craft help us remember?
God knows all of our needs and thoughts even before we say them.

TAKING IT TO OTHERS**Craft Presentation****Instructions:**

Have children hold up your model craft/their crafts. Choose five children (or you say) the five sections below to explain the craft's importance.

Presentation:

1. Our craft is: The Rich Basilikos' Sick Son.

2. On the road to Cana, the Rich Basilikos' servant ran to meet him as he was coming home to tell him that his sick son with the news that he had been healed, just as Jesus had promised.

3. Our Bible Truth is: The LORD Knows Everything There Is to Know.

4. Jesus knew who the Rich Basilikos was, where he came from and what was wrong with his sick son without even asking him anything because He is God and knows everything there is to know.

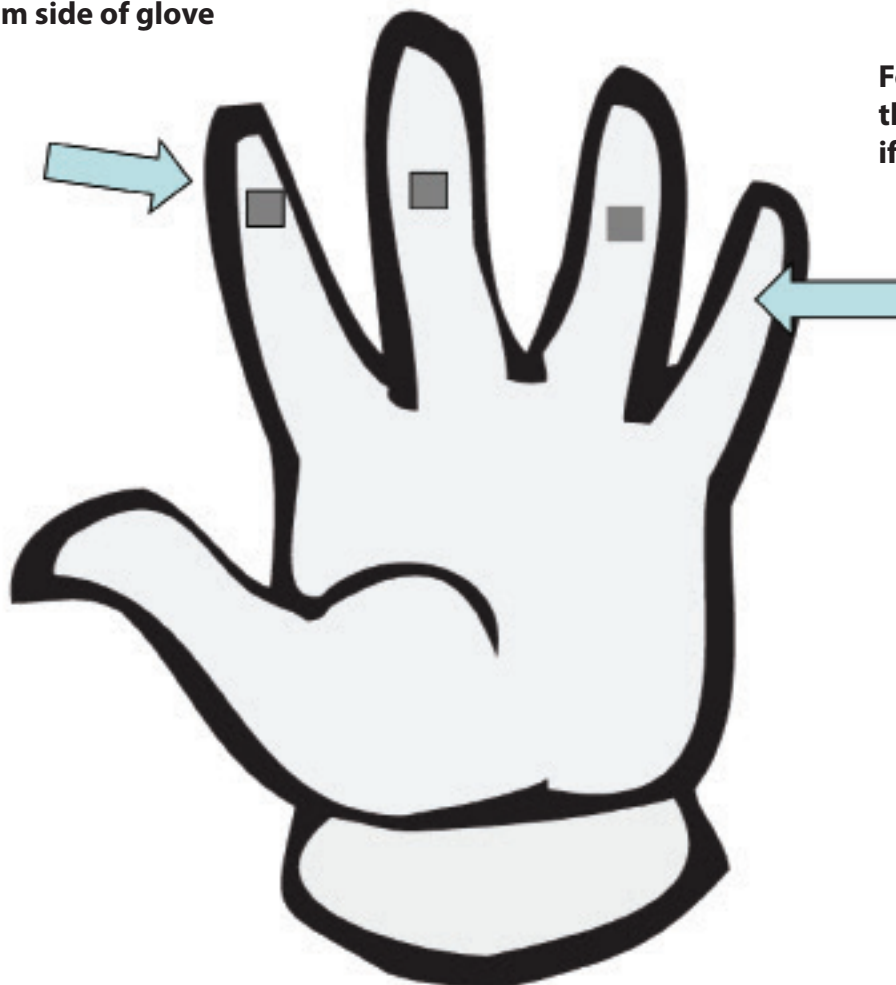
5. Our craft can help us remember that God knows all of our needs and thoughts even before we say them.

Note: Even non-readers can participate in presenting the craft, if you will whisper what they are to say in their ear and let them say it aloud for the others to hear.

Illustration of Face

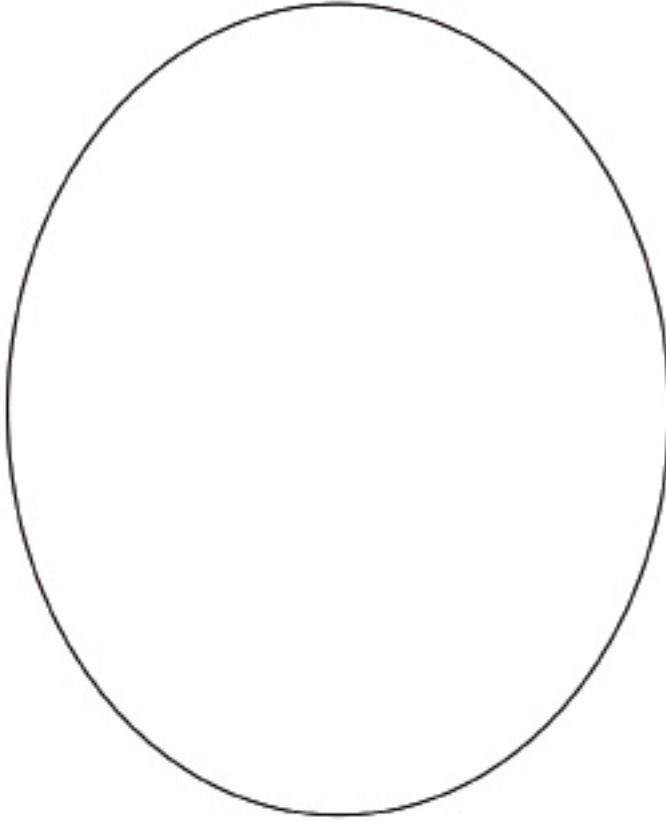


Attach Velcro here onto palm side of glove




Fold this finger back into the glove. Glue hole shut, if desired.

Template #1
Face



Template #2
Cheeks



Template #2
Eyebrows



Template #4
Mouth



BEFORE CLASS:**1. PICK YOUR PERSON**

VIPPs can be anyone in your church! Typically, they fall into 6 categories: Church staff, Elders, Deacons/deaconesses, Special Volunteers (people who aren't paid, but spend a lot of time helping out in particular ways), Supported Workers (aka missionaries), and Church Members.

2. GATHER YOUR FACTS

Use the VIPP Information Sheet to write down the facts about your VIPP. The information on this worksheet is used in the VIPP activities, listed in the "Choose an Activity" section below.

DURING THE ACTIVITY:**1. INTRODUCE YOUR VIPP**

Introduce your VIPP to the children, using the VIPP Information Sheet. Fill in a set of VIPP Clue Cards with the information for your VIPP. If desired, you can even have the actual person come into class for the children to meet.

Need help describing what someone does for the church in a kid-friendly way? Check out the list of common VIPPs on the Praise Factory website in the PFI resources. There are lots of kid-friendly descriptions for common VIPP's, such as pastors, elders, deacons and a lot more.

2. PRAY!

Lead the children in praying for the VIPP. Ask the children if they would like to pray for one of the VIPPs prayer requests. Even non-readers can pray for the VIPP if you whisper the prayer request in their ear, then let them say it aloud. Never force a child to pray!

3. CHOOSE AN ACTIVITY

There are two activities you can use to help the children learn about the VIPP:

VIPP Clue Cards: These are nine coloring sheets in which children fill in the nine things they learn about the VIPP from the VIPP Information Sheet. Photocopy a set of each child. Use as few or as many of these Clue Cards as you desire.

VIPP Game: This is a game that uses a set of Clue Cards for one or two VIPPs.

Choose a VIPP and fill in his/her information on the VIPP Information Sheet. Fill in a set of VIPP Clue Cards with the information for your VIPP. Tell the children about the VIPP, having them fill in the VIPP Clue Cards with the key facts as they learn them. Write any words the children need to write on a white-board or other piece of paper so they can see how to spell them. Help younger children write these words on their clue cards. Ideas for how to tell the children about many common VIPPs are listed at praisefactory.org with the resources for this Bible Truth.

Optional TAKING IT TO OTHERS Activity: Introduce and Pray for the VIPP

If you are presenting the VIPP to other children or parents you can assign children to hold up the 10 clue cards and say what each card tells about the VIPP. (Or, you can have the children hold them up as you tell what each one means.) Then lead the children in praying for the VIPP.

Game: Hot and Cold Hide

Materials

Information Sheet for one VIPP
2 Set of Clue Cards
8 8.5" x 11" Manila Envelopes
Blindfold

Preparing the Game

1. Fill in one set of clue sheets for the VIPP you are using.
2. Tape the other (blank) set of Clue Cards to the outside of the manila envelopes.
3. Put the filled-in clue cards in the corresponding envelope.

Playing the Game

Reveal: Tell the children about the VIPP, showing them your filled-in clue cards as you tell about them.

Review: Choose one child to be "The Finder" and cover his eyes with the blindfold. Choose one of the Clue Card envelopes. Choose another child to be "The Hider". This child will hide the envelope somewhere in the room. When the clue is hidden, the Finder takes off his blindfold and begins to look for the envelope. The other children say "hot, cold, etc" as the child gets closer or further from the envelope to help the child find it. When the folder is found, the teacher (or the child) tells the Clue Card category. The other children try to remember what the VIPP's answer was. Open it up and see if they got it right. If they did, the Clue Card is retired. If not, it can be added back into the Clue Cards to be hidden.

VIPP INFORMATION SHEET

VIPP NAME:

WHAT VIPP LOOKS LIKE

Man or Woman? _____

Hair color? _____

Eye color? _____

FAVORITE ANIMAL

FAVORITE FOOD

FAVORITE FREE TIME ACTIVITY

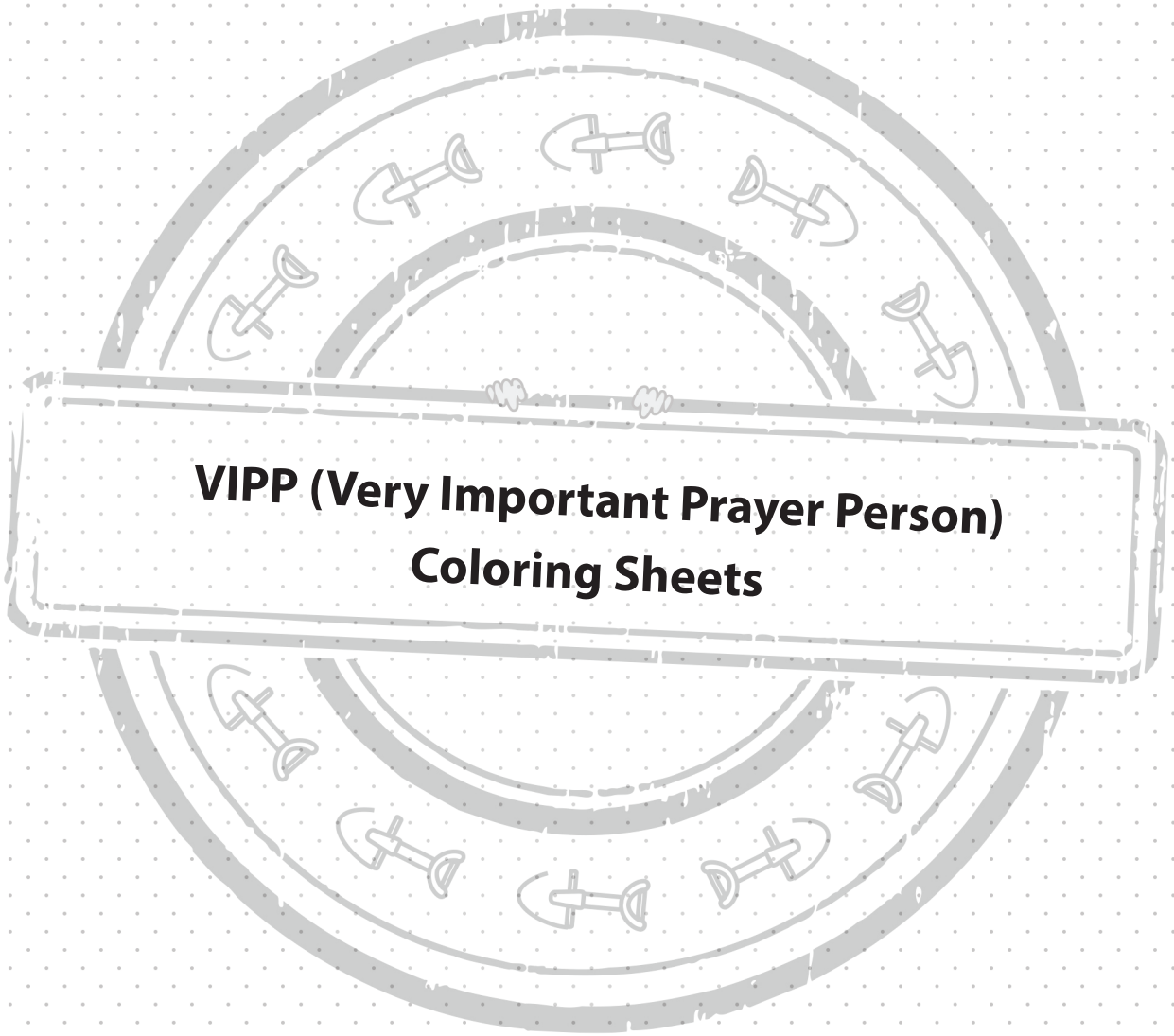
WHAT VIPP DOES DURING WEEK

VIPP GROUP OF SERVICE:

- | | |
|-------------------|----------------------------------|
| Church Member | Deacon |
| Elder | Church Staff |
| Special Volunteer | Supported Worker (Missionary) |

3 WAYS VIPP SERVES CHURCH

3 WAYS TO PRAY FOR THE VIPP



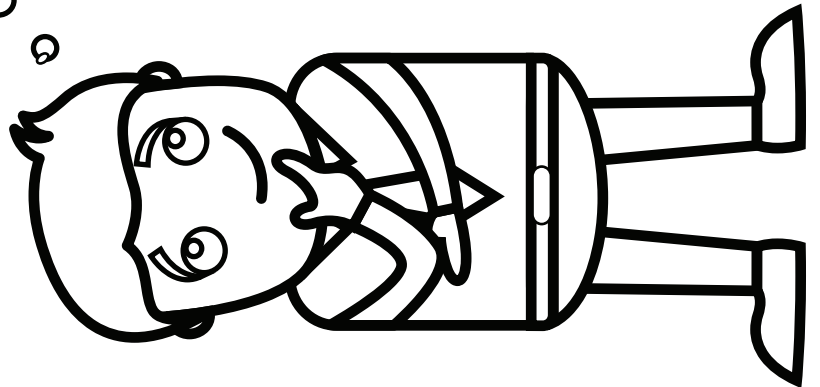
**VIPP (Very Important Prayer Person)
Coloring Sheets**



VIPP CLUE GUESS WHO

Can you guess who the
Very Important Prayer Person
is that we learned about and prayed for today?


Look at my clues
and see if you know who it is!



What VIPP group am I in? Circle the right group.



Church Staff




Special Volunteers



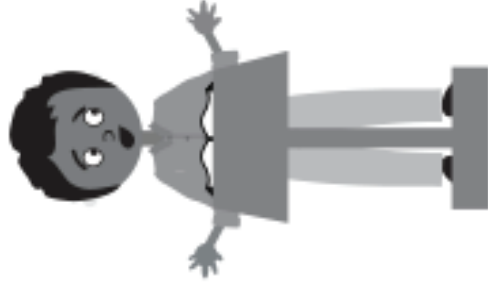
Supported Workers



Church Member

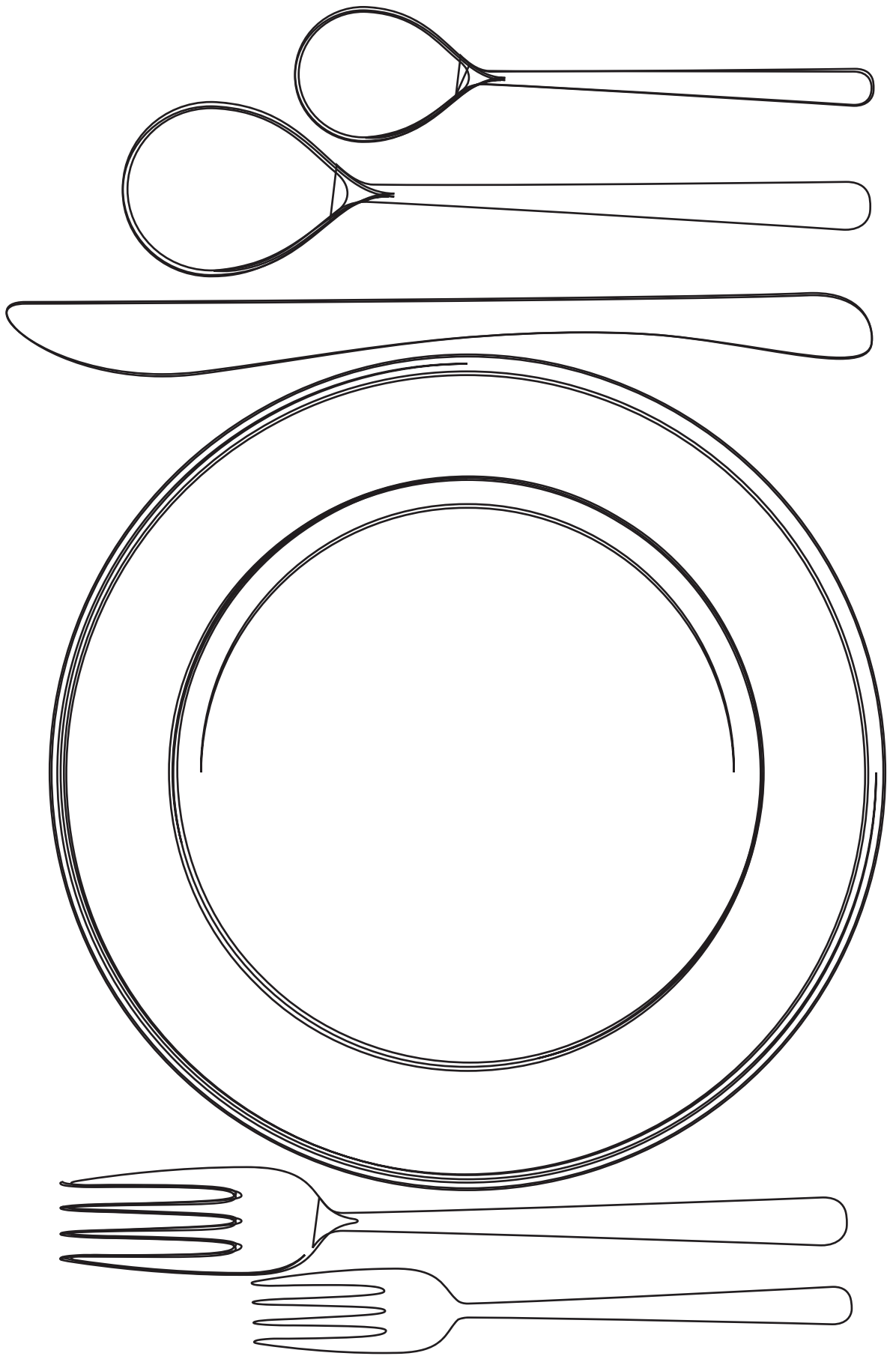


Deacons (Serve the physical needs of the church building and the church members)



Elders (Spiritual Teachers and Overseers of the Church)


Our VIPP's Favorite Food




Our VIPP's Favorite Animal



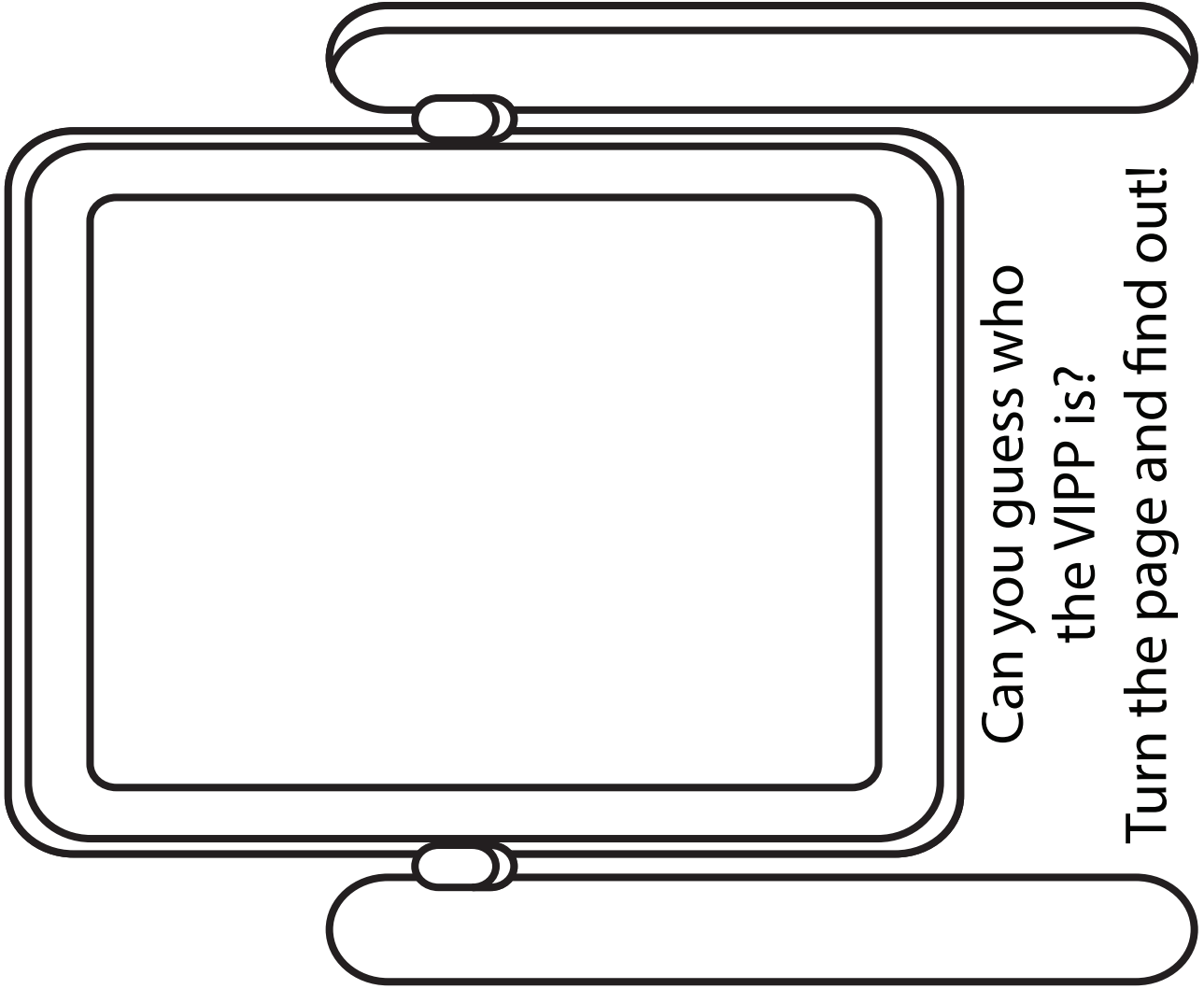
What our VIPP likes to do for fun




This VIPP's Job During the Week




What Our VIPP Looks Like



Can you guess who
the VIPP is?
Turn the page and find out!





A large rectangular area enclosed by a decorative border of repeating leaf-like patterns. Inside the border, there are five horizontal lines for writing. The text "(Name)" is centered between the second and third lines. The text "(Serves the church as)" is centered between the fourth and fifth lines.

Let's Pray for Our VIPPI!

