

# **DEEP DOWN DETECTIVES**



**Unit 15 Small Format Visual Aids, NIV**  
**God's People Gather Together**  
**(with Small Format Storyboard Pictures)**



Curriculum for preschool and elementary age children,  
training tools, music and other resources  
are available for download or to order at:  
[www.praisefactory.org](http://www.praisefactory.org)

© 2017 Praise Factory Media all rights reserved. May be reproduced by licensed user for classroom purposes only.

This and many other resources are available online at [www.praisefactory.org](http://www.praisefactory.org)

Scripture quotations marked (NIV) are taken from the Holy Bible, New International Version®, NIV®, Copyright © 1973, 1978, 1984 by Biblica, Inc.™ Used by permission of Zondervan. All rights reserved worldwide.[www.zondervan.com](http://www.zondervan.com)

Scripture quotations marked (ESV) are from The Holy Bible, English Standard Version® (ESV®), copyright © 2001 by Crossway, a publishing ministry of Good News Publishers. Used by permission. All rights reserved.

Scripture quotations marked HCSB are taken from the Holman Christian Standard Bible®, Copyright © 1999, 2000, 2002, 2003, 2009 by Holman Bible Publishers. Used by permission. Holman Christian Standard Bible®, Holman CSB®, and HCSB® are federally registered trademarks of Holman Bible Publishers.

# Table of Contents

<b>About the Deep Down Detectives Visual Aids</b>	<b>5</b>
<b>Unit 15: God's People Gather Together</b>	
<b>Why Do God's People Go to Church? To Worship God and Love One Another!</b>	
<b>Bible Truth 1: By Praising God for Jesus' Win over Death</b>	<b>7</b>
Story	9
Big Question and Answer Sign	15
Unit 15 All Bible Truths Sign	17
Bible Truth 1 Concept Sign	19
Bible Verse Sign	21
Detective Dan's Listening Assignment #1	23
Detective Dan's Listening Assignment #2	25
Detective Dan's Listening Assignment #3	27
Storyboard Pictures	35
<b>Bible Truth 2: By Learning from God's Word, the Bible</b>	<b>59</b>
Story	61
Big Question and Answer Sign	67
Unit 15 All Bible Truths Sign	69
Bible Truth 2 Concept Sign	71
Bible Verse Sign	73
Detective Dan's Listening Assignment #1	75
Detective Dan's Listening Assignment #2	77
Detective Dan's Listening Assignment #3	79
Storyboard Pictures	87
<b>Bible Truth 3: By Caring for Each Other's Needs</b>	<b>115</b>
Story	117
Big Question and Answer Sign	123
Unit 15 All Bible Truths Sign	125
Bible Truth 3 Concept Sign	127
Bible Verse Sign	129
Detective Dan's Listening Assignment #1	131
Detective Dan's Listening Assignment #2	133
Detective Dan's Listening Assignment #3	135
Storyboard Pictures	143

# Table of Contents, continued

<b>Bible Truth 4: By Telling What God Has Done and Praying</b>	<b>171</b>
Story	173
Big Question and Answer Sign	179
Unit 15 All Bible Truths Sign	181
Bible Truth 4 Concept Sign	183
Bible Verse Sign	185
Detective Dan's Listening Assignment #1	187
Detective Dan's Listening Assignment #2	189
Detective Dan's Listening Assignment #3	191
Storyboard Pictures	199
<b>Bible Truth 5: By Baptizing People Who Trust in and Live for Jesus</b>	<b>227</b>
Story	229
Big Question and Answer Sign	235
Unit 15 All Bible Truths Sign	237
Bible Truth 5 Concept Sign	239
Bible Verse Sign	241
Detective Dan's Listening Assignment #1	243
Detective Dan's Listening Assignment #2	245
Detective Dan's Listening Assignment #3	247
Storyboard Pictures	255
<b>Bible Truth 6: By Remembering Jesus Died to Save Them</b>	<b>281</b>
Story	283
Big Question and Answer Sign	289
Unit 15 All Bible Truths Sign	291
Bible Truth 6 Concept Sign	293
Bible Verse Sign	295
Detective Dan's Listening Assignment #1	297
Detective Dan's Listening Assignment #2	299
Detective Dan's Listening Assignment #3	301
Storyboard Pictures	309
<b>Other Visual Aids</b>	<b>337</b>
Making a Big Question Box/Briefcase	338
Making a Flannelgraph Storyboard	339
Making Durable Storyboard Pictures	339
Making Durable Story Scene Pictures	339
Making the Deep Down Detectives Bible Folder	340
Deep Down Detectives Bible Folder Picture Front Cover	341
Deep Down Detectives Bible Folder Picture Back Cover	343

## About Deep Down Detectives Visual Aids and Small Format Storyboard Pictures

### How Are They Used?



The Deep Down Detectives Visual Aids and Small Format Storyboard Pictures are companion resources to be used alongside the Deep Down Detectives Core Curriculum for each unit. These colorful pictures are used in presenting the key concepts, telling the Bible stories, and, in playing the Bible Story Review games. The storyboard pictures in this book are for flannelgraph boards 24" x 36" or larger. (Choose Visual Aids with Large Format Storyboard Pictures for very large boards.)

### What Do They Include?



**There are six, different resources included in this book:**

**1. Key Concept Visual Aids**-- colorful signs of the Big Question and Answer, the Bible Truths taught in each unit, the Bible verses, and the Listening Assignments used with the curriculum for each Bible Truth taught in the unit.

**2. The Storyboard Picture Key**--a who's who of the pictures in thumbnail size.

**3. Storyboard Suggested Picture Placement** page--how you can place your pictures up on your storyboard that works well with the story.


**4. The Storyboard Pictures, themselves.** Notice that each picture is identified on the back for easy reference.

**5. Directions** for how to make a homemade flannelgraph storyboard and sturdy storyboard pictures.

**6. Directions** for making the Deep Down Detectives "Bible" Folder and the **back/front images** to paste in place when making it. (Larger back/front images are found online with the curriculum.)




### Ready, Set, Rip It Out!



This book is meant to be ripped up and made into your visual aid. The key concept signs can be cut out and laminated or slipped into sheet protectors. Cut out around the storyboard images and ideally, laminate these. Some of the biggest pictures actually need to be stuck together, before laminating.

### Store It!



Deep Down Detectives is a curriculum that can be used over and over. Store your visual aids and storyboard pictures after using them and they will serve you for many years. We store ours in manilla envelopes and then put them (along with all the rest of the curriculum) in magazine files, labeled by unit. If you have multiple classes using the curriculum, store each set of resources in separate manilla envelopes. This will make prep much simpler, second time around.

### Replacement Storyboard Pictures



You can always purchase this book again or simply go online to the [praisefactory.org](http://praisefactory.org) website (Deep Down Detectives section) and print out any pictures that go missing.

## Deep Down Detective Curriculum Resources

These Deep Down Detectives resources are available as free, digital downloads at [praisefactory.org](http://praisefactory.org), or for purchase as hard copies through [amazon.com](http://amazon.com).

### About Deep Down Detectives Visual Aids (with Large Format Storyboard Pictures)

#### **Deep Down Detectives Visual Aids, ESV/NIV (with Large Format Storyboard Pictures) for each unit**

This resource provides large, colorful signs of the key concepts used in the unit. It also provides colorful storyboard (flannelgraph) pictures to cut out and use as you tell each story. These storyboard pictures are for use with storyboards at least 36" x 48" in size.

### Other Deep Down Detectives Resources

There are four other companion resources for each of the sixteen Deep Down Detectives units:

#### **Deep Down Detectives Core Curriculum Book, ESV/NIV for each unit**

The Deep Down Detectives Core Curriculum book contains the curriculum introduction, the lesson plans, stories, music, activities and take home sheets for each Bible Truth in a unit.

#### **Deep Down Detectives Small Format Visual Aids, ESV/NIV (Small Format Storyboard Pictures) for each unit**

This resource provides large, colorful signs of the key concepts used in the unit. It also provides colorful storyboard (flannelgraph) pictures to cut out and use as you tell each story. These storyboard pictures are for use with storyboards at least 24" x 36" in size.

#### **Deep Down Detectives Visual Aids with Story Scenes, ESV/NIV for each unit**

This resource provides large, colorful signs of the key concepts used in the unit. It also provides easy-to-use colorful scenes that you hold up in sequence as you tell the story. The story text for each scene is printed on the back of each scene. There are ten scenes per story.

#### **Deep Down Detectives Fundamentals, ESV/NIV for each unit**

This resource provides the key concepts, the story and small versions of the Story Scene pictures, discussion questions and five activity sheets. No lesson plan. Just the core truths. This is a great, basic resource for use at home or informal teaching situations.

All of these materials may be photocopied for non-commercial church, classroom or school use by licensed users.

### Other Resources in the Praise Factory Family of Curriculum

Deep Down Detectives is the second in a family of three, inter-related curriculums:

- Hide 'n' Seek Kids (focus group: ages 2-4; adaptable range: ages 2-pre-K 5's)
- Deep Down Detectives (focus group: ages 4--6's; adaptable range: ages 3-2nd grade)
- PFI: (focus group: grades K-5th grade; adaptable range: pre-K 5's-6th grade)

Each curriculum teaches the same biblical themes, but are presented in greater depth as the children grow and develop. Together, the curriculums work like an expanding spiral of truth that returns to reinforce the same truths with each curriculum, yet leading the children to deeper understanding with each step up.

Learn more about these curriculums as well as other resources and ideas for reaching children with the gospel at: [www.praisefactory.org](http://www.praisefactory.org).

# **DEEP DOWN DETECTIVES**



**Visual Aids**

**Unit 15,**

**Bible Truth 1**

## About Deep Down Detectives Visual Aids and Small Format Storyboard Pictures

### How Are They Used?



The Deep Down Detectives Visual Aids and Small Format Storyboard Pictures are companion resources to be used alongside the Deep Down Detectives Core Curriculum for each unit. These colorful pictures are used in presenting the key concepts, telling the Bible stories, and, in playing the Bible Story Review games. The storyboard pictures in this book are for flannelgraph boards 24" x 36" or larger. (Choose Visual Aids with Large Format Storyboard Pictures for very large boards.)

### What Do They Include?



**There are six, different resources included in this book:**

**1. Key Concept Visual Aids**-- colorful signs of the Big Question and Answer, the Bible Truths taught in each unit, the Bible verses, and the Listening Assignments used with the curriculum for each Bible Truth taught in the unit.

**2. The Storyboard Picture Key**-- a who's who of the pictures in thumbnail size.

**3. Storyboard Suggested Picture Placement** page--how you can place your pictures up on your storyboard that works well with the story.


**4. The Storyboard Pictures, themselves.** Notice that each picture is identified on the back for easy reference.

**5. Directions** for how to make a homemade flannelgraph storyboard and sturdy storyboard pictures.

**6. Directions** for making the Deep Down Detectives "Bible" Folder and the **back/front images** to paste in place when making it. (Larger back/front images are found online with the curriculum.)




### Ready, Set, Rip It Out!



This book is meant to be ripped up and made into your visual aid. The key concept signs can be cut out and laminated or slipped into sheet protectors. Cut out around the storyboard images and ideally, laminate these. Some of the biggest pictures actually need to be stuck together, before laminating.

### Store It!



Deep Down Detectives is a curriculum that can be used over and over. Store your visual aids and storyboard pictures after using them and they will serve you for many years. We store ours in manilla envelopes and then put them (along with all the rest of the curriculum) in magazine files, labeled by unit. If you have multiple classes using the curriculum, store each set of resources in separate manilla envelopes. This will make prep much simpler, second time around.

### Replacement Storyboard Pictures



You can always purchase this book again or simply go online to the [praisefactory.org](http://praisefactory.org) website (Deep Down Detectives section) and print out any pictures that go missing.



**The Case of the Third Day Yay***Exodus 16,20; Luke 22-24; Acts 20:7; 1 Corinthians 16:2***Story-telling Tips**

Ahead of time:

1. Read the Bible verses and story. Pray!
2. Choose story action cues and prepare storyboard figures/Story Scenes, if using. (In Visual Aids book)
3. Practice telling story with the storyboard figures/Story Scenes, timing your presentation. Shorten, if necessary.

During your presentation:

1. Maintain as much eye contact as possible as you tell the story.
2. Put up storyboard figures/add story action cues/hold up Story Scenes as you tell the story. Allow the children to help you put them on the board, if desired.
3. Include the children in your story with a few questions about what they think will happen or words/concepts that might be new to them.
4. Watch the kids for signs that their attention span has been reached. Shorten, if necessary.

**INTRODUCTION/ LISTENING ASSIGNMENTS**

**"Our story is called: The Case of the Third Day Yay. Here is your listening assignment."** Read from Detective Dan's Listening Assignment signs, but questions are summarized below:

**Detective Dan's Lesson #1 Listening Assignment:**

I need to find out:

1. **What happened on the third day after Jesus died that made the disciples so happy?**
2. **What day of the week was that third day? What did Jesus' followers keep doing each week to remember that first, wonderful day?**

**Detective Dan's Lesson #2 Listening Assignment:****Our Bible Verse is 1 Peter 1:3**

"He has given us new birth into a living hope through the resurrection of Jesus Christ from the dead."

I need to find out:

1. **Who celebrated Jesus' resurrection from the dead on that first, wonderful Sunday?**
2. **How did they receive a new birth into a living hope? What did that mean?**

**Detective Dan's Lesson #3 Listening Assignment:**

I found six clues, but only 4 of them are in the story.

Our six clues are: Jesus, bird, praying together, God's Word, a cross and a hat.

*Hold each of them up for the children to see as you identify them.*

I need to figure out:

1. **Which four belong in the story and which two don't?**
2. **What did Jesus is followers celebrate every Sunday? What did they thank God for doing?**

**Read the assignment questions, THEN SAY,**

"Ok, Deep Down Detectives! Put on your best listening ears and see if you can hear the answers to Detective Dan's questions. When I finish telling the story, we will see if we can answer all the questions."

*Read the Bible Truth story, answer questions, present the gospel and lead in prayer.*

*Answers to questions; the gospel; and, ACTS prayer are included with the story text.*

**The Case of the Third Day Yay** *Exodus 16,20; Luke 22-24; Acts 20:7; 1 Corinthians 16:2*

*Story with lines separating paragraphs (text in bold, optional interaction cues in italics) Numbers correspond to storyboard pictures and placement upon the storyboard. Always feel free to use less pictures, if it's best for your kids. Simply black out the numbers next to pictures you do not plan to use. All pictures are found in the Visual Aids book. Put BG (background) pictures on storyboard ahead of time. SB pictures (listed below in story text) are added to board as you tell the story. These numbers are also found on the back of each picture. Tip: Stack pictures in numerical before telling story for easy use. Use sticky-back velcro to attach pictures to storyboard felt. Use sticky-tac putty to stick a picture on top of another picture. OR, if using the Story Scenes to tell the story, disregard the storyboard picture references listed below.*

---

**(SB1) Walk! Walk! Walk! Look at all of God's people walking. Where are they going? What are they doing? They aren't staying at home, so where are they going?**

*Where do you think they are going?*

**(SB2) Are they going to the market to shop? No, not the market. (SB3) Are they going to the fields to work? No, not this day.**

---

**Then, where ARE they going? Aren't those the things they do EVERY day? Aren't those the places they go every day: Sunday, Monday, Tuesday, Wednesday, Thursday, Friday, and Saturday?**

**Well, not quite every day. There was one day, each week, that God told them to do something very different. On this day, they were to rest. And, instead of going about their regular work, they were to go to the worship place. (SB4) This was the day they were to gather together and worship the LORD. Do you know what this special day was called?**

*Can you tell me what it's called?*

---

**(SB5) It was called the Sabbath --from the Hebrew word for "rest." And which day of the week was the Sabbath? It was Saturday, always Saturday --the last day of the week. That's why, in our story, God's people weren't staying at home, or going to shop at the market, or going to work in the fields on this day. This was the Sabbath Day, and God's people were going to worship God, as God told them to in the Ten, Big Laws He gave them through Moses.**

**For hundreds and hundreds of years, the Sabbath-Saturday was the day God's people were to rest from their work, and to gather together to worship God. But then, something really big and wonderful happened: the Savior came. And something He did changed that worship day from Saturday to Sunday. Do you know the Savior's name?**

*Can you tell me His name?*

**(SB6) It's Jesus!**

---

**Yes, Jesus came to earth to be the Savior of God's people. (SB7) He lived a perfect life. He never, ever disobeyed God. He was the perfect law-keeper of all of God's laws. (SB8) Then, Jesus gave His perfect life as the full payment for the sins of God's people, when He suffered and died on the cross.**

---

**(SB9) Friends came and took Jesus' body off the cross. They covered it in sweet-smelling spices and wound white, linen cloth around it. (SB10) They buried Jesus' body in a grave cave, (SB11) rolled a huge stone in place to shut the cave, and left Him. Oh, how sad they were on that Friday when Jesus died.**

**In that grave cave, Jesus' dead body lay all that Friday and all that Sabbath-Saturday. (SB12) Soldiers stood guard over the grave cave, making sure no one came and took Jesus body.**

*Story with lines separating paragraphs (text in bold, optional interaction cues in italics)*

**But then, early on the next day--Sunday--what a surprise there was for those soldiers and Jesus' disciples ...and really the whole world! Jesus' body didn't stay put AT ALL! Can you tell me what happened?**

*What happened to Jesus?*

**(SB13) God raised Jesus from the dead! Out of that grave cave, Jesus came. He was alive, never to die again!**

**Jesus appeared to many people that day. (SB14) He appeared to three women who had come to His grave cave. Yay! Jesus is alive! (SB15) Then, to two people as they walked along the road to their home. "Yay! Jesus is alive!" (SB16) And in the evening, Jesus appeared to a whole group of His disciples. "Yay! Jesus is alive!"**

**Yes! Jesus was alive, and His friends were so happy! Jesus had really beaten sin and death for God's people. Now, instead of facing God's punishment, God's people were forgiven. They would get to know God, and love and enjoy Him forever. What an amazing day this was! This was the day God's people had been waiting for since the beginning, when Adam and Eve disobeyed God and sin came into the world.**

**Jesus' followers never wanted to forget this wonderful Sunday. (SB17) So, they began to gather together every Sunday to celebrate what He had done for them. They didn't call this special worship day the Sabbath anymore. They gave it a new name to remind them of what Jesus had done. Do you know what that new name is?**

*Can you tell me?*

**They called it "the Lord's Day" because they were celebrating the wonderful Sunday when the Lord Jesus rose from the dead, proving He had beaten sin and death for God's people.**

**(SB18) From then on, Jesus' followers kept on gathering together every Lord's Day to worship God and love one another. They worshiped God and praised Jesus, their Savior, who beat sin and death for them. They shared stories of the amazing things that God was doing, and asked God to do more. They learned from God's Word, the Bible, and shared a special meal together to remember that Jesus died for their sins. They prayed and care for each other's needs. In all these ways, they worshipped God and loved one another. How loud were their praises every Lord's Day! Sunday was a big celebration day.**

**But as happy as those first Christians were to celebrate every Sunday in their little gatherings, that wasn't enough. Not enough for them and not enough for God. They wanted more, more, more! Can you guess what they wanted more of?**

*Can you guess?*

**(SB19) They wanted MORE people to know the good news of Jesus. They wanted MORE people to turn away from their sins and trust in Him as their Savior. They wanted MORE people to know God, love God, and sing praises to Him. They wanted the WHOLE WORLD to be filled with God's people.**

**This was what Jesus had told them to do. "Go into the whole world with the gospel," Jesus had said, right before He went up to heaven. "Teach them to repent of their sins and trust in Me as their Savior. Baptize them as My followers. Teach them how to be My disciples. Teach them how to live as God's people," He said. "I will send the Holy Spirit to help you," Jesus promised.**

*Story with lines separating paragraphs (text in bold, optional interaction cues in italics)*

---

**And that's just what Jesus' disciples did. (SB20) After the Holy Spirit came to live in their hearts, they began to tell everyone the good news of Jesus. First, to the people living in Jerusalem, (SB21) then out to their nearby neighbors, they went with the gospel. (SB22) The Holy Spirit worked in the hearts of many, and they turned from their sins and trusted in Jesus as their Savior. These new believers joined the disciples as they gathered together. Sundays had become their celebration day, too. God's people were growing in number. Their praises were getting louder!**

---

**Then, further and further away they went (SB23) to tell the good news of Jesus to others in faraway places. The Holy Spirit worked in the hearts of many of these people, too. They turned from their sins and trusted in Jesus as their Savior. (SB24, SB25) Little churches of believers sprung up everywhere. Sundays had become their celebration day, too.**

---

**(SB26) Since then, God's people keep on spreading the good news of Jesus, and the Holy Spirit keeps on working in hearts. And what do God's people keep doing on Sundays?**

*Can you tell me?*

**They have kept on gathering together on Sundays to celebrate that most wonderful Sunday when Jesus beat sin and death for God's people. And their numbers keep growing and their praises were getting louder, as more people put their faith in Jesus.**

**And this is why we gather together today: to celebrate how Jesus proved He beat sin and death for God's people on that wonderful Sunday, long ago!**

**Cracking the Case:** (story wrap-up for Listening Assignments)

It's time to see how we did with our Listening Assignment.

**Detective Dan's Lesson 1 Listening Assignment:**

**1. What happened on the third day after Jesus died that made the disciples so happy?** Jesus rose from the dead. He proved that He had really beaten sin and death for God's people.

**2. What day of the week was that third day? What did Jesus' followers keep doing each week to remember that first, wonderful day?** A Sunday. They started gathering together every Sunday to celebrate what Jesus had done for them.

**For You and Me:**

God's people around the world still celebrate with a "third day yay"! They still gather together on Sundays to celebrate Jesus rising from the dead in victory over sin and death for God's people. We can join in that celebration, too, when we turn away from our sins and trust in Jesus as our Savior. Ask God to help you do this. He loves to answer this prayer.

**Detective Dan's Lesson 2 Listening Assignment:**

**Our Bible Verse is 1 Peter 1:3:** "He has given us new birth into a living hope through the resurrection of Jesus Christ from the dead."

**1. Who celebrated Jesus' resurrection from the dead on that first, wonderful Sunday?** Jesus' disciples.

**2. How did they receive a new birth into a living hope? What did that mean?** They had turned away from their sins and trusted in Jesus as their Savior. God forgave their sins and made their hearts new. He sent His Holy Spirit to live inside of them, so they could know Him, and to help them love Him and live for Him. He filled their hearts with hope in Jesus now, and hope in one day going to live with Him forever in heaven. That would be best of all.

**For You and Me:**

Like those first followers of Jesus, we, too, can receive a new birth into a living hope. We, too, can have our sins forgiven and begin life as one of God's people. We can know God in our hearts now and one day, go to live with Him forever in heaven. How? When we turn away from our sins and trust in Jesus as our Savior.

**Detective Dan's Lesson 3 Listening Assignment:**

Our six clues were: Jesus, bird, praying together, God's Word, a cross and a hat

**1. Which four belong in our story?**

Jesus, people praying, God's Word and the cross belong. The bird and the hat do not.

**2. What did Jesus is followers celebrate every Sunday? What did they thank God for doing?** They gathered together to celebrate Jesus' beating sin and death for them on that first, wonderful Sunday when He rose from the dead. They thanked God for sending Jesus to be their Savior.

**For You and Me:**

Gods people around the world still celebrate with a "third day yay"! They still gather together on Sundays to celebrate Jesus rising from the dead in victory over sin and death for God's people. We can join in that celebration, too, when we turn away from our sins and trust in Jesus as our Savior. Ask God to help you do this. He loves to answer this prayer.

**The Gospel** (story wrap-up if NOT using Listening Assignments)**Our Bible Truth is:****Why Do God's People Go to Church?****To Worship God and Love One Another...****By Praising God for Jesus' Win over Death!**

Why do God's people go to church? To worship God and love one another... by praising God for Jesus' win over death! What a wonderful day it was when Jesus rose from the dead! He had beaten sin and death for God's people. Oh, how we needed Him to do that! You see, all people have chosen to disobey God. We all deserve His punishment.

God would have been perfectly fair to punish us all for our sins; but, He is so full of mercy that He sent His Son, Jesus, to be our Savior. Jesus lived a perfect life, then offered it as the full payment for the sins of God's people when He died on the cross. On Day Three, He rose from the dead, showing He had beaten sin and death for them..

Now, all who turn from their sins and trust in Jesus as their Savior are forgiven their sins, and become God's people. Ask to God to help you do this. Then, Sunday will be your special celebration day, too!

*Close in prayer.*

**Closing ACTS Prayer**

- A** We praise You, God, for saving Your people, the Church. We praise You for being so powerful that You beat sin and death for them.
- C** God, we know that Sunday should be a special celebration day. It's the day Jesus rose from the dead. But sometimes, we would rather not go to church and celebrate. We would rather do something else that seems more fun. We don't treasure what Jesus did on the cross. We need a Savior!
- T** God, thank You for beating sin and death for God's people through Jesus. Thank You that they don't have to face Your punishment for sin. They get to know You in their hearts now, and get to live with You in heaven when they die. Thank You that we can be Your people, too, when we turn away from our sins and trust in Jesus as our Savior.
- S** God, work in our hearts. Help us to turn away from our sins and trust in Jesus as our Savior. Help us to celebrate Jesus' win over sin and death as we gather together with God's people at church. In Jesus' name we pray, Amen.

***Go to Lesson Plan, p.9 for the script to the rest of the lesson.***



# Why do God's people go to church? +


VISUAL AID

#1

take out



of BQB



ANSWER:

# To worship God and love one another!

## The Big Question

*Hold up the Big Question sign for all the children to see, and say:*

The Big Question we are investigating today is

Big Question Number 15:

**Why Do God's People Go to Church?**

and the Answer is:

**To Worship God and Love One Another!**

### **Meaning:**

A church is God's people gathering together. Some churches meet in special buildings. Some churches meet in homes. Some meet outside. No matter where they meet, when God's people gather together, they are a church. When God's people gather together as a church, they worship God. They worship Him for being the one, true God who is not like anyone else. They worship Him for saving them through Jesus. They sing songs and pray to God. They listen to the Bible and learn how to obey it. God's people also gather together to love one another. They talk with each other, and take care of each other, and pray for each other. The Bible tells us that God's people are to meet together often. It tells us that when they gather together, Jesus will be there with them in a special way. We can be God's people when we turn away from our sins and trust in Jesus as our Savior. Then, we will gather together with God's people to worship God and love one another, too!

Let's sing our Big Question Song: "

## Big Q & A 15 Song



*DDD NIV Songs 15, track 12*

*(adapted version of "This Is the Way We Wash Our Clothes")*

Why do God's people go to church?  
Go to church? Go to church?  
Why do God's people go to church?  
To worship God and to  
love one another!



# BIG QUESTION 15: Six truths about why God's people go to church



Visual Aids  
#2  
Big Question Briefcase  
of BQB

## **This Unit's Bible Truths**

"To Worship God and Love One Another" is a good beginning, but there's so more to learn. So, it's time for us to dig down even deeper for more answers to our Big Question about God. We're going to be learning SIX Bible truths that all tell us more about why God's people go to church.

Who would like to hand me the picture with our six Bible truths on it? It's in the Big Question Box/Briefcase."

*Choose a child to get it and hand it to you, then hold it up and show them the pictures of the six truths they will be learning.*

*After everyone has had a good look say...*

"Ok, now let's look at our Bible Truth Clue sign and see if we can figure out which of these six truths we will be learning about today. Who would like to get it out of the Big Question Briefcase for me?"

*Choose a child to open the briefcase, take out the Bible Truth Clue sign and hand it to you.*

CAN YOU GUESS BIBLE TRUTH I:

**Why Do God's People  
Go to Church?  
To Worship God and  
Love One Another...**

**By Praising God for  
Jesus' Win over ???!**

**HINT: What is the opposite of alive?  
It starts with a "D" and it rhymes  
with "breath."**



**ANSWER:**

**By Praising God for Jesus' Win over DEATH!**

Visual  
Aid take out

#3

Big  
Question  
of the  
Bible

of BQB

# Revealing the Bible Truth We Are Learning

*Hold up the front side for the children to see. Cover up the answer, written along the bottom, and say:*

**“Why Do God’s People Go to Church?  
To Worship God and Love One Another!  
By Praising God for Jesus’ Win over ????!”**

We’re missing one word. Here’s the hint to what the missing word is. It says: “What is the opposite of alive? It starts with a “D” and it rhymes with “breath.”

Can you guess? It’s “death.”

So the Bible Truth we are learning today is:  
*(uncover answer from bottom of sign, show it to them and say:)*

**“Why Do God’s People Go to Church?  
To Worship God and Love One Another!  
By Praising God for Jesus’ Win over DEATH!”**

And here is what this Bible Truth means:

*(read the meaning off of the back of the sign, say:)*

On one sad Friday, Jesus suffered and died on the cross for God’s people. He was buried in a grave, but He didn’t stay there. He rose up from the grave on Day Three—Sunday! He was alive and would be forevermore!

Ever since that first and best Sunday when Jesus beat sin and death, God’s people have been gathering together each week to celebrate. (The big, Bible word for God’s people gathered together is “congregation.”) They sing and pray and listen to God’s Word. They rejoice that Jesus had beaten sin and death for them. They are happy the Holy Spirit lives in their hearts. They look forward to the day when Jesus will come back and all of God’s people will at last gather together forever as one, big family. That will be the biggest and best celebration of all!

Now all who turn away from their sins and trust in Jesus as their Savior receive God’s forgiveness for their sins. He sends His Holy Spirit to live in their hearts and helps them love God and live for Him the rest of their lives. Forever they will be God’s dearly-loved people! What an amazing gift God has given us through Jesus!

God’s people love to celebrate together, but they are always hoping for more to join them. That’s why they tell their neighbors nearby the good news of Jesus. (The big, Bible word for telling others about Jesus is “evangelism.”) And that’s why they even travel to faraway lands to tell people there about Jesus, too. (The big, Bible word for going to another land to tell people about Jesus is “missions.”) They want everyone to hear the good news of Jesus, repent of their sins and trust in Jesus as their Savior. (The big, Bible word for the good news of Jesus is “the gospel.”) They want them all to become God’s people and join the Sunday celebration of what God has done through Jesus! We can be God’s people, too, when we turn away from our sins and trust in Jesus as our Savior. Sundays will be our celebration day, too!


Visual Aid

#4

Place verse in



take out



“He has given us new birth into a living hope through the resurrection of Jesus Christ from the dead.” --1 Peter 1:3

## Bible Truth | Bible Verse

*Remove the Bible Verse Picture from the "Bible" folder and hold it up for all the children to see, then say:*

1 Peter 1:3 tells us:

### **1 Peter 1:3**

"He has given us new birth into a living hope through the resurrection of Jesus Christ from the dead."

**Learn a Little:** "He has given us new birth through the resurrection of Jesus Christ from the dead."

### **What does that mean?**

When we are born as babies, we have our first birth. But did you know that all who turn away from their sins and trust in Jesus as their Savior are given a new birth? Not a new birth as a baby again. This isn't a new birth for our bodies. God gives our heart a new birth. He forgives all our sins and gives us a new heart filled with the Holy Spirit--a heart that knows God, and wants to love Him and live for Him.

Jesus is why God's people get to have this wonderful new birth. He died on the cross for their sins. He made the way for them to be God's people. But Jesus didn't stay dead. He was resurrected. (That's a big Bible word meaning that He rose from the dead.) Yes, on that third day--that glorious Easter Sunday morning-- He rose from the dead, showing that He had really beaten sin and death for them. Jesus is alive for evermore. And He is the living hope of God's people that one day, they, too, will live face to face with God forever! We can be God's people when we turn away from our sins and trust in Jesus as our Savior.

"Now it's time to do a bit more deep down investigating. Let's see what Detective Dan wants us to help him figure out. Would someone like to get it out for me?"

"We've said our Bible verse, now let's sing it!"

## He Has Given Us a New Birth:

### **1 Peter 1:3**

*DDD NIV Songs 15, track 17*

He has given us a new birth,  
Into a living hope,  
He has given us a new birth,  
Into a living hope,  
Through the resurrection of  
Jesus Christ from the dead,  
He has given us a new birth,  
Into a living hope,  
He has given us a new birth,  
Into a living hope.  
First Peter One, three.

"Now it's time to do a bit more deep down investigating. Let's see what Detective Dan wants us to help him figure out. Would someone like to get it out for me?"


take out



Place in



Visual Aid



# Detective Dan's Listening Assignment #1

# Detective Dan's

## Listening Assignment #1



Hi, Deep Down Detectives!  
I'm working on a brand-new case called:  
"The Case of the Third Day Yay."

I need to find out:

1. What happened on the third day after Jesus died that made the disciples so happy?  
AND
2. What day of the week was that third day? What did Jesus' followers keep doing each week to remember that first, wonderful day?

Can you help me? Listen carefully to the story and you might just hear the answers!

Thanks!  
Detective Dan

***Then say,*** "Ok, Deep Down Detectives! Put on your best listening ears and see if you can hear the answers to Detective Dan's questions. When I finish telling the story, we will see if we can answer all of his questions."

*Read the Bible Truth story, putting up the storyboard pictures as you tell it.*

*At the end of the story, repeat the questions and lead the children in answering them. Present the gospel and close in prayer.*

\*Answers to assignment questions, the gospel and ACTS prayer are also included at the end of the story text.\*

Answers:

1. **What happened on the third day after Jesus died that made the disciples so happy?** Jesus rose from the dead. He proved that He had really beaten sin and death for God's people.
2. **What day of the week was that third day? What did Jesus' followers keep doing each week to remember that first, wonderful day?** A Sunday. They started gathering together every Sunday to celebrate what Jesus had done for them.

**For You and Me:**

God's people around the world still celebrate with a "third day yay"! They still gather together on Sundays to celebrate Jesus rising from the dead in victory over sin and death for God's people. We can join in that celebration, too, when we turn away from our sins and trust in Jesus as our Savior. Ask God to help you do this. He loves to answer this prayer.



take out



of BQB

Place in



Visual Aid



# Detective Dan's Listening Assignment #2

# Detective Dan's

## Listening Assignment #2



Hi, Deep Down Detectives!

I'm still working on the case called:

"The Case of the Third Day Yay!"

Our Bible verse is 1 Peter 1:3

"He has given us new birth into a living hope through the resurrection of Jesus Christ from the dead."

I need to find out:

1. Who celebrated Jesus' resurrection from the dead on that first, wonderful Sunday?

AND

2. How did they receive a new birth into a living hope?

What did that mean?

Can you help me? Listen carefully to the story and you might just hear the answers!

Thanks for your help!

Detective Dan

**Then say,** "Ok, Deep Down Detectives! Put on your best listening ears and see if you can hear the answers to Detective Dan's questions. When I finish telling the story, we will see if we can answer all of his questions!"

*Read the Bible Truth story, putting up the storyboard pictures as you tell it. At the end of the story, repeat the questions and lead the children in answering them. Present the gospel and close in prayer.*

\*Answers to assignment questions, the gospel and ACTS prayer are also included at the end of the story text.\*

Answers:

**Our Bible Verse is 1 Peter 1:3**

"He has given us new birth into a living hope through the resurrection of Jesus Christ from the dead."

**1. Who celebrated Jesus' resurrection from the dead on that first, wonderful Sunday?** Jesus' disciples.

**2. How did they receive a new birth into a living hope? What did that mean?** They had turned away from their sins and trusted in Jesus as their Savior. God forgave their sins and made their hearts new. He sent His Holy Spirit to live inside of them, so they could know Him, and to help them love Him and live for Him. He filled their hearts with hope in Jesus now, and hope in one day going to live with Him forever in heaven. That would be best of all.

**For You and Me:**

Like those first followers of Jesus, we, too, can receive a new birth into a living hope. We, too, can have our sins forgiven and begin life as one of God's people. We can know God in our hearts now and one day, go to live with Him forever in heaven. How? When we turn away from our sins and trust in Jesus as our Savior.

take out



Place in



Visual Aid



# Detective Dan's Listening Assignment #3

# Detective Dan's

## Listening Assignment #3



Hi, Deep Down Detectives!

I'm still working on the case called:

"The Case of the Third Day Yay."

I found SIX clues, but TWO of them are NOT in the story. They are: Jesus, a bird, praying together, God's Word, a cross and a hat.

*Hold up each of the six pictures for the children to see as you identify them. Better yet, put them up on your flannelgraph board, off to one side.*

I need to know:

1. Which FOUR pictures belong in the story and which TWO do NOT?
2. What did Jesus is followers celebrate every Sunday? What did they thank God for doing?

Can you help me? Listen carefully to the story and you might just hear the answers!

Thanks!

Detective Dan

**Then say,** "Ok, Deep Down Detectives! Put on your best listening ears and see if you can hear the answers to Detective Dan's questions. When I finish telling the story, we will see if we can answer all of his questions."

*Read the Bible Truth story, putting up the storyboard pictures as you tell it. At the end of the story, repeat the questions and lead the children in answering them. Present the gospel and close in prayer.*


\*Answers to assignment questions, the gospel and ACTS prayer are also included at the end of the story text.\*

Answers:


1. Which four pictures belong in the story and which two do not?  
Jesus, people praying, God's Word and the cross belong. The bird and the hat do not.
2. What did Jesus is followers celebrate every Sunday? What did they thank God for doing? They gathered together to celebrate Jesus' beating sin and death for them on that first, wonderful Sunday when He rose from the dead. They thanked God for sending Jesus to be their Savior.

**For You and Me:**

Gods people around the world still celebrate with a "third day yay"! They still gather together on Sundays to celebrate Jesus rising from the dead in victory over sin and death for God's people. We can join in that celebration, too, when we turn away from our sins and trust in Jesus as our Savior. Ask God to help you do this. He loves to answer this prayer.



A Bird



Jesus

VISUAL  
AID  
#5C

Place in  
DDD  
Bible™

take out  
Big  
Question  
Bible™  
of BQB

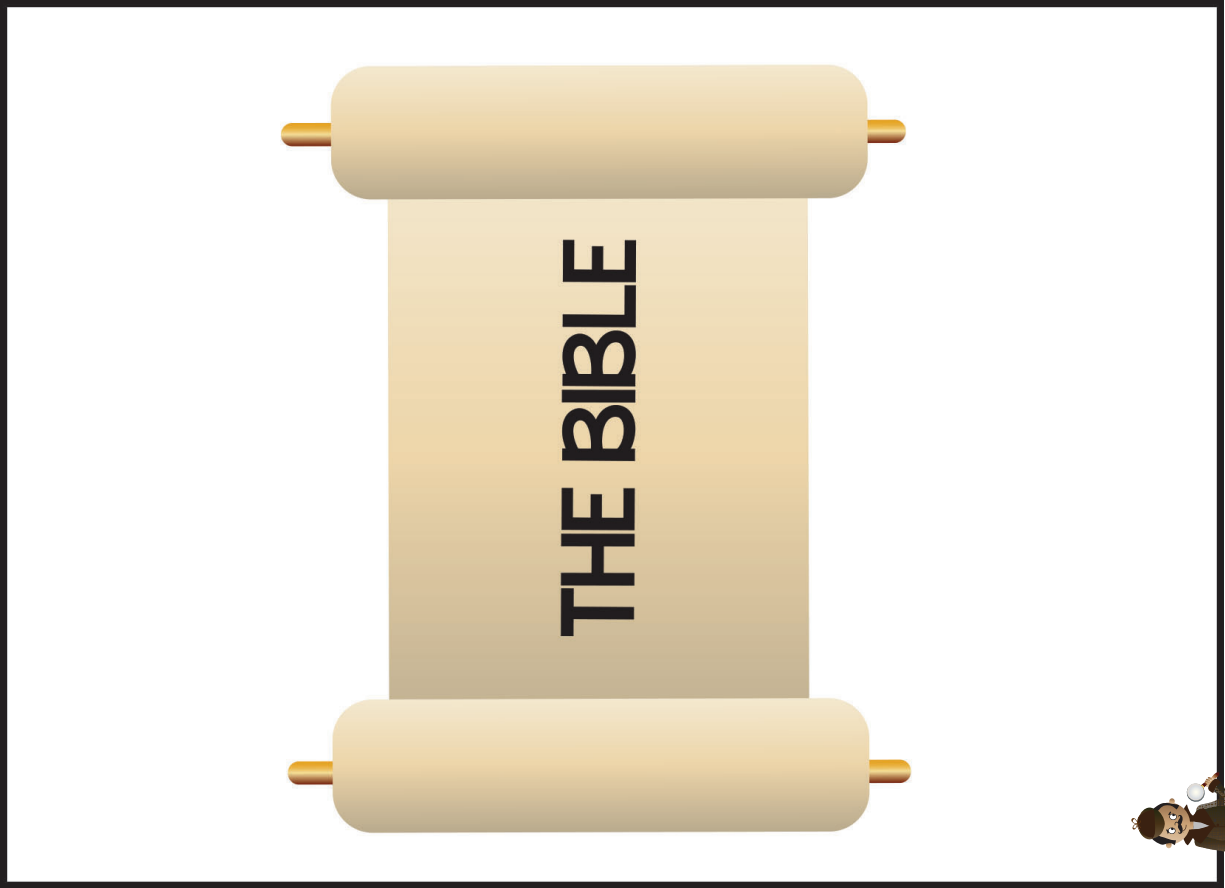
VISUAL  
AID  
#5C

Place in  
DDD  
Bible™


take out  
Big  
Question  
Bible™  
of BQB

DDD 15.1 Lesson 3 Listening Assignment Clue Picture 2 for kids

DDD 15.1 Lesson 3 Listening Assignment Clue Picture 1 for kids



God's Word



Praying Together

VISUAL  
AID  
#5C

Place in  
DDD  
Bible™

take out  
Big  
Question  
Bible™  
of BQB

VISUAL  
AID  
#5C

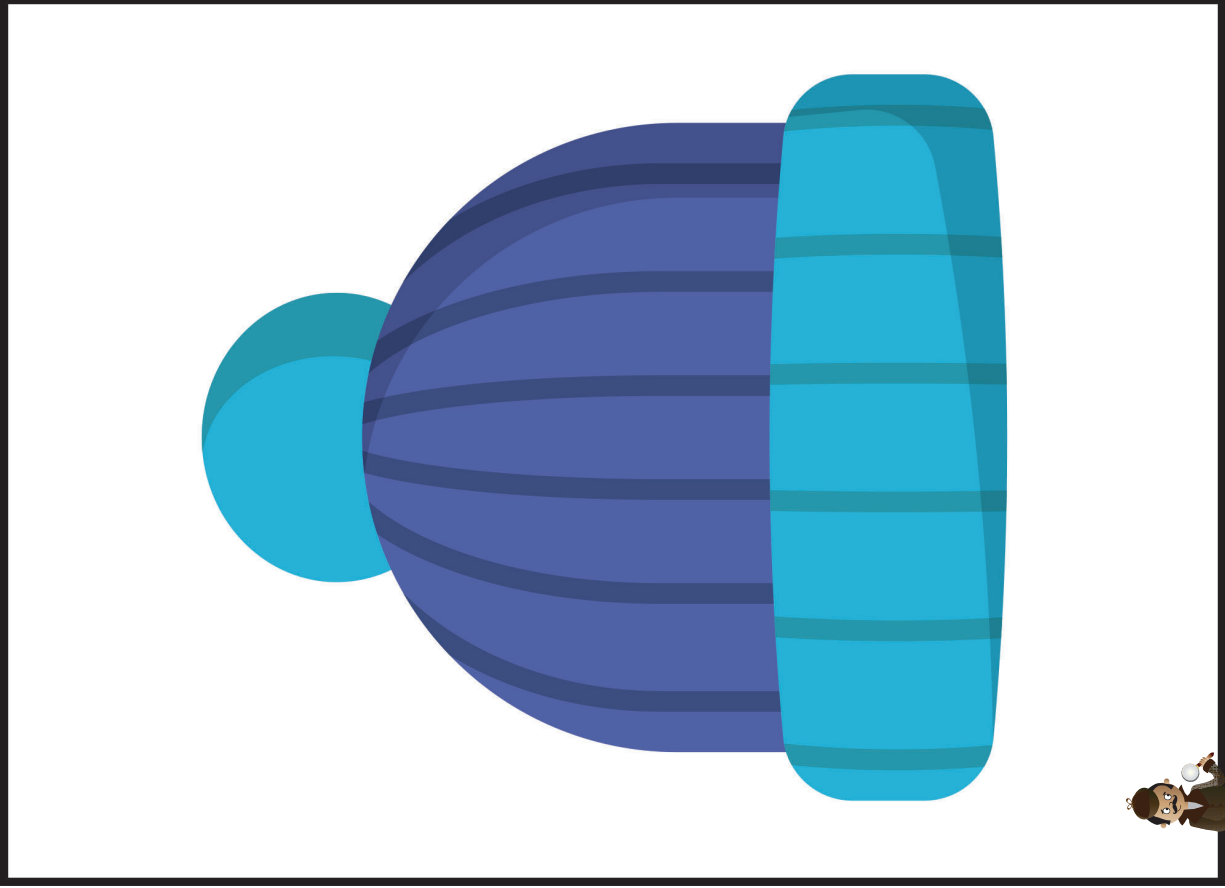
Place in  
DDD  
Bible™

take out  
Big  
Question  
Bible™  
of BQB


DDD 15.1 Lesson 3 Listening Assignment Clue Picture 4 for kids

DDD 15.1 Lesson 3 Listening Assignment Clue Picture 3 for kids





A Hat



A Cross

VISUAL  
AID  
#5C

Place in  
DDD  
Bible™

take out  
Big  
Question  
Bible™  
of BQB

VISUAL  
AID  
#5C

Place in  
DDD  
Bible™

take out  
Big  
Question  
Bible™  
of BQB

DDD 15.1 Lesson 3 Listening Assignment Clue Picture 6 for kids

DDD 15.1 Lesson 3 Listening Assignment Clue Picture 5 for

---

## Big Question 15, Bible Truth 1 Storyboard Background Pictures Key (BG)

---

Put these pictures in place on your storyboard BEFORE you tell your story.

**BG1 Jerusalem**



**Note about felt pieces:**

These are best made to size when you put the other storyboard pieces on your board, since board sizes vary.

**BG2 Road to Other Places  
(Felt)**



# Big Question 15, Bible Truth 1 Storyboard Pictures Key (SB)

Store these pictures in numerical order in your DDD Bible Folder.

Add these to your story as you tell it. Numbers correspond to placement order.

SB1 People Leaving House



SB2 Marketplace



SB3 Fields



SB4 God's People Gathering Together (Sabbath)



SB5 Sabbath Saturday Worship Day



SB6 Jesus, the Savior, Comes



SB7 Jesus Kept God's Laws Perfectly



SB8 Jesus Died on Cross for the Sins of God's People



SB9 Friends Take Jesus' Body to Be Buried



SB10 Lay Body in the Tomb



SB11 Roll Stone in Place -- Dead Friday and Saturday



SB12 Guards Keep Watch



SB13 Jesus Rises from the Dead on Sunday



SB14 Women Who See Jesus



SB15 Jesus with Two People on Road to Emmaus



SB16 Jesus Appears to His Disciples



SB17 God's People Celebrate Jesus' Win over Death by Gathering on Sundays, Called the Lord's Day



SB18 God's People Worshipping God and Loving One Another



SB19 God's People Want to Tell the Whole World about Jesus



SB20 Share Gospel in Jerusalem



SB21 Share Gospel in Nearby Towns



SB22 Holy Spirit Works in Hearts and New People Are Saved and Added to Church Gathering



SB23 Share Gospel in Faraway Places



SB24 More Churches of Believers Spring Up 1




SB25 More Churches of Believers Spring Up 2



SB26 God's People Keep on Gathering Together to Remember Jesus' Win over Sin and Death on that First Sunday



Note: Use sticky tac putty rather than velcro on back of pictures placed on top of other pictures.





NOTE:

Some of the larger images are assembled from two or more pages. You can make these easier to fold by leaving a small gap in the lamination between the pieces. This allows you to fold the image along the gap.



leave slight gap here  
to create a "hinge" for  
easy folding



SB6 Jesus, the  
Savior, Comes  
DDD 15.1 Story


SB12 Guards Keep Watch  
DDD 15.1 Story

BG1 Jerusalem  
DDD 15.1 Story  
Place on board before telling story

SB10 Lay Body in the Tomb  
DDD 15.1 Story

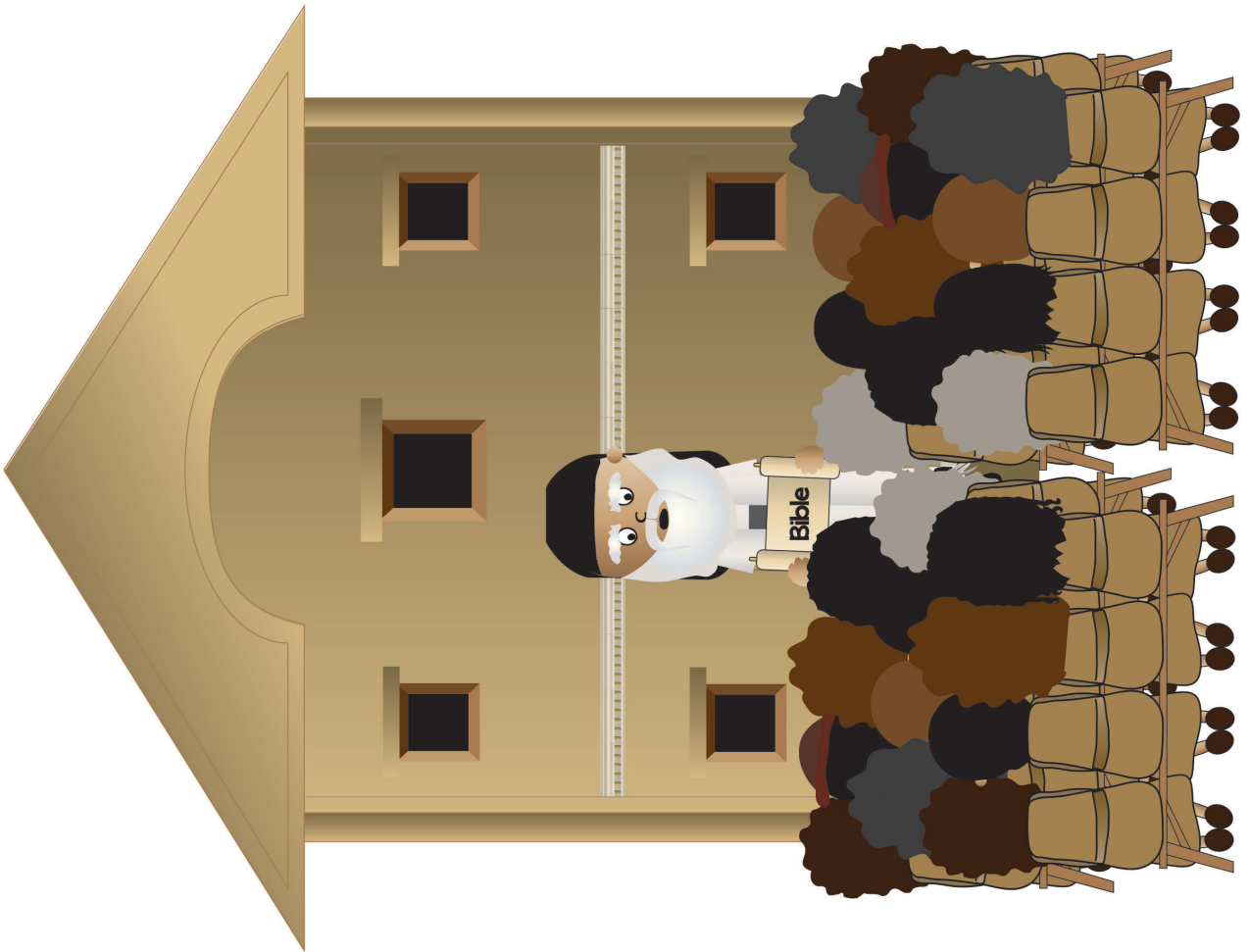
SB14 Women Who See Jesus  
DDD 15.1 Story





SB1 People Leaving House  
DDD 15.1 Story

SB2 Marketplace  
DDD 15.1 Story



SB3 Fields  
DDD 15.1 Story

SB4 God's People  
Gathering Together  
(Sabbath)  
DDD 15.1 Story





SB7 Jesus Kept God's  
Laws Perfectly  
DDD 15.1 Story

SB5 Sabbath Saturday  
Worship Day  
DDD 15.1 Story

SB8 Jesus Died on Cross  
for the Sins of God's People  
DDD 15.1 Story

SB13 Jesus Rises from the  
Dead on Sunday  
DDD 15.1 Story



SB8 Jesus Died on Cross  
for the Sins of God's People  
DDD 15.1 Story  
Pt 1 of 2  
Glue together and laminate

SB8 Jesus Died on Cross  
for the Sins of God's People  
DDD 15.1 Story  
Pt 2 of 2  
Glue together and laminate



# Friday Sabbath-Saturday



SB11 Roll Stone in Place --  
Dead Friday and Saturday  
DDD 15.1 Story

SB15 Jesus with Two People  
on Road to Emmaus  
DDD 15.1 Story

SB16 Jesus Appears to His Disciples  
DDD 15.1 Story

SB22 Holy Spirit Works in Hearts and New People Are Saved and  
Added to Church Gathering  
DDD 15.1 Story

Worship  
God

Love  
One Another

God

PRAISE GOD FOR JESUS! PRAISE GOD FOR JESUS!




SB18 God's People Worshipping  
God and Loving One Another  
DDD 15.1 Story




SB19 God's People Want to Tell  
the Whole World about Jesus  
DDD 15.1 Story

SB20 Share Gospel in Jerusalem  
DDD 15.1 Story

SB26 God's People Keep on Gathering  
Together to Remember Jesus' Win over Sin  
and Death on that First Sunday  
DDD 15.1 Story



Lord's Day  
Sunday

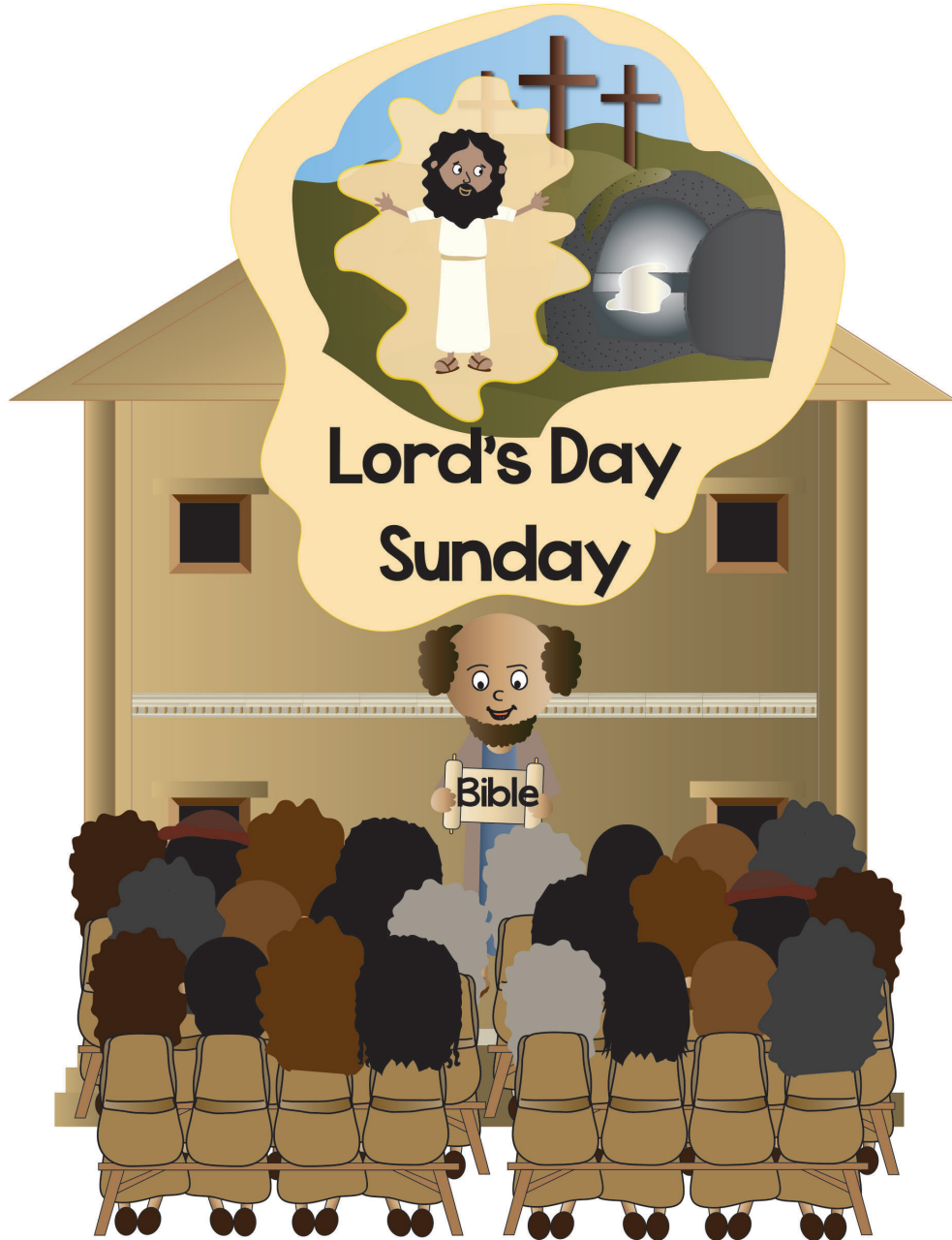


Lord's Day  
Sunday

SB17 God's People Celebrate Jesus'  
Win over Death by Gathering on Sundays,  
Called the Lord's Day  
DDD 15.1 Story

SB24 More Churches of  
Believers Spring Up 1  
DDD 15.1 Story





**Lord's Day  
Sunday**

SB25 More Churches of  
Believers Spring Up 2  
DDD 15.1 Story

# **DEEP DOWN DETECTIVES**



**Visual Aids**

**Unit 15,**

**Bible Truth 2**

## About Deep Down Detectives Visual Aids and Small Format Storyboard Pictures

### How Are They Used?



The Deep Down Detectives Visual Aids and Small Format Storyboard Pictures are companion resources to be used alongside the Deep Down Detectives Core Curriculum for each unit. These colorful pictures are used in presenting the key concepts, telling the Bible stories, and, in playing the Bible Story Review games. The storyboard pictures in this book are for flannelgraph boards 24" x 36" or larger. (Choose Visual Aids with Large Format Storyboard Pictures for very large boards.)

### What Do They Include?



**There are six, different resources included in this book:**

**1. Key Concept Visual Aids**-- colorful signs of the Big Question and Answer, the Bible Truths taught in each unit, the Bible verses, and the Listening Assignments used with the curriculum for each Bible Truth taught in the unit.

**2. The Storyboard Picture Key**-- a who's who of the pictures in thumbnail size.

**3. Storyboard Suggested Picture Placement** page--how you can place your pictures up on your storyboard that works well with the story.


**4. The Storyboard Pictures, themselves.** Notice that each picture is identified on the back for easy reference.

**5. Directions** for how to make a homemade flannelgraph storyboard and sturdy storyboard pictures.

**6. Directions** for making the Deep Down Detectives "Bible" Folder and the **back/front images** to paste in place when making it. (Larger back/front images are found online with the curriculum.)




### Ready, Set, Rip It Out!



This book is meant to be ripped up and made into your visual aid. The key concept signs can be cut out and laminated or slipped into sheet protectors. Cut out around the storyboard images and ideally, laminate these. Some of the biggest pictures actually need to be stuck together, before laminating.

### Store It!



Deep Down Detectives is a curriculum that can be used over and over. Store your visual aids and storyboard pictures after using them and they will serve you for many years. We store ours in manilla envelopes and then put them (along with all the rest of the curriculum) in magazine files, labeled by unit. If you have multiple classes using the curriculum, store each set of resources in separate manilla envelopes. This will make prep much simpler, second time around.

### Replacement Storyboard Pictures



You can always purchase this book again or simply go online to the [praisefactory.org](http://praisefactory.org) website (Deep Down Detectives section) and print out any pictures that go missing.

**The Case of the Faithful Leader***Acts 16:1; 1 & 2 Timothy*

of BQB

**Story-telling Tips**

Ahead of time:

1. Read the Bible verses and story. Pray!
2. Choose story action cues and prepare storyboard figures/Story Scenes, if using. (In Visual Aids book)
3. Practice telling story with the storyboard figures/Story Scenes, timing your presentation. Shorten, if necessary.

During your presentation:

1. Maintain as much eye contact as possible as you tell the story.
2. Put up storyboard figures/add story action cues/hold up Story Scenes as you tell the story. Allow the children to help you put them on the board, if desired.
3. Include the children in your story with a few questions about what they think will happen or words/concepts that might be new to them.
4. Watch the kids for signs that their attention span has been reached. Shorten, if necessary.

**INTRODUCTION/ LISTENING ASSIGNMENTS**

**"Our story is called: The Case of the Faithful Leader. Here is your listening assignment."** Read from Detective Dan's Listening Assignment signs, but questions are summarized below:

**Detective Dan's Lesson #1 Listening Assignment:**

I need to know:

1. Who was the pastor chosen to care for the believers in Ephesus?
2. What did Paul tell him to be faithful to do for those believers?

**Detective Dan's Lesson #2 Listening Assignment:****Our Bible Verse is 1 Timothy 4:13**

"Devote yourself to the public reading of Scripture, to preaching and to teaching."

I need to know:

1. Whom did Paul write to when he was in prison and about to die?
2. What did Paul tell this person to be faithful to do for the believers in Ephesus?

**Detective Dan's Lesson #3 Listening Assignment:**I found six clues, but two of them are **NOT** in the story.

They are: a cake, Paul, a car, a letter, a coat, and God's Word.

*Hold each of them up for the children to see as you identify them.*

I need to know:

1. Which four belong in the story and which two don't?
2. Who did Paul thank God for? What did Paul asked God to help this person do?

**Read the assignment questions, THEN SAY,**

"Ok, Deep Down Detectives! Put on your best listening ears and see if you can hear the answers to Detective Dan's questions. When I finish telling the story, we will see if we can answer all the questions."

*Read the Bible Truth story, answer questions, present the gospel and lead in prayer.*

*Answers to questions; the gospel; and, ACTS prayer are included with the story text.*

**The Case of the Faithful Leader** *Acts 16:1; 1 & 2 Timothy*

**Story with lines separating paragraphs (text in bold, optional interaction cues in italics)** Numbers correspond to storyboard pictures and placement upon the storyboard. Always feel free to use less pictures, if it's best for your kids. Simply black out the numbers next to pictures you do not plan to use. All pictures are found in the Visual Aids book. Put BG (background) pictures on storyboard ahead of time. SB pictures (listed below in story text) are added to board as you tell the story. These numbers are also found on the back of each picture. Tip: Stack pictures in numerical before telling story for easy use. Use sticky-back velcro to attach pictures to storyboard felt. Use sticky-tac putty to stick a picture on top of another picture. OR, if using the Story Scenes to tell the story, disregard the storyboard picture references listed below.

---

**(SB1) Paul was an old man who was about to die. His enemies had put him in jail for telling people about Jesus, and now they planned to kill him. Paul sat in his cold cell making the best of the little time he had left. Even in jail, Paul found ways to love God and His people.**

*Can you think of what he could do?*

**(SB2) Paul prayed. He shared the good news of Jesus with the soldiers who guarded him and with many others. And, he wrote letters to the little churches of believers in many places.**

---

**Paul's life in jail was very different from what he used to do. (SB3, SB4, SB5) Paul had been a missionary. He travelled to many faraway places, preaching the good news of Jesus to all who would listen. Many people turned away from disobeying God and trusted in Jesus as their Savior when they heard Paul preach. (SB6, SB7, SB8) Soon, there were little churches of these new Christians all over. They gathered together each week to worship God and love one another.**

**Godly leaders were chosen to take care of the members of each little church gathering. (SB9, SB10, SB11) Some of these leaders were called "deacons." They were used by God to serve their little church in a special way. They spent their time caring for the needs of others in the church. Men like Stephen made sure everyone had enough to eat. Women like Phoebe spent their days serving the needs of others in so many ways, too.**

**Other godly leaders were men called "pastors" or "elders. These men were used by God to serve their little church by teaching God's Word and leading everyone in loving God and living for Him. Sometimes, these pastors brought words of comfort to those who were discouraged. Sometimes, they warned those forgetting to live for God and urged them to turn away from their sins. They prayed for God to help them all. And, they preached God's Word when the Christians in each little church gathered together.**

---

**(SB12) A young man named Timothy would become one of these godly pastors.**

**Paul met Timothy on one of his travelling trips and asked him to be his helper. Mile after mile, Timothy walked with Paul. (SB13) Up mountains and down valleys. (SB14) Over land and over sea. (SB15) Through every kind of weather. To every kind of people.**

**(SB16) There were happy, friendly people who wanted to hear about Jesus, and welcomed them. (SB17) And, there were angry, fierce people who hated Paul, and wanted to make him stop telling about Jesus. They hurt Paul, and sent him to live in cold, prison cells. Timothy stayed by Paul through it all.**

---

**But most of all, it was the love in Timothy's heart that made him such a good helper for Paul. (SB18) Timothy had a heart devoted to God and His good plans. Timothy loved God's Word and knew it well. He loved God, and Paul, and God's people so much, that he put them first, instead of himself! So, you can see why Paul loved Timothy so much, and why Timothy was such a good helper for Paul. After a while, Paul treated Timothy not just as a helper, or even a very good friend, but like Timothy was his very own son.**

*Story with lines separating paragraphs (text in bold, optional interaction cues in italics)*

**Yes, Timothy was a big help to Paul, but did you know that Paul was a big help to Timothy, too? As Timothy travelled with Paul, he was listening and learning. He listened to Paul preach from God's Word and share the good news of Jesus. He saw many people turn away from their sins and trust in Jesus as their Savior.**

**(SB19) Timothy listened to Paul teach these new believers how to live as Jesus' disciples. Paul taught them how to love God and live for Him their whole lives. (SB20) Timothy listened to Paul use God's Word to comfort sad people and to warn others who had stopped living for God. Timothy watched Paul pray for the little churches to stay faithful and grow.**

**And as Timothy listened and watched, God was preparing him for His plans for him. Can you guess what God planned for Timothy to be?**

*Can you guess?*

**A pastor, himself!**

**(SB22) One day, Paul and Timothy came to city of Ephesus. They had come to check up on the little church of believers there. Uh oh, Paul could see there was a problem! This little church of believers needed a good pastor. Who could help them? Who knew God's Word well enough to help them grow to worship God and love one another the way God wanted them to? None of the new believers in the little Ephesus church could do this yet.**

**Perhaps there was no one in the little church who could be their pastor, but there WAS someone with Paul who could stay and lead them. Can you guess who?**

*Can you guess?*

**It was Timothy!**

**"Timothy, would you stay and care for this little church of believers?" Paul asked Timothy. "You are young, but I know that God will help you do a good job preaching the Bible and leading them," he said. (SB23) Timothy agreed to stay. He would miss Paul, but he was happy to help. The little church in Ephesus was happy, too. Now, they had a godly pastor who could help them love God and live for Him. Paul was so glad that he could leave the little church in Ephesus under Timothy's care.**

**But now, so many years had passed since Paul left Timothy in Ephesus. What a lot of journeys Paul had taken since then. What a lot of people got to hear the good news of Jesus and trusted in Him as their Savior! Little churches of new believers gathered every Sunday, where there used to be none. God had filled Paul's years with good things.**

**But, oh, what troubles had come to Paul along with those blessings! Preaching the good news of Jesus was no easy thing. It was why Paul was in jail in Rome, alone, shivering in the cold, and soon to die.**

**Paul longed to see that (SB24) dearest, closest friend of his. What was his name?**

*Can you tell me?*

**Timothy! Paul missed his dear Timothy so very much! Paul wanted him to come and care for him. Paul wanted him to bring him his heavy cloak to keep him warm, and his books and papers, so he could study.**

*Story with lines separating paragraphs (text in bold, optional interaction cues in italics)*

**(SB16) Jesus took the flat bread, and said, "This Passover flat bread helped you remember God's rescue of Israel long ago. Now, eat it to remember something new," Jesus told His disciples. "This is My body broken for you. Tomorrow, I will give My body as the perfect sacrifice for you and all of God's people when I suffer and die on the cross. Take it and eat it; and, remember Me when you do!"**

---

**Then, Jesus picked up the cup of red wine, and said, "This Passover wine helped you remember the lamb's blood God used, so His punishment would pass over Israel. Now, drink it to remember something new," Jesus told them. "This is My blood poured out for you. Tomorrow, I will pay for the sins of God's people with My blood when I die on the cross," Jesus said. "Take it and drink it; and, remember Me when you do."**

---

**"Because of Me, God is making a new, big covenant promise with His people. They will be forgiven their sins forever. And on the Last Day, when God gives out His punishment for sins, He will pass over His people --all those who have turned away from disobeying God and have trusted in Me as their Savior. They won't be punished because I will have already taken God's punishment for them on the cross," Jesus explained.**

---

**"After I'm gone, eat this little meal when you gather together with God's people. Use it to remember what I've done for you. Keep on eating it regularly until the day I come back as King, and put an end to sin and death forever," Jesus told them.**

---

**The disciples were sad and surprised by Jesus' words. Would He really die as He said He would?**

*What do you think?*

**Yes, He would!**

---

**(SB17) Would! Later that night, soldiers came and took Jesus away. (SB18) The next day, Jesus was nailed to a cross; and there, He suffered and died for the sins of God's people, just as He said He would. (SB19) He was buried in a cave-grave by friends.**

---

**(SB20) But Jesus wouldn't stay there! On Day One, Two, Three, Jesus rose from the dead. Jesus had really paid for the sins of God's people. He had beaten sin and death for them!**

---

**Jesus' disciples were so happy! (SB21) They spread the wonderful news to everyone: "Come, repent and believe in Jesus. Because of Him, your sins can be forgiven, and you can become God's people!" they exclaimed.**

---

**And as they told the good news of Jesus, many people turned away from their sins and trusted in Jesus as their Savior. God was growing His Church! (SB22) The believers gathered together to worship God and love one another. (SB23) And when they gathered, they ate the special meal of flat bread and red wine. They called it (SB24) "the Lord's Supper"; and through it, they remembered how Jesus gave His life that God's punishment would pass over them.**

---

**Even today, God's people still gather together to worship God and love one another. And they STILL take the Lord's Supper together. They eat the flat bread and drink the red wine (or grape juice) and remember what Jesus did for them when He suffered and died on the cross. And they will keep on eating and drinking this special meal until Jesus comes back when His plans for this world are finished.**

---

**(SB25) Then, at last, this meal will never be eaten again. Instead, God's people will have a NEW meal, called the Wedding Feast of the Lamb. The food will be the best food anyone has ever tasted! The drink will be rich and delicious, too. And it will be the biggest and best party EVER, to celebrate the best day EVER: the day when God's people will be joined with Jesus, all together, face-to-face, forever! Sin, sadness, and death will be gone. Sin, sadness, and death will be gone. And God's people will go on enjoying the Perfect Wonderfulness of God forever. Forever happy. Forever together. Forever praising God.**

---



**Cracking the Case:** (story wrap-up for Listening Assignments)

It's time to see how we did with our Listening Assignment.

**Detective Dan's Lesson #1 Listening Assignment:**

I need to know:

**1. Who was the pastor chosen to care for the believers in Ephesus?** Timothy.

**2. What did Paul tell him to be faithful to do for those believers?** Paul told Timothy to be faithful to preach God's Word to them and help them keep on loving God and living for Him.

**For You and Me:**

Paul encouraged Timothy to be faithful to teach God's Word to the believers who gathered together as a little church in Ephesus. By being faithful like this, God could use Timothy powerfully. Timothy could help the believers know how to keep on loving God and living for Him. When we go to church and listen to faithful teachers tell us about God's Word, God can use it to help us to love Him and live for Him, too. And the very first thing that every faithful teacher hopes and prays that you will do when you hear God's Word is to turn away from your sins and trust in Jesus as your Savior. This is how we become God's people. It is the best, first step in loving God and living for Him.

**Detective Dan's Lesson #2 Listening Assignment:****Our Bible Verse is 1 Timothy 4:13:**

"Devote yourself to the public reading of Scripture, to preaching and to teaching."

I need to know:

**1. Whom did Paul write to when he was in prison and about to die?** Timothy.

**2. What did Paul tell this person to be faithful to do for the believers in Ephesus?** Paul told Timothy to be faithful to preach God's Word to them and help them keep on loving God and living for Him.

**For You and Me:**

Paul encouraged Timothy to be faithful to teach God's Word to the believers who gathered together as a little church in Ephesus. By being faithful like this, God could use Timothy powerfully. Timothy could help the believers know how to keep on loving God and living for Him. When we go to church and listen to faithful teachers tell us about God's Word, God can use it to help us to love Him and live for Him, too. And the very first thing that every faithful teacher hopes and prays that you will do when you hear God's Word is to turn away from your sins and trust in Jesus as your Savior. This is how we become God's people. It is the best, first step in loving God and living for Him.

**Detective Dan's Lesson #3 Listening Assignment:**

I found six clues, but two of them are **NOT** in the story. They were: a cake, Paul, a car, a letter, a coat, and God's Word. *Hold each of them up for the children to see as you identify them.*

I need to know:

**1. Which four belong in the story and which two don't?** Paul, the letter, the coat and God's Word belong. The cake and the car do not.

**2. Who did Paul thank God for? What did Paul asked God to help this person do?** Paul thanked God for Timothy. To keep being a good pastor to the people in Ephesus, but also to come and comfort him before he died.

**For You and Me:**

Paul thanked God for giving him Timothy. Timothy had been such a good helper to him; and, Timothy now was a faithful leader to the believers in Ephesus, who Paul cared about so much. We, too, should thank God for the faithful leaders he gives us. They help us know God's Word and know how to live it out. We can ask God to help those leaders teach us well. And, we can ask God to work in our hearts as we listen to the leaders at our church teach from God's Word. We can ask God to use these leaders and His Word to turn away from our sins and trust in Jesus as our Savior. That's how we can become God's people, too.

**The Gospel** (story wrap-up if NOT using Listening Assignments)**Our Bible Truth is:****Why Do God's People Go to Church?****To Worship God and Love One Another...****By Learning from God's Word, the Bible!**

Why do God's people go to church? To worship God and love one another... by learning from God's Word, the Bible! God's people love the Bible. Each time they gather together, they want to learn more from it. The Bible is how they learned they were sinners who deserved God's punishment for disobeying Him, and of God's rich mercy in sending Jesus to be our Savior. It tells how Jesus lived a perfect life and offered it on the cross as the full payment for the sins of God's people. And, how He rose from the dead on the third day, beating sin and death for them. The Bible tells us how we can become God's people by turning away from our sins and trusting in Jesus as our Savior. And, how we can know and love God better, and live for Him. Ask God to use the Bible to teach you and help you do these things, too. He loves to answer this prayer!

*Close in prayer.*

**Closing ACTS Prayer**

- A** We praise You, God, for saving Your people, the Church. We praise You for giving us the Bible and godly leaders to teach it to us.
- C** God, sometimes we don't want to learn from the Bible. Sometimes, we don't want to listen to the pastors preach from Your Word. There are other things we would rather do. We need a Savior!
- T** God, thank You for not leaving us on our own, but giving us Your Word, the Bible, to learn from and to live by. Thank You for all the people in church who help us understand Your Word and live it out. Thank You for our pastors and teachers.
- S** God, work in our hearts. Help us to turn away from our sins and trust in Jesus as our Savior. Help us to love Your Word and learn it. Help us live it out. Help our pastors and teachers to teach us well about You. In Jesus' name we pray, Amen.

***Go to Lesson Plan, p.9 for the script to the rest of the lesson.***



# Why do God's people go to church?


VISUAL AID

#1

take out



of BQB



ANSWER:

# To worship God and love one another!

## The Big Question

*Hold up the Big Question sign for all the children to see, and say:*

The Big Question we are investigating today is  
Big Question Number 15:

### **Why Do God's People Go to Church?**

and the Answer is:

### **To Worship God and Love One Another!**

#### **Meaning:**

A church is God's people gathering together. Some churches meet in special buildings. Some churches meet in homes. Some meet outside. No matter where they meet, when God's people gather together, they are a church. When God's people gather together as a church, they worship God. They worship Him for being the one, true God who is not like anyone else. They worship Him for saving them through Jesus. They sing songs and pray to God. They listen to the Bible and learn how to obey it. God's people also gather together to love one another. They talk with each other, and take care of each other, and pray for each other. The Bible tells us that God's people are to meet together often. It tells us that when they gather together, Jesus will be there with them in a special way. We can be God's people when we turn away from our sins and trust in Jesus as our Savior. Then, we will gather together with God's people to worship God and love one another, too!

Let's sing our Big Question Song: "



## Big Q & A 15 Song

*DDD NIV Songs 15, track 12*

*(adapted version of "This Is the Way We Wash Our Clothes")*

Why do God's people go to church?  
Go to church? Go to church?  
Why do God's people go to church?  
To worship God and to  
love one another!

# BIG QUESTION 15: Six truths about why God's people go to church



Visual Aids  
#2  
Big Question Briefcase  
of BQB

## **This Unit's Bible Truths**

"To Worship God and Love One Another" is a good beginning, but there's so more to learn. So, it's time for us to dig down even deeper for more answers to our Big Question about God. We're going to be learning SIX Bible truths that all tell us more about why God's people go to church.

Who would like to hand me the picture with our six Bible truths on it? It's in the Big Question Box/Briefcase."

*Choose a child to get it and hand it to you, then hold it up and show them the pictures of the six truths they will be learning.*

*After everyone has had a good look, say...*

"Ok, we've learned one truth about what Jesus. It's this one: "By Praising God for Jesus' Win over Death" (point to pictures as you identify each Bible Truth). Now let's look at our Bible Truth Clue sign and see if we can figure out which of these six truths we will be learning about today. Who would like to get it out of the Big Question Briefcase for me?"


*Choose a child to open the briefcase, take out the Bible Truth Clue sign and hand it to you. Hold up the front side for the children to see.*

CAN YOU GUESS BIBLE TRUTH 2:

**Why Do God's People  
Go to Church?  
To Worship God and  
Love One Another...**

**By Learning from God's  
Word, the ???!**

**HINT: What is the name of  
God's Word? It starts with a  
"B" and it rhymes with "tribal."**



**ANSWER:**

**By Learning from God's Word, the BIBLE!**

Visual  
Aid

#3

take out  
Big  
Question  
Bible.com  
of BQB

# Revealing the Bible Truth

## We Are Learning

*Hold up the front side for the children to see. Cover up the answer, written along the bottom, and say:*

**“Why Do God’s People Go to Church?  
To Worship God and Love One Another!  
By Learning from God’s Word, the ????!”**

We’re missing one word. Here’s the hint to what the missing word is. It says: “What is the name of God’s Word? It starts with a “B” and it rhymes with “tribal.”

Can you guess? It’s “Bible”

So the Bible Truth we are learning today is:  
*(uncover answer from bottom of sign, show it to them and say:)*

**“Why Do God’s People Go to Church?  
To Worship God and Love One Another!  
By Learning from God’s Word, the BIBLE!”**

And here is what this Bible Truth means:  
*(read the meaning off of the back of the sign, say:)*


God’s people gather together to learn from the Bible. There is no other book like it. It alone is God’s Word. It is the best place to find out about God and how to obey Him. But that’s not all! The Bible is not just words that God’s people listen to and learn from. God’s Word is powerful! The Holy Spirit works inside of people as they hear God’s Word. He uses it to help them turn away from their sins and trust in Jesus as their Savior. This is how we become God’s people. (The big, Bible word for this is “conversion.”) And, He uses it to help us to know God better, to give us hope, and to obey Him. This is how we live as God’s people. (The big, Bible word for this is “discipleship.”)

Sometimes God’s people learn from the Bible in little groups. (You are probably learning about the Bible in one of these right now!) But the most important way God’s people learn from God’s Word is when they all gather together as a congregation and listen to a godly man preach from the Bible. The Bible calls these men, pastors (or elders). God has called them to preach God’s Word and to lead God’s people in living for Him. What a great gift they are to God’s people!

The pastor stands in front of the congregation (God’s people gathered together). He reads to them from the Bible and explains what it means. He helps them understand how to live it out. (The big, Bible word for this is “expositional preaching.”) The Holy Spirit helps the pastor and the congregation as they study God’s Word together.

It is very important for God’s people to hear the Bible when they gather together. God uses it to work powerfully in their lives. We can be God’s people, too, when we turn away from our sins and trust in Jesus as our Savior. God can use His Word to work powerfully in our lives, too.





Visual Aid #4  
Place verse in DDD Bible  
take out ? of BQB

“Devote yourself to the public reading of Scripture, to preaching and to teaching.” -- I Timothy 4:13

## Bible Truth 2 Bible Verse

*Remove the Bible Verse Picture from the "Bible" folder and hold it up for all the children to see, then say:*

1 Timothy 4:13 tells us:

### **1 Timothy 4:13**

"Devote yourself to the public reading of Scripture, to preaching and to teaching."

**Learn a Little:** "Devote yourself to the reading of Scripture."

### **What does that mean?**

God's people gather together to worship God and love one another. And what book tells them how to do this best of all? God's Word, the Bible! The Bible helps God's people know how God wants them to live; and, it is powerful to help them live that way. No wonderful God's people devote themselves to the Bible. They want their leaders to read it to them and to teach them what it means when they gather together. It alone is God's Word! We can become God's people when we turn away from our sins and trust in Jesus as our Savior. God can use His Word to work powerfully in our lives, too.

"Now it's time to do a bit more deep down investigating. Let's see what Detective Dan wants us to help him figure out. Would someone like to get it out for me?"

"We've said our Bible verse, now let's sing it!"

## **Devote Yourself:**

### **1 Timothy 4:13**

*DDD NIV Songs 15, track 18*

Devote yourself, devote yourself,  
To the public reading of Scripture,  
To preaching and teaching,  
Devote, devote yourself.

Devote yourself, devote yourself,  
To the public reading of Scripture,  
To preaching and teaching,  
Devote, devote yourself.

First Timothy Four, thirteen.

"Now it's time to do a bit more deep down investigating. Let's see what Detective Dan wants us to help him figure out. Would someone like to get it out for me?"

take out



Place in



Visual Aid



# Detective Dan's Listening Assignment #1

# Detective Dan's

## Listening Assignment #1



Hi, Deep Down Detectives!

I'm working on a brand-new case called:

"The Case of the Faithful Leader."

I need to find out:

1. Who was the pastor chosen to care for the believers in Ephesus?
- AND
2. What did Paul tell him to be faithful to do for those believers?

Can you help me? Listen carefully to the story and you might just hear the answers!

Thanks!

Detective Dan

***Then say,*** "Ok, Deep Down Detectives! Put on your best listening ears and see if you can hear the answers to Detective Dan's questions. When I finish telling the story, we will see if we can answer all of his questions."

*Read the Bible Truth story, putting up the storyboard pictures as you tell it.*

*At the end of the story, repeat the questions and lead the children in answering them. Present the gospel and close in prayer.*

\*Answers to assignment questions, the gospel and ACTS prayer are also included at the end of the story text.\*

Answers:

1. Who was the pastor chosen to care for the believers in Ephesus? Timothy.
2. What did Paul tell him to be faithful to do for those believers? Paul told Timothy to be faithful to preach God's Word to them and help them keep on loving God and living for Him.

**For You and Me:**

Paul encouraged Timothy to be faithful to teach God's Word to the believers who gathered together as a little church in Ephesus. By being faithful like this, God could use Timothy powerfully. Timothy could help the believers know how to keep on loving God and living for Him. When we go to church and listen to faithful teachers tell us about God's Word, God can use it to help us to love Him and live for Him, too. And the very first thing that every faithful teacher hopes and prays that you will do when you hear God's Word is to turn away from your sins and trust in Jesus as your Savior. This is how we become God's people. It is the best, first step in loving God and living for Him.

take out



of BQB

Place in



Visual Aid



# Detective Dan's Listening Assignment #2

# Detective Dan's

## Listening Assignment #2



Hi, Deep Down Detectives!

I'm still working on the case called:

"The Case of the Faithful Leader."

Our Bible verse is 1 Timothy 4:13

"Devote yourself to the public reading of Scripture, to preaching and to teaching."

I need to find out:

1. Whom did Paul write to when he was in prison and about to die?

AND

2. What did Paul tell this person to be faithful to do for the believers in Ephesus?

Can you help me? Listen carefully to the story and you might just hear the answers!

Thanks for your help!

Detective Dan

**Then say,** "Ok, Deep Down Detectives! Put on your best listening ears and see if you can hear the answers to Detective Dan's questions. When I finish telling the story, we will see if we can answer all of his questions."

*Read the Bible Truth story, putting up the storyboard pictures as you tell it. At the end of the story, repeat the questions and lead the children in answering them. Present the gospel and close in prayer.*

\*Answers to assignment questions, the gospel and ACTS prayer are also included at the end of the story text.\*

Answers:

**Our Bible Verse is: 1 Timothy 4:13**

"Devote yourself to the public reading of Scripture, to preaching and to teaching."

**1. Whom did Paul write to when he was in prison and about to die?**  
Timothy.

**2. What did Paul tell this person to be faithful to do for the believers in Ephesus?** Paul told Timothy to be faithful to preach God's Word to them and help them keep on loving God and living for Him.

**For You and Me:**

Paul encouraged Timothy to be faithful to teach God's Word to the believers who gathered together as a little church in Ephesus. By being faithful like this, God could use Timothy powerfully. Timothy could help the believers know how to keep on loving God and living for Him. When we go to church and listen to faithful teachers tell us about God's Word, God can use it to help us to love Him and live for Him, too. And the very first thing that every faithful teacher hopes and prays that you will do when you hear God's Word is to turn away from your sins and trust in Jesus as your Savior. This is how we become God's people. It is the best, first step in loving God and living for Him.

take out



Place in



Visual Aid



# Detective Dan's Listening Assignment #3

# Detective Dan's

## Listening Assignment #3



Hi, Deep Down Detectives!

I'm still working on the case called:

"The Case of the Faithful Leader."

I found SIX clues, but TWO of them are NOT in the story. They are: a cake, Paul, a car, a letter, a coat, and God's Word.

*Hold up each of the six pictures for the children to see as you identify them. Better yet, put them up on your flannelgraph board, off to one side.*

I need to know:

1. Which four belong in the story and which two don't?
2. Who did Paul thank God for? What did Paul asked God to help this person do?

Can you help me? Listen carefully to the story and you might just hear the answers!

Thanks!

Detective Dan

**Then say,** "Ok, Deep Down Detectives! Put on your best listening ears and see if you can hear the answers to Detective Dan's questions. When I finish telling the story, we will see if we can answer all of his questions."

*Read the Bible Truth story, putting up the storyboard pictures as you tell it. At the end of the story, repeat the questions and lead the children in answering them. Present the gospel and close in prayer.*

\*Answers to assignment questions, the gospel and ACTS prayer are also included at the end of the story text.\*

Answers:

1. Which four belong in the story and which two don't?  
Paul, the letter, the coat and God's Word belong. The cake and the car do not.
2. Who did Paul thank God for? What did Paul asked God to help this person do?  
Paul thanked God for Timothy. To keep being a good pastor to the people in Ephesus, but also to come and comfort him before he died.


**For You and Me:**

Paul thanked God for giving him Timothy. Timothy had been such a good helper to him; and, Timothy now was a faithful leader to the believers in Ephesus, who Paul cared about so much. We, too, should thank God for the faithful leaders he gives us. They help us know God's Word and know how to live it out. We can ask God to help those leaders teach us well. And, we can ask God to work in our hearts as we listen to the leaders at our church teach from God's Word. We can ask God to use these leaders and His Word to turn away from our sins and trust in Jesus as our Savior. That's how we can become God's people, too.





Paul



A Cake

VISUAL  
AID  
#5C

Place in  
DDD  
Bible™

take out  
Big  
Question  
Bible™  
of BQB


DDD 15.2 Lesson 3 Listening Assignment Clue Picture 2 for kids

VISUAL  
AID  
#5C

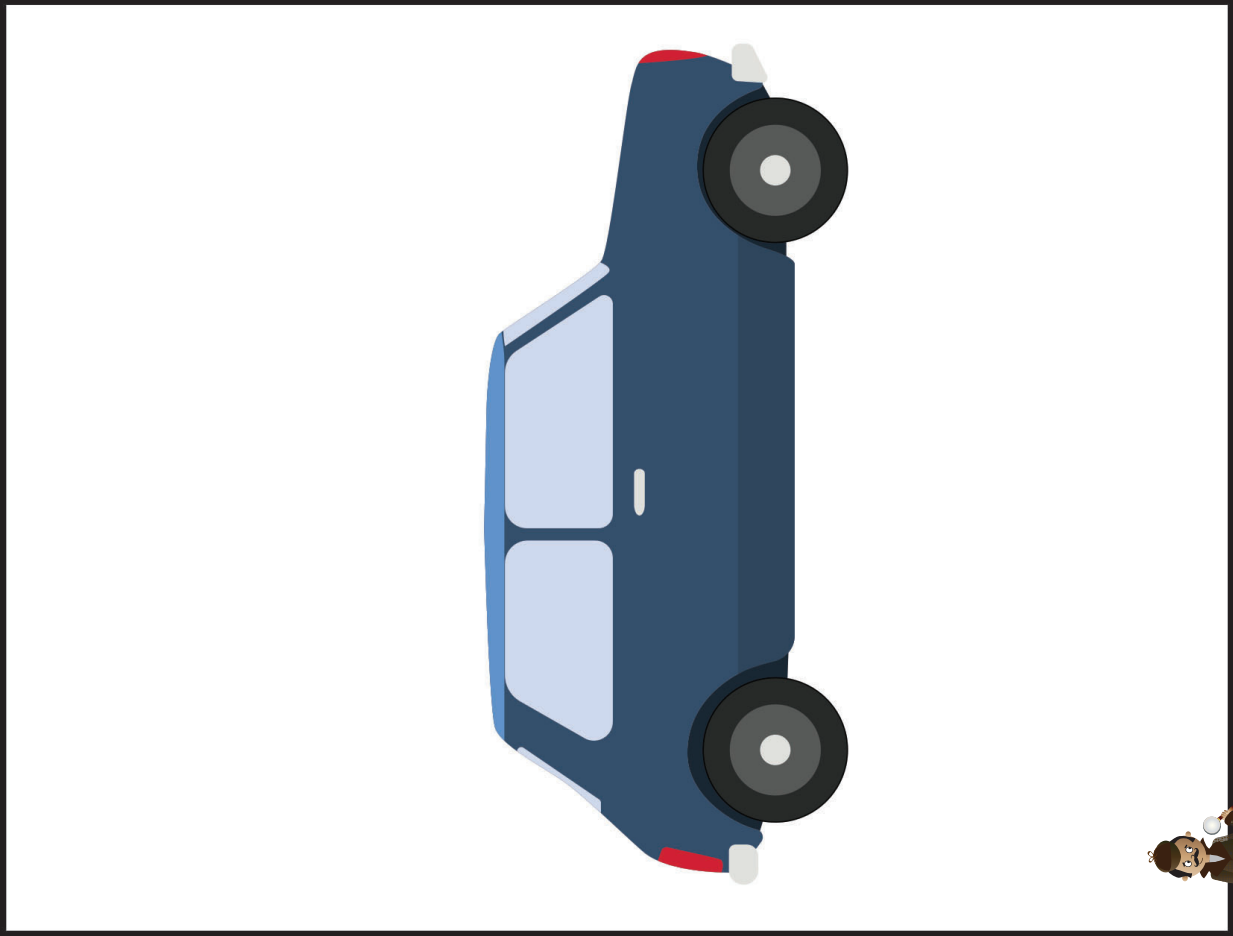
Place in  
DDD  
Bible™

take out  
Big  
Question  
Bible™  
of BQB

DDD 15.2 Lesson 3 Listening Assignment Clue Picture 1 for kids



A Letter



A Car

VISUAL  
AID  
#5C

Place in  
DDD  
Bible™

take out  
Big  
Question  
Briefcase  
of BQB

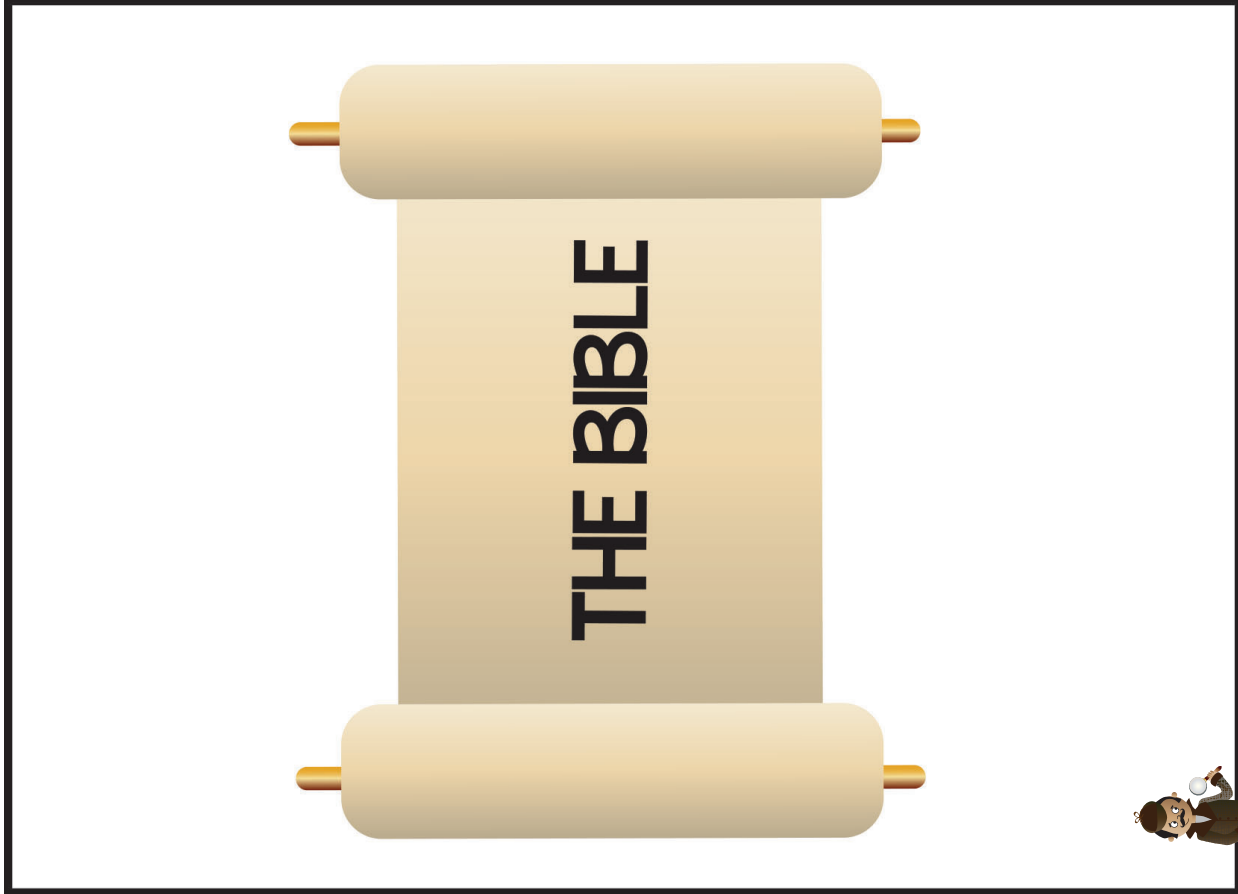
VISUAL  
AID  
#5C

Place in  
DDD  
Bible™


take out  
Big  
Question  
Briefcase  
of BQB

DDD 15.2 Lesson 3 Listening Assignment Clue Picture 4 for kids

DDD 15.2 Lesson 3 Listening Assignment Clue Picture 3 for kids



God's Word




A Coat





DDD 9.2 Lesson 3 Listening Assignment Clue Picture 6 for kids




DDD 9.2 Lesson 3 Listening Assignment Clue Picture 5 for kids

# Big Question 15, Bible Truth 2 Storyboard Background Pictures Key (BG)

Put these pictures in place on your storyboard BEFORE you tell your story.

**BG1 Rome**




**BG2 Road to Other Places  
(Felt)**



**BG3 Other City 1**



**BG4 Other City 2**



**BG5 Other City 3 (Ephesus)**



# Big Question 15, Bible Truth 2 Storyboard Pictures Key (SB)

Store these pictures in numerical order in your DDD Bible Folder.  
Add these to your story as you tell it. Numbers correspond to placement order.

**SB1 Paul in Jail in Rome**



**SB13 Timothy and Paul Travel Up Mountains and Down Valleys with Gospel**



**SB2 Praying for Others; Sharing the Gospel with the Soldiers; Writing Letters to the Little Churches**



**SB14 Timothy and Paul Travel Over Land and Sea with Gospel**



**SB3 Sharing Gospel in City 1**



**SB15 Timothy and Paul Endure All Kinds of Weather for the Gospel**



**SB4 Sharing Gospel in City 2**



**SB16 Timothy and Paul Tell Gospel to Those Who Welcome Them**



**SB5 Sharing Gospel in City 3**



**SB17 Timothy and Paul Suffer for the Gospel from Those Who Hate Them**



**SB6 Little Church of Believers 1**



**SB18 Timothy Loves the LORD, God's People and Paul; Paul Loves Timothy Like a Son**



**SB7 Little Church of Believers 2**



**SB19 Timothy Listens to Paul Preach the Gospel**



**SB8 Little Church of Believers 3**



**SB20 Timothy Listens to Paul Comfort Sad Believers**



**SB21 Timothy Listens to Paul Warn Believers Who Are Not Living for God as They Should**



**SB9 Deacons and Elders/Pastors Church 1**



**SB22 Timothy and Paul Come to Ephesus**



**SB10 Deacons and Elders/Pastors Church 2**



**SB23 Timothy Becomes Pastor in Ephesus**



**SB11 Deacons and Elders/Pastors Church 3**



**SB24 Paul in Jail Longs to See Timothy**



**SB25 Messenger Takes Paul's Letter to Timothy**



**SB26 Timothy Reads Paul's Letter**

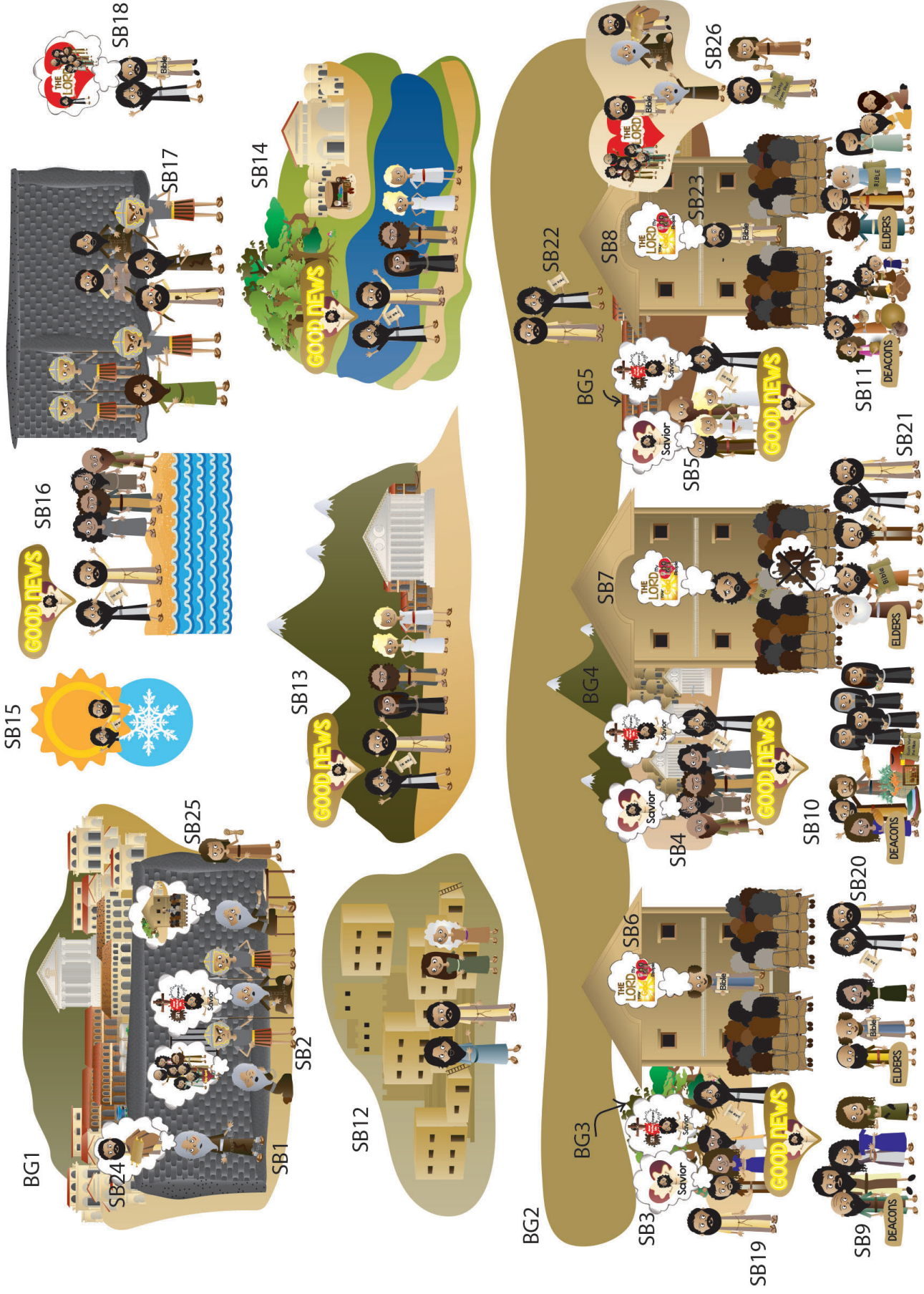


**SB12 Paul Meets Timothy (Future Pastor)**





Note: Use sticky tac putty rather than velcro on back of pictures placed on top of other pictures.



NOTE:


Some of the larger images are assembled from two or more pages. You can make these easier to fold by leaving a small gap in the lamination between the pieces. This allows you to fold the image along the gap.



leave slight gap here  
to create a "hinge" for  
easy folding



BG1 Rome  
Put on board BEFORE telling story  
DDD Story 15.2



BG3 Other City 1

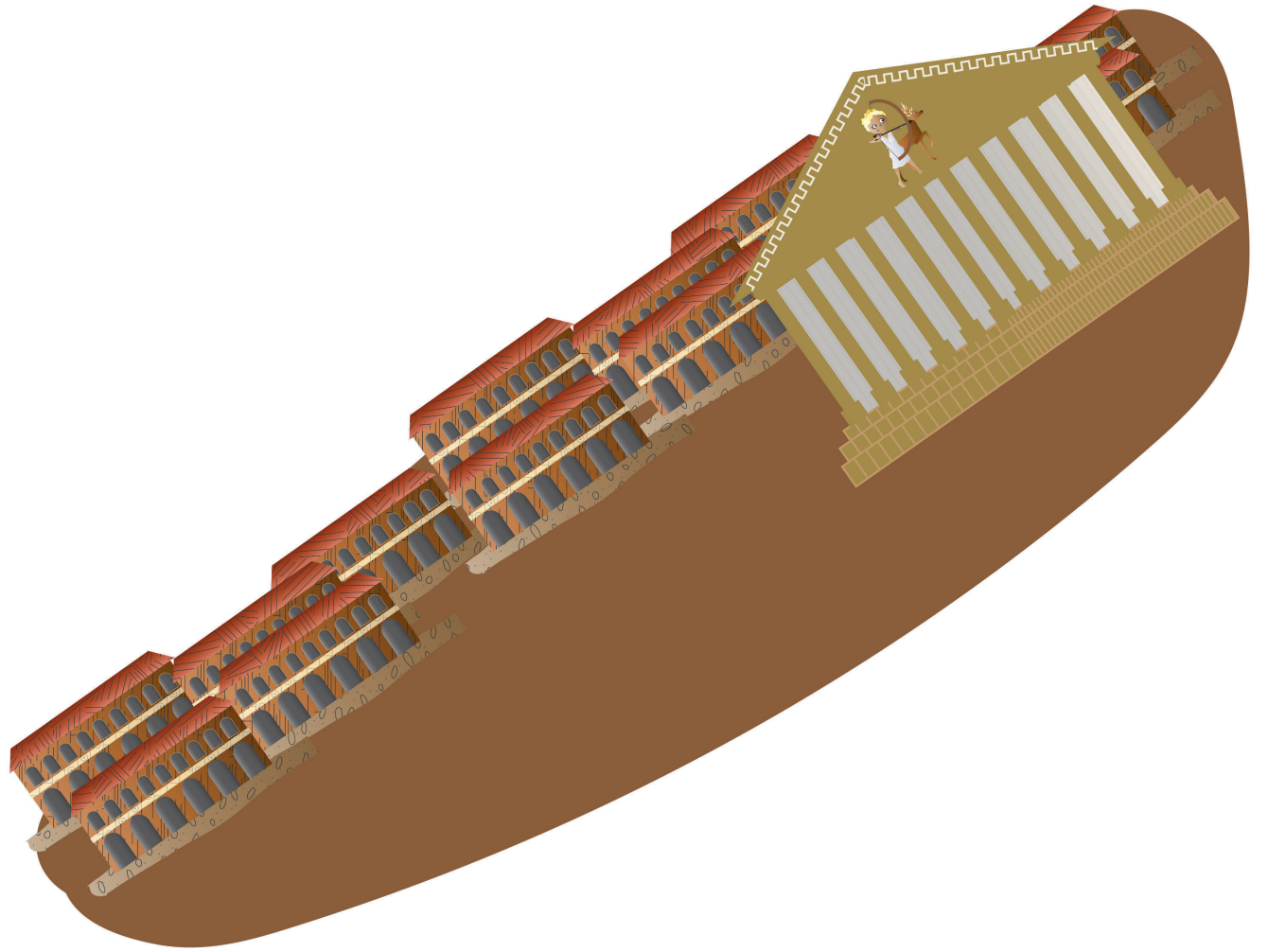
Laminate and put on board BEFORE telling story

DDD Story 15.2

BG4 Other City 2

Laminate and put on board BEFORE telling story

DDD Story 15.2



BG5 Other City 3 (Ephesus)

Laminate and put on board BEFORE telling story

DDD Story 15.2


SB25 Messenger/Taker Paul's Letter to Timothy  
DDD Story 15.2

SB3 Sharing Gospel In City 1  
DDD Story 15.2

SB19 Timothy Listens to Paul Preach the Gospel  
DDD Story 15.2

SB1 Paul in Jail in Rome  
DDD Story 15.2







SB2 Praying for Others;  
Sharing the Gospel  
with the Soldiers;  
Writing Letters to  
the Little Churches  
DDD Story 15.2

SB4 Sharing Gospel in City 2  
DDD Story 15.2

SB23 Timothy Becomes Pastor in Ephesus  
DDD Story 15.2



SB6 Little Church of Believers 1  
DDD Story 15.2



SB5 Sharing Gospel in City 3  
DDD Story 15.2

SB24 Paul in Jail Longs to See Timothy  
DDD Story 15.2



SB7 Little Church of Believers 2  
DDD Story 15.2

SB8 Little Church of Believers 3  
DDD Story 15.2



ELDERS



SB20 Timothy Listens to Paul  
Comfort Sad Believers  
DDD Story 15.2

SB22 Timothy and Paul Come to Ephesus  
DDD Story 15.2

SB9 Deacons and  
Eldiers/Pastors Church 1  
DDD Story 15.2

SB12 Paul Meets Timothy  
(Future Pastor)  
DDD Story 15.2





SB11 Deacons and  
Elders/Pastors Church 3  
DDD Story 15:2

SB10 Deacons and  
Elders/Pastors Church 2  
DDD Story 15:2



SB13 Timothy and Paul Travel  
Up Mountains and Down Valleys  
with Gospel  
DDD Story 15.2

SB21 Timothy Listens to Paul  
Warn Believers Who Are Not Living  
for God as They Should  
DDD Story 15.2

SB18 Timothy Loves the LORD,  
God's People and Paul; Paul Loves  
Timothy Like a Son  
DDD Story 15.2

SB15 Timothy and Paul Endure All  
Kinds of Weather for the Gospel  
DDD Story 15.2



SBI4 Timothy and Paul Travel  
Over Land and Sea with Gospel  
DDD Story 15.2

# GOOD NEWS



SB26 Timothy Reads Paul's Letter  
DDD Story 15.2

SB16 Timothy and Paul Tell Gospel  
to Those Who Welcome Them  
DDD Story 15.2





SB17 Timothy and Paul Suffer  
for the Gospel from Those Who  
Hate Them  
DDD Story 15:2

# **DEEP DOWN DETECTIVES**



**Visual Aids**

**Unit 15,**

**Bible Truth 3**

## About Deep Down Detectives Visual Aids and Small Format Storyboard Pictures

### How Are They Used?



The Deep Down Detectives Visual Aids and Small Format Storyboard Pictures are companion resources to be used alongside the Deep Down Detectives Core Curriculum for each unit. These colorful pictures are used in presenting the key concepts, telling the Bible stories, and, in playing the Bible Story Review games. The storyboard pictures in this book are for flannelgraph boards 24" x 36" or larger. (Choose Visual Aids with Large Format Storyboard Pictures for very large boards.)

### What Do They Include?



**There are six, different resources included in this book:**

**1. Key Concept Visual Aids**-- colorful signs of the Big Question and Answer, the Bible Truths taught in each unit, the Bible verses, and the Listening Assignments used with the curriculum for each Bible Truth taught in the unit.

**2. The Storyboard Picture Key**-- a who's who of the pictures in thumbnail size.

**3. Storyboard Suggested Picture Placement** page--how you can place your pictures up on your storyboard that works well with the story.


**4. The Storyboard Pictures, themselves.** Notice that each picture is identified on the back for easy reference.

**5. Directions** for how to make a homemade flannelgraph storyboard and sturdy storyboard pictures.

**6. Directions** for making the Deep Down Detectives "Bible" Folder and the **back/front images** to paste in place when making it. (Larger back/front images are found online with the curriculum.)




### Ready, Set, Rip It Out!



This book is meant to be ripped up and made into your visual aid. The key concept signs can be cut out and laminated or slipped into sheet protectors. Cut out around the storyboard images and ideally, laminate these. Some of the biggest pictures actually need to be stuck together, before laminating.

### Store It!



Deep Down Detectives is a curriculum that can be used over and over. Store your visual aids and storyboard pictures after using them and they will serve you for many years. We store ours in manilla envelopes and then put them (along with all the rest of the curriculum) in magazine files, labeled by unit. If you have multiple classes using the curriculum, store each set of resources in separate manilla envelopes. This will make prep much simpler, second time around.

### Replacement Storyboard Pictures



You can always purchase this book again or simply go online to the [praisefactory.org](http://praisefactory.org) website (Deep Down Detectives section) and print out any pictures that go missing.

**The Case of the Copycats***John 13-15, 18-20; Acts***Story-telling Tips**

Ahead of time:

1. Read the Bible verses and story. Pray!
2. Choose story action cues and prepare storyboard figures/Story Scenes, if using. (In Visual Aids book)
3. Practice telling story with the storyboard figures/Story Scenes, timing your presentation. Shorten, if necessary.

During your presentation:

1. Maintain as much eye contact as possible as you tell the story.
2. Put up storyboard figures/add story action cues/hold up Story Scenes as you tell the story. Allow the children to help you put them on the board, if desired.
3. Include the children in your story with a few questions about what they think will happen or words/concepts that might be new to them.
4. Watch the kids for signs that their attention span has been reached. Shorten, if necessary.

**INTRODUCTION/ LISTENING ASSIGNMENTS**

**“Our story is called: The Case of the Copycats. Here is your listening assignment.”** Read from Detective Dan’s Listening Assignment signs, but questions are summarized below:

**Detective Dan’s Lesson #1 Listening Assignment:**

**A copycat is a nickname for someone who tries to act like someone else.**

I need to know:

1. Who were the people who tried to act like someone else?
2. And who was the someone they try to look like? Why?

**Detective Dan’s Lesson #2 Listening Assignment:****Our Bible Verse is John 13:34-35**

“A new commandment I give to you: Love one another. As I have loved you, so you must love one another. By this all men will know that you are my disciples, if you love one another.”

I need to know:

1. What was Jesus’ love for His people like?
2. Who wanted to obey Jesus’ command to love one another as He had loved them?

**Detective Dan’s Lesson #3 Listening Assignment:**I found six clues, but two of them are **NOT** in the story.

They are: a little meal; the Holy Spirit in a heart; a doll; Pastor Peter; a can of soda; and some money. *Hold each of them up for the children to see as you identify them.*

I need to know:

1. Which four belong in the story and which two don’t?
2. Who prayed for each other and cared for each other’s needs?

**Read the assignment questions, THEN SAY,**

“Ok, Deep Down Detectives! Put on your best listening ears and see if you can hear the answers to Detective Dan’s questions. When I finish telling the story, we will see if we can answer all the questions.”

*Read the Bible Truth story, answer questions, present the gospel and lead in prayer.*

*Answers to questions; the gospel; and, ACTS prayer are included with the story text.*

**The Case of the Copycats***John 13-15, 18-20; Acts*

**Story with lines separating paragraphs (text in bold, optional interaction cues in italics)** Numbers correspond to storyboard pictures and placement upon the storyboard. Always feel free to use less pictures, if it's best for your kids. Simply black out the numbers next to pictures you do not plan to use. All pictures are found in the Visual Aids book. Put BG (background) pictures on storyboard ahead of time. SB pictures (listed below in story text) are added to board as you tell the story. These numbers are also found on the back of each picture. Tip: Stack pictures in numerical order before telling story for easy use. Use sticky-back velcro to attach pictures to storyboard felt. Use sticky-tac putty to stick a picture on top of another picture. OR, if using the Story Scenes to tell the story, disregard the storyboard picture references listed below.

**(SB1) The sun was setting as Jesus and his disciples gathered for supper. It would be their last meal together, their last hours together, before "IT" happened. What was "IT"?**

*What do you think the "IT" was that was about to happen?*

**Enemies would come and take Jesus. He would suffer and die on the cross for the sins of God's people.**

**Jesus knew "IT" was about to happen, but His disciples did not. With only a little time left to teach and prepare them, what did Jesus want them to remember? And how would He tell them?**

*What do you think Jesus would use to teach them?*

**Jesus would use FEET and FOOD, right there at the table, to teach them.**

**Now, feet are always dirty, but they were especially so in Jesus' world. There were no cars back then and very few stone roads. It was walk, walk, walk on sandy, muddy, dirty ground. Camels and donkeys shared with roads, adding more stuff to step in. And, since people wore sandals or went barefoot, you can imagine just how yucky your feet could get. Yes, feet were yucky things and washing them was an everyday, before each meal, dirty business. And so dirty, that only you or your lowest servant would ever touch your feet.**

**(SB2) Imagine how horrified the disciples were when Jesus got up from the table that night and began to wash their feet! "Teacher, never wash my feet!" Peter exclaimed. The others agreed. Jesus was God's Son. He shouldn't use His holy, perfect life to clean their dirty, yucky feet!**

**But Jesus just kept washing. "You can have no part in what I'm doing, if I don't wash your feet," Jesus told Peter. This was a teaching picture about the "IT" Jesus was about to do for them the next day, when He would give up His life on the cross to clean the sin from their hearts. It was something only He could do for them.**

**Jesus had taught them with feet, now He would teach them more about "IT" with food. Jesus took the bread and wine and gave them to his disciples as two more teaching pictures. (SB3) "This is my body, broken for you," He told them, as He held out the bread to them to eat. "This is my blood, poured out for you," He told them, as He held out the wine for them to drink. These were pictures of what Jesus would do that next day for them. On the cross, Jesus' body would be broken, and His blood would be poured as the full payment for the sins of God's people. Jesus would use His holy, perfect life to clean the sin from their hearts.**

**Why would Jesus do such a thing? Why would He suffer and die for God's people? (SB4) There is only one reason: love. Love for God, His Father. And love for God's people. This was God's plan to save His people. This was the only way. And, as much as Jesus did not like to hurt and suffer, He loved His Father and God's people even more.**

**(SB5) "I am about to go away," Jesus told His disciples. "I am making the way for you and all of God's people to come to God. I am going to prepare a place for you to live with God forever. One happy day, I will come back for you to take you home to be with Me," Jesus told them.**

**"Don't be upset. I'm not leaving you alone. I am sending you a special Comforter-- the Holy Spirit," Jesus promised them. "He will live in your hearts. He will keep us close. He will give you power to do everything God wants you to do," Jesus explained.**

*Story with lines separating paragraphs (text in bold, optional interaction cues in italics)*

**(But what DID God want them to do? It went back to that one word for everything Jesus did.**

*Can you guess what that word is?*

**That one word was “love.”**

**(SB6) “Show your love for Me by obeying everything I’ve taught you,” Jesus told His disciples. “Love one another as I have loved You. I have loved you so much that I am even going to suffer and die on the cross to be the Savior you need. There is no greater love than that! Now I want you to love each other that much, too!” Jesus told them. “And when you care for each other’s needs like this, others will know that you really are My disciples and God’s people,” He promised them.**

**Soon everything happened just as Jesus said it would. (SB7) Soldiers came that night and arrested Jesus. The next day, Jesus suffered and died on the cross for the sins of God’s people. (SB8) Then, friends came for His body, wrapped it in sweet-smelling spices and clean, white linen, and buried Him in a cave grave. It looked like it was the end for Jesus, but was it?**

*What do you think?*

**No, it was not! (SB9) On Sunday, the third day, Jesus rose from the dead. (SB10) He appeared to His disciples and taught them many things. (SB11) Then He went up, up, up through the clouds to rule in heaven. Jesus was gone. Was His help gone, too?**

*What do you think?*

**No, it was not! Just as Jesus promised, (SB12) He sent the Holy Spirit to live in the hearts of His disciples. And with the Holy Spirit’s help, they lived out what Jesus had told them to do.**

**“Love Me by obeying My commands! Love one another as I have loved you!” Jesus had told them. So, they spread the good news in love. (SB13) “Turn away from disobeying God. Trust in Jesus as your Savior. Be baptized,” they urged all who would listen.**

**The Holy Spirit helped the listeners believe. (SB14) The little church of Christians grew from eleven to 120 to over 3000 people in just a few weeks!**

**“Love Me by obeying My commands! Love one another as I have loved you!” Jesus had told them. (SB15) So, they gathered together in love for God and each other. (SB16) Peter and Jesus’ other disciples led the believers as their pastors/elders. They preached from God’s Word. They comforted those who were scared and weak. They warned those who were forgetting how Jesus wanted them to live. They helped everyone live out Jesus’ commands. Their loving leadership was God’s good gift to His Church.**

**Every day, and especially on Sundays, the little church gathered together. As they gathered, the Holy Spirit worked in their hearts and encouraged them. (SB17) They learned from God’s Word. They fellowshiped and prayed together. They shared stories about the amazing things God was doing and urged each other to keep on loving God and living for Him. They ate the Lord’s Supper together --the special meal of bread and wine that Jesus gave them to eat together to remember His death. (SB18) They sang praised to their great God. Oh, how they wanted to worship and love the LORD together, just as Jesus told them to! And the Holy Spirit helped them do this.**

*Story with lines separating paragraphs (text in bold, optional interaction cues in italics)*

**But they didn't just worship and love the LORD. They loved one another like Jesus did, too. And so, when they gathered together, they promised to care for each other's needs.**

**(SB19) Why, these believers shared everything they had with each other—food, clothes, houses, money... EVERYTHING! And if anyone needed anything, they would sell their things and buy whatever was needed. (SB20) Some people, like Stephen, Philip, and Phoebe were chosen by the church to be deacons. These godly men and women led the little church in caring for the sick, old, and needy among them. They would make sure that no one was overlooked. Oh, how they wanted to love each other, as Jesus told them to! And with the help of God's Holy Spirit, they did.**

**What glad and giving hearts those first Christians had! How they loved God and one another! And as they did, guess who else noticed?**

*Can you guess?*

**(SB21) Everyone around them! "Look at these people! How they love God and one another! This is something very special," they exclaimed.**

**And so it was! For WHO did this church of believers look like, as they loved God and loved one another? Their Savior, Himself. Can you tell me His name?**

*Can you tell me?*

**It's Jesus!**

**"If you like what you see in us, it's because of Jesus!" the believers explained. "He has saved us and filled us with His Holy Spirit. He's the One changing our hearts, helping us love God and one another. Come gather with us! Let tell you about Jesus, and how you can become God's people, too!" they exclaimed.**

**Many years have passed since those first believers gathered together. Some things have changed since those early days, but the most important things have not. (SB22) Many years have passed since those first believers gathered together. Some things have changed since those early days, but the most important things have not. Jesus still calls His people to keep His commands and to love one another. He still wants them to share the good news of the gospel with everyone. And, He still wants them to gather together to worship God and love one another.**

**As they do, the Holy Spirit will keep working in God's people, helping them look like Jesus to others. "Tell us about Jesus who helps you love like this!" these people will say, and hopefully as they hear the good news of Jesus, they will trust in Him as their Savior, too!**



**Cracking the Case:** (story wrap-up for Listening Assignments)

It's time to see how we did with our Listening Assignment.

**Detective Dan's Lesson 1 Listening Assignment:**  
**I need to know:**

**A copycat is a nickname for someone who tries to act like someone else.**

**1. Who were the people who tried to act like someone else?** Jesus' followers, God's people.

**2. And who was the someone they try to look like? Why?** They tried to look like Jesus by how they loved God and loved each other.

**For You and Me:**

God's people want to love each other as Jesus has loved them. They love being a part of God's care for His people. And, when God's people love like Jesus, they help others see what God is like, and be a part of God's plan to tell them the good news of Jesus. We can become God's people, too, when we turn away from our sins and trust in Jesus as our Savior. Then He will work in our hearts and help us love God and love others, too.

**Detective Dan's Lesson 2 Listening Assignment:**  
**Our Bible Verse is John 13:34-35**

"A new commandment I give to you: Love one another. As I have loved you, so you must love one another. By this all men will know that you are my disciples, if you love one another."

**I need to find out:**

**1. What was Jesus' love for His people like?** He chose to put their needs first. He loved them so much that He was willing to suffer and die in their place, for their sins. There is no greater love than this!

**2. Who wanted to obey Jesus' command to love one another as He had loved them? Who helped them do this?** Jesus' followers did! The Holy Spirit living in their hearts helped them.

**For You and Me:**

God's people want to love each other as Jesus has loved them. They love being a part of God's care for His people. And, when God's people love like Jesus, they help others see what God is like, and be a part of God's plan to tell them the good news of Jesus. We can become God's people, too, when we turn away from our sins and trust in Jesus as our Savior. Then He will work in our hearts and help us love God and love others, too.

**Detective Dan's Lesson 3 Listening Assignment:**

Our six clues were: a little meal; the Holy Spirit in a heart; a doll; Pastor Peter; a can of soda; and some money.

**1. Which four belong in our story?**

The little meal, the Holy Spirit in a heart, Pastor Peter, and the money belong. The doll and the can of soda do not.

**2. Who prayed for each other and cared for each other's needs?** Jesus' followers, God's people.

**For You and Me:**

God's people want to love each other as Jesus has loved them. They love being a part of God's care for His people. And, when God's people love like Jesus, they help others see what God is like, and be a part of God's plan to tell them the good news of Jesus. We can become God's people, too, when we turn away from our sins and trust in Jesus as our Savior. Then He will work in our hearts and help us love God and love others, too.

**The Gospel** (story wrap-up if NOT using Listening Assignments)**Our Bible Truth is:**

**Why Do God's People Go to Church?  
To Worship God and Love One Another...  
By Caring for Each Other's Needs!**

Why do God's people go to church? To worship God and love one another... by taking care of each other's needs.

God's people love to tell others the good news of Jesus. Why? Because the greatest need that all people have is for God to forgive their sins! You see, we all have chosen to turn away from God and disobey His good laws. We don't deserve His love or to be His people. We deserve His punishment instead. How sad!

But God, in His great mercy, has provided us a way to be forgiven our sins and to become His people. How? Through His Son, Jesus. Jesus came to earth and lived a perfect life. On the cross, He chose to suffer and die, giving up His life as the full payment for sins. On the third day, Jesus rose up from the grave. He had done it! He had beaten sin and death for God's people! Now, all who turn away from their sins and trust in Jesus as their Savior receive God's forgiveness. This is how they become God's people forever. God can help you do this, too! Ask Him to help you! He loves to answer this prayer.  
*Close in prayer.*

**Closing ACTS Prayer**

- A** We praise You, God, for being the Savior of Your people, the Church. We praise You for Your kindness and love shown through Your people caring for each other.
- C** God, sometimes we don't want to go to church and care for the needs of others. Sometimes we just want to take care of our own needs. We need a Savior!
- T** Thank You, God, for giving Your people to each other to care for their needs. Thank You for all the people in church who care for our needs.
- S** God, work in our hearts. Help us to turn away from our sins and trust in Jesus as our Savior. Make us Your people! Help us to care for others when we gather at church.

In Jesus' name we pray, Amen.

***Go to Lesson Plan, p.9 for the script to the rest of the lesson.***



# Why do God's people go to church? +


VISUAL AID

#1

take out



of BQB



ANSWER:

# To worship God and love one another!

## The Big Question

*Hold up the Big Question sign for all the children to see, and say:*

The Big Question we are investigating today is  
Big Question Number 15:

### **Why Do God's People Go to Church?**

and the Answer is:

### **To Worship God and Love One Another!**

#### **Meaning:**

A church is God's people gathering together. Some churches meet in special buildings. Some churches meet in homes. Some meet outside. No matter where they meet, when God's people gather together, they are a church. When God's people gather together as a church, they worship God. They worship Him for being the one, true God who is not like anyone else. They worship Him for saving them through Jesus. They sing songs and pray to God. They listen to the Bible and learn how to obey it. God's people also gather together to love one another. They talk with each other, and take care of each other, and pray for each other. The Bible tells us that God's people are to meet together often. It tells us that when they gather together, Jesus will be there with them in a special way. We can be God's people when we turn away from our sins and trust in Jesus as our Savior. Then, we will gather together with God's people to worship God and love one another, too!

Let's sing our Big Question Song: "



## Big Q & A 15 Song

*DDD NIV Songs 15, track 12*

*(adapted version of "This Is the Way We Wash Our Clothes")*

Why do God's people go to church?  
Go to church? Go to church?  
Why do God's people go to church?  
To worship God and to  
love one another!

# BIG QUESTION 15: Six truths about why God's people go to church



## **This Unit's Bible Truths**

"To Worship God and Love One Another" is a good beginning, but there's so more to learn. So, it's time for us to dig down even deeper for more answers to our Big Question about God. We're going to be learning SIX Bible truths that all tell us more about why God's people go to church.

Who would like to hand me the picture with our six Bible truths on it? It's in the Big Question Box/Briefcase."

*Choose a child to get it and hand it to you, then hold it up and show them the pictures of the six truths they will be learning.*

*After everyone has had a good look say...*

"Ok, we've learned two truths about why God's people go to church. They are: "By Praising God for Jesus' Win over Death" and "By Learning from God's Word, the Bible" (point to pictures as you identify each Bible Truth). Now let's look at our Bible Truth Clue sign and see if we can figure out which of these six truths we will be learning about today. Who would like to get it out of the Big Question Briefcase for me?"

*Choose a child to open the briefcase, take out the Bible Truth Clue sign and hand it to you.*

CAN YOU GUESS BIBLE TRUTH 3:

**Why Do God's People  
Go to Church?  
To Worship God and  
Love One Another...**

**By Caring for Each  
Other's ???!**

**HINT:** This word means "something we have to have." It starts with an "n" and it rhymes with "seeds."

**ANSWER:**  
**By Caring for Each Other's NEEDS!**

Visual  
Aid



# Revealing the Bible Truth

## We Are Learning

*Hold up the front side for the children to see. Cover up the answer, written along the bottom, and say:*

**“Why Do God’s People Go to Church?  
To Worship God and Love One Another!  
By Caring for Each Other’s ????!”**

We’re missing a word. Here is the hint for the missing word. It says: “This word means “something we have to have.” It starts with an “N” and it rhymes with “seeds.”

Can you guess? The answer is: “Needs.”

So the Bible Truth we are learning today is:  
*(uncover answer from bottom of sign, show it to them and say:)*

**“Why Do God’s People Go to Church?  
To Worship God and Love One Another...  
By Caring for Each Other’s Needs!”**

And here is what this Bible Truth means:

*(read the meaning off of the back of the sign, say:)*

When God’s people gather together, they make special promises to believe God’s Word and to care for each other. They promise to help each other keep on loving God and living for Him.

How do God’s people help each other keep these promises? They help each other love God and live for Him. They tell each other about their lives—the many happy things, the sad things, even their sins and their struggles. They pray for each other and remind each other of the truths in God’s Word. They want to help everyone to keep growing in their life with God.

But they also care for each other’s needs. They share their money and their things when someone is hungry or has lost their job. They visit each other when they are sick. They cheer each other up when they are sad or lonely. They want to help everyone to be well-cared for.

God gives each little church special leaders that help them care for each other, too. He gives them pastors/elders to teach them God’s Word and help them live it out. They comfort those who are scared and weak. They strengthen those who are struggling with sin. They pray for all.

God gives each little church special leaders called deacons, too. Deacons help everyone to better care for each other’s needs. They spend extra time finding out what people need and helping them get it.

Jesus told God’s people to love each other and take care of each other just as He has loved and taken care of them. If they do this, Jesus promised that others will see their love and know that they are God’s people. They will praise God for how wonderful He is and want to become His people, too. We can become God’s people when we turn away from our sins and trust in Jesus as our Savior.





**"A new commandment I give to you: Love one another. As I have loved you, so you must love one another.**

**By this all men will know that you are my disciples, if you love one another." -- John 13:34-35**

Visual  
Aid  
#4

Place  
verse in  
DDD  
Bible®

take out  
? of  
of BQ8

## Bible Truth 3 Bible Verse

*Remove the Bible Verse Picture from the "Bible" folder and hold it up for all the children to see, then say:*

John 13:34-35 tells us:

### **John 13:34-35**

"A new commandment I give to you: Love one another. As I have loved you, so you must love one another. By this all men will know that you are my disciples, if you love one another."

**Learn a Little:** "Love one another. As I have loved you."

### **What does that mean?**

A commandment is a big rule God tells us to obey! What does Jesus command His people to do? To love one another like He has loved them! Wow! That's a lot of love! Only with God's help can God's people do that! But when they do, others will know that they really are God's people! We can become God's people when we turn away from our sins and trust in Jesus as our Savior.

"Now it's time to do a bit more deep down investigating. Let's see what Detective Dan wants us to help him figure out. Would someone like to get it out for me?"

"We've said our Bible verse, now let's sing it!"

"We've said our Bible verse, now let's sing it!"

## A New Commandment:

### **John 13:34-35**

*DDD NIV Songs 15, track 32*

A new commandment I give to you,  
A new commandment I give to you,  
Love one another!  
Love one another!  
Love one another!

By this all will know that you are My disciples,  
By this all will know that you are My disciples,  
Love one another!  
Love one another!  
Love one another!  
  
John Thirteen, thirty-four and thirty-five.

"Now it's time to do a bit more deep down investigating. Let's see what Detective Dan wants us to help him figure out. Would someone like to get it out for me?"

take out



Place in



Visual Aid



# Detective Dan's Listening Assignment #1

# Detective Dan's

## Listening Assignment #1



Hi, Deep Down Detectives!  
I'm working on a brand-new case called:  
**The Case of the Copycats**

A copycat is a nickname for someone who tries to act like someone else.

I need to find out:

1. Who were the people who tried to act like someone else?

AND

2. And who was the someone they try to look like? Why?

Can you help me? Listen carefully to the story and you might just hear the answers!

Thanks!

Detective Dan

**Then say,** "Ok, Deep Down Detectives! Put on your best listening ears and see if you can hear the answers to Detective Dan's questions. When I finish telling the story, we will see if we can answer all of his questions."

*Read the Bible Truth story, putting up the storyboard pictures as you tell it.*

*At the end of the story, repeat the questions and lead the children in answering them. Present the gospel and close in prayer.*

\*Answers to assignment questions, the gospel and ACTS prayer are also included at the end of the story text.\*

Answers:

An eyewitness is someone who knows something is true because he watches it happen.

**I need to know:**

1. **Who were the people who tried to act like someone else?** Jesus' followers, God's people.

2. **And who was the someone they try to look like? Why?** They tried to look like Jesus by how they loved God and loved each other.

**For You and Me:**

God's people want to love each other as Jesus has loved them. They love being a part of God's care for His people. And, when God's people love like Jesus, they help others see what God is like, and be a part of God's plan to tell them the good news of Jesus. We can become God's people, too, when we turn away from our sins and trust in Jesus as our Savior. Then He will work in our hearts and help us love God and love others, too.

take out



of BQB

Place in



Visual Aid



# Detective Dan's Listening Assignment #2

# Detective Dan's Listening Assignment #2



Hi, Deep Down Detectives!  
I'm still working on the case called:  
**The Case of the Copycats**

**Our Bible Verse is John 13:34-35**

**"A new commandment I give to you: Love one another. As I have loved you, so you must love one another. By this all men will know that you are my disciples, if you love one another."**

**I need to find out:**

- 1. What was Jesus' love for His people like?**
- AND**
- 2. Who wanted to obey Jesus' command to love one another as He had loved them?**

**Can you help me? Listen carefully to the story and you might just hear the answers!**

**Thanks for your help!  
Detective Dan**

***Then say.*** "Ok, Deep Down Detectives! Put on your best listening ears and see if you can hear the answers to Detective Dan's questions. When I finish telling the story, we will see if we can answer all of his questions."

*Read the Bible Truth story, putting up the storyboard pictures as you tell it. At the end of the story, repeat the questions and lead the children in answering them. Present the gospel and close in prayer.*

\*Answers to assignment questions, the gospel and ACTS prayer are also included at the end of the story text.\*

Answers:

**Our Bible Verse is John 13:34-35**

"A new commandment I give to you: Love one another. As I have loved you, so you must love one another. By this all men will know that you are my disciples, if you love one another."

**I need to find out:**

- 1. What was Jesus' love for His people like?** He chose to put their needs first. He loved them so much that He was willing to suffer and die in their place, for their sins. There is no greater love than this!
- 2. Who wanted to obey Jesus' command to love one another as He had loved them? Who helped them do this?** Jesus' followers did! The Holy Spirit living in their hearts helped them.

**For You and Me:**

God's people want to love each other as Jesus has loved them. They love being a part of God's care for His people. And, when God's people love like Jesus, they help others see what God is like, and be a part of God's plan to tell them the good news of Jesus. We can become God's people, too, when we turn away from our sins and trust in Jesus as our Savior. Then He will work in our hearts and help us love God and love others, too.


take out



Place in



Visual Aid



# Detective Dan's Listening Assignment #3

# Detective Dan's

## Listening Assignment #3



Hi, Deep Down Detectives!  
I'm still working on the case called:  
**The Case of the Copycats**

I found **SIX** clues, but **TWO** of them are **NOT** in the story.  
They are: **a little meal; the Holy Spirit in a heart; a doll; Pastor Peter; a can of soda; and some money.**

*Hold up each of the six pictures for the children to see as you identify them. Better yet, put them up on your flannelgraph board, off to one side.*

I need to know:

1. Which **FOUR** pictures belong in the story and which **TWO** do **NOT**?
2. Who prayed for each other and cared for each other's needs?

Can you help me? Listen carefully to the story and you might just hear the answers!

Thanks!

Detective Dan

***Then say,*** "Ok, Deep Down Detectives! Put on your best listening ears and see if you can hear the answers to Detective Dan's questions. When I finish telling the story, we will see if we can answer all of his questions."

*Read the Bible Truth story, putting up the storyboard pictures as you tell it. At the end of the story, repeat the questions and lead the children in answering them. Present the gospel and close in prayer.*

\*Answers to assignment questions, the gospel and ACTS prayer are also included at the end of the story text.\*

Answers:


The little meal, the Holy Spirit in a heart, Pastor Peter, and the money belong. The doll and the can of soda do not.

**2. Who prayed for each other and cared for each other's needs?** Jesus' followers, God's people.


**For You and Me:**

God's people want to love each other as Jesus has loved them. They love being a part of God's care for His people. And, when God's people love like Jesus, they help others see what God is like, and be a part of God's plan to tell them the good news of Jesus. We can become God's people, too, when we turn away from our sins and trust in Jesus as our Savior. Then He will work in our hearts and help us love God and love others, too.





**The Holy Spirit in a Heart**



**A Little Meal**

VISUAL  
AID  
#5C

Place in  
DDD  
Bible™

take out  
Big  
Question  
Bible™  
of BQB


DDD 15.3 Lesson 3 Listening Assignment Clue Picture 2 for kids

VISUAL  
AID  
#5C


Place in  
DDD  
Bible™

take out  
Big  
Question  
Bible™  
of BQB

DDD 15.3 Lesson 3 Listening Assignment Clue Picture 1 for kids



Pastor Peter



A Doll



VISUAL  
AID  
#5C

Place in  
DDD  
Bible™

take out  
Big  
Question  
Briefcase  
of BQB

VISUAL  
AID  
#5C

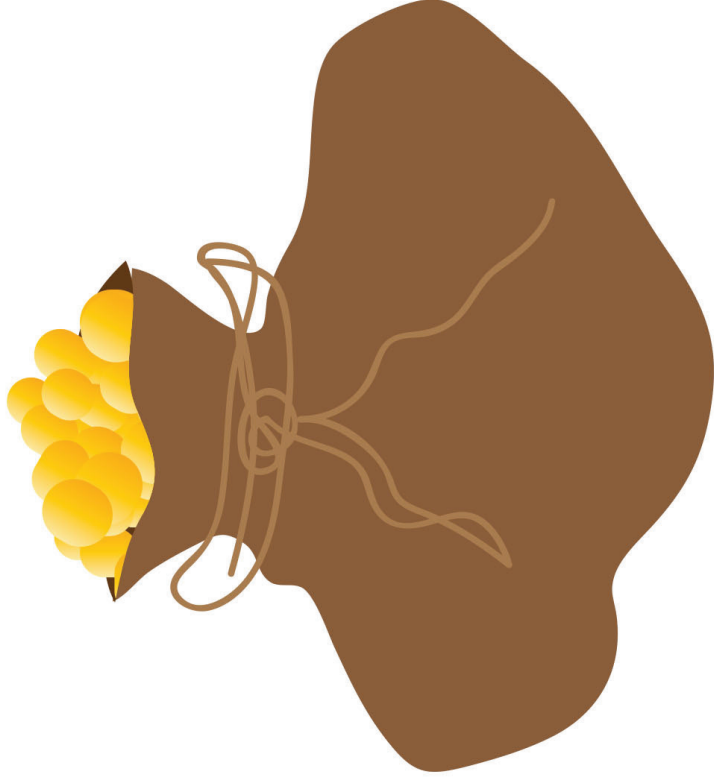
Place in  
DDD  
Bible™

take out  
Big  
Question  
Briefcase  
of BQB

DDD 15.3 Lesson 3 Listening Assignment Clue Picture 4 for kids

DDD 15.3 Lesson 3 Listening Assignment Clue Picture 3 for kids

# Some Money



# A Can of Soda



VISUAL  
AID  
#5C

Place in  
DDD  
Bible™

take out  
Big  
Question  
Briefcase  
of BQB

VISUAL  
AID  
#5C

Place in  
DDD  
Bible™

take out  
Big  
Question  
Briefcase  
of BQB

DDD 15.3 Lesson 3 Listening Assignment Clue Picture 6 for kids

DDD 15.3 Lesson 3 Listening Assignment Clue Picture 5 for

---

## **Big Question 15, Bible Truth 3 Storyboard Background Pictures Key (BG)**

---

Put these pictures in place on your storyboard BEFORE you tell your story.

**No background pictures**

# Big Question 15, Bible Truth 3 Storyboard Pictures Key (SB)

Store these pictures in numerical order in your DDD Bible Folder.  
Add these to your story as you tell it. Numbers correspond to placement order.

**SB1 Jesus with Disciples at Last Supper**



**SB2 Jesus Washing Feet**



**SB3 Bread and Wine Picture of Jesus' Body and Blood**



**SB4 What Jesus Was about to Do Because He Loved God and God's People**



**SB5 Going to Prepare a Place for God's People; Holy Spirit Coming to Live in God's People**



**SB6 Love God and Love One Another As Jesus Did**



**SB7 Jesus Arrested and Dying on the Cross**



**SB8 Jesus Being Buried in Cave Grave**



**SB9 Jesus Risen from the Dead**



**SB10 Risen Jesus Teaching His Disciples**



**SB11 Jesus Goes to Heaven**



**SB12 Holy Spirit Comes to Live Inside of the Disciples**



**SB13 Believe in Jesus, Repent and Be Baptized**



**SB14 Thousands of People Believing in Jesus: the Church Grows**



**SB15 The Church Gathers Together in Love**



**SB16 Peter and the Other Disciples Are Pastors/Elders Who Lead and Preach**



**SB17 The Church Learns God's Word, Celebrate Lord's Supper, and Help Each Other Live for God and Love One Another**



**SB18 The Church Sings Their Praises to God**



**SB19 The Church Cares for Each Other's Needs**



**SB20 Deacons Lead the Church in Caring for Each Other's Needs**



**SB21 Others See How God's People Care and Want to Know More about Jesus, Too**




**SB22 Even Today the Church Still Gathers Together to Worship God and Love One Another; and Is Still Led by Godly Pastors/Elders and Deacons**





Note: Use sticky tac putty rather than velcro on back of pictures placed on top of other pictures.



NOTE:

Some of the larger images are assembled from two or more pages. You can make these easier to fold by leaving a small gap in the lamination between the pieces. This allows you to fold the image along the gap.



leave slight gap here  
to create a "hinge" for  
easy folding



SB1 Jesus with Disciples at Last Supper  
DDD 15.3 Story

SB9 Jesus Risen from the Dead  
DDD 15.3 Story




SB3 Bread and Wine  
Picture of Jesus'  
Body and Blood  
DDD 15.3 Story

SB13 Believe in Jesus,  
Repent and Be Baptized  
DDD 15.3 Story

SB4 What Jesus Was about  
to Do Because He Loved God  
and God's People  
DDD 15.3 Story

SB2 Jesus Washing Feet  
DDD 15.3 Story

SB5 Going to Prepare a Place  
for God's People; Holy Spirit  
Coming to Live in God's People  
DDD 15.3 Story



SB7 Jesus Arrested and  
Dying on the Cross  
DDD 15.3 Story





SB8 Jesus Being Buried  
in Cave Grave  
DDD 15.3 Story

SB12 Holy Spirit Comes to  
Live Inside of the Disciples  
DDD 15.3 Story





SB10 Risen Jesus Teaching  
His Disciples, Pt 1 of 2  
DDD 15.3 Story

SB10 Risen Jesus Teaching  
His Disciples, Pt 2 of 2  
DDD 15.3 Story



SB11 Jesus Goes to Heaven  
DDD 15.3 Story



SB6 Love God and Love  
One Another As Jesus Did  
DDD 15.3 Story

SB15 The Church Gathers Together in Love  
DDD 15.3 Story

SB20 Deacons Lead the Church  
in Caring for Each Other's Needs  
DDD 15.3 Story





SB14 Thousands of People  
Believing in Jesus: the  
Church Grows  
DDD 15.3 Story



SB16 Peter and the Other  
Disciples Are Pastors/Elders  
Who Lead and Preach  
DDD 15.3 Story


SB18 The Church Sings  
Their Praises to God  
DDD 15.3 Story

# Love One Another



SB19 The Church Cares  
for Each Other's Needs;  
Pt 1 of 2  
DDD 15.3 Story  
Glue Together and Laminate

SB19 The Church Cares  
for Each Other's Needs; Pt 2 of 2  
DDD 15.3 Story  
Glue Together and Laminate




SB17 The Church Learns God's Word,  
Celebrate Lord's Supper,  
and Help Each Other Live for  
God and Love One Another,  
Pt 2 of 2  
DDD 15.3 Story  
Glue Together and Laminate  
DDD 15.3 Story

SB17 The Church Learns God's  
Word, Celebrate Lord's Supper,  
and Help Each Other Live for  
God and Love One Another,  
Pt 2 of 2  
DDD 15.3 Story  
Glue Together and Laminate



TELL US MORE ABOUT JESUS!



SB21 Others See How God's People Care and  
Want to Know More about Jesus, Too  
DDD 15.3 Story

SB20 Even Today the Church Still  
Gathers Together to Worship God and  
Love One Another; and Is Still Led by  
Godly Pastors/Elders and Deacons  
DDD 15.3 Story

# **DEEP DOWN DETECTIVES**



**Visual Aids**

**Unit 15,**

**Bible Truth 4**

## About Deep Down Detectives Visual Aids and Small Format Storyboard Pictures

### How Are They Used?



The Deep Down Detectives Visual Aids and Small Format Storyboard Pictures are companion resources to be used alongside the Deep Down Detectives Core Curriculum for each unit. These colorful pictures are used in presenting the key concepts, telling the Bible stories, and, in playing the Bible Story Review games. The storyboard pictures in this book are for flannelgraph boards 24" x 36" or larger. (Choose Visual Aids with Large Format Storyboard Pictures for very large boards.)

### What Do They Include?



**There are six, different resources included in this book:**

**1. Key Concept Visual Aids**-- colorful signs of the Big Question and Answer, the Bible Truths taught in each unit, the Bible verses, and the Listening Assignments used with the curriculum for each Bible Truth taught in the unit.

**2. The Storyboard Picture Key**-- a who's who of the pictures in thumbnail size.

**3. Storyboard Suggested Picture Placement** page--how you can place your pictures up on your storyboard that works well with the story.


**4. The Storyboard Pictures, themselves.** Notice that each picture is identified on the back for easy reference.

**5. Directions** for how to make a homemade flannelgraph storyboard and sturdy storyboard pictures.

**6. Directions** for making the Deep Down Detectives "Bible" Folder and the **back/front images** to paste in place when making it. (Larger back/front images are found online with the curriculum.)




### Ready, Set, Rip It Out!



This book is meant to be ripped up and made into your visual aid. The key concept signs can be cut out and laminated or slipped into sheet protectors. Cut out around the storyboard images and ideally, laminate these. Some of the biggest pictures actually need to be stuck together, before laminating.

### Store It!



Deep Down Detectives is a curriculum that can be used over and over. Store your visual aids and storyboard pictures after using them and they will serve you for many years. We store ours in manilla envelopes and then put them (along with all the rest of the curriculum) in magazine files, labeled by unit. If you have multiple classes using the curriculum, store each set of resources in separate manilla envelopes. This will make prep much simpler, second time around.

### Replacement Storyboard Pictures



You can always purchase this book again or simply go online to the [praisefactory.org](http://praisefactory.org) website (Deep Down Detectives section) and print out any pictures that go missing.

**The Case of the Amazing Answer**

Acts 12:1-18

**Story-telling Tips**

Ahead of time:

1. Read the Bible verses and story. Pray!
2. Choose story action cues and prepare storyboard figures/Story Scenes, if using. (In Visual Aids book)
3. Practice telling story with the storyboard figures/Story Scenes, timing your presentation. Shorten, if necessary.

During your presentation:

1. Maintain as much eye contact as possible as you tell the story.
2. Put up storyboard figures/add story action cues/hold up Story Scenes as you tell the story. Allow the children to help you put them on the board, if desired.
3. Include the children in your story with a few questions about what they think will happen or words/concepts that might be new to them.
4. Watch the kids for signs that their attention span has been reached. Shorten, if necessary.

**INTRODUCTION/ LISTENING ASSIGNMENTS**

**"Our story is called: The Case of the Amazing Answer. Here is your listening assignment."** Read from Detective Dan's Listening Assignment signs, but questions are summarized below:

**Detective Dan's Lesson #1 Listening Assignment:**

I need to find out:

1. Who was in trouble? Who prayed for him?
2. What was God's amazing answer?

**Detective Dan's Lesson #2 Listening Assignment:****Our Bible Verse is Ephesians 6:18:**

"And pray in the Spirit on all occasions with all kinds of prayers and requests. With this in mind, be alert and always keep on praying for all the saints."

I need to find out:

1. What kinds of things did God's people ask God to do?
2. How did God answer these prayers?

**Detective Dan's Lesson #3 Listening Assignment:**

I found six clues, but only 4 of them are in the story.

They are: a flower, a servant girl, a rug, a jail, leaders, and an angel. *Hold each of them up for the children to see as you identify them.*

I need to figure out:

1. Which four belong in our story?
2. What amazing thing did God's people ask God to do for Peter? How did God answer their prayers?

**Read the assignment questions, THEN SAY,**

"Ok, Deep Down Detectives! Put on your best listening ears and see if you can hear the answers to Detective Dan's questions. When I finish telling the story, we will see if we can answer all the questions."

*Read the Bible Truth story, answer questions, present the gospel and lead in prayer.*

*Answers to questions; the gospel; and, ACTS prayer are included with the story text.*

**The Case of the Amazing Answer** Acts 12:1-18

*Story with lines separating paragraphs (text in bold, optional interaction cues in italics) Numbers correspond to storyboard pictures and placement upon the storyboard. Always feel free to use less pictures, if it's best for your kids. Simply black out the numbers next to pictures you do not plan to use. All pictures are found in the Visual Aids book. Put BG (background) pictures on storyboard ahead of time. SB pictures (listed below in story text) are added to board as you tell the story. These numbers are also found on the back of each picture. Tip: Stack pictures in numerical order before telling story for easy use. Use sticky-back velcro to attach pictures to storyboard felt. Use sticky-tac putty to stick a picture on top of another picture. OR, if using the Story Scenes to tell the story, disregard the storyboard picture references listed below.*

---

**Life was exciting for Christians in the big city of Jerusalem. (SB1) They told the good news of Jesus to all who would listen. Many people not only listened but believed! (SB2) THOUSANDS of people had turned away from their sins and trusted in Him as their Savior, just weeks after Jesus had risen from the dead and gone to heaven!**

**(SB3) These new believers joined the other Christians as they gathered together as a church. This made the Christians so happy! They wanted everyone to be saved from God's punishment for their sins. They wanted everyone to worship God and love one another. How exciting it was to see the Holy Spirit work in the hearts of so many new people!**

---

**But life wasn't just EXCITING for these Christians. It was dangerous, too. For while the Christians were happy about all these new believers, there were others in Jerusalem who were very, very angry about it. These enemies would do whatever they could to STOP more people from believing in Jesus.**

**(SB4) Perhaps angriest of all the angry people, were the important, Jewish leaders in Jerusalem. They did NOT believe that Jesus was God's Son, the Savior. They thought Jesus was just a fake.**

---

**"We must stop those Christians from telling people about Jesus. They are ruining everything," these important leaders told each other. And so, they began to send soldiers to hurt the Christians and put them in jail. They even began to kill some of them.**

**But no matter what those leaders did, the Christians kept on doing the very things those important leaders did not want them to do. (SB5) They gathered together to worship God: they prayed together, listened to preaching from God's Word, the Bible, and shared with each other the amazing things God was doing. (SB6) They gathered together to love one another, too. They cared for each other's needs, making sure everyone had enough food and clothes and anything else they needed. And when they left their gatherings, what did they do? (SB7) They kept on telling people about Jesus, that even more might be saved.**

---

**"GRRRR," those important leaders were so mad! They must stop these Christians, but how? All Jerusalem waited to see what would happen.**

**It didn't take long to find out. (SB8) Herod Agrippa, the Roman king over Jerusalem, had been looking for a way to make friends with the Jewish leaders. The people of Jerusalem didn't want a Roman king, and often disobeyed him. But if Herod could make the Jewish leaders happy, they could help the people be happy with him, too. Getting rid of these Christians was just the chance he was looking for. (SB9) So, King Herod sent his soldiers to arrest Christians. He even had them kill James, one of Jesus' first disciples! Oh, no!**

---

**(SB10) Now, the Christians were sad, and the Jewish leaders were happy. Herod liked this. His plan was working. So, he decided to capture and maybe kill another, even more important leader of the Christians. You might even be able to guess his name. It starts with a "P" and he was one of Jesus' closest friends.**

*Can you tell me his name?*

**(SB11) It was Peter! (SB12) Yes, King Herod knew catching Peter would make those Jewish leaders really, REALLY happy! No telling what Herod could get them to do for him, if he got rid of Peter. "Catch Peter and put him in jail," King Herod ordered his soldiers. (SB13) And that's just what they did. They found Peter and (SB14) locked him up.**

*Story with lines separating paragraphs (text in bold, optional interaction cues in italics)*

**"Guard Peter carefully! Chain him to two soldiers," the soldiers were told. "And put two extra soldiers outside the door of his jail room, just to be sure," King Herod ordered. "We don't want Peter to escape. I will bring him out to the people in a few days and decide what should happen to him then. Perhaps I will kill him like I did James," Herod said.**

**(SB15) What would the Christians do now? Their enemies were getting so strong. They had killed James, and now Peter was in jail. What would they do if Herod killed him, too? Should they stop gathering together? Should they stop telling people about Jesus? No, they SHOULDN'T! Could they try to get Peter out of jail? No, they COULDN'T! Then what COULD they do???**

*What do you think will happen?*

**(SB16) The believers knew what to do. They gathered together and asked for help from the One who could always help. Do you know Who that was?**

*Can you guess?*

**It was God!!!!**

**So, the believers gathered together and prayed and prayed and prayed. "Please, God, help Peter to be brave. Please, God, free him from jail. Please, God, help us to keep on telling people about Jesus," they asked Him.**

**Day after day, night after night, Peter stayed in jail. Day after day, night after night, the little church of believers kept gathering together to pray for him. But still, nothing happened. Didn't God hear them? Wasn't He listening? Didn't He care?**

*What do you think?*

**Yes, God heard them. He was listening, and He cared. But He was doing everything in His perfect way and in His perfect time.**

**At last, it was the very night before King Herod would bring Peter out, and probably kill him. (SB17) Once again, the church gathered to pray--this time at Mary's house (the mother of John Mark). "Please, God, make Peter bold and brave. Please, God, free him from jail. And please, God, help us to keep on telling people about Jesus," they prayed. And at last, God answered their prayers with a ....**

*What do you think He answered their prayers with now? With a "yes" or a "no"?*

**With a great, big, amazing YES! Let's see what God did.**

**Deep in the jail, Peter slept, still tied to two soldiers with chains. Outside his jail room, two soldiers still kept guard. They wanted to make sure this night of all nights that Peter did not escape!**

**(SB18) But suddenly, a light shone in the jail cell. God had sent someone to help Peter. Who could it be?**

*Who do you think?*

**It was an angel from heaven!**

*Story with lines separating paragraphs (text in bold, optional interaction cues in italics)*

The angel struck Peter on the side and woke him saying, **“Get up quickly!”** (SB19) **“Clank!”** off the chains fell from Peter’s hands and to the ground, by God’s power. **“Get dressed and put on your sandals,”** the angel urged Peter. **“Wrap your cloak around you and follow me.”**

(SB20) Peter did just what the angel said. He got dressed, then followed the angel through the door, right past the guards, without anyone noticing them. Then **“CREEAK!”** the outer heavy, iron gate of the jail opened for them, all by itself. Peter and the angel passed through the gate and into the dark streets of Jerusalem. Isn’t God amazing!

Then, the angel left Peter as suddenly as he came. (SB20) Peter stood alone in the dark, amazed. The LORD had rescued him! He was free!

**Where should Peter go? What should Peter do? Who should Peter tell?**

*Can you guess?*

**Peter knew EXACTLY where to go and what to do and who to tell! He would tell the other believers!**

(SB21) Peter made his way through the dark streets to the house where the believers gathered to pray. Oh, no! The door was locked. **“Knock, knock!”** Peter rapped on the door of the gateway until Rhoda, the servant girl came. **“It’s me! Let me in!”** Peter whispered to her.

(SB22) **“It’s Peter! It’s Peter! I know his voice! God has rescued him,”** Rhoda exclaimed. Rhoda ran to tell to the others the good news, but was so excited that she forgot to let Peter in.

**“You are crazy! It can’t be Peter! Peter is in jail!”** they told her. How funny that the believers were praying for God to rescue Peter, but didn’t believe He had really done it!

But when Peter kept knocking, and at last, they opened the door. It really WAS Peter! Peter motioned for them to be quiet. He had escaped, but how long would it be before his enemies would come looking for him? He must be careful!

(SB23) Then, Peter shared with the little church the amazing way God had answered their prayers. No enemy could stop God’s people with God answering their prayers! God’s plans would always win! (SB24) How they all praised God that night for all the amazing things that He had done!



**Cracking the Case:** (story wrap-up for Listening Assignments)

It's time to see how we did with our Listening Assignment.

**Detective Dan's Lesson 1 Listening Assignment:**

**1. Who was in trouble? Who prayed for him?** Peter was in trouble. The little church of believers prayed for him to be rescued.

**2. What was God's amazing answer?** God sent an angel to free Peter from jail and bring him safely back to them.

**For You and Me:**

God is the same God today as He was back in Bible times. He wants His people to keep on asking Him to do amazing things. One of the first amazing things we can ask Him to do is help us turn away from our sins and trust in Jesus as our Savior. This is how we become God's people. God loves to answer this prayer and many other ones just as amazing!

**Detective Dan's Lesson 2 Listening Assignment:  
Our Bible Verse is Ephesians 6:18:**

"And pray in the Spirit on all occasions with all kinds of prayers and requests. With this in mind, be alert and always keep on praying for all the saints."

**1. What kinds of things did God's people ask God to do?** To rescue Peter from being killed.

**2. How did God answer these prayers?** God sent an angel to free Peter from jail and bring him safely back to them.

**For You and Me:**

God is the same God today as He was back in Bible times. He wants His people to keep on asking Him to do amazing things. One of the first amazing things we can ask Him to do is help us turn away from our sins and trust in Jesus as our Savior. This is how we become God's people. God loves to answer this prayer and many other ones just as amazing!

**Detective Dan's Lesson 3 Listening Assignment:**

Our six clues were: a flower, a servant girl, a rug, a jail, leaders, and an angel. Hold each of them up for the children to see as you identify them.

**1. Which four belong in our story?**

The servant girl, jail, leaders and angel belong. The flower and the rug do not.

**2. What amazing thing did God's people ask God to do for Peter? How did God answer their prayers?**

They asked Him to rescue Peter from jail and from being killed. God sent an angel to free Peter from jail and bring him safely back to them.

**For You and Me:**

God is the same God today as He was back in Bible times. He wants His people to keep on asking Him to do amazing things. One of the first amazing things we can ask Him to do is help us turn away from our sins and trust in Jesus as our Savior. This is how we become God's people. God loves to answer this prayer and many other ones just as amazing!

**The Gospel** (story wrap-up if NOT using Listening Assignments)**Our Bible Truth is:****Why Do God's People Go to Church?****To Worship God and Love One Another...****By Telling What God Has Done and Praying!**

God's people especially love to share how God saved them. Each one has a special story of how they heard the good news of Jesus, turned away from their sins, and trusted Jesus as their Savior. And it's no wonder they love to tell their story because it is the best day of their life!

We, too, can be God's people when we turn away from our sins and trust in Jesus as our own Savior. It will be the best day of our life, too! There's nothing better than being forgiven by God and having special closeness with Him! Ask Him to help you have this!

*Close in prayer.*

**Closing ACTS Prayer**

- A** We praise You, God, for saving Your people, the Church. We praise You for Your faithfulness to Your people throughout all time.
- C** God, sometimes we don't want to hear about all the wonderful things You've done for Your people. Sometimes, we don't want to pray for You to do more. We just want to think about ourselves and do what we want to do. We need a Savior!
- T** God, thank You for Your Word, the Bible, that tells us about the great things You did for Your people who lived long ago. Thank You for all You do for Your people today, all around the world. Thank You for letting us hear of Your mighty works, and for using them to help us to keep trusting in You and living for You. Thank You for hearing our prayers to do even more.
- S** God, work in our hearts. Help us to turn away from our sins and trust in Jesus as our Savior that we might become Your people. Help us to love hearing about the mighty things You have done, long ago and today. Help us to praise You more because of what You have done. Help us to trust You and live for You. Help us to encourage others who gather together with us.

In Jesus' name we pray, Amen.

***Go to Lesson Plan, p.9 for the script to the rest of the lesson.***



# Why do God's people go to church? +


VISUAL AID

#1

take out



of BQB



ANSWER:

# To worship God and love one another!

## The Big Question

*Hold up the Big Question sign for all the children to see, and say:*

The Big Question we are investigating today is

Big Question Number 15:

**Why Do God's People Go to Church?**

and the Answer is:

**To Worship God and Love One Another!**

### Meaning:

A church is God's people gathering together. Some churches meet in special buildings. Some churches meet in homes. Some meet outside. No matter where they meet, when God's people gather together, they are a church. When God's people gather together as a church, they worship God. They worship Him for being the one, true God who is not like anyone else. They worship Him for saving them through Jesus. They sing songs and pray to God. They listen to the Bible and learn how to obey it. God's people also gather together to love one another. They talk with each other, and take care of each other, and pray for each other. The Bible tells us that God's people are to meet together often. It tells us that when they gather together, Jesus will be there with them in a special way. We can be God's people when we turn away from our sins and trust in Jesus as our Savior. Then, we will gather together with God's people to worship God and love one another, too!

Let's sing our Big Question Song: "



## Big Q & A 15 Song

*DDD NIV Songs 15, track 12*

*(adapted version of "This Is the Way We Wash Our Clothes")*

Why do God's people go to church?  
Go to church? Go to church?  
Why do God's people go to church?  
To worship God and to  
love one another!

# BIG QUESTION 15: Six truths about why God's people go to church



Visual Aids  
#2  
Big Question Briefcase  
of BQB

## **This Unit's Bible Truths**

"To Worship God and Love One Another" is a good beginning, but there's so more to learn. So, it's time for us to dig down even deeper for more answers to our Big Question about God. We're going to be learning SIX Bible truths that all tell us more about why God's people go to church.

Who would like to hand me the picture with our six Bible truths on it? It's in the Big Question Box/Briefcase."

*Choose a child to get it and hand it to you, then hold it up and show them the pictures of the six truths they will be learning.*

*After everyone has had a good look say...*

"Ok, we've learned three truths about why God's people go to church. They are: "By Praising God for Jesus' Win over Death," "By Learning from God's Word, the Bible," and "By Caring for Each Other's Needs" (point to pictures as you identify each Bible Truth). Now let's look at our Bible Truth Clue sign and see if we can figure out which of these six truths we will be learning about today. Who would like to get it out of the Big Question Briefcase for me?"

*Choose a child to open the briefcase, take out the Bible Truth Clue sign and hand it to you.*

CAN YOU GUESS BIBLE TRUTH 4:  
**Why Do God's People  
Go to Church?  
To Worship God and  
Love One Another...**

**By Telling What God Has  
Done and ????!**

**HINT:** What is the Bible word for  
talking with God? It starts with  
a "p" and it rhymes with "playing."

**ANSWER:**  
**By Telling What God Has Done and PRAYING!**


VISUAL  
AID

#1



of BQB

take out



# Revealing the Bible Truth We Are Learning

*Hold up the front side for the children to see. Cover up the answer, written along the bottom, and say:*

**“Why Do God’s People Go to Church?  
To Worship God and Love One Another!  
By Telling What God Has Done and ????!”**

We’re missing one word. Here’s the hint to what the missing word is. It says: “What is the Bible word for talking with God? It starts with a “p” and it rhymes with “playing.”

Can you guess? It’s “praying.”

So the Bible Truth we are learning today is:  
*(uncover answer from bottom of sign, show it to them and say:)*

**“Why Do God’s People Go to Church?  
To Worship God and Love One Another!  
By Telling What God Has Done and PRAYING!!”**

And here is what this Bible Truth means:  
*(read the meaning off of the back of the sign, say:)*

When God’s people gather together, they share with each other wonderful things God has done. They remind each other of the great things God did long ago in Bible times: how God always kept all His promises and did mighty things to save His people. They hear stories about how God has been at work around the world, bringing many other people to put their trust in Jesus as their Savior. They share with each other how God has been at work in their lives, caring for them and helping them live for Him. Oh, how faithful God has been to His people! Oh, how faithful God continues to be to them! All these stories of God’s goodness and faithful helps them to keep on trusting God and living for Him.

But God’s people don’t just talk to each other about what God has done. They also talk to God about them! All these stories of them. They praise and thank Him for what He has done. They confess ways they have disobeyed Him and seek His forgiveness. They ask Him to do more great things, in their lives and around the world.

God delights in His people gathering together to pray. Jesus tells us in the Bible that when two or more of God’s people are gathered together and praying that He will there with them in a special way. Whether on their own or gathered together, God’s people know God will always answer their prayers in the way He knows is best. We can become God’s people, too, when we turn away from our sins and trust in Jesus as our Savior.



Visual  
Aid

#4

Place  
verse in



take out



“And pray in the Spirit on all occasions with all kinds of prayers and requests.

With this in mind, be alert and always keep on praying for all the saints.” -- Ephesians 6:18

## Bible Truth 4 Bible Verse

*Remove the Bible Verse Picture from the "Bible" folder and hold it up for all the children to see, then say:*

Ephesians 6:18 tells us:

### **Ephesians 6:18:**

"And pray in the Spirit on all occasions with all kinds of prayers and requests. With this in mind, be alert and always keep on praying for all the saints."

**Learn a Little:** "Always keep on praying for all the saints."

### **What does that mean?**

"Saints" is a big, Bible word for God's people. God's people pray when they gather together at church. They praise God and they confess their sins to Him. They thank Him for all the ways He has cared for them. They ask Him to do more great things and to help them to love Him and live for Him. There is so much to pray for!

Sometimes God's people get tired of praying. Sometimes God's plans take much longer than they want. It would be easy to stop praying and give up. But there's someone who helps God's people keep on interceding (a big Bible word for praying for others). Who is it? It's God, Himself. Yes, God's Holy Spirit is at work inside of each of them helping them even to talk to God. We can become God's people when we turn away from our sins and trust in Jesus as our Savior.

"Now it's time to do a bit more deep down investigating. Let's see what Detective Dan wants us to help him figure out. Would someone like to get it out for me?"

"We've said our Bible verse, now let's sing it!"

"We've said our Bible verse, now let's sing it!"

## Pray, Pray, Pray:

### Ephesians 6:18

*DDD NIV Songs 15, track 34*

Pray, pray, pray in the Spirit!  
Pray in the Spirit, at all times,  
With ev'ry prayer and request,  
Pray, pray, pray in the Spirit!

And stay alert in this,  
Stay alert with all perseverance,  
And intercession for all the saints,  
For all the saints,  
Pray, pray, pray in the Spirit!  
Ephesians Six, eighteen.

"Now it's time to do a bit more deep down investigating. Let's see what Detective Dan wants us to help him figure out. Would someone like to get it out for me?"

take out



Place in



Visual Aid



# Detective Dan's Listening Assignment #1

# Detective Dan's Listening Assignment #1



Hi, Deep Down Detectives!  
I'm working on a brand-new case called:  
"The Case of the Amazing Answer."

I need to find out:

1. Who was in trouble? Who prayed for him?
- AND
2. What was God's amazing answer?

Can you help me? Listen carefully to the story and you might just hear the answers!

Thanks!  
Detective Dan

**Then say,** "Ok, Deep Down Detectives! Put on your best listening ears and see if you can hear the answers to Detective Dan's questions. When I finish telling the story, we will see if we can answer all of his questions!"

*Read the Bible Truth story, putting up the storyboard pictures as you tell it. At the end of the story, repeat the questions and lead the children in answering them. Present the gospel and close in prayer.*

\*Answers to assignment questions, the gospel and ACTS prayer are also included at the end of the story text.\*

Answers:

1. **Who was in trouble? Who prayed for him?** Peter was in trouble. The little church of believers prayed for him to be rescued.
2. **What was God's amazing answer?** God sent an angel to free Peter from jail and bring him safely back to them.

**For You and Me:**

God is the same God today as He was back in Bible times. He wants His people to keep on asking Him to do amazing things. One of the first amazing things we can ask Him to do is help us turn away from our sins and trust in Jesus as our Savior. This is how we become God's people. God loves to answer this prayer and many other ones just as amazing!

take out



of BQB

Place in



Visual Aid



# Detective Dan's Listening Assignment #2

# Detective Dan's

## Listening Assignment #2



Hi, Deep Down Detectives!

I'm still working on the case called:

"The Case of the Amazing Answer."

Our Bible Verse is Ephesians 6:18:

"And pray in the Spirit on all occasions with all kinds of prayers and requests. With this in mind, be alert and always keep on praying for all the saints."

I need to find out:

1. What kinds of things did God's people ask God to do?

AND

2. How did God answer these prayers?

Can you help me? Listen carefully to the story and you might just hear the answers! Thanks for your help!

Detective Dan

**Then say,** "Ok, Deep Down Detectives! Put on your best listening ears and see if you can hear the answers to Detective Dan's questions. When I finish telling the story, we will see if we can answer all of his questions."

*Read the Bible Truth story, putting up the storyboard pictures as you tell it. At the end of the story, repeat the questions and lead the children in answering them. Present the gospel and close in prayer.*

*\*Answers to assignment questions, the gospel and ACTS prayer are also included at the end of the story text.\**

Answers:

**Our Bible Verse is: Ephesians 6:18:**

"And pray in the Spirit on all occasions with all kinds of prayers and requests. With this in mind, be alert and always keep on praying for all the saints."

**1. What kinds of things did God's people ask God to do?** To rescue Peter from being killed.

**2. How did God answer these prayers?** God sent an angel to free Peter from jail and bring him safely back to them.

**For You and Me:**

God is the same God today as He was back in Bible times. He wants His people to keep on asking Him to do amazing things. One of the first amazing things we can ask Him to do is help us turn away from our sins and trust in Jesus as our Savior. This is how we become God's people. God loves to answer this prayer and many other ones just as amazing!

take out



Place in



Visual Aid



# Detective Dan's Listening Assignment #3

# Detective Dan's

## Listening Assignment #3



Hi, Deep Down Detectives!

I'm still working on the case called:

"The Case of the Amazing Answer."

I found SIX clues, but TWO of them are NOT in the story. They are: a flower, a servant girl, a rug, a jail, leaders, and an angel.

*Hold up each of the six pictures for the children to see as you identify them. Better yet, put them up on your flannelgraph board, off to one side.*

I need to know:

1. Which FOUR pictures belong in the story and which TWO do NOT?
2. What amazing thing did God's people ask God to do for Peter? How did God answer their prayers?

Can you help me? Listen carefully to the story and you might just hear the answers!

Thanks!

Detective Dan

**Then say,** "Ok, Deep Down Detectives! Put on your best listening ears and see if you can hear the answers to Detective Dan's questions. When I finish telling the story, we will see if we can answer all of his questions!"

*Read the Bible Truth story, putting up the storyboard pictures as you tell it. At the end of the story, repeat the questions and lead the children in answering them. Present the gospel and close in prayer.*

\*Answers to assignment questions, the gospel and ACTS prayer are also included at the end of the story text.\*

Answers:

**Our six clues were: an alligator; Jesus; a robber; a jail; sin; and a guitar.**

**1. Which four belong in our story?**


The servant girl, jail, leaders and angel belong. The flower and the rug do not.

**2. What amazing thing did God's people ask God to do for Peter? How did God answer their prayers?** They asked Him to rescue Peter from jail and from being killed. God sent an angel to free Peter from jail and bring him safely back to them.


**For You and Me:**

God is the same God today as He was back in Bible times. He wants His people to keep on asking Him to do amazing things. One of the first amazing things we can ask Him to do is ask Him to help us turn away from our sins and trust in Jesus as our Savior. He loves to answer this prayer and many other ones just as





A Servant Girl



A Flower

VISUAL  
AID  
#5C

Place in  
DDD  
Bible™

take out  
Big  
Question  
Bible™  
of BQB


DDD 15.4 Lesson 3 Listening Assignment Clue Picture 2 for kids

VISUAL  
AID  
#5C


Place in  
DDD  
Bible™

take out  
Big  
Question  
Bible™  
of BQB

DDD 15.4 Lesson 3 Listening Assignment Clue Picture 1 for kids



A Jail



A Rug

VISUAL  
AID  
#5C

Place in  
DDD  
Bible™

take out  
Big  
Question  
Bible™  
of BQB

DDD 15.4 Lesson 3 Listening Assignment Clue Picture 4 for kids

VISUAL  
AID  
#5C


Place in  
DDD  
Bible™

take out  
Big  
Question  
Bible™  
of BQB

DDD 15.4 Lesson 3 Listening Assignment Clue Picture 3 for kids



An Angel



Leaders

VISUAL  
AID  
#5C

Place in  
DDD  
Bible™

take out  
Big  
Question  
Briefcase  
of BQB

VISUAL  
AID  
#5C

Place in  
DDD  
Bible™

take out  
Big  
Question  
Briefcase  
of BQB

DDD 15.4 Lesson 3 Listening Assignment Clue Picture 6 for kids

DDD 15.4 Lesson 3 Listening Assignment Clue Picture 5 for

---

## Big Question 15, Bible Truth 4 Storyboard Background Pictures Key (BG)

---

Put these pictures in place on your storyboard BEFORE you tell your story.

**BG1 Jerusalem**



# Big Question 15, Bible Truth 4 Storyboard Pictures Key (SB)

Store these pictures in numerical order in your DDD Bible Folder.  
Add these to your story as you tell it. Numbers correspond to placement order.

**SB1 Christians Sharing the Gospel**



**SB11 Herod Plans to Arrest Peter**



**SB2 Hundreds and Thousands Hearing the Gospel and Believing**



**SB12 Peter Preaching**



**SB3 Believers Gathering Together**



**SB13 Peter Arrested**



**SB4 Angry Enemies**



**SB14 Soldiers Guarding Peter in Jail**



**SB5 Worship God Together**



**SB15 What Can Christians Do?**



**SB16 Praying for Peter**



**SB6 Love Each Other Together**



**SB17 Gathering at Mary's House to Pray**



**SB18 Angel**



**SB7 Others Watch and Want to Hear about Jesus, Too**



**SB19 Peter's Chains Fall Off**



**SB8 King Herod Wants to Please Jewish Leaders by Helping Them Silence the Christians**



**SB20 Angel Leads Peter Outside Gates of Jail**



**SB9 Christians Arrested; James Killed**



**SB21 Peter Goes to Mary's House**



**SB10 Enemies Happy**



**SB22 Rhoda Tells about Peter**



**SB23 Peter Tells What the LORD Did**




**SB24 Praising God for Answering Their Prayers**





Note: Use sticky tac putty rather than velcro on back of pictures placed on top of other pictures.






NOTE:

Some of the larger images are assembled from two or more pages. You can make these easier to fold by leaving a small gap in the lamination between the pieces. This allows you to fold the image along the gap.



leave slight gap here  
to create a "hinge" for  
easy folding




SB21 Peter Goes to Mary's House  
DDD 15.4 Story

SB12 Peter Preaching  
DDD 15.4 Story

SB11 Herod Plans to Arrest Peter  
DDD 15.4 Story

BG1 Jerusalem  
DDD 15.4 Story  
Place on Board BEFORE telling story

SB19 Peter's Chains Fall Off  
DDD 15.4 Story



SB1 Christians Sharing  
the Gospel  
DDD 15.4 Story

SB10 Enemies Happy  
DDD 15.4 Story

SB7 Others Watch and Want  
to Hear about Jesus, Too  
DDD 15.4 Story



SB2 Hundreds and  
Thousands Hearing the  
Gospel and Believing, Pt 1 of 2  
DDD 15.4 Story  
Glue Together and Laminate


SB2 Hundreds and  
Thousands Hearing the  
Gospel and Believing, Pt 2 of 2  
DDD 15.4 Story  
Glue Together and Laminate





SB3 Believers Gathering  
Together  
DDD 15.4 Story  
Glue together and laminate

“Praise God! He is so good and great!”

A graphic of musical notes on a staff, appearing to be part of a song or hymn.

SB24 Praising God for Answering  
Their Prayers  
DDD 15.4 Story


SB4 Angry Enemies  
DDD 15.4 Story



SB5 Worship God Together, Pt 1 of 2  
DDD 15.4 Story  
Glue Together and Laminate

SB5 Worship God Together, Pt 2 of 2  
DDD 15.4 Story  
Glue Together and Laminate


# Love One Another



SB6 Love Each Other Together, Pt 1 of 2  
Glue Together and Laminate  
DDD 15.4 Story


SB6 Love Each Other Together, Pt 2 of 2  
Glue Together and Laminate  
DDD 15.4 Story





SB13 Peter Arrested  
DDD 15.4 Story

SB8 King Herod Wants to  
Please Jewish Leaders by  
Helping Them Silence the  
Christians  
DDD 15.4 Story



SB22 Rhoda Tells about Peter  
DDD 15.4 Story

SB9 Christians Arrested;  
James Killed  
DDD 15.4 Story

SB14 Soldiers Guarding  
Peter in Jail  
DDD 15.4 Story



SB23 Peter Tells What  
the LORD Did  
DDD 15.4 Story


SB15 What Can Christians Do?  
DDD 15.4 Story

SB16 Praying for Peter  
DDD 15.4 Story



SB17 Gathering at  
Mary's House to Pray  
DDD 15.4 Story





SB18 Angel  
DDD 15.4 Story

SB20 Angel Leads Peter  
Outside Gates of Jail  
DDD 15.4 Story

# **DEEP DOWN DETECTIVES**



**Visual Aids**

**Unit 15,**

**Bible Truth 5**

## About Deep Down Detectives Visual Aids and Small Format Storyboard Pictures

### How Are They Used?



The Deep Down Detectives Visual Aids and Small Format Storyboard Pictures are companion resources to be used alongside the Deep Down Detectives Core Curriculum for each unit. These colorful pictures are used in presenting the key concepts, telling the Bible stories, and, in playing the Bible Story Review games. The storyboard pictures in this book are for flannelgraph boards 24" x 36" or larger. (Choose Visual Aids with Large Format Storyboard Pictures for very large boards.)

### What Do They Include?



**There are six, different resources included in this book:**

**1. Key Concept Visual Aids**-- colorful signs of the Big Question and Answer, the Bible Truths taught in each unit, the Bible verses, and the Listening Assignments used with the curriculum for each Bible Truth taught in the unit.

**2. The Storyboard Picture Key**-- a who's who of the pictures in thumbnail size.

**3. Storyboard Suggested Picture Placement** page--how you can place your pictures up on your storyboard that works well with the story.


**4. The Storyboard Pictures, themselves.** Notice that each picture is identified on the back for easy reference.

**5. Directions** for how to make a homemade flannelgraph storyboard and sturdy storyboard pictures.

**6. Directions** for making the Deep Down Detectives "Bible" Folder and the **back/front images** to paste in place when making it. (Larger back/front images are found online with the curriculum.)




### Ready, Set, Rip It Out!



This book is meant to be ripped up and made into your visual aid. The key concept signs can be cut out and laminated or slipped into sheet protectors. Cut out around the storyboard images and ideally, laminate these. Some of the biggest pictures actually need to be stuck together, before laminating.

### Store It!



Deep Down Detectives is a curriculum that can be used over and over. Store your visual aids and storyboard pictures after using them and they will serve you for many years. We store ours in manilla envelopes and then put them (along with all the rest of the curriculum) in magazine files, labeled by unit. If you have multiple classes using the curriculum, store each set of resources in separate manilla envelopes. This will make prep much simpler, second time around.

### Replacement Storyboard Pictures



You can always purchase this book again or simply go online to the [praisefactory.org](http://praisefactory.org) website (Deep Down Detectives section) and print out any pictures that go missing.

**The Case of the Up and Down Sign***Matthew 28; Acts 1-2, 8:35-36, 10:47, 16:14-15, 31-34***Story-telling Tips**

Ahead of time:

1. Read the Bible verses and story. Pray!
2. Choose story action cues and prepare storyboard figures/Story Scenes, if using. (In Visual Aids book)
3. Practice telling story with the storyboard figures/Story Scenes, timing your presentation. Shorten, if necessary.

During your presentation:

1. Maintain as much eye contact as possible as you tell the story.
2. Put up storyboard figures/add story action cues/hold up Story Scenes as you tell the story. Allow the children to help you put them on the board, if desired.
3. Include the children in your story with a few questions about what they think will happen or words/concepts that might be new to them.
4. Watch the kids for signs that their attention span has been reached. Shorten, if necessary.

**INTRODUCTION/ LISTENING ASSIGNMENTS**

**“Our story is called: The Case of the Up and Down Sign. Here is your listening assignment.”** Read from Detective Dan’s Listening Assignment signs, but questions are summarized below:

**Detective Dan’s Lesson #1 Listening Assignment:**

I need to find out:

1. **What did Jesus tell new believers to do as a sign of their new life in God?**
2. **Why did they go up and down in the water when they did this special sign?**

**Detective Dan’s Lesson #2 Listening Assignment:****Our Bible Verse is Acts 2:38***“Repent and be baptized, every one of you, in the name of Jesus Christ for the forgiveness of your sins.”*

I need to find out:

1. **Who repented of their sins? How did their lives look different?**
2. **What did they do as a sign that their lives have changed?**

**Detective Dan’s Lesson #3 Listening Assignment:**

I found six clues, but only 4 of them are in the story.

They are: a banana, the Holy Spirit living in a heart, a Bible, water, a tree, and listeners.

*Hold each of them up for the children to see as you identify them.*

I need to figure out:

1. **Which four belong in the story and which two don’t?**
2. **What did the new believers confess to God? How did they ask him to help them live?**

**Read the assignment questions, THEN SAY,**

*“Ok, Deep Down Detectives! Put on your best listening ears and see if you can hear the answers to Detective Dan’s questions. When I finish telling the story, we will see if we can answer all the questions.”*

*Read the Bible Truth story, answer questions, present the gospel and lead in prayer.**Answers to questions; the gospel; and, ACTS prayer are included with the story text.*

**The Case of the Up and Down Sign** *Matthew 28; Acts 1-2, 8:35-36, 10:47, 16:14-15,31-34*

**Story with lines separating paragraphs (text in bold, optional interaction cues in italics)** Numbers correspond to storyboard pictures and placement upon the storyboard. Always feel free to use less pictures, if it's best for your kids. Simply black out the numbers next to pictures you do not plan to use. All pictures are found in the Visual Aids book. Put BG (background) pictures on storyboard ahead of time. SB pictures (listed below in story text) are added to board as you tell the story. These numbers are also found on the back of each picture. Tip: Stack pictures in numerical before telling story for easy use. Use sticky-back velcro to attach pictures to storyboard felt. Use sticky-tac putty to stick a picture on top of another picture. OR, if using the Story Scenes to tell the story, disregard the storyboard picture references listed below.

---

**“(SB1) Wait, then go!” Jesus told His disciples. “WAIT in Jerusalem until you receive God’s Holy Spirit. He will live in your hearts and will give you the power to do everything God wants you to do,” Jesus told them. “Then, GO! Go into all the world, to all peoples, everywhere. Tell them about Me.” Jesus told His disciples.**

**“Tell them to turn away from disobeying God and trust in Me as their Savior. Teach them everything I’ve taught you. Baptize these new believers. This tells everyone that they are God’s people and My disciples. They are choosing to turn away from their old life and now live to please God, instead,” Jesus said. “You won’t see me anymore. I’m going to heaven now,” Jesus told His disciples. “But I still will be with you always until I return to earth, at the end of time,” He promised.**

---

**And that’s just what happened. (SB2) Jesus went up, up, up to heaven, (SB3) and His disciples went back to Jerusalem to wait for the Holy Spirit.**

---

**And wait, they did. One day, two days, three days, a week, even nine days! Still no Holy Spirit! Would He ever come? Had Jesus forgotten His promise?**

*What do you think?*

---

**NO, Jesus had not forgotten. YES, the Holy Spirit would come. (SB4) He was waiting for the perfect time: DAY 10, the Day of Pentecost. (SB5) Suddenly, “Whoosh,” there was a sound like a great wind in the room. Then, “Sparkle, sparkle,” something that looked like flames of fire appeared over their heads. (SB6) After this grand announcement, the Holy Spirit came quietly to live in the hearts of all the believers who gathered together that day.**

---

**The Holy Spirit might have come quietly, but He came powerfully, too! He gave the believers strength and courage and wisdom to do everything God wanted them to do.**

**The believers had waited. The Holy Spirit had come. Now what it was time to do? Can you remember what Jesus told them to do?**

*Can you remember?*

**Now it was time to GO!**

---

**But, go WHERE?**

*Can you remember?*

*Story with lines separating paragraphs (text in bold, optional interaction cues in italics)*

**Jesus told them to go to the whole world. And WHAT were they to take to the whole world? Can you tell me what their special message was?**

*Can you tell me?*

**The good news of JESUS!**

**So, that's what they did, starting right there in Jerusalem. (SB7, SB8) "Jesus is God's Son, come to save sinners from the punishment they deserve from God," Peter told a huge crowd in Jerusalem. "Turn away from disobeying God! Trust in Jesus as your Savior!" he urged them. "Be baptized as a sign that God has forgiven you and you are living a new life for Him."**

**The Holy Spirit helped Peter tell the good news of Jesus that day. The Spirit worked in the hearts of the listeners, too. Many people heard and believed. The Bible tells us about 3000 of them became God's people that one day! How wonderful!**

**When someone becomes one of God's people, God works BIG changes in them. There's a change of heart on the INSIDE, and a change of life on the OUTSIDE. They are like brand-new people. Jesus gave God's people a special sign as a picture of this new beginning. Can you remember what it is?**

*Can you remember?*

**It's baptism. (SB9) One by one, Peter led these new believers into the water to be baptized. "I baptize you in the name of God, the Father, Jesus, the Son of God, and God, the Holy Spirit," he told each person. (flip to SB10) Then, Peter carefully lowered each down into the water. Down they went, as a picture of their old life gone and their sins forgiven, taken away by Jesus when He died on the cross and was buried in a grave. (flip back to SB9) Then a moment later, Peter lifted them back up out of the water. Up they came, as a picture of their new life for God begun. A new life given to them by Jesus, who rose from the dead. He had beaten sin and death for them. Now, they would get to live forever with God!**

**Baptism was a big step for these believers. No, it didn't save them from their sins, or make them God's people. God saves all who turn away from their sins and trust in Jesus as their Savior, whether they are baptized or not. But, baptism WAS a very BIG sign. It told everyone: "(SB11) They will show you what Jesus is like and how God wants us to live, loving Him and loving one another."**

**(SB12) And others certainly did watch these new believers and all these baptisms. Enemies watched and were angry. (SB13) But many others watched, and when they saw the changed lives of these new believers, they wanted to hear about Jesus, too.**

**(SB14) Baptism was a sign of another very happy gift from God: the gift of a new family. God had made these new believers a part of His family, the Church. Now, they were God's children, and all the other believers were their new, adopted brothers and sisters through Jesus. They gathered all together, listening to preaching from God's Word and learning how to live as God's people. They praised God and cared for each other's needs. Oh, how the Church in Jerusalem was growing and enjoying new life in Jesus!**

**But Jerusalem was just the beginning of the "Go" Jesus had given them. Where else did Jesus tell them to go and make disciples?**

*Can you tell me?*

**To the WHOLE WORLD! So, away they went!**

*Story with lines separating paragraphs (text in bold, optional interaction cues in italics)*

(SB15) Philip went to the land of Samaria, just outside of Israel. The Holy Spirit helped him tell them the good news of Jesus: "Jesus is God's Son, come to save sinners from the punishment they deserve from God," Philip told the people of Samaria. "Turn away from disobeying God! Trust in Jesus as your Savior! Be baptized as a sign that God has forgiven you and you are living a new life for Him," he urged them.

---

The Holy Spirit helped Philip tell the good news of Jesus that day, and (SB16) He worked in the hearts of the listeners, too. Many turned away from their sins, trusted in Jesus as their Savior, and (SB17) were baptized.

(SB18) Philip gathered them together into a new, little church of believers. They listened to Philip preach God's Word, and they learned how to live as God's people. They praised God together and cared for each other's needs. Oh, how the Church in Samaria was growing and enjoying new life in Jesus!

---

But Samaria wasn't the ends of the earth. It was only the land next door to Israel. There were many more people, in many other places, who needed to hear the good news of Jesus, too.

(SB19) So, away went Paul and Barnabas, Timothy and Titus, over the mountains and across the sea, to tell these people. (SB20) "Jesus is God's Son, come to save sinners from the punishment they deserve from God," they told all who would listen. "Turn away from disobeying God! Trust in Jesus as your Savior! Be baptized as a sign that God has forgiven you and you are living a new life for Him," they urged everyone.

The Holy Spirit helped these men tell the good news of Jesus, and who else was He helping at the same time?

*Can you guess?*

(SB21) The Holy Spirit was helping the people listening, too. He gave them the gift of faith to hear and believe.

---

They turned away from their sins, trusted in Jesus as their Savior, and THEN what did they do?

*Can you tell me?*

(SB22) They were baptized! (SB23) Then, Paul and Barnabas, Timothy and Titus gathered together these new believers into little churches. The believers listened to these pastors preach God's Word, and they learned how to live as God's people. They praised God together and cared for each other's needs. Oh, how the church in these faraway places was growing and enjoying new life in Jesus!

---

Many years have passed since Jesus sent out those first Christians to share the gospel with the world. But sadly, there are still so many people, in so many places, who have never about Jesus.

And that's why Christians today are still obeying Jesus' command to go. That's why they are still telling people to turn away from disobeying God and to trust in Jesus as their Savior. And, they are still baptizing all who do, as a sign that they have been forgiven by God and are living a new life for Him.

And Christians will keep on going, and telling, and baptizing new believers until the Church has finished growing and (SB24) Jesus comes back. Then, at last, all of God's people will be gathered all together, as one, big family, to live with God forever. What a wonderful day that will be!



**Cracking the Case:** (story wrap-up for Listening Assignments)

It's time to see how we did with our Listening Assignment.

**Detective Dan's Lesson 1 Listening Assignment:**

**1. What did Jesus tell new believers to do as a sign of their new life in God?** To be baptized.

**2. Why did they go up and down in the water when they did this special sign?** They went down in the water to remember that their sins had been buried down in the grave with Jesus. They went up, out of the water to remember that God had forgiven their sins and was giving them new life with Jesus who rose up from the dead. Jesus had beaten sin and death for them!

**For You and Me:**

When we turn away from our sins and trust in Jesus as our Savior, a day will come when we, too, will be baptized. It will be a wonderful day of showing that we are turning from our old life of living for ourselves and have begun a new life of living for God, by the help of His Holy Spirit.

**Detective Dan's Lesson 2 Listening Assignment:**  
**Our Bible Verse is Acts 2:38**

"Repent and be baptized, every one of you, in the name of Jesus Christ for the forgiveness of your sins."

**1. Who repented of their sins? How did their lives look different?** The new believers repented of their sins and trusted in Jesus as their Savior. The Holy Spirit lived inside of them. He helped them to love God and live for Him, instead of living their old way.

**2. What did they do as a sign that their lives had changed?** They were baptized so the world could know they were choosing to live as followers of Jesus.

**For You and Me:**

When we turn away from our sins and trust in Jesus as our Savior, a day will come when we, too, will be baptized. It will be a wonderful day of showing that we are turning from our old life of living for ourselves and have begun a new life of living for God, by the help of His Holy Spirit.

**Detective Dan's Lesson 3 Listening Assignment:**

Our six clues were: a banana, sin in a heart, a Bible, water, a tree, and listeners.

**1. Which four belong in our story?**

The Holy Spirit living in a heart, the Bible, the water and the listeners belong. The banana and the tree do not.

**2.. What did the new believers confess to God? How did they ask Him to help them live?** They confess their sins to God. They asked God to help them love Him and live for Him now.

**For You and Me:**

When we turn away from our sins and trust in Jesus as our Savior, a day will come when we, too, will be baptized. It will be a wonderful day of showing that we are turning from our old life of living for ourselves and have begun a new life of living for God, by the help of His Holy Spirit.

**The Gospel** (story wrap-up if NOT using Listening Assignments)**Our Bible Truth is:**

**Why Do God's People Go to Church?**

**To Worship God and Love One Another...**

**By Baptizing People Who Trust in and Live for Jesus!**

Why do God's people go to church? To worship God and love one another... by baptizing people who trust and live for Jesus!

It is a very special day when one of God's people is baptized. It's a special time that show to others that they have turned away from their sins and have trusted Jesus as their Savior. Their baptism is a sign to the world that their old way of life is gone. They are living for Jesus now. How do we become God's people? By turning away from our sins and trusting in Jesus as our Savior. He will fill you with His Holy Spirit and you will know Him in your heart. There will come a special day when you get to be baptized and share with the church the story of how God worked in your life and saved you! But even better than that day, will be the day when you leave this life behind and go to live with God forever! That will be best of all! God can help you do this, too! Ask Him to help you! He loves to answer this prayer.

*Close in prayer.*

**Closing ACTS Prayer**

- A** We praise You, God, for saving Your people, the Church, through Jesus. He is why we can become Your people.
- C** God, we know that we can never become Your people on our own. We have all turned away from You and Your good ways. We need a Savior!
- T** God, thank You for providing the way for us to become Your people through Jesus. Thank You for giving a new life to all who turn away from their sins and trust in Him. Thank You for giving us baptism to help us remember the new way of life You give to all who do this.
- S** God, work in our hearts. Help us to turn away from our sins and trust in Jesus as our Savior. Help us to one day be able to stand before God's people and tell the story of how You saved us. Help us to trust our leaders to know when we are ready to be baptized and when we need to still wait and grow.

In Jesus' name we pray, Amen.

***Go to Lesson Plan, p.9 for the script to the rest of the lesson.***



# Why do God's people go to church?


VISUAL AID

#1

take out



of BQB



ANSWER:

# To worship God and love one another!

## The Big Question

*Hold up the Big Question sign for all the children to see, and say:*

The Big Question we are investigating today is  
Big Question Number 15:

### **Why Do God's People Go to Church?**

and the Answer is:

### **To Worship God and Love One Another!**

#### **Meaning:**

A church is God's people gathering together. Some churches meet in special buildings. Some churches meet in homes. Some meet outside. No matter where they meet, when God's people gather together, they are a church. When God's people gather together as a church, they worship God. They worship Him for being the one, true God who is not like anyone else. They worship Him for saving them through Jesus. They sing songs and pray to God. They listen to the Bible and learn how to obey it. God's people also gather together to love one another. They talk with each other, and take care of each other, and pray for each other. The Bible tells us that God's people are to meet together often. It tells us that when they gather together, Jesus will be there with them in a special way. We can be God's people when we turn away from our sins and trust in Jesus as our Savior. Then, we will gather together with God's people to worship God and love one another, too!

Let's sing our Big Question Song: "



## Big Q & A 15 Song

*DDD NIV Songs 15, track 12*

*(adapted version of "This Is the Way We Wash Our Clothes")*

Why do God's people go to church?  
Go to church? Go to church?  
Why do God's people go to church?  
To worship God and to  
love one another!

# BIG QUESTION 15: Six truths about why God's people go to church



## **This Unit's Bible Truths**

"To Worship God and Love One Another" is a good beginning, but there's so more to learn. So, it's time for us to dig down even deeper for more answers to our Big Question about God. We're going to be learning SIX Bible truths that all tell us more about why God's people go to church.

Who would like to hand me the picture with our six Bible truths on it? It's in the Big Question Box/Briefcase."

*Choose a child to get it and hand it to you, then hold it up and show them the pictures of the six truths they will be learning.*

*After everyone has had a good look say...*

"Ok, we've learned four truths about why God's people go to church. They are: "By Praising God for Jesus' Win over Death," "By Learning from God's Word, the Bible," "By Caring for Each Other's Needs," and, "By Telling What God Has Done and Praying" (point to pictures as you identify each Bible Truth). Now let's look at our Bible Truth Clue sign and see if we can figure out which of these six truths we will be learning about today. Who would like to get it out of the Big Question Briefcase for me?"

*Choose a child to open the briefcase, take out the Bible Truth Clue sign and hand it to you.*

**CAN YOU GUESS BIBLE TRUTH 5:**  
**Why Do God's People  
Go to Church?  
To Worship God and  
Love One Another ...  
By Baptizing People  
Who Trust in and  
Live for ???!**

**HINT: What is the name of God's Son?  
It starts with a "J" and it rhymes  
with "sneezes."**

**ANSWER:**  
**By Baptizing People Who Trust in and Live for JESUS!**

VISUAL  
AID

#1

take out



of BQB



# Revealing the Bible Truth We Are Learning

*Hold up the front side for the children to see. Cover up the answer, written along the bottom, and say:*

**“Why Do God’s People Go to Church?  
To Worship God and Love One Another!  
By Baptizing People Who Trust in and Live for ????!”**

We’re missing one word. Here’s the hint to what the missing word is. It says: “What is the name of God’s Son? It starts with a “J” and it rhymes with “sneezes.”

Can you guess? It’s “Jesus.”

So the Bible Truth we are learning today is:  
*(uncover answer from bottom of sign, show it to them and say:)*

**“Why Do God’s People Go to Church?  
To Worship God and Love One Another!  
By Baptizing People Who Trust in and Live for JESUS!”**

And here is what this Bible Truth means:  
*(read the meaning off of the back of the sign, say:)*

Jesus told His disciples to baptize everyone who turns away from their sins and trusts in Him as their Savior. Baptism is a picture of the new life that begins when someone becomes a Christian. God has forgiven their sins and made them His people. God has filled their hearts with His Holy Spirit and made it new. They are leaving their old life behind and beginning a new life of living for Jesus.

Not just anyone gets baptized. Baptism is a big deal. The godly leaders at church want to make sure that the person being baptized really understands the good news of Jesus and what it means to live as one of God’s people. Sometimes a person is ready to be baptized very soon. But sometimes, the leaders think it’s best if the person has more time to make sure that they really understand the good news of Jesus and are ready to live it out. It may not feel good to be told to wait, but the leaders want to do what’s best for this person and what’s best for the church.

On baptism day, God’s people gather together to watch, pray and celebrate. The person being baptized stands up and shares the story of how he came to trust in Jesus as his Savior. He tells of his desire to live God’s way and to gather together with God’s people.

Then at last, it’s baptism time! The new believer wades into the water with one of the pastors. The pastor holds onto the person as they lean back into the water for a few seconds. This is to remember that Jesus died and was buried for their sins. It’s a picture that their old life of disobeying God is over. That life died with Jesus. Then, the pastor helps him/her come up out of the water. This reminds them that Jesus rose from the dead for them. He completely paid God’s punishment for the sins. He has forgiven them once and for all. With God’s help, they are beginning a new life of knowing, loving and obeying God. Often, everyone claps and cheers as the new believer comes up out of the water. They are so happy that someone else is telling the world that they are one of God’s people and want to live for Him forever. We can become one of God’s people when we turn away from our sins and trust in Jesus as our Savior.



Visual  
Aid

#4

Place  
verse in



take out



**“Repent and be baptized, every one of you, in the name of Jesus Christ  
for the forgiveness of your sins.” -- Acts 2:38**

## Bible Truth 5 Bible Verse

*Remove the Bible Verse Picture from the "Bible" folder and hold it up for all the children to see, then say:*

Acts 2:38 tells us:

### **Acts 2:38**

"Repent and be baptized, every one of you, in the name of Jesus Christ for the forgiveness of your sins."

**Learn a Little:** "Repent and be baptized in the name of Jesus Christ."

### **What does that mean?**

What a wonderful gift God has given us in Jesus! Through Him, we can be forgiven our sins and can become God's people forever. What do we have to do to receive this gift? Repent of our sins (that is, turning away from wanting to disobey God and live for Him instead) and trust in Jesus as our Savior. God promises to save all who come to Him like this! And what happens when someone does this? God hears his prayers and forgives him. God puts His Holy Spirit in their heart and they begin a whole new life with God.

God wants all who repent and believe in Jesus to be baptized as a special sign to everyone of what has happened inside their heart. Their old way of living is gone. They are forgiven! They are saved! And now they belong to God and live for Him! Have you ever been to a baptism?

We can become one of God's people, too, when we turn away from our sins and trust in Jesus as our Savior.

"Now it's time to do a bit more deep down investigating. Let's see what Detective Dan wants us to help him figure out. Would someone like to get it out for me?"

"We've said our Bible verse, now let's sing it!"

## Repent, Repent and Be Baptized:

### Acts 2:38-39

*DDD NIV Songs 15, track 35*

Repent, repent and be baptized,  
Ev'ry one of you,  
In the name of Jesus Christ,  
For forgiveness of your sins.  
You will receive the Holy Spirit,  
the promise is for all,  
For all the Lord our God will call,  
For all whom He will call.  
Acts Two, thirty-eight and nine.

"Now it's time to do a bit more deep down investigating. Let's see what Detective Dan wants us to help him figure out. Would someone like to get it out for me?"

take out



Place in



Visual Aid



# Detective Dan's Listening Assignment #1

# Detective Dan's

## Listening Assignment #1



Hi, Deep Down Detectives!

I'm working on a brand-new case called:

"The Case of the Up and Down Sign."

I need to find out:

1. What did Jesus tell new believers to do as a sign of their new life in God?
- AND
2. Why did they go up and down in the water when they did this special sign?

Can you help me? Listen carefully to the story and you might just hear the answers!

Thanks!

Detective Dan

**Then say,** "Ok, Deep Down Detectives! Put on your best listening ears and see if you can hear the answers to Detective Dan's questions. When I finish telling the story, we will see if we can answer all of his questions."

*Read the Bible Truth story, putting up the storyboard pictures as you tell it.*

*At the end of the story, repeat the questions and lead the children in answering them. Present the gospel and close in prayer.*

\*Answers to assignment questions, the gospel and ACTS prayer are also included at the end of the story text.\*

Answers:

1. **What did Jesus tell new believers to do as a sign of their new life in God?** To be baptized.
2. **Why did they go up and down in the water when they did this special sign?** They went down in the water to remember that their sins had been buried down in the grave with Jesus. They went up, out of the water to remember that God had forgiven their sins and was giving them new life with Jesus who rose up from the dead. Jesus had beaten sin and death for them!

**For You and Me:**

When we turn away from our sins and trust in Jesus as our Savior, a day will come when we, too, will be baptized. It will be a wonderful day of showing that we are turning from our old life of living for ourselves and have begun a new life of living for God, by the help of His Holy Spirit.

take out



of BQB

Place in



Visual Aid



# Detective Dan's Listening Assignment #2

# Detective Dan's

## Listening Assignment #2



Hi, Deep Down Detectives!

I'm still working on the case called:

"The Case of the Up and Down Sign."

Our Bible Verse is Acts 2:38

"Repent and be baptized, every one of you, in the name of Jesus Christ for the forgiveness of your sins."

I need to find out:

1. Who repented of their sins? How did their lives look different?

AND

2. What did they do as a sign that their lives have changed?

Can you help me? Listen carefully to the story and you might just hear the answers! Thanks for your help!

Detective Dan

**Then say,** "Ok, Deep Down Detectives! Put on your best listening ears and see if you can hear the answers to Detective Dan's questions. When I finish telling the story, we will see if we can answer all of his questions."

*Read the Bible Truth story, putting up the storyboard pictures as you tell it. At the end of the story, repeat the questions and lead the children in answering them. Present the gospel and close in prayer.*

*\*Answers to assignment questions, the gospel and ACTS prayer are also included at the end of the story text.\**

Answers:

**Our Bible Verse is: Acts 2:38**

"Repent and be baptized, every one of you, in the name of Jesus Christ for the forgiveness of your sins."

**1. Who repented of their sins? How did their lives look different?** The new believers repented of their sins and trusted in Jesus as their Savior. The Holy Spirit lived inside of them. He helped them to love God and live for Him, instead of living their old way.

**2. What did they do as a sign that their lives had changed?** They were baptized so the world could know they were choosing to live as followers of Jesus.

**For You and Me:**

When we turn away from our sins and trust in Jesus as our Savior, a day will come when we, too, will be baptized. It will be a wonderful day of showing that we are turning from our old life of living for ourselves and have begun a new life of living for God, by the help of His Holy Spirit.


take out



Place in



Visual Aid



# Detective Dan's Listening Assignment #3

# Detective Dan's

## Listening Assignment #3



Hi, Deep Down Detectives!

I'm still working on the case called:

"The Case of the Up and Down Sign."

I found **SIX** clues, but **TWO** of them are **NOT** in the story. They are: a banana, the Holy Spirit living in a heart, a Bible, water, a tree, and listeners.

*Hold up each of the six pictures for the children to see as you identify them. Better yet, put them up on your flannelgraph board, off to one side.*

I need to know:

1. Which **FOUR** pictures belong in the story and which **TWO** do **NOT**?
2. What did the new believers confess to God? How did they ask him to help them live?

Can you help me? Listen carefully to the story and you might just hear the answers!

Thanks!

Detective Dan

**Then say,** "Ok, Deep Down Detectives! Put on your best listening ears and see if you can hear the answers to Detective Dan's questions. When I finish telling the story, we will see if we can answer all of his questions."

*Read the Bible Truth story, putting up the storyboard pictures as you tell it. At the end of the story, repeat the questions and lead the children in answering them. Present the gospel and close in prayer.*

\*Answers to assignment questions, the gospel and ACTS prayer are also included at the end of the story text.\*


Answers:

1. Which **four** belong in the story and which **two** don't? The angel, the Holy Spirit living in a heart, the Bible, the water and the listeners belong. The banana and the tree do not.
- 2.. What did the new believers confess to God? How did they ask Him to help them live? They confess their sins to God. They asked God to help them love Him and live for Him now.


**For You and Me:**

When we turn away from our sins and trust in Jesus as our Savior, a day will come when we, too, will be baptized. It will be a wonderful day of showing that we are turning from our old life of living for ourselves and have begun a new life of living for God, by the help of His Holy Spirit.





The Holy Spirit Living in a Heart



A Banana

VISUAL  
AID  
#5C

Place in  
DDD  
Bible™

take out  
Big  
Question  
Bible™  
of BQB


DDD 15.5 Lesson 3 Listening Assignment Clue Picture 2 for kids

VISUAL  
AID  
#5C

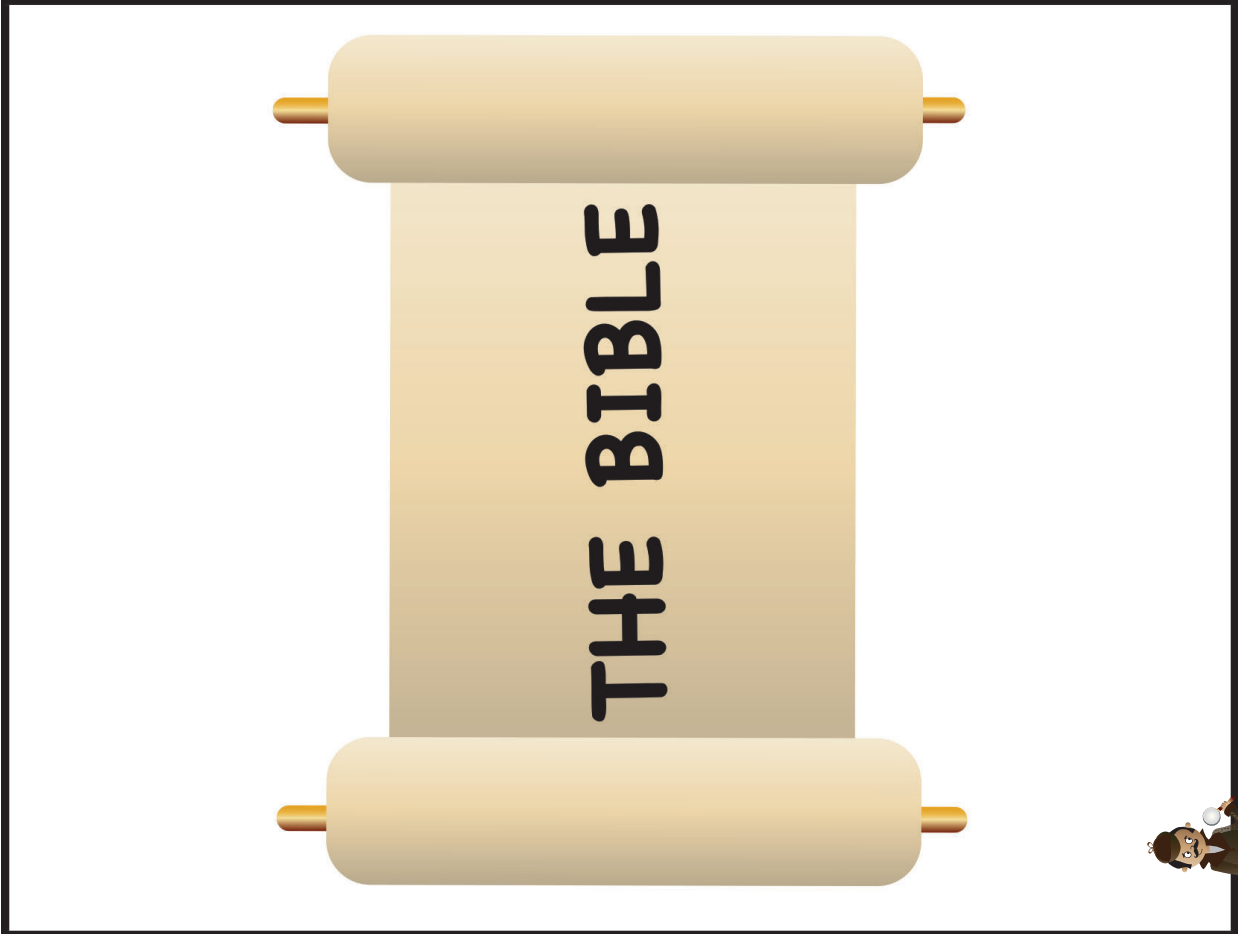
Place in  
DDD  
Bible™

take out  
Big  
Question  
Bible™  
of BQB

DDD 15.5 Lesson 3 Listening Assignment Clue Picture 1 for kids



**Water**



**A Bible**

VISUAL  
AID  
#5C

Place in  
DDD  
Bible™

take out  
Big  
Question  
Briefcase  
of BQB


VISUAL  
AID  
#5C

Place in  
DDD  
Bible™


take out  
Big  
Question  
Briefcase  
of BQB

DDD 15.5 Lesson 3 Listening Assignment Clue Picture 4 for kids

DDD 15.5 Lesson 3 Listening Assignment Clue Picture 3 for kids



Listeners



A Tree

VISUAL  
AID  
#5C

Place in  
DDD  
Bible™

take out  
Big  
Question  
Briefcase  
of BQB

DDD 15.5 Lesson 3 Listening Assignment Clue Picture 6 for kids

VISUAL  
AID  
#5C

Place in  
DDD  
Bible™

take out  
Big  
Question  
Briefcase  
of BQB

DDD 15.5 Lesson 3 Listening Assignment Clue Picture 5 for

# Big Question 15, Bible Truth 5 Storyboard Background Pictures Key (BG)

Put these pictures in place on your storyboard BEFORE you tell your story.

**BG1 Jerusalem**



**NOTE:** Cut pieces of felt to create the land and water elements of BG2,3 and 4. Stick extra pictures on top of the felt to create the final background pieces.


**BG2 Samaria**  
(Felt "Land" with Palm Trees, etc Velcroed on)



**BG3 Faraway Lands**  
(Felt "Land" with Palm Trees, etc Velcroed on)



**BG4 River Where Baptizing**  
(Felt "Water and Land" with People Velcroed on)



# Big Question 15, Bible Truth 5 Storyboard Pictures Key (SB)

Store these pictures in numerical order in your DDD Bible Folder.  
Add these to your story as you tell it. Numbers correspond to placement order.

**SB1 Risen Jesus Teaching His Disciples**



**SB13 Other's See This Person Is a Christian and Want to Know More about Jesus**



**SB2 Jesus in Heaven**



**SB14 Gather Together with Brothers and Sisters in Christ at Church**



**SB3 Disciples Go to Jerusalem to Wait**



**SB15 Philip in Samaria: Repent, Believe and Be Baptized!**



**SB4 Day 10 the Holy Spirit Comes**



**SB16 Holy Spirit Works Inside People in Samaria and They Repent and Believe**



**SB5 Wind and Fire**



**SB17 New Believers in Samaria Being Baptized**



**SB6 Holy Spirit Living in Their Hearts**



**SB18 New Believers in Samaria Gather as Brothers and Sisters in Christ at Church**



**SB7 Peter Tells the Gospel**



**SB8 Holy Spirit Working in Crowd of People Listening, Repenting and Believing**



**SB19 Paul and Barnabas, Luke, Silas and Timothy Sail to Faraway Lands**



**SB9 Baptism: Part 1 Standing in Water**



**SB20 In Faraway Lands: Repent, Believe and Be Baptized**



**SB10 Baptism Part 2: Going Down under Water**



**SB21 Holy Spirit Works Inside People in Faraway Lands and They Repent and Believe**



**SB11 Baptism Is Sign that Person Is Jesus' Follower**



**SB22 New Believers in Faraway Lands Being Baptized**



**SB12 Enemies See This Person Is a Christian**



**SB23 New Believers in Faraway Lands Gather as Brothers and Sisters in Christ at Church**

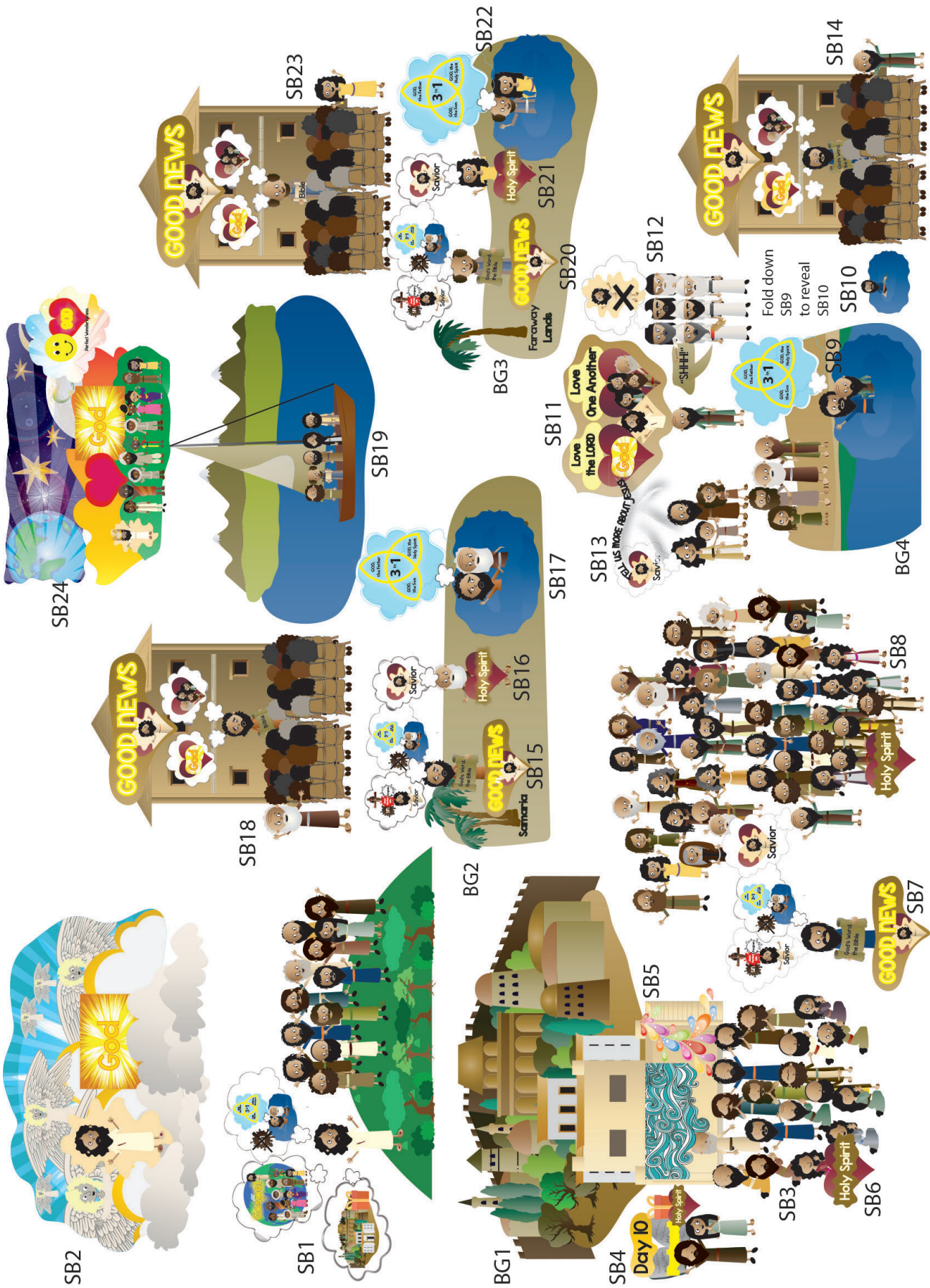


**SB24 Jesus and All the Church Gathered Together Forever When He Comes Back**





Note: Use sticky tac putty rather than velcro on back of pictures placed on top of other pictures.



NOTE:

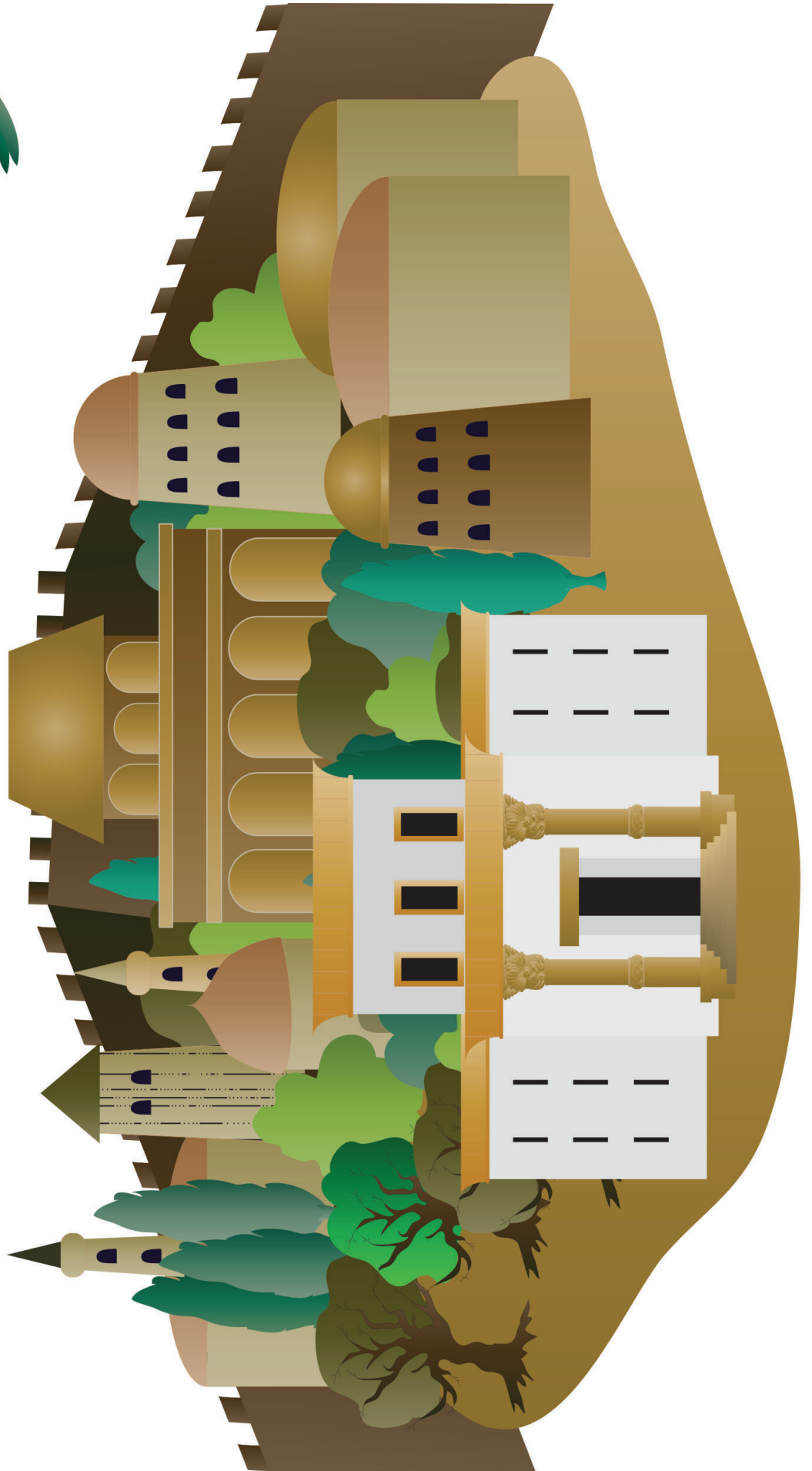
Some of the larger images are assembled from two or more pages. You can make these easier to fold by leaving a small gap in the lamination between the pieces. This allows you to fold the image along the gap.



leave slight gap here  
to create a "hinge" for  
easy folding



**Samaria**




**Faraway  
Lands**

BG2 Samaria  
DDD 15.5 Story  
Place on Board BEFORE telling story

BG3 Faraway  
Lands  
DDD 15.5 Story  
Place on Board  
BEFORE telling  
story

BG1 Jerusalem  
DDD 15.5 Story  
Place on Board BEFORE telling story

Holy Spirit




sin Jesus' Perfect Life Forgiven

Savior

GOD, the Father  
3-1  
GOD, the Son  
GOD, the Holy Spirit

God's Word, the Bible

GOOD NEWS




SB6 Holy Spirit Living  
in Their Hearts  
DDD 15.5 Story

BG4 River Where Baptizing  
DDD 15.5 Story  
Place on Board BEFORE telling  
story

SB7 Peter Tells the Gospel  
DDD 15.5 Story

SB3 Disciples Go to  
Jerusalem to Wait  
DDD 15.5 Story






SB1 Risen Jesus Teaching  
His Disciples  
DDD 15.5 Story





SB2 Jesus in Heaven  
DDD 15.5 Story



SB13 Other's See This Person  
Is a Christian and Want to Know  
More about Jesus  
DDD 15.5 Story


SB21 Holy Spirit Works Inside  
People in Faraway Lands and  
They Repent and Believe  
DDD 15.5 Story

SB4 Day 10 the Holy  
Spirit Comes  
DDD 15.5 Story

SB12 Enemies See This  
Person Is a Christian  
DDD 15.5 Story

SB5 Wind and Fire  
DDD 15.5 Story

SB16 Holy Spirit Works Inside  
People in Samaria and They  
Repent and Believe  
DDD 15.5 Story



SB8 Holy Spirit Working in  
Crowd of People Listening,  
Repenting and Believing,  
DDD 15.5 Story

**Love the LORD**

**Love One Another**

**God**





SB10 Baptism Part 2:  
Going Down under Water  
DDD 15.5 Story

SB11 Baptism Is Sign that  
Person Is Jesus' Follower  
DDD 15.5 Story

SB20 In Faraway Lands: Repent,  
Believe and Be Baptized  
DDD 15.5 Story

SB9 Baptism: Part 1  
Standing in Water  
DDD 15.5 Story





SB14 Gather Together with  
Brothers and Sisters in Christ  
at Church  
DDD 15.5 Story


SB15 Philip in Samaria: Repent,  
Believe and Be Baptized!  
DDD 15.5 Story

SB17 New Believers in  
Samaria Being Baptized  
DDD 15.5 Story




SB18 New Believers in Samaria  
Gather as Brothers and Sisters  
in Christ at Church  
DDD 15.5 Story

SB23 New Believers in Faraway  
Lands Gather as Brothers and  
Sisters in Christ at Church  
DDD 15.5 Story



SB22 New Believers in Faraway  
Lands Being Baptized  
DDD 15.5 Story

SB19 Paul and Barnabas, Luke,  
Silas and Timothy Sail to  
Faraway Lands  
DDD 15.5 Story



SB24 Jesus and All the Church  
Gathered Together Forever  
When He Comes Back  
DDD 15.5 Story



# **DEEP DOWN DETECTIVES**



**Visual Aids**

**Unit 15,**

**Bible Truth 6**

## About Deep Down Detectives Visual Aids and Small Format Storyboard Pictures

### How Are They Used?



The Deep Down Detectives Visual Aids and Small Format Storyboard Pictures are companion resources to be used alongside the Deep Down Detectives Core Curriculum for each unit. These colorful pictures are used in presenting the key concepts, telling the Bible stories, and, in playing the Bible Story Review games. The storyboard pictures in this book are for flannelgraph boards 24" x 36" or larger. (Choose Visual Aids with Large Format Storyboard Pictures for very large boards.)

### What Do They Include?



**There are six, different resources included in this book:**

**1. Key Concept Visual Aids**-- colorful signs of the Big Question and Answer, the Bible Truths taught in each unit, the Bible verses, and the Listening Assignments used with the curriculum for each Bible Truth taught in the unit.

**2. The Storyboard Picture Key**-- a who's who of the pictures in thumbnail size.

**3. Storyboard Suggested Picture Placement** page--how you can place your pictures up on your storyboard that works well with the story.


**4. The Storyboard Pictures, themselves.** Notice that each picture is identified on the back for easy reference.

**5. Directions** for how to make a homemade flannelgraph storyboard and sturdy storyboard pictures.

**6. Directions** for making the Deep Down Detectives "Bible" Folder and the **back/front images** to paste in place when making it. (Larger back/front images are found online with the curriculum.)




### Ready, Set, Rip It Out!



This book is meant to be ripped up and made into your visual aid. The key concept signs can be cut out and laminated or slipped into sheet protectors. Cut out around the storyboard images and ideally, laminate these. Some of the biggest pictures actually need to be stuck together, before laminating.

### Store It!



Deep Down Detectives is a curriculum that can be used over and over. Store your visual aids and storyboard pictures after using them and they will serve you for many years. We store ours in manilla envelopes and then put them (along with all the rest of the curriculum) in magazine files, labeled by unit. If you have multiple classes using the curriculum, store each set of resources in separate manilla envelopes. This will make prep much simpler, second time around.

### Replacement Storyboard Pictures



You can always purchase this book again or simply go online to the [praisefactory.org](http://praisefactory.org) website (Deep Down Detectives section) and print out any pictures that go missing.

**The Case of the Remembered Rescue**

*Exodus 12; Luke 22: Isaiah 25:7-9*



**Story-telling Tips**

Ahead of time:

1. Read the Bible verses and story. Pray!
2. Choose story action cues and prepare storyboard figures/Story Scenes, if using. (In Visual Aids book)
3. Practice telling story with the storyboard figures/Story Scenes, timing your presentation. Shorten, if necessary.

During your presentation:

1. Maintain as much eye contact as possible as you tell the story.
2. Put up storyboard figures/add story action cues/hold up Story Scenes as you tell the story. Allow the children to help you put them on the board, if desired.
3. Include the children in your story with a few questions about what they think will happen or words/concepts that might be new to them.
4. Watch the kids for signs that their attention span has been reached. Shorten, if necessary.

**INTRODUCTION/ LISTENING ASSIGNMENTS**

**"Our story is called: The Case of the Remembered Rescue. Here is your listening assignment."** Read from Detective Dan's Listening Assignment signs, but questions are summarized below:

**Detective Dan's Lesson #1 Listening Assignment:**

I need to know:

- 1. What rescue did Jesus and his disciples remember on the night before Jesus died?**
- 2. What even bigger rescue do Jesus is followers remember now?**

**Detective Dan's Lesson #2 Listening Assignment:**

**Our Bible Verse is Luke 22:19,20**

"This is my body, given for you...This is my blood, which is poured out for you. Do this in remembrance of me."

I need to know:

- 1. Who gave His body and blood to save God's people from their sins?**
- 2. What special meal do God's people eat to remember what He did?**

**Detective Dan's Lesson #3 Listening Assignment:**

I found six clues, but two of them are **NOT** in the story.

They are: a lamb, a book, Pharaoh, the king of Egypt, the cross, a little meal, and a life preserver.

*Hold each of them up for the children to see as you identify them.*

I need to know:

- 1. Which four belong in the story and which two don't?**
- 2. What do God's people thank Jesus for as they take eat the bread and the wine during the Lord's Supper? What day do they look forward to as they eat it?**

**Read the assignment questions, THEN SAY,**

"Ok, Deep Down Detectives! Put on your best listening ears and see if you can hear the answers to Detective Dan's questions. When I finish telling the story, we will see if we can answer all the questions."

*Read the Bible Truth story, answer questions, present the gospel and lead in prayer.*

*Answers to questions; the gospel; and, ACTS prayer are included with the story text.*

**The Case of the Remembered Rescue** *Exodus 12; Luke 22; Isaiah 25:6-9*

*Story with lines separating paragraphs (text in bold, optional interaction cues in italics) Numbers correspond to storyboard pictures and placement upon the storyboard. Always feel free to use less pictures, if it's best for your kids. Simply black out the numbers next to pictures you do not plan to use. All pictures are found in the Visual Aids book. Put BG (background) pictures on storyboard ahead of time. SB pictures (listed below in story text) are added to board as you tell the story. These numbers are also found on the back of each picture. Tip: Stack pictures in numerical before telling story for easy use. Use sticky-back velcro to attach pictures to storyboard felt. Use sticky-tac putty to stick a picture on top of another picture. OR, if using the Story Scenes to tell the story, disregard the storyboard picture references listed below.*

**(SB1) Every year, the people of Israel gathered together to remember how God rescued them from their strong enemies, the Egyptians. (SB2) The Egyptians had made the people of Israel their slaves. They were so mean to them! They made the people of Israel work terribly hard and didn't pay them. They hurt them when they didn't work hard enough, and they planned to never let them go.**

**(SB3) The people of Israel cried out to God, "Help us, help us! Save us from these strong enemies!" Would the LORD hear them? Would He help them?**

*What do you think?*

**Yes, He would! (SB4) The LORD heard them, and He sent Moses to help them. Through Moses, the LORD did many amazing things to show the Egyptians that He was the one, true God. The LORD would make the Egyptians free the people of Israel.**

**(SB5) On the night before the people of Israel were to be freed, the LORD gave them special instructions through Moses: "I'm going to send a terrible punishment into Egypt tonight," says the LORD. "After this terrible punishment, the Egyptians will free you."**

**"But there is something you must do, if the terrible punishment is not to come upon you, too," the LORD told them. "Each family must take the blood of a lamb and put it along the top and sides of the door to your home," the LORD said. "If you do this, I promise the terrible punishment will pass over you and you will be saved. Only your enemies, the Egyptians, will be punished," the LORD told them through Moses.**

**"After the terrible punishment comes to the Egyptians, it will be time for you to go," the LORD said. "Hurry, get everything ready now. You'll be leaving early in the morning. Don't even wait for your bread to get puffy and rise. There's no time. Bake it and eat it flat, so you'll be ready to go," they were told. "Tonight, is your last night in Egypt," the LORD said. "Celebrate! Eat the lamb whose blood you put on your doors and eat the flat bread at dinner tonight. Do this to remember what I'm doing for you."**

**Their last night in Egypt!? Could this really be true? The king of Egypt had promised to let them go before, but changed his mind every time. Would the king really let them go now? Would the people of Israel believe the LORD's promise and obey Him?**

*What do you think?*

**Yes, they would! The people of Israel did everything the LORD told them to do. (SB6) They put lamb's blood on the tops and sides of their doors. (SB7) They packed up their things. They didn't wait for their bread to get puffy, like they usually did, but baked it flat. And that night, they ate the lamb and the flat bread to remember what the LORD was doing for them.**

**(SB8) Late that night, the terrible punishment came, just as the LORD said. It came upon every single Egyptian family, because there was no lamb's blood around their doors. But the punishment passed over the people of Israel. The LORD had kept His promise and spared them this punishment, thanks to the blood of the lamb.**

*Story with lines separating paragraphs (text in bold, optional interaction cues in italics)*

**“(SB9) Boo Hoo! Boo Hoo!”** cried the Egyptians. **“How terrible is the LORD’s punishment on us! We don’t want the people of Israel to stay here and work for us anymore! Go away, people of Israel! Leave our country!”** they exclaimed.

**(SB10) “Yay! Yay!”** shouted the people of Israel. **“Praise the LORD! He has freed us!”** They gathered up their belongings and walked out of Egypt. They were so glad to be leaving their enemies!

What a great day this was for the people of Israel. The LORD had rescued them with such powerful signs and wonders. **“Remember this Passover night! Remember this day when I rescued you and freed you from your enemies!”** the LORD told the people through Moses.

**“(SB11) Once a year, I want you to eat a special meal to remember,”** He told them. **“Drink red wine (juice of grapes) and remember how My punishment passed over you. I kept the promise I made to you through the lamb’s blood,”** the LORD said. **“Eat flat bread and remember how quickly you had to leave when I freed you from the Egyptians. Celebrate the Passover every year, so you won’t forget the great things I did to save you from your enemies,”** the LORD told them.

So, for hundreds of years, all the way down to Jesus’ day, the people of Israel kept on remembering the Passover with the special, red wine (juice from grapes) and the very flat bread. They had so much to celebrate! After all, what greater enemy than the Egyptians would they ever face? And, what greater punishment would they need to be rescued from than the terrible punishment the Egyptians received that Passover night?

*What do you think? Could there be a greater enemy or a greater thing the LORD could do for His people?*

**(SB12) Well, the truth is, there WAS a greater enemy, and a bigger punishment they needed to be rescued from. The enemy was sin. And the punishment was death —being separated from God and all His goodness forever. And this enemy and this punishment weren’t just trouble for the people of Egypt or the people of Israel. These were trouble for the whole world. For you see, we all are sinners who have disobeyed God and we all deserve the LORD’s punishment for our sins.**

**Yes, the sin in our hearts is a far stronger enemy than those Egyptians ever were! But who could rescue people from this kind of enemy? Who could save us from God’s punishment? Would the blood of an ordinary lamb be enough, like it was for the Passover?**

*What do you think?*

**(SB13) No, the blood of that kind of lamb would never be enough! But there WAS blood that WAS enough. The blood of God’s perfect Son. Do you know His name?**

*Can you tell me?*

**(SB14) It’s Jesus!**

John the Baptist gave Jesus a special nickname: the Lamb of God. John knew Jesus had come to save God’s people. Jesus would live a perfect life, then give it as the full payment for the sins of God’s people. Jesus would take away their sins by taking their punishment. Oh, how God loves His people, that He would give His only Son to do this!

**(SB15) Jesus told His disciples He would die for God’s people, but they didn’t understand. At last, came the night when Jesus would be led away to die. It was the Passover, so He and His disciples gathered together to eat the special meal and remember how God rescued the people of Israel from the Egyptians. Only this time, Jesus used the wine and the flat bread to tell about the even GREATER rescue God was about to do for ALL of God’s people.**

*Story with lines separating paragraphs (text in bold, optional interaction cues in italics)*

**(SB16) Jesus took the flat bread, and said, "This Passover flat bread helped you remember God's rescue of Israel long ago. Now, eat it to remember something new," Jesus told His disciples. "This is My body broken for you. Tomorrow, I will give My body as the perfect sacrifice for you and all of God's people when I suffer and die on the cross. Take it and eat it; and, remember Me when you do!"**

---

**Then, Jesus picked up the cup of red wine, and said, "This Passover wine helped you remember the lamb's blood God used, so His punishment would pass over Israel. Now, drink it to remember something new," Jesus told them. "This is My blood poured out for you. Tomorrow, I will pay for the sins of God's people with My blood when I die on the cross," Jesus said. "Take it and drink it; and, remember Me when you do."**

---

**"Because of Me, God is making a new, big covenant promise with His people. They will be forgiven their sins forever. And on the Last Day, when God gives out His punishment for sins, He will pass over His people --all those who have turned away from disobeying God and have trusted in Me as their Savior. They won't be punished because I will have already taken God's punishment for them on the cross," Jesus explained.**

---

**"After I'm gone, eat this little meal when you gather together with God's people. Use it to remember what I've done for you. Keep on eating it regularly until the day I come back as King, and put an end to sin and death forever," Jesus told them.**

---

**The disciples were sad and surprised by Jesus' words. Would He really die as He said He would?**

*What do you think?*

**Yes, He would!**

---

**(SB17) Would! Later that night, soldiers came and took Jesus away. (SB18) The next day, Jesus was nailed to a cross; and there, He suffered and died for the sins of God's people, just as He said He would. (SB19) He was buried in a cave-grave by friends.**

---

**(SB20) But Jesus wouldn't stay there! On Day One, Two, Three, Jesus rose from the dead. Jesus had really paid for the sins of God's people. He had beaten sin and death for them!**

---

**Jesus' disciples were so happy! (SB21) They spread the wonderful news to everyone: "Come, repent and believe in Jesus. Because of Him, your sins can be forgiven, and you can become God's people!" they exclaimed.**

---

**And as they told the good news of Jesus, many people turned away from their sins and trusted in Jesus as their Savior. God was growing His Church! (SB22) The believers gathered together to worship God and love one another. (SB23) And when they gathered, they ate the special meal of flat bread and red wine. They called it (SB24) "the Lord's Supper"; and through it, they remembered how Jesus gave His life that God's punishment would pass over them.**

---

**Even today, God's people still gather together to worship God and love one another. And they STILL take the Lord's Supper together. They eat the flat bread and drink the red wine (or grape juice) and remember what Jesus did for them when He suffered and died on the cross. And they will keep on eating and drinking this special meal until Jesus comes back when His plans for this world are finished.**

---

**(SB25) Then, at last, this meal will never be eaten again. Instead, God's people will have a NEW meal, called the Wedding Feast of the Lamb. The food will be the best food anyone has ever tasted! The drink will be rich and delicious, too. And it will be the biggest and best party EVER, to celebrate the best day EVER: the day when God's people will be joined with Jesus, all together, face-to-face, forever! Sin, sadness, and death will be gone. Sin, sadness, and death will be gone. And God's people will go on enjoying the Perfect Wonderfulness of God forever. Forever happy. Forever together. Forever praising God.**

---

**Cracking the Case:** (story wrap-up for Listening Assignments)

It's time to see how we did with our Listening Assignment.

**Detective Dan's Lesson #1 Listening Assignment:**

I need to know:

- 1. What rescue did Jesus and his disciples remember on the night before Jesus died?** How God rescued the people of Israel from being slaves in Egypt.
- 2. What even bigger rescue did Jesus give them to remember from that night on?** How He would rescue God's people from their sins when He suffered and died on the cross in their place.

**For You and Me:**

Even today God's people continue to remember how Jesus saved them from their sins when He died on the cross for them. Even today, they still eat the special little meal He first ate with His disciples on the night before He died. If we turn away from our sins and trust in Jesus is our Savior, then one day we will also get to share in this special meal and remember what Jesus did for us on the cross. Ask God to help you do this. He loves to answer this prayer!

**Detective Dan's Lesson #2 Listening Assignment:****Our Bible Verse is Luke 22:19,20**

"This is my body, given for you...This is my blood, which is poured out for you. Do this in remembrance of me."

I need to know:

- 1. Who gave His body and blood to save God's people from their sins?** Jesus did, when He suffered and died on the cross.
- 2. What special meal do God's people eat to remember what He did?** The Lord's Supper—a little meal of bread and grape juice/wine.

**For You and Me:**

Even today God's people continue to remember how Jesus saved them from their sins when He died on the cross for them. Even today, they still eat the special little meal He first ate with His disciples on the night before He died. If we turn away from our sins and trust in Jesus is our Savior, then one day we will also get to share in this special meal and remember what Jesus did for us on the cross. Ask God to help you do this. He loves to answer this prayer!

**Detective Dan's Lesson #3 Listening Assignment:**

I found six clues, but two of them are **NOT** in the story. They were: a lamb, a book, Pharaoh, the king of Egypt, the cross, a little meal, and a life preserver. *Hold each of them up for the children to see as you identify them.*

I need to know:

- 1. Which four belong in the story and which two don't?** The lamb, Pharaoh, the cross and the little meal belong. The book and the life preserver do not.
- 2. What do God's people thank Jesus for as they take eat the bread and the wine during the Lord's Supper? What day do they look forward to as they eat it?** They thank Jesus for suffering and dying in their place, so that they could be forgiven of their sins and could become God's people. They look forward to the day when Jesus will come back and bring an end to sin and death forever. Then, they will live with Him, happy forever. What a celebration that will be!

**For You and Me:**

Even today God's people continue to remember how Jesus saved them from their sins when He died on the cross for them. Even today, they still eat the special little meal He first ate with His disciples on the night before He died. If we turn away from our sins and trust in Jesus is our Savior, then one day we will also get to share in this special meal and remember what Jesus did for us on the cross. Ask God to help you do this. He loves to answer this prayer!

**The Gospel** (story wrap-up if NOT using Listening Assignments)**Our Bible Truth is:****Why Do God's People Go to Church?****To Worship God and Love One Another...****By Remembering Jesus Died to Save Them!**

Why do God's people go to church? To worship God and love one another... by remembering Jesus died to save them!

Jesus told His people to take the Lord's Supper (that's what we call this special meal) to keep remembering how He gave up His body to save them. As they eat the little piece of bread and drink the juice/wine, they are grateful to God helping them turn away from their sins and trust in Jesus as their Savior. They are grateful that Jesus would die to pay for their sins.

One day, if you turn away from your sins and trust in Jesus as your Savior, you will join God's people in remembering how Jesus died to save you by eating this special meal. What a great day that will be!

*Close in prayer.*

**Closing ACTS Prayer**

- A** We praise You, God, for being the Savior of Your people, the Church.
- C** God, this special meal reminds us of what Jesus did to save sinners like us. We know that we have all chosen to live life our own way. We have all chosen not to love You or obey Your good ways. We need a Savior! You are our only hope.
- T** God, thank You for sending Jesus to be our Savior. Thank You for His body, given to pay for the sins of all who trust in Him as their Savior. Thank You for His blood, given as the promise that those who turn away from their sins and trust in Jesus are Your people forever.
- S** God, work in our hearts. Help us to turn away from our sins and trust in Jesus as our Savior. Make us Your people. Use this special meal to remind us of what Jesus has done.

In Jesus' name we pray, Amen.

***Go to Lesson Plan, p.9 for the script to the rest of the lesson.***





# Why do God's people go to church?


VISUAL AID

#1

take out



of BQB



ANSWER:

# To worship God and love one another!

## The Big Question

*Hold up the Big Question sign for all the children to see, and say:*

The Big Question we are investigating today is  
Big Question Number 15:

### **Why Do God's People Go to Church?**

and the Answer is:

### **To Worship God and Love One Another!**

#### **Meaning:**

A church is God's people gathering together. Some churches meet in special buildings. Some churches meet in homes. Some meet outside. No matter where they meet, when God's people gather together, they are a church. When God's people gather together as a church, they worship God. They worship Him for being the one, true God who is not like anyone else. They worship Him for saving them through Jesus. They sing songs and pray to God. They listen to the Bible and learn how to obey it. God's people also gather together to love one another. They talk with each other, and take care of each other, and pray for each other. The Bible tells us that God's people are to meet together often. It tells us that when they gather together, Jesus will be there with them in a special way. We can be God's people when we turn away from our sins and trust in Jesus as our Savior. Then, we will gather together with God's people to worship God and love one another, too!

Let's sing our Big Question Song: "



## Big Q & A 15 Song

*DDD NIV Songs 15, track 12*

*(adapted version of "This Is the Way We Wash Our Clothes")*

Why do God's people go to church?  
Go to church? Go to church?  
Why do God's people go to church?  
To worship God and to  
love one another!

# BIG QUESTION 15: Six truths about why God's people go to church



## **This Unit's Bible Truths**

"To Worship God and Love One Another" is a good beginning, but there's so more to learn. So, it's time for us to dig down even deeper for more answers to our Big Question about God. We're going to be learning SIX Bible truths that all tell us more about why God's people go to church.

Who would like to hand me the picture with our six Bible truths on it? It's in the Big Question Box/Briefcase."

*Choose a child to get it and hand it to you, then hold it up and show them the pictures of the six truths they will be learning.*

*After everyone has had a good look say...*

"Ok, we've learned five truths about why God's people go to church. They are: "By Praising God for Jesus' Win over Death," "By Learning from God's Word, the Bible," "By Caring for Each Other's Needs," "By Telling What God Has Done and Praying," and "By Baptizing People Who Trust in and Live for Jesus" (point to pictures as you identify each Bible Truth). Now let's look at our Bible Truth Clue sign and see if we can figure out which of these six truths we will be learning about today. Who would like to get it out of the Big Question Briefcase for me?"

*Choose a child to open the briefcase, take out the Bible Truth Clue sign and hand it to you.*

CAN YOU GUESS BIBLE TRUTH 6:

**Why Do God's People**

**Go to Church?**

**To Worship God and**

**Love One Another ...**

**By Remembering Jesus**

**??? to Save Them!**

**HINT: What is the opposite of "lived?"  
It starts with an "D" and it rhymes  
with "fried"?**

**ANSWER:**

**By Remembering Jesus DIED to Save Them!**


VISUAL  
AID

#1



of BQB

take out



# Revealing the Bible Truth We Are Learning

*Hold up the front side for the children to see. Cover up the answer, written along the bottom, and say:*

**“Why Do God’s People Go to Church?  
To Worship God and Love One Another!  
By Remembering Jesus ???? to Save Them!”**

We’re missing one word. Here’s the hint to what the missing word is. It says: “What is the opposite of “lived?” It starts with an “D” and it rhymes with “fried”?

Can you guess? It’s “died.”

So the Bible Truth we are learning today is:

*(uncover answer from bottom of sign, show it to them and say:)*

**“Why Do God’s People Go to Church?  
To Worship God and Love One Another!  
By Remembering Jesus DIED to Save Them!”**

And here is what this Bible Truth means:  
*(read the meaning off of the back of the sign, say:)*


When God’s people gather together, they remember how Jesus died to save them. They do this with a special meal called “the Lord’s Supper.” It’s called this because Jesus shared it with His own special followers on the night before He died on the cross.

There are only two, little pieces of food eaten at the Lord’s Supper: a little piece of bread and a little grape juice or wine. That’s because it’s not really about eating a whole, big meal. It’s about remembering what Jesus did for God’s people when He died on the cross.

The bread stands for Jesus’ body, that He offered up for the sins of God’s people. He took in His body, the punishment they deserved from God for their sins. He did this so they would never have to know that punishment themselves.

The grape juice or wine stands for Jesus’ blood shed when He died on the cross. Blood was a part of every big, covenant promise. It reminded everyone that this promise must be kept, no matter what. Jesus said the juice/wine was to remind God’s people of His blood given to make a new covenant/forever promise with God. It meant that no matter what, His payment for their sins was enough. They would always be forgiven. They would always be God’s people, having special closeness with Him now. And one day, living with Him forever.

When God’s people take the Lord’s Supper, it is a very special time. People are usually very quiet. Many think about the ways they have disobeyed God and ask for His forgiveness. Many thank God for sending Jesus to save them. Jesus told God’s people that they were to keep on celebrating this special meal until He comes back at the end of time. Only God’s people who repent of their sins, trust in Jesus as their Savior, and are baptized should take the Lord’s Supper. We can become God’s people, too, when we repent of our sins and trust in Jesus as our Savior.



Visual Aid

#4

Place  
verse in

DDD  
Bible

take out

Big  
Picture  
Bible  
of BQB

**“This is my body, given for you... This is my blood, which is poured out for you.  
Do this in remembrance of me.” -- Luke 22:19,20**

## Bible Truth 6 Bible Verse

*Remove the Bible Verse Picture from the "Bible" folder and hold it up for all the children to see, then say:*

Luke 22:19,20 tells us:

### **Luke 22:19,20**

"This is my body, given for you...This is my blood, which is poured out for you. Do this in remembrance of me."

**Learn a Little:** "This is my body, given for you. Do this in remembrance of me."

### **What does that mean?**

When God's people gather together at church, they remember how Jesus died on the cross to save them. They remember that He let His body be hurt and His blood be spilled out as He suffered and died for their sins. How do they do this? The way Jesus told His disciples to: with a special little meal of bread and wine or grape juice. The bread is eaten as a way to remember how His body for broken on the cross for their sins. The wine or grape juice is drunk as a way to remember that it was His blood that paid for their sins so they could be forgiven by God. God's people have this special meal often, just like Jesus told them to. How thankful they are for Jesus and all He did for them!

We can become God's people when we turn away from our sins and trust in Jesus as our Savior.

"Now it's time to do a bit more deep down investigating. Let's see what Detective Dan wants us to help him figure out. Would someone like to get it out for me?"

"We've said our Bible verse, now let's sing it!"

"We've said our Bible verse, now let's sing it!"

## This Is My Body:

### Luke 22:19-20

*DDD NIV Songs 15, track 27*

This is my body, given for you,  
This is my blood,  
which is poured out for you.

Do this, do this in remembrance of me,  
Do this in remembrance of me.

Luke Twenty-two, nineteen and twenty.

"Now it's time to do a bit more deep down investigating. Let's see what Detective Dan wants us to help him figure out. Would someone like to get it out for me?"




take out



Place in



Visual Aid



# Detective Dan's Listening Assignment #1

# Detective Dan's

## Listening Assignment #1



Hi, Deep Down Detectives!  
I'm working on a brand-new case called:  
"The Case of the Remembered Rescue."

I need to find out:

1. What rescue did Jesus and his disciples remember on the night before Jesus died?  
AND
2. What even bigger rescue do Jesus is followers remember now?

Can you help me? Listen carefully to the story and you might just hear the answers!

Thanks!

Detective Dan

**Then say,** "Ok, Deep Down Detectives! Put on your best listening ears and see if you can hear the answers to Detective Dan's questions. When I finish telling the story, we will see if we can answer all of his questions."

*Read the Bible Truth story, putting up the storyboard pictures as you tell it. At the end of the story, repeat the questions and lead the children in answering them. Present the gospel and close in prayer.*

\*Answers to assignment questions, the gospel and ACTS prayer are also included at the end of the story text.\*

Answers:

1. **What rescue did Jesus and his disciples remember on the night before Jesus died?** How God rescued the people of Israel from being slaves in Egypt.
2. **What even bigger rescue did Jesus give them to remember from that night on?** How He would rescue God's people from their sins when He suffered and died on the cross in their place.

**For You and Me:**

Even today God's people continue to remember how Jesus saved them from their sins when He died on the cross for them. Even today, they still eat the special little meal He first ate with His disciples on the night before He died. If we turn away from our sins and trust in Jesus is our Savior, then one day we will also get to share in this special meal and remember what Jesus did for us on the cross. Ask God to help you do this. He loves to answer this prayer!

take out



Place in



Visual Aid



# Detective Dan's Listening Assignment #2

# Detective Dan's

## Listening Assignment #2



Hi, Deep Down Detectives!

I'm still working on the case called:

"The Case of the Remembered Rescue."

Our Bible Verse is Luke 22:19,20

"This is my body, given for you...This is my blood, which is poured out for you. Do this in remembrance of me."

I need to find out:

1. Who gave His body and blood to save God's people from their sins?

AND

2. What special meal do God's people eat to remember what He did?

Can you help me? Listen carefully to the story and you might just hear the answers! Thanks for your help!

Detective Dan

**Then say,** "Ok, Deep Down Detectives! Put on your best listening ears and see if you can hear the answers to Detective Dan's questions. When I finish telling the story, we will see if we can answer all of his questions."

*Read the Bible Truth story, putting up the storyboard pictures as you tell it. At the end of the story, repeat the questions and lead the children in answering them. Present the gospel and close in prayer.*

\*Answers to assignment questions, the gospel and ACTS prayer are also included at the end of the story text.\*

Answers:

**Our Bible Verse is: Luke 22:19,20**

"This is my body, given for you...This is my blood, which is poured out for you. Do this in remembrance of me."

**1. Who gave His body and blood to save God's people from their sins?**  
Jesus did, when He suffered and died on the cross.

**2. What special meal do God's people eat to remember what He did?** The Lord's Supper—a little meal of bread and grape juice/wine.

**For You and Me:**

Even today God's people continue to remember how Jesus saved them from their sins when He died on the cross for them. Even today, they still eat the special little meal He first ate with His disciples on the night before He died. If we turn away from our sins and trust in Jesus is our Savior, then one day we will also get to share in this special meal and remember what Jesus did for us on the cross. Ask God to help you do this. He loves to answer this prayer!


take out



Place in



Visual Aid



# Detective Dan's Listening Assignment #3

# Detective Dan's

## Listening Assignment #3



Hi, Deep Down Detectives!

I'm still working on the case called:

"The Case of the Remembered Rescue."

I found SIX clues, but TWO of them are NOT in the story. They are: a lamb, a book, Pharaoh, the King of Egypt, the cross, a little meal, and a life preserver.

*Hold up each of the six pictures for the children to see as you identify them. Better yet, put them up on your flannelgraph board, off to one side.*

I need to know:

1. Which FOUR pictures belong in the story and which TWO do NOT?
2. What do God's people thank Jesus for as they take eat the bread and the wine during the Lord's Supper? What day do they look forward to as they eat it?

Can you help me? Listen carefully to the story and you might just hear the answers!

Thanks!

Detective Dan

**Then say,** "Ok, Deep Down Detectives! Put on your best listening ears and see if you can hear the answers to Detective Dan's questions. When I finish telling the story, we will see if we can answer all of his questions!"

*Read the Bible Truth story, putting up the storyboard pictures as you tell it. At the end of the story, repeat the questions and lead the children in answering them. Present the gospel and close in prayer.*

\*Answers to assignment questions, the gospel and ACTS prayer are also included at the end of the story text.\*


Answers:

The lamb, Pharaoh, the cross and the little meal belong. The book and the life preserver do not.


**2. What do God's people thank Jesus for as they take eat the bread and the wine during the Lord's Supper? What day do they look forward to as they eat it?** They thank Jesus for suffering and dying in their place, so that they could be forgiven of their sins and could become God's people. They look forward to the day when Jesus will come back and bring an end to sin and death forever. Then, they will live with Him, happy forever. What a celebration that will be!

**For You and Me:**

Even today God's people continue to remember how Jesus saved them from their sins when He died on the cross for them. Even today, they still eat the special little meal He first ate with His disciples on the night before He died. If we turn away from our sins and trust in Jesus is our Savior, then one day we will also get to share in this special meal and remember what Jesus did for us on the cross. Ask God to help you do this. He loves to answer this prayer!



A Book



A Lamb

VISUAL  
AID  
#5C

Place in  
DDD  
Bible™

take out  
Big  
Question  
Bible™  
of BQB

DDD 15.6 Lesson 3 Listening Assignment Clue Picture 2 for kids


VISUAL  
AID  
#5C

Place in  
DDD  
Bible™


take out  
Big  
Question  
Bible™  
of BQB

DDD 15.6 Lesson 3 Listening Assignment Clue Picture 1 for kids





A Cross



Pharaoh, King of Egypt



VISUAL  
AID  
#5C

Place in  
DDD  
Bible™

take out  
Big  
Question  
Briefcase  
of BQB

VISUAL  
AID  
#5C

Place in  
DDD  
Bible™

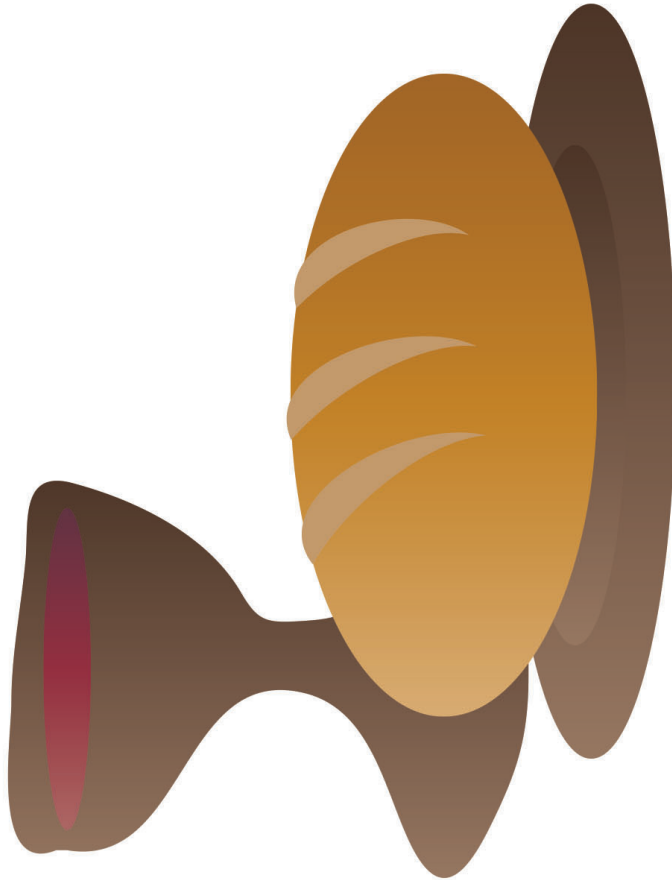
take out  
Big  
Question  
Briefcase  
of BQB

DDD 15.6 Lesson 3 Listening Assignment Clue Picture 4 for kids

DDD 15.6 Lesson 3 Listening Assignment Clue Picture 3 for kids



**A Life Preserver**



**A Little meal**

VISUAL  
AID  
#5C

Place in  
DDD  
Bible™

take out  
Big  
Question  
Briefcase  
of BQB

VISUAL  
AID  
#5C

Place in  
DDD  
Bible™

take out  
Big  
Question  
Briefcase  
of BQB

DDD 15.6 Lesson 3 Listening Assignment Clue Picture 6 for kids

DDD 15.6 Lesson 3 Listening Assignment Clue Picture 5 for

---

## **Big Question 15, Bible Truth 6 Storyboard Background Pictures Key (BG)**

---

Put these pictures in place on your storyboard BEFORE you tell your story.

**There are no background pictures for this story**

# Big Question 15, Bible Truth 6 Storyboard Pictures Key (SB)

Store these pictures in numerical order in your DDD Bible Folder.  
Add these to your story as you tell it. Numbers correspond to placement order.

**SB1 People of Israel Each Year Remembering How the LORD Rescued Them by Celebrating the Passover**



**SB12 Sin Is the Worst Enemy of Everyone in the World**



**SB2 Egyptians Made Them Their Slaves**



**SB13 Lamb's Blood Isn't Enough to Rescue Us from the Punishment for Sin**



**SB3 People of Israel Crying Out to God for Help**



**SB14 Jesus, God's Son, Came to Be the Payment for Sin**



**SB4 The LORD Answered Their Prayers by Sending Moses and Many Plagues**



**SB15 Jesus Gathers His Disciples on the Night Before He Dies on the Cross**



**SB5 Moses Tells the People of Israel How to Prepare for the Last Plague and to Prepare to Leave Egypt**



**SB16 The Bread: Remember Jesus' Body Broken for God's People; The Cup: Remember Jesus' Blood Poured Out for Them**



**SB6 Putting Lamb's Blood on Doorposts**



**SB17 Enemies Arrest Jesus**



**SB7 Packing Bags and Eating Lamb and Flat Bread**



**SB18 Jesus Suffers and Dies on the Cross for the Sins of God's People**



**SB8 The Last Plague Falls upon the People of Egypt**



**SB19 Jesus' Body Is Buried in a Tomb**



**SB9 The Egyptians Tell the Israelites to Leave**



**SB20 Jesus Rises from the Dead in Victory over Sin and Death**



**SB10 Happy People of Israel Leaving Egypt**



**SB21 God's People Tell Others the Good News of Jesus, Too; They Trust in Jesus as Their Savior**



**SB11 The Yearly Remembering of the LORD's Rescue Is Called the Passover**



**SB22 God's People Gather Together as a Church**



**SB23 God's People Remember Jesus' Death for Them by Taking the Special Meal Jesus Told Them to**



**SB24 The Special Meal Is Called the Lord's Supper**



**SB25 God's People Celebrate Wedding Feast of Lamb When Jesus (Lamb of God) Returns**



Note: Use sticky tac putty rather than velcro on back of pictures placed on top of other pictures.



NOTE:

Some of the larger images are assembled from two or more pages. You can make these easier to fold by leaving a small gap in the lamination between the pieces. This allows you to fold the image along the gap.



leave slight gap here  
to create a "hinge" for  
easy folding






SB9 The Egyptians Tell the  
Israelites to Leave DDD 15.6 Story

SB13 Lamb's Blood Isn't Enough  
to Rescue Us from the  
Punishment for Sin  
DDD 15.6 Story

SB1 People of Israel Each Year  
Remembering How the LORD Rescued  
Them by Celebrating the Passover,  
Pt 2 of 2  
DDD 15.6 Story



SB2 Egyptians Made Them Their Slaves  
Pt 1 of 2  
DDD 15.6 Story  
Glue Together and Laminate

SB2 Egyptians Made Them Their Slaves  
Pt 2 of 2  
DDD 15.6 Story  
Glue Together and Laminate

DO SOMETHING!

HELP US, GOD!





SB3 People of Israel Crying Out to God  
for Help DDD 15.6 Story

SB4 The LORD Answered Their Prayers by Sending  
Moses and Many Plagues  
DDD 15.6 Story




SB5 Moses Tells the People of Israel  
How to Prepare for the Last Plague and  
to Prepare to Leave Egypt  
DDD 15.6 Story






SB6 Putting Lamb's Blood on Door-  
posts  
DDD 15.6 Story

SB7 Packing Bags and Eating Lamb and Flat Bread  
DDD 15.6 Story



SB8 The Last Plague Falls upon the People of Egypt  
DDD 15.6 Story

SB10 Happy People of Israel  
Leaving Egypt  
DDD 15.6 Story



**THE LAMB  
OF GOD**



SB12 Sin Is the Worst Enemy  
of Everyone in the World  
DDD 15.6 Story

SB14 Jesus, God's Son, Came  
to Be the Payment for Sin  
DDD 15.6 Story



SB17 Enemies Arrest Jesus  
DDD 15.6 Story



SB11 The Yearly Remembering  
of the LORD's Rescue Is Called  
the Passover  
DDD 15.6 Story

SB14 Jesus, God's Son, Came  
to Be the Payment for Sin  
DDD 15.6 Story







SB24 The Special Meal Is Called  
the Lord's Supper  
DDD 15.6 Story

SB16 The Bread of Passover Stands for His Body Broken  
for Them; the Cup of Passover Stands for His Blood Which  
Will Make the New Covenant with God for Their  
Forgiveness DDD 15.6 Story

SB18 Jesus Suffers and Dies on the  
Cross for the Sins of God's People  
DDD 15.6 Story



SB19 Jesus' Body Is Buried in a Tomb  
DDD 15.6 Story


SB20 Jesus Rises from the Dead  
in Victory over Sin and Death  
DDD 15.6 Story

SB23 God's People Remember  
Jesus' Death for Them by Taking  
the Special Meal Jesus Told  
Them to  
DDD 15.6 Story



SB22 God's People Gather  
Together at Church  
DDD 15.6 Story

SB21 God's People Tell Others the Good News of Jesus,  
Too; They Trust in Jesus as Their Savior  
DDD 15.6 Story



SB25 God's People Will  
Celebrate the Wedding Feast of  
the Lamb When Jesus (the Lamb  
of God) Returns  
Pt 1 of 2  
DDD 15.6 Story  
Glue Toether and Laminate

SB25 God's People Will  
Celebrate the Wedding Feast of  
the Lamb When Jesus (the Lamb  
of God) Returns  
Pt 2 of 2  
DDD 15.6 Story  
Glue Toether and Laminate



# **DEEP DOWN DETECTIVES**



**Other Visual Aids**

## Big Question Box/Briefcase

### What You Want

The Big Question Briefcase is a briefcase or other container with these characteristics:

- Ideally, this should be around 17" x 12", but needs to be at least big enough to fit a 8 ½" x 11" sheets of paper inside it.
- Have various pockets to put these sheets in
- Is attractive or curious looking to preschoolers
- Not necessary, but extremely fun, if it has a combination lock

### Finding a Briefcase:

You can certainly buy one new, but you always may find a used one at a thrift shop. Or, someone may have one they want to donate. We use one that stores valuables in it and is the 17" x 12" size. Very durable and has the lock feature that the kids love.

You also can move away from the briefcase idea and use a little trunk or other box for your substitute briefcase. Just change the name to the Big Question Box, if you use a box instead. A boot box or the cardboard box that 10 reams of copy paper comes in is a great size, if you are using a box.

If you use a box, but want a lock-like feature, that's easy to do. Simply cut "straps" out of felt or vinyl and glue in place to the top and bottom sides of the box on one side, with the top strap overlapping the bottom straps. Add velcro to the top and bottom pieces so that they meet and fasten. Make back "hinges" for the box with the felt/vinyl straps, too. Or, you can simply add a belt around the box that has to be unfastened before the box can be opened.

Here are some suggestions for decorating a box or even the outside of your briefcase to make it appealing.

### Supplies

Your box/briefcase  
Plain white contact paper or white cardstock  
Colorful wrapping paper  
Glitter glue  
Markers  
Sequins, fake jewels, buttons, rick rack, etc.  
Other decorating supplies  
Stickers  
Glue  
Clear packing tape

### Directions

1. If you are using a box that has wording on it, you will first need to make plain surfaces for decorating and a hinge for the lid. Stick the white contact paper or white cardstock to each side of the box. On the other hand, you can also use colorful wrapping paper. Then, make a lid by sticking the clear packing tape along one long side of the box, attaching the lid to the box.

2. Use the craft decorating supplies to decorate the box. If desired, you can put a big question mark on top of the box, but remember that you are working with two and three year olds: the question mark symbol is not very meaningful to them yet.

## Making a Flannelgraph Storyboard

for use in story-telling and in playing the story review games

While you may decide to use sticky tac and stick your storyboard pictures to a white board, it is very easy to make a flannelgraph board. The advantage to the flannelgraph board is that the pictures stick very easily and there is no messing with the sticky-tac.

### Supplies

Large Format Pictures Board: AT LEAST a 36" x 48" foamboard or corkboard (We actually use a far bigger canvas and attach it to the wall) A science project board with the two sides that fold out makes a good 36" x 48" board.

Small Format Pictures Board: AT LEAST a 24" x 36" (to 36" x 48)" board

Large piece of neutral-colored felt to cover your board with extra to overlap over to the back, if desired.

Glue gun and glue sticks

### Directions

1. Center felt on front side of board. Turn over. Secure in place with glue.

## Making Durable Storyboard Pictures

for use in story-telling and in playing the story review games

Whether you purchase the Deep Down Detectives storyboard pictures from Amazon or print them off the website (included in the Deep Down Detectives Visual Aids book), you will want to find some way to make them more durable. They are used not only as a part of telling the story, but are integral in the story review games. Here's how we make ours durable enough to be used over and over again. **See note below for other simpler options for using these pictures.**

### Supplies

Deep Down Detectives Visual Aids book (purchased or downloaded)

White cardstock or printer paper (if downloading pictures)

Sticky-back velcro, circles or cut pieces; or sticky tac putty

Laminator or Self-laminating sheets

Sturdy Sheet Protectors, preferably the "Secure Top" kind, like offered by Avery

Flannelgraph pictures for the Bible stories found at [www.praisefactory.org](http://www.praisefactory.org) with each unit's resources.

### Directions

1. Purchase from Amazon or download and print out the storyboard figures.
2. Cut out flannelgraph figures.
3. Laminate the figures.

**Special tip:** When laminating the big background pictures that are two (and sometimes even three or four) pieces put together, leave a small gap between the two pieces before laminating together. This small space acts like a hinge and allows you to fold up pictures without hurting them into a manilla envelope that fits 8.5" x 11" sheets of paper along with all of the smaller, regular-sized storyboard pictures.

4. If using a flannelgraph board: Stick a piece of sticky backed velcro (ROUGH SIDE) onto the back of each figure. If using sticky tack and whiteboard: simply stick a small amount of sticky tack on the back of a picture when using it. Remove and store sticky tack in airtight container.

**Note:** Instead of using all of the pictures as separate flannelgraph pieces, you can choose to use only a few (helpful to have 10 for the story review game); you can clump them onto posterboard and make them into picture scenes; or, you can simply use the Storyboard Picture Guide as a single picture. At [praisefactory.org](http://praisefactory.org), go to DDD Bits and Pieces for a 22" x 28" poster size jpg of this picture guide if you want to create a large version.

## The Deep Down Detectives "Bible" Folder

This is a homemade folder that looks (kinda) like the cover of a Bible. You will use this to put the Bible verse, the Bible Story and storyboard pictures to help make the point that the truths you are teaching them come from the Bible.

### Supplies

1 piece of 22" x 28" posterboard (white is fine. Green or brown is nice)

Glue

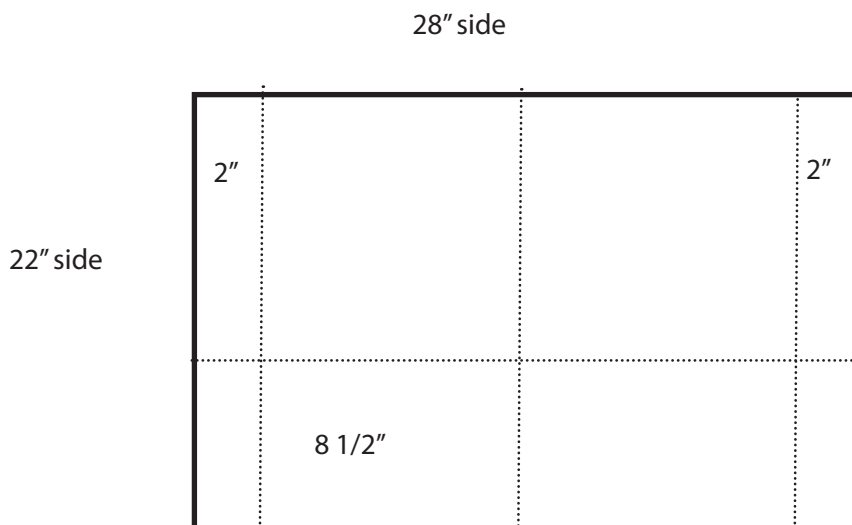
Stapler and staples or packing tape

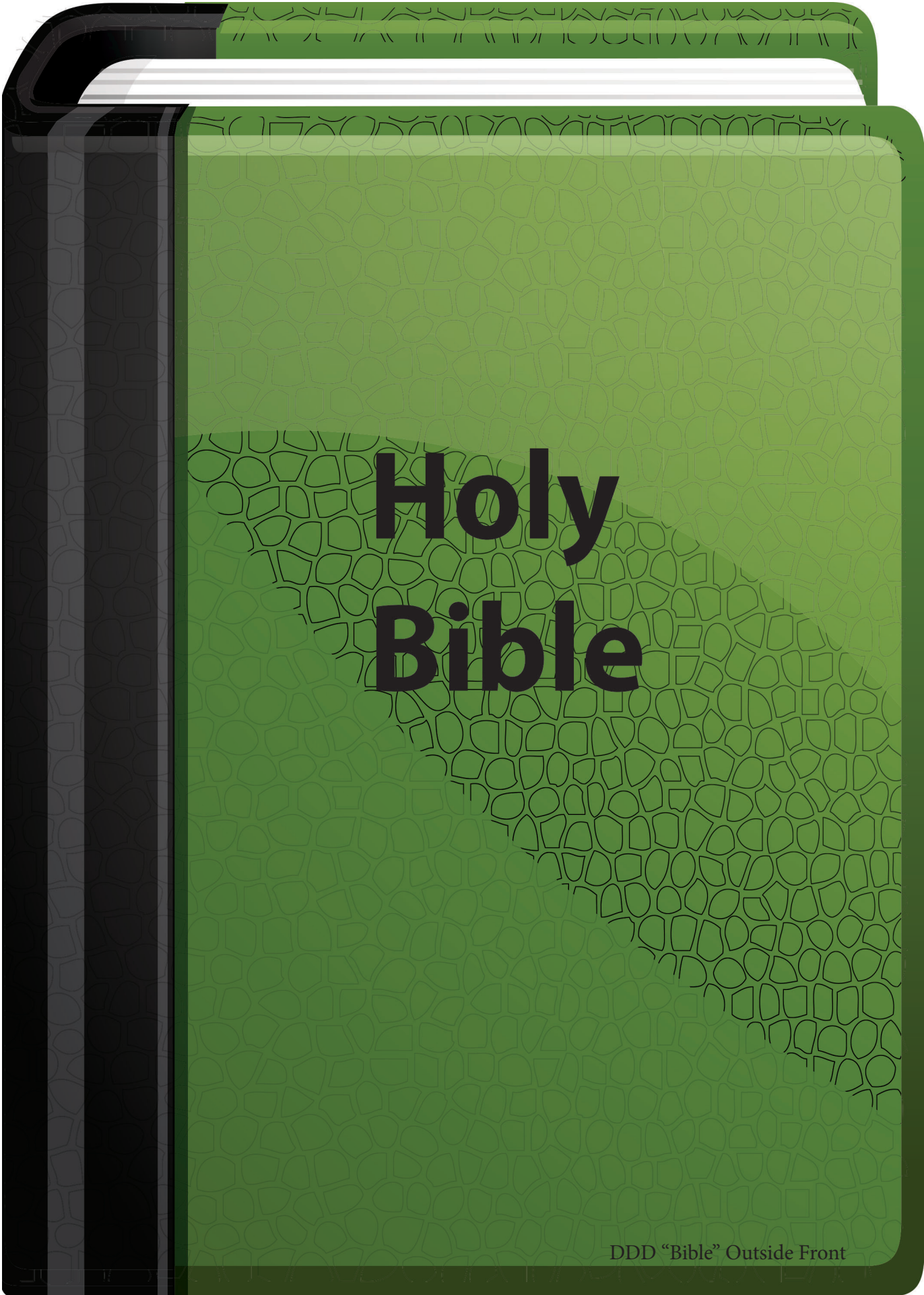
The Bible Cover pictures (see online with resources for this unit or from the back of each Deep Down Detectives Visual Aids book.)

NOTE: The Bible Cover pictures included in the Deep Down Detectives Visual Aids books cannot be created larger than 8.5" x 11". That means that they will be under-sized for a Bible Folder of the dimensions you are making. However, you can go online to the Deep Down Detectives curriculum and there is a pdf of a bigger version of these covers that will actually fit the size of this Deep Down Detectives "Bible" Folder.

### Directions

1. Lay out poster board with long side along the bottom.
2. Fold in 2" on each side.
3. Take packing tape and tape the folded in 2" flaps to the main section of the posterboard, all the way down.
3. Fold up 8 1/2" on the bottom of the poster board.
4. Use packing tape to tape this flap in place, all the way down.
5. Take scissors and snip through the tape where the flap is attached to the folder. This will give you a bit more room in the folder.
6. Fold the poster board in the middle to make the center fold.
7. Cut out the Bible Cover Pictures. If possible, laminate these. They will last longer.
- 8.. Glue the two cover pieces to the outside of the folder.



The image shows the front cover of a Bible. The cover is a vibrant green color with a subtle, repeating pattern of irregular, rounded shapes that resemble a stone or mosaic texture. The text "Holy Bible" is printed in a large, bold, black sans-serif font, centered on the cover. The spine of the Bible is visible on the left side, showing a dark grey or black material with a similar textured pattern. The top edge of the Bible is slightly rounded, and the pages are visible at the top, appearing as a stack of white lines.

# Holy Bible

DDD "Bible" Outside Front





DDD "Bible" Outside Back

