

DEEP DOWN DETECTIVES

**70 Bible Truths
for Inquisitive 4-7's**



Unit 15

Core Curriculum, ESV

God's People Gather Together



Curriculum for preschool and elementary age children,
training tools, music and other resources
are available for download or to order at:
www.praisefactory.org

© 2017 Praise Factory Media

This and many other resources are available online at www.praisefactory.org

Scripture quotations marked (NIV) are taken from the Holy Bible,
New International Version®, NIV®. Copyright © 1973, 1978, 1984 by
Biblica, Inc.™ Used by permission of Zondervan. All rights reserved worldwide.www.zondervan.com

Scripture quotations marked (ESV) are from The Holy Bible, English
Standard Version® (ESV®), copyright © 2001 by Crossway,
a publishing ministry of Good News Publishers. Used by permission. All rights reserved.

Scripture quotations marked HCSB are taken from the
Holman Christian Standard Bible®, Copyright © 1999, 2000, 2002, 2003, 2009
by Holman Bible Publishers. Used by permission. Holman Christian Standard Bible®,
Holman CSB®, and HCSB® are federally registered trademarks of Holman Bible Publishers.

Psalm 100

the psalm behind the name



(v.1) Make a joyful noise to the LORD, all the earth!

(v.2) Serve the LORD with gladness!

Come into His presence with singing!

(v.3) Know that the LORD, He is God!

It is He who made us, and we are His;

We are His people, and the sheep of His pasture.

(v.4) Enter His gates with thanksgiving,

And His courts with praise!

Give thanks to Him; bless His name!

(v.5) For the LORD is good;

His steadfast love endures forever,

And His faithfulness to all generations.

May this curriculum help you to be manufacturers of noisy joy unto the LORD (v.1). To sing (v.2), to know (v.3), and to worship Him with thanksgiving and praise (v.4), that the witness of His great faithfulness might continue through all generations (v.5).

The LORD is amazing! To Worship God and Love One Another!

Constance Dever
June 27, 2016

Table of Contents

Getting to Know the Deep Down Detectives Curriculum	9
Getting Started with Deep Down Detectives	9
Deep Down Detectives Overview Flyer	11
Session Prep	13
Learning More about Deep Down Detectives Curriculum, by Resource	14
Learning More about Deep Down Detectives Curriculum, by Activity	16
Customizing the Curriculum: Know Yourself to Know What You Need	21
Customizing the Curriculum: Build-Your-Own-Curriculum Sandwich	22
Common Customizations: by Age Groups	23
Common Customizations: Teaching Situations	25
Maiden Voyage: Testing Out the Curriculum	27
The Real Launch: Implementing the Curriculum in Your Situation	28
Protect Your Investment: Tips on Storing the Curriculum for Future Use	29
Master Supplies List for All Deep Down Detectives Games (this list also included in Appendix B)	33
VBS, Camps and Other Programs	36
The Praise Factory Bible Truths across the Three Curriculums	41
CORE CURRICULUM FOR UNIT 15: God’s People Gather Together	
Why Do God’s People Go to Church? To Worship God and Love One Another...	
Bible Truth 1: By Praising God for Jesus’ Win over Death	45
Session Prep	46
Unit Overview	47
Bible Truth Overview Sheet	49
Songs Track Numbers	50
Lesson Plan	51
Bible Story	63
Discussion Sheet	69
Bible Truth 2: By Learning from God’s Word, the Bible	71
Session Prep	72
Unit Overview	73
Bible Truth Overview Sheet	75
Songs Track Numbers	76
Lesson Plan	77
Bible Story	89
Discussion Sheet	95
Bible Truth 3: By Caring for Each Other’s Needs	97
Session Prep	98
Unit Overview	99
Bible Truth Overview Sheet	101
Songs Track Numbers	102
Lesson Plan	103
Bible Story	115
Discussion Sheet	121
Bible Truth 4: By Telling What God Has Done and Praying	123
Session Prep	124
Unit Overview	125
Bible Truth Overview Sheet	127
Songs Track Numbers	128
Lesson Plan	129
Bible Story	141
Discussion Sheet	147

Bible Truth 5: By Baptizing People Who Trust in and Live for Jesus	149
Session Prep	150
Unit Overview	151
Bible Truth Overview Sheet	153
Songs Track Numbers	154
Lesson Plan	155
Bible Story	167
Discussion Sheet	173
Bible Truth 6: By Remembering Jesus Died to Save Them	175
Session Prep	176
Unit Overview	177
Bible Truth Overview Sheet	179
Songs Track Numbers	180
Lesson Plan	181
Bible Story	193
Discussion Sheet	199
APPENDIX A: Songs	201
Index of Songs	202
Track Numbers	205
General Classroom Songs (Used every lesson, every unit)	207
Lyrics	209
Sheet Music	213
Unit 15 Songs (Used every lesson throughout the unit)	215
Lyrics	217
Sheet Music	224
Bible Truth 1 Songs	231
Bible Truth 2 Songs	251
Bible Truth 3 Songs	261
Bible Truth 4 Songs	284
Bible Truth 5 Songs	291
Bible Truth 6 Songs	297
APPENDIX B: Games	303
Games Index	304
Master Supplies List for All Deep Down Detectives Games	305
Bible Verse Games	309
Music, Movement & Memory Activities	322
Bible Story Review Games	335

APPENDIX C: Crafts and Take Home Sheets	349
Bible Truth 1 Crafts	351
Bible Truth 2 Crafts	371
Bible Truth 3 Crafts	391
Bible Truth 4 Crafts	411
Bible Truth 5 Crafts	431
Bible Truth 6 Crafts	451
APPENDIX D: Free Time Activity Suggestions	471
APPENDIX E: Resources to Make or Buy	477
Making a Big Question Box/Briefcase	478
Making a Flannelgraph Storyboard	479
Making Durable Storyboard Pictures	479
Making Durable Story Scene Pictures	480
Making the Deep Down Detectives Bible Folder	

Deep Down Detectives Curriculum Resources

There are five companion resources for each of the sixteen units of Deep Down Detectives. Use whichever resources are useful to your setting. Deep Down Detectives resources are available as free, digital downloads at praisefactory.org, or for purchase as hard copies through amazon.com.

Make sure to check out the “Bits and Pieces” section of the Deep Down Detectives curriculum online. It has all of the resources separated out making it easy for you simply to pick, choose and print out whatever you want.

Deep Down Detectives Core Curriculum Book, ESV/NIV for each unit

The Deep Down Detectives Core Curriculum book contains the curriculum introduction, the lesson plans, stories, music, activities and take home sheets for each of the units.

Deep Down Detectives Visual Aids with Simple Story Scenes, ESV/NIV for each unit

This resource provides large, colorful signs of the key concepts used in the unit, PLUS, easy-to-use, colorful scenes that you hold up in sequence as you tell the story. The story text for each scene is printed on the bottom of each scene.

Deep Down Detectives Simple Story Scenes, ESV/NIV for each volume

This resource includes only 2-page overview for Bible Truth, the story scenes, and take home sheets. This is a great, basic resource for use at home and in many classroom teaching situations.

Deep Down Detectives Small Format Visual Aids, ESV/NIV (Small Format Storyboard Pictures) for each volume

This resource provides large, colorful signs of the key concepts used in the unit, PLUS, colorful storyboard (flannelgraph) pictures to cut out and use as you tell each story. These storyboard pictures are for use with storyboards at least 24" x 36" in size.

Deep Down Detectives Large Format Visual Aids, ESV/NIV (Large Format Storyboard Pictures) for each volume

This resource provides large, colorful signs of the key concepts used in the unit. It also provides colorful storyboard (flannelgraph) pictures to cut out and use as you tell each story. These storyboard pictures are for use with storyboards 36" x 48" in size.

All of these materials may be photocopied for non-commercial church, classroom or school use by licensed users.


Other Resources in the Praise Factory Family of Curriculum

Deep Down Detectives is the second in a family of three, inter-related curriculums:

- Hide 'n' Seek Kids (focus group: ages 2-4; adaptable range: ages 2-pre-K 5's)
- Deep Down Detectives (focus group: ages 4--6's; adaptable range: ages 3-2nd grade)
- PFI: (focus group: grades K-5th grade; adaptable range: pre-K 5's-6th grade)

Each curriculum teaches the same biblical themes, but are presented in greater depth as the children grow and develop. Together, the curriculums work like an expanding spiral of truth that returns to reinforce the same truths with each curriculum, yet leading the children to deeper understanding with each step up.

Learn more about these curriculums as well as other resources and ideas for reaching children with the gospel at: www.praisefactory.org.

 <h2 style="text-align: center;">DEEP DOWN DETECTIVES</h2> <p style="text-align: center;">designed for ages 4-6, often used with ages 3-7</p> <p style="text-align: center;">the second of 3 curriculums in the Praise Factory family</p> <p style="text-align: center;">downloads and hard-copies available through www.praisefactory.org</p>	<h3 style="text-align: center;">DEEP DOWN DETECTIVES SESSION OVERVIEW</h3> <p>Session Format: Circle Times, Free Play and Your Choice of Activities Each session is structured around Circle Time and Free Play Time. Circle Times are used to introduce and review the concept, Bible verse, Bible story, and the ACTS prayer. (A prayer including <u>A</u>dooration, <u>C</u>onfession, <u>T</u>hanksgiving, and <u>S</u>upplication related to the Bible truth they are learning.) Free play is not only enjoyable, but also helps to replenish attention spans and prepare the children for more group listening later in the session. Every session also includes lots of response activities that you may choose to use during free play time to add as much reinforcement as best suits your children. Each Deep Down Detectives session follows the same four-part format, as described here:</p> <p>PART 1: Getting Started A time to welcome the children to the class, enjoy free play, music, and/or play a Bible verse game.</p> <p>PART 2: Opening Circle Time The children are gathered together for their primary teaching time. The Big Question and Bible Truth (and related songs) are introduced. A listening assignment* is given, the Bible story told, then the listening assignment answered at the end of story time.</p> <p>PART 3: Free Play/Activity Time The children participate in free play and/or response activities.</p> <p>PART 4: Closing Circle Time The children gather together for a brief review of what they have learned and a closing prayer. Teachers give out take home sheets as children are dismissed.</p> <p>*As with the other two Praise Factory curriculums, Deep Down Detectives has a few detective-ish elements to it. (1) There is the "Big Question Briefcase" that contains the key concept visual aids and the Bible storyboard pictures that the teacher uses as he teaches. And (2), Each story is called "The Case of the" and comes with "Detective Dan's Listening Assignments." These are listening assignments to be solved as the children listen to the story. There are 3 different listening assignments--one for each of the 3 sessions of curriculum included with each Deep Down Detectives Bible Truth. These questions are especially good for use with three-year-olds or older preschoolers.</p> <p>Session Length The resources for each Deep Down Detectives session--as described in the lesson plan--are designed for a 60 to 90 minutes session. However, they can be easily tailored to fit a shorter or longer session.</p>
<h3 style="text-align: center;">DEEP DOWN DETECTIVES... AT A GLANCE</h3> <ul style="list-style-type: none"> • Teaches the 16 Biblical (theological) themes used in all three Praise Factory curriculums, but in greater depth than in Hide 'n' Seek Kids. Each of these themes is presented as a "Big Question and Answer." • Each theme is taught as a series of Bible truths that develop the theme. There are 69 Bible truths in all. • There is one Bible story and one Bible verse for each of the 69 Bible truths. All of the Bible verses are set to music, which can be a great aid in learning and remembering them. • There are three sessions of curriculum per Bible truth. Use as few or as many as you want. Each is jam-packed with activities. • The multiple sessions give children the time they need to really learn each truth. The new activities keep the learning fresh each session. • The curriculum for each Bible truth comes with a fully-scripted lesson plan, beautiful storyboard pictures, games, crafts, take-home sheets, and lots of music. • The curriculum is flexible and is easily adaptable to many different teaching settings. • Both downloads and hard copies available. 	

Note: *If desired, you can start out each of the 16 units of Deep Down Detectives with one session (or more) from Hide 'n' Seek Kids curriculum. This creates a nice introduction to the over-arching theme for each unit. It would also add 16 or more sessions to the curriculum.

DEEP DOWN DETECTIVES SCOPE AND SEQUENCE			
UNIT	BIBLE TRUTHS TAUGHT	UNIT	BIBLE TRUTHS TAUGHT
<p>Unit 1: The God Who Reveals Himself Q: How Can I Know What God Is Like? A: He Shows Me What He's Like!</p>	<ol style="list-style-type: none"> 1. By the Heart He Gave Me to Know and Love Him 2. In Everything I See All Around Me 3. In the Bible, the Perfect Word of God 4. Through His Very Own Son, Jesus Christ 	<p>Unit 9: Jesus Christ, Immanuel, God with Us Q: What Did Jesus Come to Do? A: Jesus Came to Bring Us to God!</p>	<ol style="list-style-type: none"> 1. He Left His Home in Heaven to Save Us 2. He Never, Ever Disobeyed God 3. He Taught about God and Did Amazing Things 4. He Died on the Cross for His People's Sins 5. He Rose from the Dead 6. He Went Up to Rule in Heaven
<p>Unit 2: God's Wonderful Word, the Bible Q: What's So Special about the Bible? A: It Alone Is God's Word!</p>	<ol style="list-style-type: none"> 1. God Made Sure It Was Written Down Just Right 2. It Tells Us about God and His Plans 3. God Uses It to Save His People 4. God Uses It to Change His People 	<p>Unit 10: The Holy Spirit: The Indwelling God Q: What Does the Holy Spirit Do in God's People? A: He Changes Their Hearts!</p>	<ol style="list-style-type: none"> 1. The Holy Spirit Lives in God's People 2. The Holy Spirit Gives God's People Courage 3. The Holy Spirit Gives God's People Wisdom 4. The Holy Spirit Builds God's Church
<p>Unit 3: The Good News of God, the Gospel Q: What Is the Gospel? A: Salvation through Faith in Jesus Christ!</p>	<ol style="list-style-type: none"> 1. God Made Us and We Should Obey Him 2. We Have All Disobeyed God and Deserve His Punishment 3. God Sent Jesus to Pay for God's People's Sins 4. God Saves All Who Repent of Their Sins and Trust in Jesus 	<p>Unit 11: The God Who Saves Q: How Can We Be Saved? A: It Is God's Free Gift!</p>	<ol style="list-style-type: none"> 1. When We Trust in Jesus as Our Own Savior 2. When We Tell God Our Sins and Turn Away from Them 3. When the Holy Spirit Works in Our Hearts
<p>Unit 4: The God Like None Other Q: Can Anybody Tell Me What the LORD Is Like? A: He's Not Like Anyone Else!</p>	<ol style="list-style-type: none"> 1. He Is a Glorious Spirit 2. He Is the One, True God 3. He Is God the Father, Son and Holy Spirit: One God, but Three Persons 4. He Is Everywhere, All the Time 5. He Knows Everything There is to Know 6. He Is Perfectly Holy, Purely Good 7. He Can Do Anything He Wants to Do 8. He Is Always Faithful, Through and Through 	<p>Unit 12: God's People Live for Him Q: How Should God's People Live? A: They Should Live Like Jesus!</p>	<ol style="list-style-type: none"> 1. By Asking God for His Help 2. By Loving Him Most of All 3. By Loving Other People as God Has Loved Them 4. By Trusting God and Being Happy with What He Wants 5. By Learning God's Word and Obeying It 6. By Saying "No" to Disobeying God 7. By Telling the Good News of Jesus 8. By Making Much of God
<p>Unit 5: God, the Good Creator Q: Can You Tell Me What God Made? A: God Made All Things Good!</p>	<ol style="list-style-type: none"> 1. He Made Everything Good in Heaven and Earth 2. He Made People in a Special Way 	<p>Unit 13: The Sustaining God Q: Why Do God's People Keep Believing in Him? A: It Is God's Sustaining Grace!</p>	<ol style="list-style-type: none"> 1. God Alone Sustains His People 2. God the Father Promises to Help His People 3. Jesus Provides God's People with Everything They Need to Live for Him 4. The Holy Spirit Works in His People 5. The Word of God Grows God's People 6. God Uses His People to Strengthen and Comfort Each Other
<p>Unit 6: God, the Just and Merciful Q: How Did Bad Things Come into God's Good World? A: Bad Things Came Through Sin!</p>	<ol style="list-style-type: none"> 1. When Adam and Eve Chose to Disobey God 2. When It Spread to the Whole World 	<p>Unit 14: The God Who Delights in Our Prayers Q: How Does God Want Us to Pray? A: Every Night and Day!</p>	<ol style="list-style-type: none"> 1. He Wants Us to Praise Him 2. He Wants Us to Confess Our Sins to Him 3. He Wants Us to Thank Him 4. He Wants Us to Ask Him to Do Great Things
<p>Unit 7: The God Who Saves Q: How Can We Be Saved? A: It Is God's Free Gift!</p>	<ol style="list-style-type: none"> 1. When We Tell God Our Sins and Turn Away from Them 2. When We Trust in Jesus As Our Own Savior 3. When the Holy Spirit Works in Our Hearts 	<p>Unit 15: God's People Gather Together Q: Why Do God's People Go to Church? A: To Worship God and Love One Another!</p>	<ol style="list-style-type: none"> 1. By Praising God for Jesus' Win over Death 2. By Learning from God's Word, the Bible 3. By Caring for Each Other's Needs 4. By Telling What God Has Done and Praying 5. By Baptizing People Who Trust in and Live for Jesus 6. By Remembering Jesus Died to Save Them
<p>Unit 8: The God Who Loves Q: What Is God's Love for His People Like? A: It's More than They Could Ever Deserve!</p>	<ol style="list-style-type: none"> 1. He Gave His Son, Jesus to Save Them 2. He Always Takes Care of Them 3. He Uses Their Sadnesses for Good 4. He Will Never Stop Loving His People 	<p>Unit 16: Jesus, the Returning King Q: What Will Happen When Jesus Comes Back? A: God Will Make Everything New!</p>	<ol style="list-style-type: none"> 1. Jesus Will Judge All People Fairly 2. God's People Will Live Happily with God Forever

Session Prep (especially good for newbies!)

Pray!



Pray for the Holy Spirit to be at work in your and the children's hearts.

Review



If new to the curriculum, look at the **Getting Started with Deep Down Detectives section of the Core Curriculum book**. (p.5) It will be especially helpful to read through the Deep Down Detectives section of **The Praise Factory Tour: Extended Version Book**. This is a visual way to understand what goes on in the classroom. (A pdf of the book is found in the samples section on the website.)

Look through and Learn the Lesson



Read over **lesson plan**. Practice any **songs or action rhymes** you are using. Choose/make up motions to go with these. Choose less with younger children and more with older preschoolers. **Practice the lesson with the visual aids** and using the Big Question Box/Briefcase.

Read and Rehearse the Bible Story with Pictures



Read the Bible story from the Bible. Read the curriculum version. Practice telling it with the storyboard pictures. (If you have not previously laminated the story pictures, do that now.) Or, rehearse it from the Simple Story Scenes, if you are using those.

Let There Be Music



Download the music and listen to the songs. Choose which of the songs you will use with the children. If using live musicians, make sure they have the sheet music (Appendix A, Core Curriculum book).

Put the Props in Place



1. Prepare your Visual Aids. Put the Big Question, Unit Bible Truths, Bible Truth, Bible Verse, and Listening Assignment signs, as well as the Bible Story script in one side of the Bible folder.
2. Get out your storyboard. If using Simple Story Scenes, put these in your Bible Folder. Or, if using the individual storyboard figures, put all background pictures in place (they have a BG by the number). Put the rest of the storyboard pictures (these have a SB by the number) in order of use in the other side of the Bible folder.
3. Put the DDD Bible Folder as well as the Big Question sign in the Big Question Box/Briefcase and shut it. If your box/briefcase has locks and you want to use the unlocking the box as part of your session, lock it now....but make sure you have the key or know the code first.
4. Prepare the music CD or sheet music or mp3 device for use in your session.

Set Out Free Play Activities



Choose and set up free time activities you will use with the children. Choose a variety of different activities that will be enjoyed by different types of children. Rotate the activities you provide to keep them interesting and fresh to your children. (Suggestions in Appendix D, Core Curriculum books.)

Prepare Any Activities



Choose which (if any) of the Bible Truth games and crafts activities you want to use in the session. Bear in mind your time frame as well as the developmental abilities and attention span of your children as you decide which/how many to prepare. **Look over the Discussion Sheet** and choose a few questions you might use to spark discussion with the children as they do their activities (especially good for ages 3's+). Pray for God to give you opportunities to talk about these things with the children.

Let Them Take It with Them



Make copies of the craft/take home sheets, if you are not already using them as one of your activities. You may also want to make copies of the story (see take-home version of each story included in Appendix C with the other take home resources) to have for parents to use with their children at home. There's a link on each craft/take home sheet to the story, if you don't make hard copies.




Store It



After your session is over, collect the resources and store them for future use. This curriculum can be used over and over for years to come.

Learning More about Deep Down Detectives Curriculum, by Resource

The extra-depth information starts here! This section will describe important features of the Deep Down Detectives curriculum. Look at each resource in the Deep Down Detectives Core Curriculum and Visual Aid books as you read below. **This first section takes a look at the major resources used in presenting the curriculum.**

<p>Scripted Lesson Plan</p>  <p><i>Found in the Core Curriculum books</i></p>	<p>There are three lessons of curriculum provided for each Bible Truth. Since much of the text is the same for all three lessons, only one lesson plan is needed. The different activities for each lesson are noted where they occur. The lesson plans are fully-scripted. This helps even the most inexperienced teacher to know what to say and do. They train your teachers in what to say and do, every step of the way. Notice the green squares with numbers found in the left side bar of the lesson plan. These are references to the visual aids the teacher can use with the children as she teaches.</p>
<p>Visual Aids</p>  <p><i>Resources found in the Deep Down Detectives Visual Aids books</i></p>	<p>Visual aids are very important in the Deep Down Detectives curriculum. They help the children learn, and keep them focused and interested. Visual aids also help even the newest teacher teach with greater ease. All of the visual aids are used with the Big Question Box/Briefcase and are revealed as the lesson progresses. They include the Big Question and Answer sign, the Unit Bible Truths sign, the Bible Truth sign, the Bible Verse sign, the Listening Assignments (used as the children listen to the Bible story), and the storyboard pictures used with the Bible story.</p>
<p>Big Question Box/ Briefcase</p>  <p><i>Directions for making this are found in the back of the Deep Down Detectives Core Curriculum books</i></p>	<p>The Big Question Box/Briefcase is a simple box with a lid that you buy or make; or, you can use a briefcase with a combination lock (kids love this!). Inside the Big Question Box/Briefcase are the props for key teaching concepts (Big Question and Answer; Unit Bible Truths, the Bible Truth concept, the Bible verse and Bible story. While not absolutely necessary, the Big Question Box adds a lot of interest to the lesson.</p>
<p>Deep Down Detectives "Bible" Folder</p>  <p><i>Directions for making this are found in the back of the Deep Down Detectives Core Curriculum and Visual Aids books</i></p>	<p>The Deep Down Detectives "Bible" Folder is a large, homemade folder made from a 22" x 28" piece of poster board. Images for the front and back of this mock Bible can be glued in place. 8.5" x 11" front and back cover images are included in the Deep Down Detectives Visual Aids in the back. Larger versions of the front and back covers are found online for download with the resources for each unit.</p> <p>Inside this over-sized folder, the teacher places the Bible Verse, the Listening Assignment for the Bible story, the text to the Bible story and the storyboard pictures. The point of this Bible folder is for children to begin to grasp that the truths they are learning come from the Bible.</p>
<p>Simple Story Scenes, Storyboard & Storyboard Pictures</p>  <p><i>Directions for making these are found in the back of the Deep Down Detectives</i></p>	<p>Beautiful storyboard pictures have been created for you to put up on a feltboard to bring the story alive. (These figures are also used in the Bible Story Review Game.) The storyboard pictures are found in the Deep Down Detectives Visual Aids Book for each unit. See Core Curriculum Appendix E for preparation instructions.</p> <p>Simple Story Scenes are the easiest way to use the pictures. Each story is simply told with book-like illustrations and story text along the bottom.</p> <p>If you want a more traditional flannelgraph approach, choose the Storyboard Pictures. These are individual figures that let you build your own scene and allow kids to help put up the pictures. Fun, but they are more work. There are two, different sizes of storyboard pictures you can choose from. Small Format for the smaller class or home setting. Large Format, for a larger class.</p>

Learning More about Deep Down Detectives Curriculum, by Resource

Two, Colorful Ways to Present the Story: Story Scenes OR Storyboard (Flannelgraph) Pictures



Directions for making these are found in the back of the Deep Down Detectives Core Curriculum and in the Visual Aids books

Beautiful **pictures** have been created to help you bring the story alive.

The Deep Down Detectives Visual Aids and Story Scenes Book for each unit is the easiest way to access these pictures. Ten, colorful, 11" x 17" scenes with text on back can be held up as you tell the story. Each comes as two, 8.5" x 11" sheets which are taped together to create each 11" x 17" scene. Quick to prepare. Easy to use.

Or, you can use the **Storyboard Pictures**, which are individual, flannelgraph pieces that you put up on a felt storyboard as you tell the story. There are **two, different sizes of storyboard pictures** you can choose from. **The pictures in the Deep Down Detectives Small Format Visual Aids books fit on 24" x 36" to 36" x 48" storyboards.** Plenty for a smaller class or home setting. Or, for **larger classroom settings**, choose **The pictures in the Deep Down Detectives Visual Aids (Large Format Storyboard pictures) books work best on a storyboard that is AT LEAST 36" x 48".**

Those with less prep time or with less experience teaching may feel more at ease with the Storybook Scenes. The storyboard pictures do take time to cut out and laminate. You do need to take time to learn to tell the story with them. But, the children love watching the story unfold as you put up the storyboard pictures. And, they can take an active role in helping put them up, which is of great, educational benefit. We (CHBC) actually use both. We love to tell the story with the Story Scenes; then, we have the children review the story by reconstructing it with the Storyboard Pictures. They are like a big puzzle that kids love to put together. Either or both are all great options.

Deep Down Detectives Music



Songs for each unit found in the back of the Core Curriculum book

Lyrics and sheet music for the songs used with each unit are actually included within the Deep Down Detectives Core Curriculum books in Appendix A.

Deep Down Detectives Audio mp3's



Resources found online only with the resources for each unit

The audio music for each unit is **included in a zip file** found on the Praise Factory website with the resources for each Deep Down Detectives unit.


Download the zip file from the website to a desired location on your computer. Open the zip file by choosing the "extract" option (often shows up when you right click your mouse over the file.) Once they are extracted, you can access them.

You also can play the songs right off of the website from the Deep Down Detectives "Just Music" section.


Or, you can download the QR code sheet of songs used with each Bible Truth.

Learning More about Deep Down Detectives Curriculum, by Activity

This section describes the activities offered in the Deep Down Detectives curriculum, in order of use. Look at them in the Deep Down Detectives Core Curriculum and Visual Aids books as you read below.

<p>Intake Activities</p> 	<p>These are activities that help the children settle in their class and get ready for learning. They are open-ended so that any child can join in as they are checked into class. Younger children typically do a free time activity.</p> <p>Older children typically play a Bible Verse Memory Game or take part in the Sing-along Music Time. Adding the Music, Movement & Memory Activity to the singing can be especially enjoyable for these children.</p> <p>Both the Bible Verse Memory Game and the Music, Movement & Memory Activity are some of the games included in the Response Activities section of the lesson plan. There are three sets of these games suggested, enough for a new set of game for each of the three lessons included with each Bible Truth. Game directions are found in Appendix B of each Deep Down Detectives Core Curriculum book.</p>
<p>The Classroom Song</p> 	<p>Transitions between activities can be difficult, particularly for preschoolers. The Classroom Song is a simple song with four verses used at transition times to make transitions easy and fun.</p> <p>Verse 1: The Gathering Verse invites the children to gather together to worship God. Verse 2: The Go and Play Verse dismisses the children to play time. Verse 3: Time to Go & Tell Verse transitions the children to Closing Circle Time. It is used not only to help them remember what they have learned in class, but also to go and tell others what they've learned Verse 4: What's Our Big News Verse asks the children to think about what they will go and tell others as they are dismissed.</p> <p>The lyrics to the Classroom Song are included in the lesson plan. Large format lyrics and sheet music are included in Appendix A of each Deep Down Detectives Core Curriculum book. An audio version of each verse is included in the unit music.</p>
<p>The Deep Down Detectives Theme Song</p> 	<p>Circle Time opens with the curriculum theme song. It reminds the children what their learning time is about. The lyrics to the Classroom Song are included in the lesson plan. Large format lyrics and sheet music are included in Appendix A of each Deep Down Detectives Core Curriculum book. The song audio included with the rest of the unit songs.</p>
<p>The Classroom Rules Song</p> 	<p>A major challenge and important goal with preschoolers is teaching them how to act in a more formal, group teaching setting. Remember this and do not let yourself become frustrated. Your work with the children now will make way for easier teaching as they get older. Reviewing simple and clear classroom rules, then praying for God's help with the children is a great way to start every session. During the rest of the session, you may want to refer back to the rules, praising the children when they are keeping them well or reminding them of the rules when addressing problems.</p> <p>The Classroom Rules Song provides a simple, fun to sing/say chant of class rules. It helps remind children of the behavior expected of them in class.</p> <p>The lyrics to the Classroom Rules Song are included in the lesson plan. Large format lyrics and sheet music are included in Appendix A of each Deep Down Detectives Core Curriculum book. The audio for this song is included in the unit music.</p>

Prayers



Two prayers are used in each session: **an Opening Prayer and an Unit ACTS** prayer.

The Opening Prayer stays the same for every session of Deep Down Detectives. It is a prayer asking for God’s help to keep the class rules and to learn about Him.

The Opening Prayer can be introduced with the **“Let’s Pray!” Song/rhyme**.

The ACTS Prayer changes with each Bible Truth. It is called an ACTS prayer because it incorporates four elements of prayer: Adoration (praising God for who He is); Confession (asking forgiveness for our sins); Thanksgiving (thanking God for what He’s done, especially through Jesus); and, Supplication (asking God to do great things). It centers around the Bible Truth the children are learning. The ACTS prayer for each Bible Truth can be introduced by the **ACTS Prayer Song**, which helps familiarize the children with the four elements of prayer represented by A,C,T, and S.

The lyrics to “Let’s Pray” and the “ACTS Prayer Song” **are included in the lesson plan. Large format lyrics and sheet music are included in Appendix A of each Deep Down Detectives Core Curriculum book. The audio for these songs is in the unit music.**

The Big Question & Answer



The Big Question Box Song



The Big Question and Answer is introduced by the use of a 8½”x 11” two-sided **Big Question and Answer sign**. This sign is hidden in **The Big Question Box/Briefcase**, a simple box with a lid you can buy or make; or, a briefcase. (Suggestions for making or buying one included in the Core Curriculum books in Appendix E).

The children sing/say the **Big Question Box/Briefcase Song**, then the teacher or a designated child opens the box/briefcase and gives it to the teacher to hold up and read to the children. The teacher and children then sing the **Big Q & A Song**: the Big Question and Answer set to the tune of a familiar nursery rhyme.

The words to the Big Question Box Song **are included in the lesson plan. Large format lyrics and sheet music are included in Appendix A of each Deep Down Detectives Core Curriculum book. The audio for this song is included the unit music.**

Big Question Action Rhyme and Song



The meaning of the Big Question and Answer is explained by use of an action rhyme. The action rhyme includes actions that you can do as you say it. Use as few or as many of the actions as you deem appropriate for your children.

Or, you can sing the **Big Question Song**, which incorporates the same concepts into a song.

The lyrics to the Big Question Song **are included in the lesson plan. Large format lyrics and sheet music are included in Appendix A of each Deep Down Detectives Core Curriculum book. The audio for this song is in the unit music.**

Unit Bible Truths



Having learned the Big Question and Answer for the unit, now it’s time to introduce the Bible Truths about this Big Question that the children will be learning. The teacher holds up the **Unit Bible Truths sign** that show all the Bible Truths in the unit. (There are anywhere from two to eight truths in a unit). He tells the class that these are the truths they will be learning about the Big Question, one by one. This helps the children to group the truths together and review what they are as they progress through the unit.

The Bible Truth Clue Sign



Having shown the children all the Bible Truths, the teacher is now ready to focus in on the one of the Bible Truths. The teacher/designated child will take the **Bible Truth Clue sign out of the Big Question Box/Briefcase** and show it to the class. At first, he only shows them the words on the top of the sign (use one hand to cover up the answer along the sign's bottom). He reads the words along the top, emphasizing the word that is missing. The class listens to the clue hint and works together to come up with the missing word. The teacher reveals the answer, then reads the meaning of the Bible Truth off of the back of the sign (or from the lesson plan.) There are three lessons for each Bible Truth, allowing the children to learn and master the concept before moving onto the next one.

The Bible Chant



The kids prepare to hear teaching from the Bible by singing/saying **the Bible Chant Song**. This is a simple jingle that reminds the kids that the Bible is very special because it alone is God's Word.

The lyrics to the Bible Chant **are included in the lesson plan. Large format lyrics and sheet music are included in Appendix A of each Deep Down Detectives Core Curriculum book. The audio for this song is in the unit music.**

The Deep Down Detectives "Bible" Folder



After singing the Bible Chant song, the teacher/designated child pulls out the **Deep Down Detectives "Bible" Folder** from the **Big Question Box/Briefcase**. As explained previously, the point of this Bible folder is for children to begin to grasp that the truths they are learning come from the Bible. The Deep Down Detectives "Bible" Folder is a large, homemade folder made from a 22" x 28" piece of poster board. Images for the front and back of this mock Bible can be glued in place. Inside this over-sized folder, the teacher places **the Bible Verse, the Listening Assignment for the Bible story, the text to the Bible story and the storyboard pictures.**

The Bible Verse and Song



The first thing that the teachers pulls out of the "Bible" folder in the Bible verse. Only one Bible verse is taught with each Bible truth. This gives the children three lessons to really learn the verse and its meaning--not just hear it and forget it. The Bible verse is reinforced even more through **the Bible Verse Song**. This song is used as part of the regular teaching time in Circle Time, as well as in the **Music, Movement and Memory activities**, described next. These activities provide even more opportunities for learning the verse.

The lyrics to the Bible Verse Song **are included in the lesson plan. Large format lyrics and sheet music are included in Appendix A of each Deep Down Detectives Core Curriculum book. The audio for this song is in the unit music.**

The Bible Story and Resources



Only one Bible story is used in each Bible truth. Instead of tiring of hearing the same story for three lessons, the children are delighted to have a chance to master it.

Optional actions/questions are woven into the story text. Beautiful **storyboard pictures** have been created for you to put up on a feltboard to bring the story alive. (These figures are also used in the **Bible Story Review Game**.) The storyboard pictures are found in the **Deep Down Detectives Visual Aids books. Or, use Simple Story Scenes.**

Directions for making a homemade storyboard board and for making durable storyboard pictures are found in the Core Curriculum books.

While the same Bible story is used for all three lessons, there is a different "listening assignment" for each lesson. These are called **"Detective Dan's Listening Assignments."** (These listening assignments will probably be **too much for two year olds; can be useful in developing a three year olds listening skills; and, and are great for children older than this.**

Finish your story time by answering the listening assignment; sharing the gospel, and praying the ACTS (Adoration, Confession, Thanksgiving, Supplication) prayer; and, two response songs.

Story Response Songs



There is a hymn and a praise song that you may choose to close Opening Circle Time with. Each unit features a different pair of response songs, related to the unit Big Question and Answer. This gives the children many lessons to learn these songs. A short unit tie-in description is included with each song.

The words to these two songs **are included in the lesson plan. Large format lyrics and sheet music are included in Appendix A of each Deep Down Detectives Core Curriculum book. The audio for this song is in the unit music.**

Response Activities: Games and Crafts



After Opening Circle Time, the children can either enjoy free play (**see Core Curriculum Appendix D for suggestions**) or one of the many game or craft activities. The games and crafts are all created to help reinforce the truths the children have just learned in Circle Time. These are all created to help reinforce the truths the children have just learned in Circle Time.

There are **three, different games suggested for each lesson:** the Bible Verse Game, the Bible Story Game, and the Music, Movement & Memory Activity. And, there is a **simple coloring craft/take home sheet for each of the three lessons, as well as three extra crafts that can be used at any time.**

Because there are so many response activities, some teachers like to incorporate some of them as Intake Activities at the beginning of a session.

Let's look at each of these activities, starting on the next page.

**Response
Activities:
Games**



**The Bible Verse
Game**



**The Bible Story
Review Game**



**Music,
Movement &
Memory
Activity**



When Opening Circle Time ends, the children can either enjoy free play or one of the many game or craft activities. **The games are referenced in the lesson plans, but are listed in Appendix B at the back of each Deep Down Detectives Curriculum book. The crafts are referenced in the lesson plan, but instructions and any pages to be photocopied are found in Appendix C at the back of each Deep Down Detectives Curriculum book.**

Let's look at the games, then the crafts.

The Bible Verse Game helps the children learn the Bible verse and think about what it means. **The Bible verse games are referenced in the curriculum, but listed in Appendix B in each Deep Down Detectives Core Curriculum book.**

The **Bible Story Review Game** helps the children think about what they learned in the story. It uses the **Storyboard Pictures** from the Bible story. **The Bible Story games are referenced in the curriculum, but listed in Appendix B in each Deep Down Detectives Core Curriculum book.**

The Music, Movement & Memory Activities have the children do certain movement or use **simple homemade (or store bought) musical instruments**, as they sing songs or say the Bible verse. A **simple hymn** and **praise song** as well as the **Bible Verse Songs** and **Big Question Song** are suggested for use. A short blurb describing how each song ties in with the Bible Truth concept is given. **The Music, Movement & Memory Activities are referenced in the curriculum, but listed in Appendix B in each Deep Down Detectives Core Curriculum book.**

The lyrics and sheet music to these songs are included in the Core Curriculum books. The audio for these songs is found with each unit's music.

All three of these activities are part of a **collection of games that can be assembled ahead of time, then stored** for use throughout the curriculum on a rotation basis. This makes it easy to keep each lesson active and fun, but with less prep work. **A complete list of supplies need to make the games is included in later in this chapter and in Appendix B of each Core Curriculum book.**

**Response
Activities:
Crafts**

**Coloring Pages/
Take Home
Sheets**








There are both coloring pages/take home sheets as well as a few extra crafts available with each Bible Truth. **The crafts are referenced in the lesson plan, but instructions and any pages to be photocopied are found in Appendix C at the back of each Deep Down Detectives Core Curriculum book.**

A coloring page is provided for each of a Bible Truth's three lessons. On the back of each page are the key concepts, a few questions; an ACTS prayer; and, a song/s for parents to use with their children that act as a take home sheet. There is a different emphasis for each lesson's coloring sheet that corresponds with the listening assignment for the lesson:




- Lesson 1 Coloring Sheet Emphasis: The Bible Truth
- Lesson 2 Coloring Sheet Emphasis: The Bible Verse
- Lesson 3 Coloring Sheet Emphasis: The ACTS Prayer

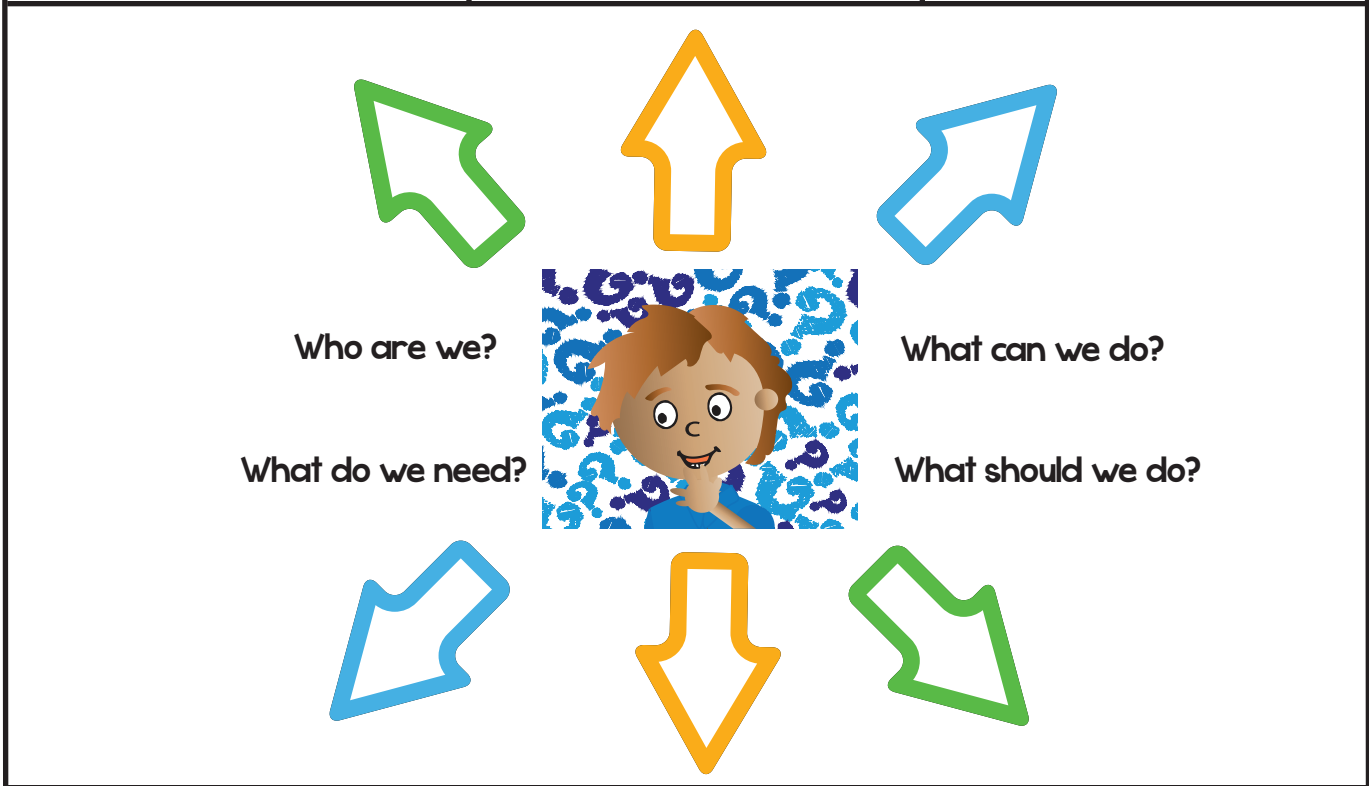
While these are simple, coloring sheets, they can be easily turned into something more. Upgrade your coloring sheet to a more interesting craft by offering simple embellishments, such as jiggly eyes, craft sand, glitter, glitter glue, colored paper dots (made with a hole punch), fabric scraps, etc. Make cut-to-size glued-on clothes, hair, etc. for characters by using a copy of the coloring sheet, cutting out the selected portions and making them the patterns for whatever you want to cut out of fabric, paper, foil, etc.




<p>Response Activities: Crafts Extra Crafts</p> 	<p>With each Bible Truth, there are three extra crafts included for use at any time.</p> <p>These are a Go-and-Tell Craft; a Bible Story Coloring Picture and a Bible Story Puzzle (which is the Storyboard Picture Placement page from the story, which you can cut out into the appropriate number of puzzle pieces for your children, then re-assembled by them).</p> <p>Like the other crafts in the curriculum, these extra crafts are referenced in the lesson plan, but instructions and any pages to be photocopied are found in Appendix C at the back of each Deep Down Detectives Core Curriculum book.</p>
<p>Response Activities: Discussion Sheet</p> 	<p>The discussion sheet contains questions about the key concepts used in the Bible Truth. These can be used to spark good conversation as the children are coloring. They can also be used as part of the games and other activities to add even more depth.</p> <p>They are most appropriate for use with children ages 3 and up.</p>
<p>Take Home Resources Coloring Pages/ Take Home Sheets</p>  <p>Take Home Version of the Bible Story</p> 	<p>There is a different coloring page/take home sheet for each of the three lessons provided for every Bible Truth. Each take home sheet has a slightly different emphasis, but they all include the key concepts and a few questions. They also tell parents where they can find the full script to Bible story and other resources on the Praise Factory website (in the Parents' Resource section for the curriculum), if they want to use them at home with their children.</p> <p>The front side is the coloring page and the back side is the take home sheet. The coloring pages/take home sheets are referenced in the lesson plan, but the pages to be photocopied are found in Appendix C at the back of each Deep Down Detectives Core Curriculum book.</p> <p>There is also a take home version of the story that you can give out along with the take home sheets. This is also available online in the Deep Down Detectives parents' resources section.</p> <p>This version of the Bible story is referenced in the lesson plan, but is included in Appendix C at the back of each Deep Down Detectives Core Curriculum book. It is also available online in the Deep Down Detectives Parent Resource section, as parents are reminded on each take home sheet along the bottom.</p>
<p>Music Resources Lyrics and Sheet Music</p>  <p>audio mp3's of the songs</p>	<p>Lyrics and sheet music for the songs used with each Bible Truth are included within the Deep Down Detectives Core Curriculum books.</p> <p>Each lesson plan includes the lyrics to the core songs used with each Bible Truth. Large format lyrics and sheet music for the songs is included in Appendix A of each Core Curriculum book.</p> <p>Frequently, the lesson plan references extra songs. The lyrics and sheet music to these extra songs are only found in Appendix A with the other unit songs.</p> <p>The songs can be downloaded from the praisefactory.org website. There are 16 zip files of mp3s of songs, one for each of the 16 Deep Down Detectives units. Or, you can download the QR code sheets of links to the songs.</p>

Customizing the Curriculum: Know Yourself to Know What You Need

A good, curriculum custom-fit starts with thinking carefully about those involved. Here are six, key factors to consider. (The Children’s Ministry Questionnaire will guide you through these issues in much greater depth.)

 <p>Your Children’s Abilities</p>	 <p>Your Teachers’ Agility</p>	 <p>Your Time Capacity</p>
<ul style="list-style-type: none"> + readers/pre-readers? + age groupings in the same class + attention span + exposure to the gospel? + etc. 	<ul style="list-style-type: none"> + teaching experience + experience with children + classroom experience + their own spiritual maturity + etc. 	<ul style="list-style-type: none"> + Thirty minutes or one hour? + Once a week/five days a week? + A camp session/a V.B.S + School year/a full year? + etc.










 <p>Your Teaching Locality</p>	 <p>Your Ministry Priorities</p>	 <p>Your Practicalities</p>
<ul style="list-style-type: none"> + Home, church or school? + Urban, suburban or rural? + Storage space available? + Classroom size? + etc. 	<ul style="list-style-type: none"> + Who gives you spiritual oversight? + What do they want you to teach? + Are they willing to look over the curriculum/help find and screen teachers? + etc. 	<ul style="list-style-type: none"> + What is your budget? + Who will prepare the curriculum? + How much time do they have? + Is there anyone willing/able to oversee the start up and implementation of a new curriculum?

Customizing the Curriculum: Build-Your-Own-Curriculum Sandwich



You've thought about who you are, what you need, what you can do, and what you can should do. Now it's time to customize your own curriculum version. We like to think of this process as similar to creating your favorite sandwich. Start with what you know has to be there, then add in extras until you get just what you want. You might be a "meat-only" sandwich, needing only the very basics of the curriculum. Or, you want "the works"--the whole curriculum, just as it is written. Many people use something in between. The important thing is to keep in mind the specifics of your teachers; your children; your time constraints; and, your ministry situation. Then build your own version of Deep Down Detectives that works best for you. Bon appetit!

<p>1. Start with the Meat: Core Curriculum</p> 	<p>Resources:</p> <ul style="list-style-type: none"> • Big Question and Answer • Bible Truth • Bible Verse • Bible Story 	<p>These are the backbone of biblical truth for the curriculum. You really only have to have these. Everything else is extra!</p>
<p>2. Choose Your Cheese: Response Activities</p> 	<p>Resources:</p> <ul style="list-style-type: none"> • Bible Memory Game • Bible Story Review Game • Music, Movement & Memory • Crafts 	<p>Response activities are second in importance only to the "meat." They are enjoyable, hands-on activities that help the children learn and retain the "meat" of biblical truths.</p>
<p>3. Add the Lettuce: Intake Activities</p> 	<p>Resources:</p> <ul style="list-style-type: none"> • Free Play • Activity Centers • Unit Songs • Bible Memory Game 	<p>Intake Activities are a nice addition to your curriculum "sandwich", but you don't have to have them. They often help the children settle better in class and prepare them for learning.</p>
<p>4. Throw on Extra Veggies: Zesty Extras</p> 	<p>Resources:</p> <ul style="list-style-type: none"> • Deep Down Detectives Song • Classroom Rules Chant • The Big Question Box Song • The Bible Song • Let's Pray Song • ACTS Prayer Song 	<p>These are few extras that add zest to the curriculum. The Classroom Rules Song is especially helpful for reminding the children of expected classroom behavior in a fun way.</p>
<p>5. Spread on Condiments: Transitions</p> 	<p>Resources:</p> <ul style="list-style-type: none"> • The Classroom Song (4 verses) 	<p>Harnessing the transition points in your curriculum can make teaching much easier for your teachers and actually fun for your kids. The Deep Down Detectives curriculum uses music to structure and teach the children through every transition.</p>
<p>6. Choose Your Bread: Curriculum Presentation Features</p> 	<p>Resources:</p> <ul style="list-style-type: none"> • Big Question Box/Briefcase • Storyboard Flannelgraph Pictures or Story Scenes 	<p>These are resources that are used to present the curriculum to the children. They help keep the children focus and make the learning more visual and interactive.</p>
<p>7. Prepare It for Carry Out Take Home Resources</p> 	<p>Resources:</p> <ul style="list-style-type: none"> • Coloring Sheet/Take Home Sheet for each lesson • Take Home version of each story 	<p>Take home resources are a great way for parents to know what their children are learning and to provide them with a tool for further discussion.</p>

Common Customizations: Age Groups

Having considered these questions, put this information to work to build your version of the curriculum.

Here are some ways we have customized the curriculum or seen it customized by others:

CUSTOMIZE BY: Age Group	
2 year olds	<p>GENERAL OBSERVATIONS: You are doing well just to get these children to begin to sit as a group. Build up to this, as they get adjusted to a classroom setting. Set your expectations LOW! Helping the children learn how to be a group prepares them for learning more later and even more being able to join in the church service better. This, by itself, is a job well-done.</p> <p>NUMBER OF LESSONS OF A BIBLE TRUTH USED: All three lessons for sure! Repetition is great for these kids! But, if you go at this rate, you will not get very far through the 70 Bible Truths in a year. Consider using Hide 'n' Seek Kids instead.</p> <p>SUGGESTIONS FOR HOW TO USE THE CURRICULUM:</p> <p>Opening Activity Time:</p> <ul style="list-style-type: none"> • Free play time as they come to class • You can have unit music playing in the background • Use the Classroom Songs to begin to teach them about transitions <p>Opening Circle Time:</p> <ul style="list-style-type: none"> • Use the Big Question Box/Briefcase • Teach them the Big Question • Sing the Big Question Song (short, nursery rhyme version) • Teach them the Bible Truth • Tell them the Bible Verse (maybe sing the song) • Tell the Bible story, using the storyboard • Do not expect these children to be able to do the listening assignment. • End with the ACTS prayer or an even shorter prayer, if attention is lagging. <p>Response Activity Time:</p> <ul style="list-style-type: none"> • Dismiss to free play time. • You can have unit music playing in the background. • Offer the coloring sheet/take home sheet craft after they have played for a while. • You MIGHT be able to weave a few of the discussion questions into your conversations with the children as they play or do their coloring sheet... but don't count on it. It's just fine if they don't! They are only two years old! <p>Closing Circle Time:</p> <ul style="list-style-type: none"> • Use the Classroom Songs to gather them back together. • Ask them the Big Question and Answer, tell them the Bible Truth, and sing the short Big Question Song again. • End with the ACTS prayer or an even shorter prayer, if attention is lagging. <p>Dismissal:</p> <ul style="list-style-type: none"> • Give out the take home version of the Bible Story, the day you start a new Bible Truth. • Give out coloring sheet/take home sheet for the lesson.

Common Customizations: Age Groups

CUSTOMIZE BY: Age Group	
3 year olds	<p>GENERAL OBSERVATIONS: This age group can enjoy much of this curriculum.</p> <p>NUMBER OF LESSONS OF A BIBLE TRUTH USED: All three lessons for sure! Repetition is great for these kids! But, if you go at this rate, you will not get very far through the 70 Bible Truths in a year. Consider using Hide 'n' Seek Kids instead.</p> <p>HOW TO USE THE CURRICULUM: As written, except... the listening questions will be a new concept to this children of this age. This is the new skill you will be working on to give the children. It may take a while to get them used to holding on to a question or two as they listen. You might even want to remind them of the questions as you read the story. (This is another way we help these children prepare to gather with the congregation and be ready to learn from a sermon. And, be careful not to overwhelm them with too many discussion questions. Choose a few and repeat them when playing the games. Add in more as they master the answers to your initial ones.</p>
4-5 year olds OR 2-5 year olds as one class	<p>GENERAL OBSERVATIONS: 4-5 year olds: The concepts of the curriculum were especially created with this age group in mind.</p> <p>2-5 year olds as one class: You are combining children with fairly different developmental abilities. While one teacher is teaching, the other teacher may need to be quietly tending to the 2 year olds as their attention span fades.</p> <p>NUMBER OF LESSONS OF A BIBLE TRUTH USED: These children will do best with 2-3 lessons of the three included with each Bible Truth. We do two concepts per month of Sundays. That 2 lessons from Bible Truth, then 2 lessons from the next Bible Truth. Or, in months with five Sundays, you would choose to do 2 lessons from one Bible Truth and 3 lessons from the next. You will complete the curriculum in about 2 1/2 years at this rate.</p> <p>HOW TO USE THE CURRICULUM: As written. You can introduce the longer, full Big Question Songs, not just the short nursery songs with children.</p> <p>And, for those who have combined 2-5 year olds, having the children do the suggested actions that go with the full, Big Question Songs can be a great chance for the little 2-year-olds to get some wiggles out.</p>

Common Customizations: Age Groups

CUSTOMIZE BY: Age Group

pre-K & K

GENERAL OBSERVATIONS:

The concepts of the curriculum were especially created with this age group in mind.

NUMBER OF LESSONS OF A BIBLE TRUTH USED:

These children will do best with 2 lessons of the three included with each Bible Truth. We do two concepts per month of Sundays. That 2 lessons from Bible Truth, then 2 lessons from the next Bible Truth. Or, in months with five Sundays, you would choose to do 2 lessons from one Bible Truth and 3 lessons from the next. **You will complete the curriculum in about 2 1/2 years at this rate.**

HOW TO USE THE CURRICULUM:

As written. You can introduce the longer, full Big Question Songs, not just the short nursery songs with children.

K-2nd grade

GENERAL OBSERVATIONS:

The concepts of the curriculum can still very good for this age group, but you are bumping up against its outer limits. I would move on to Praise Factory Investigators, if I was using Deep Down Detectives with the preschoolers. However, if this curriculum is being introduced with this age group, it will be great for them.

NUMBER OF LESSONS OF A BIBLE TRUTH USED:

These older children will do best with 1 to 2 lessons of the three included with each Bible Truth. You will probably bore them if you repeat beyond this point.

HOW TO USE THE CURRICULUM:

Definitely introduce the longer, full Big Question Songs, not just the short nursery songs with this group.

I would either do:

two, full lessons per Bible Truth;

OR,

I would do one full lesson per Bible Truth, then use the Opening Activity time of the next session to review the previous session's concepts by playing the Bible Story game/ Bible Verse Review Game/singing the songs). I would then introduce the next Bible Truth concepts in Opening Circle Time.

Common Customizations: Teaching Situations

CUSTOMIZE BY: Teaching Situation	How to Structure the Curriculum
<p>Single Session One, 60-90 minute session on a lesson, in one day, once a week examples: Sunday School, Church Hour, Mid-week programs</p>	<p>As written. If you do not really have 60 minutes of actual teaching time, you will need to choose what not to use. Choose what you think is most important to have in your session, then continue to add in elements until you have filled up your time budget.</p>
<p>Double Session Two 60-90 minute sessions, on the same lesson, in one day, once a week examples: Sunday School PLUS Church Hour OR, Sunday Morning PLUS Sunday Evening OR, Sunday Morning PLUS Wednesday Evening</p>	<p><i>(This is how we use the curriculum here at CHBC)</i></p> <p>First session of the Double:</p> <ul style="list-style-type: none"> • Use Opening Activity • Opening Circle Time • And choose an activity • Fill in extra time with free play activities <p>snack and potty break</p> <p>Second session of the Double:</p> <ul style="list-style-type: none"> • Review Opening Circle Time • Choose another activity • Fill in extra time with free play activities
<p>Daycare/Schools Bible Class</p>	<p>Schools vary in how many days they teach Bible. Some will have a daily Bible class. Others, will have it only certain days.</p> <p>Here's a suggestion for one Bible Truth a week, 5 days a week Bible class for preschoolers:</p> <p>Typically, each session you will be:</p> <ul style="list-style-type: none"> • Reminding the children of the Big Question and Bible verse; • Telling them the Bible story (or asking them questions to review it); • Singing the songs; and, • Following up with a response activity. <p>There are three lessons in each Bible Truth, with a listening assignment for each lesson. each with a coloring page, and three games; plus, three extra crafts.</p> <ul style="list-style-type: none"> • That makes 12 activities, plus the three extra crafts. Plenty for a week of Bible classes for little preschoolers. • You could read the story on Monday, Wednesday and Friday, using a different listening activity each time. Use the coloring sheet corresponds to the listening activity on those days. • Then, the other two days of the week, use the games to review what they have learned. <p>With 16 units of 67 Bible truths, this gives you about two academic years of curriculum.</p>
<p>Camps, VBS and Short-term Missions Trips</p>	<p>Since camps, VBS and mission trips usually involve both preschoolers and elementary school children, you will do best use two or three of the Praise Factory family of curriculum to meet everyone's needs. At the end of this introduction section, we provide suggested schedules for these ministry situations. We also have included how the Bible Truths across all three curriculums line up so you can coordinate the truths you are teaching across all of the age groups/curriculums.</p>

Maiden Voyage: Testing Out the Curriculum

Making a Test Run

At last it's time to try out the curriculum on your kids. As mentioned before, our favorite way to try out a new curriculum is with a smaller group of children (of the more-likely-to-be-well-behaved variety), when there is an opportunity to do so. This gives the curriculum its best test-run. Ideally, you want to give any curriculum a few sessions trial period. New curriculum is new curriculum. Teachers will be getting used to it as will the kids.

You may choose to dive in the deep end and introduce the whole curriculum to the children at once. As you introduce the curriculum to your children, also remember that everything will be new to them at first. New ideas and structures use up a lot more attention and energy than when they are familiar and routine...and it takes time for them to become routine. Be patient! Expect this!

Or, you may take the gradual approach, deciding on lesson elements to introduce gradually, then adding more in as you go. Think about the routine the children are used to in your classroom already. What works? What doesn't work? Slot Deep Down Detectives resources into the parts of your current framework that work best with your children, then gradually build from there.

For example, you might want to start with just the Bible story and Bible verse the first lesson, adding other elements the second lesson, and so on. Also, realize that the children will be doing a lot more watching and a lot less direct participation at first as they are learning the routine.

Give yourself and the children a few lessons to settle into the routine before deciding what is the right amount of activities to include each week. As the children get used to the lesson routine, you will find the children have more attention and energy to devote to the learning activities.

Evaluate and Adjust It

As you test-run the curriculum, you will probably want to evaluate and make changes. Reflect on how the teaching session goes, after each of your test runs and make any necessary changes. As you get closer to a good fit, add in more conditions like the typical classroom--such as your crazier kids, etc.. See how the curriculum works with these new elements. Make more changes until you feel good about your fit.

The Real Launch: Implementing the Curriculum in Your Situation

Sign Post It	Once you have figured out what works best for your children and those teaching the curriculum, put sign posts in place in the classroom. If you found that certain activities work better in a certain part of the room (such as games or craft time), put up a sign on the wall near that area indicating that. Or, put down a rug where you want to have Circle Time.
Choose and Train Your Load-Bearers	<p>If the curriculum follows a set time schedule, display the schedule on the wall in large print so a teacher can with just a glance know what he/she should be doing.</p> <p>Signpost where you store your curriculum resources (games, curriculum, music, craft supplies, etc), too, so that even the newest teacher can easily find what he/she needs.</p> <p>Once you feel that you have adjusted the curriculum to a good fit for teacher and children, begin to train others in how to teach it, too. Ideally, this starts as a mentoring experience between you and another teacher (preferably two). You are looking for people who are willing to learn the curriculum inside-out until they can teach it well themselves and can later train others in it, too. I call these teachers, "load-bearers," because they will share the weight of implementing the new curriculum.</p> <p>First, have your load-bearers come observe you as you teach the curriculum. Have them read the introductory materials and the curriculum lesson plan before they observe. After class, de-brief with them about the session. Have them continue to come for a number of session, gradually handing over the teaching responsibilities until they are comfortable and confident.</p>
Bring the Parents Up to Speed	Make sure to include parents in your launch! Communicate with them about the change in curriculum that is happening. Hold a meeting. Send out an email. Hand out the Deep Down Detectives flyer (pgs. 7-8, Core Curriculum books). Ask them to parents. Invite their feedback. Make them your partners, after all, it is them and their kids you hope to help.
Add Others	With your load-bearers in place and confident in the curriculum, you can now begin to look for more potential teachers to be trained. The load-bearers will then follow the same steps as you took with them: having them observe, then gradually take teaching responsibilities, de-briefing after each session. Continue until they are confident.
Want to See More?	<p>Three times a year (the third Saturday/Sunday of March, May and September), we hold a free lunch, learn-and-look workshop and observation time here at Capitol Hill Baptist Church in Washington, D.C.</p> <p>On Saturday, we gather for lunch and talk philosophy; child protection policy; encouraging parents; recruiting teachers; dealing with discipline issues; etc; and, of course, curriculum. After finishing up our group session, we are happy to talk to individual churches about their particular situations.</p> <p>Then on Sunday, we offer an opportunity to see Deep Down Detectives and the other Praise Factory curriculum in action in our classes. This can be a great way to help others understand and get excited about the curriculum.</p> <p>The registration form for these workshops can be found on the Praise Factory website.</p>

Protect Your Investment: Tips on Storing the Curriculum for Future Use

This is a curriculum that keeps on giving year after year. Everything is re-used. If you do a good job storing the curriculum, it will serve your church well and at little cost for many years.

Here are two ideas to help you:

Idea #1: If you are teaching only a small group of children:




Then, store all of these resources together in a magazine file



Protect Your Investment: Tips on Storing the Curriculum for Future Use

Idea #2: If you are teaching a large group of children (like we do at CHBC), you may want to have a separate envelope for each resource type.

Copies of
Unit Lesson Plan,
and Story
with Listening
Assignments



CDs,
Song Track Lists,
Lyrics &
Sheet Music




Bible Story
storyboard
Pictures,
Pictures Key and
Placement Guide



Discussion Sheet



Visual aids,
(except for Bible
Storyboard Pics)



Craft/Take Home
Sheet 1



Craft/Take Home
Sheet 2



Craft/Take Home
Sheet 3



Extra Craft 1



Extra Craft 2



Extra Craft 3

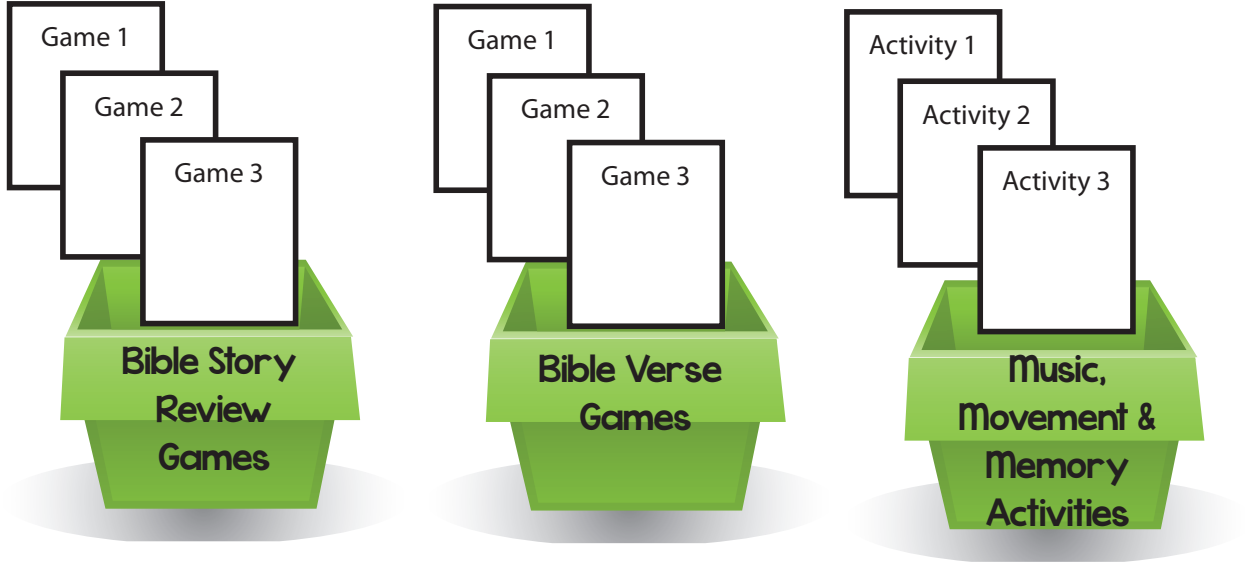


Then, store all of these resources together in a magazine file



Protect Your Investment: Tips on Storing the Curriculum for Future Use

Store your games in separate ziploc bags and put them in bins.:



Master Supplies List for All Deep Down Detectives Games

Deep Down Detectives uses many games. The good news is, they are simply made and they are re-used throughout the whole curriculum. Make sure you save the games you make and it will save you a lot of time later.

This is the full list of the games and the supplies needed in the Deep Down Detectives Curriculum. While you only need to make whatever games you choose to use with each lesson, **I strongly recommend that you make all the games before you start using the curriculum.** Get the prep work over with at the beginning and coast your way through years of enjoyment! Store them in ziploc bags or baskets and pull them out when needed. So simple!

THIS LIST IS ALSO INCLUDED IN APPENDIX B: GAMES

Bible Verse Games

Lily Pad Jump

- Cube-shaped cardboard box,
- paper,
- glue,
- marker

Animal Cube

- Cube-shaped cardboard box,
- paper,
- glue,
- marker

Simon Says How

- Cube-shaped Cardboard box
- Paper, glue, and a marker

Bean Bag Catch

- 1 bean bag per every 2 children (or every child)
- NOTE: Can also fill socks with beans and tie open end to make beanbags.

Slap, Clap and Stack

- 10 or 12 Blocks or other stackable objects

Freeze 'n' Say

- Music and CD/Tape player

Fill 'er Up

- 1 bean bag per child
- NOTE: Can also fill socks with beans and tie open end to make beanbags.
- Cardboard box or laundry basket
- Carpet squares, 1 per child

Loud and Soft, Big and Little

- none

Bible Verse Games

Roll 'n' Toss

- Cube-shaped Cardboard box
- Paper, glue, and a marker
- 1 bouncy ball per 2 children

Duck, Duck, Goose

- none

Deep Down Detective Mission Madness Practice

- Detective Gear, such as a trench coat, sunglasses, and a hat

Block Clapping

- 2 wooden blocks per child, preferably about 3"x 2", as found in many children's block sets

Meet, Greet, and Keep It Up

- 16 oz cups, 1 per child (with some extras)
- 2 pieces of rope as long as a line of children
- Masking tape

Master Supplies List for All Deep Down Detectives Games, continued

Music, Movement & Memory

Thumping Drums

- 1 Oatmeal container/coffee can with lid per drum
- Tape
- Popcorn, rice, beans, etc.
- Wooden spoons, dowels, unsharpened pencils, if desired, for mallets

Say, Spring Up and Shout

- Bean bags, one per child

Freeze Frame

- Some kind of fun hat or clothing for the leader to wear

Egg Shakers

- Empty Easter eggs
- Rice, beans, buttons, pennies, popcorn, beads, small nails or bolts, etc.
- Glue and glue gun OR strong packing tape

Jingle Bell Hands

- 1 6" piece of sturdy string
- 4 or 5 jingle bells, available in most craft shops

Sing, Dance, and Fall Down

- Optional: Bean bags, one per child

Big Voice, Little Voice

- none

Bottle Shakers

- 1 empty 16 oz. soda bottle per shaker
- Rice, beans, buttons, pennies, popcorn, beads, small nails or bolts, etc.
- Glue and glue gun OR strong packing tape

March 'n' Say

- Optional: A fun hat for the leader of the march, or for everyone in the march

Clap, Tap and Say

- none

Lullabies, Bells and Lions

- Bell

Music, Movement & Memory

Musical Squares

- Carpet Squares, enough for all of the children (or chairs)

Block Clappers

- 2 wooden blocks per child, preferably about 3"x 2", as found in many children's block sets

Master Supplies List for All Deep Down Detectives Games, continued

Story Review Games

Going Fishing

- One long wooden dowel, yardstick, etc. per fishing pole
- Yarn
- Paper clip per fishing pole
- Rope
- Two chairs
- Blanket
- Box/bucket/container
- Bucket

Pony Express

- Small manila envelopes, one per flannel graph figure
- Kid's small backpack or a tote bag with a strap
- Basket
- Cowboy hat
- Stick horse or a broom

Fix Up the Mix Up

- None

Can You Remember?

- Index cards

Deep Down Detectives Clue Hunt

- Variety of interesting items that have one or more places to hide a storyboard picture
- Detective Hat
- 4 False Clues (included on the next page)
- CD Player and Deep Down Detectives Theme Song

Clothespin Line Up and Drop

- Rope
- Clothespins, the hinged type
- Shoe box
- Tape

Who's in the Basket?

- Blanket
- Basket

Run to the Grocery Store

- Grocery bag or kid's grocery cart
- Empty food cartons

Story Review Games

Treasure Hunt

- 10 small lidded plastic containers or boxes (like from a jewelry store) or wooden, hinged boxes from a craft store
- Various decorating supplies, such as fake craft jewels, glitter, glitter glue, foil paper, gold spray paint
- glue

Take Me Through the Tunnel

- Chairs or Table
- Sheet or blanket
- Box

Missing in Action

- None

Who's Inside?

- 10 different containers with lids

Look Who's Coming Down the Tracks

- Two shoe boxes
- 6' or so of rope
- Optional: Engineer's hat

VBS, Camps and other Programs

Programs like camps, VBS and short-term missions Children's Ministry usually involve such a wide, age-range of children that it's best to use two or three curriculums, instead of just one, to meet everyone's learning level. This is easy to do with the Praise Factory family of curriculum, since you are using the same, sixteen Big Question Units in all three curriculums.

There are so many ways to do these programs. Here are the most common ones I've heard of:

- One, half day
- One, full day
- One evening
- Friday Night-Saturday
- Five, half days
- Five, full days
- Five evenings in a row
- Five one-day evenings (such as five Wednesday nights in a row)
- Two, five-day weeks in a row

Although these programs take place at many different times, they typically run one of three, standard lengths of time:

- 1 1/2 hour programs
- 2 1/2 hour programs
- 6 hour programs

Here are session suggestions for each of these three lengths of programs:

NOTE: I have put some place holder times in schedules. You change them to your actual times.

1 1/2 Hour Multi- Age Programs

1 1/2 Hour Program (for 2 year olds):

- 9:00 Free Play/Activity Centers
- 9:15 Opening Circle Time (Singing, Big Question, Bible Verse and Bible Story)
- 9:30 Free Play/Activity Centers
- 9:45 Activities: Game, Craft and/or Music
- 10:20 Closing Circle Time
- 10:30 Dismissal

1 1/2 Hour Program (for ages 3-5):

Hide 'n' Seek Kids or Deep Down Detectives Session, as written

1 1/2 Hour Program (for elementary age kids):

Praise Factory Investigators Session, as written

VBS, Camps and other Programs: 1 1/2 Hour Schedule

1 1/2 Hour Program (for 2 year olds): (Hide 'n' Seek Kids or Deep Down Detectives)

- (9:15 – Early Arriver Activity – a few puzzles or paper and crayons on a table)
- 9:30 – Activity Centers
- 9:40 – Clean Up Toys
- 9:45 – Opening Circle Time (Add actions to songs to make this time more active)
- 10:05 – Craft Time (Use one of the Extra Crafts)
- 10:15 – Play with Toys /Check Diapers/Potty Break
- 10:25 – Clean Up Toys
- 10:30 – Memory Verse Time: Music, Movement & Memory; Bible Verse Review Game
- 10:40 – Snack Time
- 10:50 – Closing Time/Take Home Sheet/Coloring Time (Ask them the Closing Time questions as they are coloring at the tables)
- 11:00 – Parents come

1 1/2 Hour Program (for 3-preK 5 year olds): (Hide 'n' Seek Kids or Deep Down Detectives)

- (9:15 – Early Arriver Activity – a few puzzles or paper and crayons on a table)
- 9:30 – Activity Centers
- 9:40 – Clean Up Toys
- 9:45 – Opening Circle Time (Add actions to songs to make this time more active)
- 10:05 – Craft Time (Use one of the Extra Crafts)
- 10:15 – Play with Toys /Check Diapers/Potty Break
- 10:25 – Clean Up Toys
- 10:30 – Memory Verse Time: Music, Movement & Memory; Bible Verse Review Game
- 10:40 – Snack Time
- 10:50 – Closing Time/Take Home Sheet/Coloring Time (Ask them the Closing Time questions as they are coloring at the tables)
- 11:00 – Parents come

1 1/2 Hour Program--elementary school (Praise Factory Investigators)

- 9:00 Opening Large Group Time: Welcome, Singing
- 9:15 Opening Large Group Time: Big Question, Bible Truth, Bible Verse and Bible Story
- 9:45 Small Group Activities (Discussion and Games/Music/Craft Activities) If desired, each small group can prepare their activity for Small Group Presentations in Closing Large Group.
- 10:15 Closing Large Group Time: Small Group Presentations and/or Singing
- 10:30 Dismissal

VBS, Camps and other Programs: 2 1/2 Hour Schedule

2 1/2 Hour Program (for 2 year olds): (Hide 'n' Seek Kids or Deep Down Detectives)

- (8:45 Early Arriver Activity – a few puzzles or paper and crayons on a table)
- 9:00 Activity Centers (first set)
- 9:10 Clean Up Toys
- 9:15 Opening Circle Time (Add actions to songs to make this time more active)
- 9:25 Activity Centers (first set)
- 9:35 Craft Time (Use one of the Extra Crafts)
- 9:45 Play with Toys /Check Diapers/Potty Break 2
- 9:55 Clean Up Toys
- 10:00 Snack Time
- 10:10 Memory Verse Time: Music, Movement & Memory; Bible Verse Review Game
- 10:20 Activity Centers (second set)
- 10:30 Clean Up Toys
- 10:45 Craft Time (one of the extra crafts)
- 10:55 Play with Toys /Check Diapers/Potty Break 2
- 11:00 Clean up Toys
- 11:05 Active Indoor/Outdoor Play
- 11:25 Closing Time Circle Time
- 11: 15 Coloring Time/Take Home Sheet
- 11:30 Parents come

2 1/2 Hour Program (for 3-preK 5 year olds): (Hide 'n' Seek Kids or Deep Down Detectives)

- (8:45 Early Arriver Activity – a few puzzles or paper and crayons on a table)
- 9:00 Activity Centers (first set)
- 9:15 Clean Up Toys
- 9:20 Opening Circle Time (Add actions to songs to make this time more active)
- 9:40 Craft Time (Use one of the Extra Crafts)
- 9:55 Activity Centers (first set)
- 10:10 Clean Up Toys
- 10:15 Potty Break/Wash Hands
- 10:25 Snack Time
- 10:35 Active Indoor/Outdoor Play OR Activity Centers (second set)
- 10:50 Clean Up Toys
- 10:55 Memory Verse Time: Music, Movement & Memory; Bible Verse Review Game
- 11:10 Closing Time Circle Time
- 11:20 Coloring Time/Take Home Sheet
- 11:30 Parents come

2 1/2 Hour Program--elementary school (Praise Factory Investigators)

- 9:00 Opening Large Group Time: Welcome, Singing
- 9:15 Opening Large Group Time: Big Question, Bible Truth, Bible Verse and Bible Story
- 9:45 Small Group Activity 1: Discussion and Craft Activity
- 10:15 Active Outdoor/Indoor Play
- 10:30 Snack (Story-related snack) ACTS and Discussion Time (related to activity they are about to do 10:45 Small Group Activity 2: (Prepare this one for presentation to the rest of the children during Closing Large Group Time, if desired)
- 11:15: Closing Large Group Time: Small Group Presentations and/or Singing
- 11:30 Dismissal

VBS, Camps and other Programs: 6 Hour Schedule

6 Hour (Full Day) Program (for 3-preK 5 year olds): (Hide 'n' Seek Kids or Deep Down Detectives)

Use one Bible Truth and Bible story for the whole day's session. Afternoon provides an opportunity for reinforcement.

Morning Schedule

- 8:45 Early Arriver Activity – a few puzzles or paper and crayons on a table)
- 9:00 Activity Centers (first set)
- 9:15 Clean Up Toys
- 9:20 Opening Circle Time (Add actions to songs to make this time more active)
- 9:50 Active Indoor/Outdoor Play (Playground or organized games)
- 10:30 Potty Break/Wash Hands/Snack Time
- 10:45 Music, Movement & Memory Game and Singing
- 11:00 Craft Time (Use one of the Extra Crafts)
- 11:30 Activity Centers (second set)
- 12:00 - 1:00 Lunch and Play Time/Rest Time

Afternoon Schedule

- 1:00 Bible Story Review & Bible Verse Review (repeat story and storyboard or use games to review)
- 1:20 Craft Time (Use one of the take home sheet coloring activities of the Extra Crafts)
- 1:40 Activity Centers (second set)
- 2:00 Snack and Potty Break
- 2:30 Closing Circle Time Review/Singing
- 2:40 Free play, games, possibility outdoors
- 3:00 Dismissal

6 Hour (Full Day) Program--elementary school (Praise Factory Investigators)

Use two stories from same Bible Truth: one in the morning, one in the afternoon.

- 8:45 Greet children and parents as they arrive
- 9:00 Small Group Time: Introduce Big Question, Bible Truth, Bible Verse, etc.
- 9:15 Large Group Singing and Bible Story
- 9:45 Small Group Activity 1: Bible Truth Game
- 10:15 Small Group Activity 2: Craft
- 10:45 Snack and ACTS Prayer Time
- 11:00 Outdoor Fun - Active Game 1
- 12:00 Lunch and Free Play Time

Afternoon Schedule

- 1:00 Large Group Singing and Second Story (Other Bible Story or Story of the Saints)
- 1:30 Small Group Activity 1: Presentation Activity (Choose a different activity for each small group to work on during this time. They will present it to the rest of the children at the end of the session, if desired.)
- 2:15 Snack Time
- 2:30 Closing Large Group Time: Small Group Presentations and/or Singing
- 3:00 Dismissal

VBS, Camps and other Programs: Choosing Curriculum

You've figured out how many sessions your program will run and how long each session will last. Next, you need to figure out which curriculum you want to use. We suggest using Hide 'n' Seek Kids and/or Deep Down Detectives with your pre-schoolers and Praise Factory Investigators for your elementary school kids.

Find a unit you want to become the theme of your VBS. Choose the Bible Truths you want to teach. The charts of the following pages should help you see how the Bible Truths match up in the three curriculums. You've got tons of resources within each concept to fill up your schedule.

Here's a reminder of what you have in each:

Each Hide 'n' Seek Kids unit has:

- There is just one Bible Story and one Bible verse per unit.
 - There are 5 lessons of curriculum in each unit.
 - There is tons of music.
 - The activities in each of the 5 lessons include:
 - 1 Bible Story Review Game
 - 1 Bible Verse Game
 - 1 Music, Movement & Memory Activity (especially good for Bible Memory)
 - 1 Coloring Sheet/Take Home Sheet
- There are also 3 extra crafts
-

Each Deep Down Detective unit has:

- There are multiple Bible truths within each unit.
 - There are three lessons of curriculum, per Bible Truth, within each unit.
 - There is one Bible story for each Bible Truth.
 - There are 3 lessons of curriculum for each Bible Truth.
 - There is tons of music
 - The activities in each of the 3 lessons include:
 - 1 Bible Story Review Game
 - 1 Bible Verse Game
 - 1 Music, Movement & Memory Activity (especially good for Bible Memory)
 - 1 Coloring Sheet/Take Home Sheet
- There are also 3 extra crafts
-

Each Praise Factory Investigators unit has:

- Multiple Bible truths within it.
- There are three lessons of curriculum, per Bible Truth
- There are 3 stories for each Bible Truth: 1 Old Testament, 1 New Testament, and one Church History/missions.
- There are 3 lessons of curriculum for each Bible Truth--one for each of the three stories.
- There is tons of music.
- Each of the 3 lessons includes:
 - 1 Bible Story Review Game with Discussion Questions
 - 1 Bible Verse Game with Discussion Questions
 - 1 Bible Truth Game with Discussion Questions
 - 1 Craft with Discussion Questions
 - 1 Bible Verse Game with Discussion Questions
 - 1 Bible Verse Song with Discussion Questions, Sign Language and Song Game
 - 1 Hymn with Discussion Questions, Sign Language and Song Game
 - 1 Story-related Snack
 - 1 Take home sheet with the key concepts, the story and some discussion questions

Bible Truths that Match Up Across the Curriculums		
Hide 'n' Seek Kids	Deep Down Detectives	Praise Factory Investigators
Unit 1: The God Who Reveals Himself Q: How Can I Know What God Is Like? A: He Shows Me What He's Like!	1. By the Heart He Gave Me to Know and Love Him	1. God Made Our Hearts to Know and Love Him
	2. In Everything I See All Around Me	2. God's Creations Tell Us about Him
	<i>included in DDD Unit 1 Bible Truth 3, below</i>	(3. God Spoke to His People through Prophets Long Ago)
	3. In the Bible, the Perfect Word of God	4. God Speaks through His Word, the Bible
Unit 2: God's Wonderful Word, the Bible Q: What's So Special about the Bible? A: It Alone Is God's Word!	4. Through His Very Own Son, Jesus Christ	5. God Reveals Himself Most Completely through His Son, Jesus
	1. God Made Sure It Was Written Down Just Right	1. God Inspired Many People to Write Down His Word Perfectly
	2. It Tells Us about God and His Plans	2. God's Word Tells God's Way and Plans for His People, Past, Present and Future
	3. God Uses It to Save His People	3. God Uses His Word to Save His People
Unit 3: The Good News of God, the Gospel Q: What Is the Gospel? A: Salvation through Faith in Jesus Christ!	4. God Uses It to Change His People	4. God Uses His Word to Change His People
	1. God Made Us and We Should Obey Him	1. God Is the Good Creator and King of the World
	2. We Have All Disobeyed God and Deserve His Punishment	2. All Have Rejected God and Deserve His Eternal Punishment
	3. God Sent Jesus to Pay for God's People's Sins	3. God Sent Jesus to Bear the Punishment for Sin
Unit 4: The God Like None Other Q: Can Anybody Tell Me What the LORD Is Like? A: He's Not Like Anyone Else!	4. God Saves All Who Repent of Their Sins and Trust in Jesus as Their Savior	4. God Saves Those Who Repent and Trust in Jesus
	1. He Is a Glorious Spirit	1. The LORD is a Glorious Spirit
	2. He Is the One, True God	2. The LORD is the Only True God
	3. He Is God the Father, Son and Holy Spirit: One God, But Three Persons	3. The LORD Is God the Father, Son and Holy Spirit: One God, But Three Persons
	4. He Is Everywhere, All the Time	4. The LORD Is Everywhere, All the Time
	5. He Knows Everything There Is to Know	5. The LORD Knows Everything There Is to Know
	6. He Is Perfectly Holy, Purely Good	6. The LORD is Holy
	7. He Can Do Anything He Wants to Do	7. The LORD is Omnipotent
	8. He Is Always Faithful, Through and Through	8. The LORD is Faithful
<i>included in DDD Unit 4 Bible Truth 2, above</i>	9. The LORD's Names Tell Us About Him	
Unit 5: God, the Good Creator Q: Can You Tell Me What God Made? A: God Made All Things Good!	1. He Made Everything Good in Heaven and Earth	1. God Created All Things Good in the Beginning
	2. God Made People in a Special Way	2. God Created People Good in the Beginning
	<i>included in DDD Unit 5 Bible Truth 1, above</i>	3. God Created the World to Praise and Glorify Him
	<i>included in DDD Unit 5 Bible Truth 1, above</i>	4. God's Plans For His Creation Are Good and Unfailing
Unit 6: God, the Just and Merciful Q: How Did Bad Things Come into God's Good World? A: Bad Things Came Through Sin!	1. When Adam and Eve Chose to Disobey God	1. Angels and People Rebelled against God in the Beginning
	<i>included in DDD Unit 6 Bible Truth 1, above</i>	2. God Treated the First Sinners with Justice and Mercy
	2. When It Spread to the Whole World	3. All People Are Born Sinful, All People Need God's Mercy
Unit 7: The Law-Giving God Q: What Are God's Laws Like? A: God's Laws Are Perfect!	1. They are Written in the Bible, God's Word	1. God's Laws Are Written in the Bible
	<i>included in DDD Unit 7 Bible Truth 2, below</i>	2. God Created Us Perfect Law Keepers, But We Are All Lawbreakers
	<i>included in DDD Unit 7 Bible Truth 2, below</i>	3. God Gave Us His Laws to Convict Us of Our Sin that We Might Be Saved
	2. They Show Us that We Need God to Save Us	4. Jesus Kept God's Law Perfectly to Save God's People by His Grace
	3. They Tell Us How to Love God and Others	5. The Heart of God's Law is Love

Bible Truths that Match Up Across the Curriculums

Hide 'n' Seek Kids	Deep Down Detectives	Praise Factory Investigators
Unit 8: The God Who Loves Q: What Is God's Love for His People Like? A: It's More than They Could Ever Deserve!	<i>included in DDD Unit 8, Bible Truth 1, below</i>	1. God Blesses All People with Many Good Gifts
	<i>included in DDD Unit 8, Bible Truth 4, below</i>	2. God Loved His People Before They Loved Him
	1. He Gave His Son, Jesus, to Save Them	3. God Showed the Depths of His Love by Giving His Son to Save His People
	2. He Always Takes Care of Them	4. God Loves His People by Caring for Their Needs
	3. He Uses Their Sadnesses for Good	5. God Uses Everything in His People's Lives for Their Good and His Glory
	4. He Will Never Stop Loving His People	6. God Will Never Stop Loving His People
Unit 9: Jesus Christ, Immanuel, God with Us Q: What Did Jesus Come to Do? A: Jesus Came to Bring Us to God!	1. He Left His Home in Heaven to Save Us	1. Jesus, the Servant King
	2. He Never, Ever Disobeyed God	2. Jesus, the Obedient Son
	3. He Taught about God and Did Amazing Things	3. Jesus, the Amazing Teacher
	<i>included in DDD Unit Bible Truth 3, above</i>	4. Jesus, the Ruler of All Creation
	<i>included in DDD Unit 9, Bible Truth 5, above</i>	5. Jesus, the Lord over Life and Death
	<i>included in DDD Unit 9, Bible Truth 4, below</i>	6. Jesus, the Forgiver of Sins
	<i>included in DDD Unit 9, Bible Truth 2, above</i>	7. Jesus, the Christ, the Son of the Living God
	<i>included in DDD Unit 9, Bible Truth 1</i>	8. Jesus, the Glory of God
	4. He Died on the Cross for God's People's Sins	9. Jesus, the Ransom for Sinners
	5. He Rose from the Dead	10. Jesus, the Conqueror of Death
	<i>included in DDD Unit 9, Bible Truth 5, above</i>	11. Jesus, the Firstborn of the Resurrection
	6. He Went Up to Rule in Heaven	12. Jesus, the Reigning Son in Heaven
Unit 10: The Holy Spirit: The Indwelling God Q: What Does the Holy Spirit Do in God's People? A: He Changes Their Hearts!	1. The Holy Spirit Lives in God's People	1. The Holy Spirit Lives in God's People
	2. The Holy Spirit Gives God's People Courage	2. The Holy Spirit Gives God's People Courage
	3. The Holy Spirit Gives God's People Wisdom	3. The Holy Spirit Gives God's People Wisdom
	4. The Holy Spirit Builds God's Church	4. The Holy Spirit Builds God's Church
Unit 11: The God Who Saves Q: How Can We Be Saved? A: It Is God's Free Gift!	1. When We Tell God Our Sins and Turn Away from Them	1. God Saves Sinners Who Confess Their Sins
	<i>included in DDD Unit 11, Bible Truth 2, below</i>	2. Jesus Is the Only Way to Be Saved
	2. When We Trust in Jesus As Our Own Savior	3. We Must Trust Jesus as Our Savior
3. When the Holy Spirit Works in Our Hearts	4. The Holy Spirit Changes Our Hearts so We Can Be Saved	
Unit 12: God's People Live for Him Q: How Should God's People Live? A: They Should Live Like Jesus!	1. By Asking God for His Help	1. God's People Grow to Be More Like Jesus
	2. By Loving Him Most of All	2. God's People Love Him with All Themselves
	3. By Loving Other People As God Has Loved Them	3. God's People Love Others
	4. By Trusting God and Being Happy With What He Wants	4. God's People Trust Him
	<i>included in DDD Unit 12 Bible Truth 8, below</i>	5. God's People Are Good Stewards of His Gifts
	<i>included in DDD Unit 12 Bible Truth 5, below</i>	6. God's People Obey Him
	<i>included in DDD Unit 12 Bible Truth 5, below</i>	7. God's People Do Good Works God Has Prepared for Them
	5. By Learning God's Word and Obeying It	8. God's People Read His Word, the Bible
	<i>included in DDD Unit 12 Bible Truth 2, above</i>	9. God's People Think about Him
	6. By Saying "No" to Disobeying God	10. God's People Say "No" to Temptation
	7. By Telling the Good News of Jesus	11. God's People Tell Others about Him
	<i>included in DDD Unit 12 Bible Truth 4, above</i>	12. God's People Suffer According to His Plan
	<i>included in DDD Unit 12 Bible Truth 4, above</i>	13. God's People Know Heaven Is Their Home
	8. By Making Much of God	14. God's People Delight in His Glory

Bible Truths that Match Up Across the Curriculums		
Hide 'n' Seek Kids	Deep Down Detectives	Praise Factory Investigators
Unit 13: The Sustaining God Q: Why Do God's People Keep Believing in Him? A: It Is God's Sustaining Grace!	1. God, Alone, Sustains God's People	1. God, Alone, Sustains God's People
	2. God the Father Promises to Help His People	2. God the Father Promises to Help His People
	3. Jesus Provides God's People with Everything They Need	3. Jesus Provides God's People with Everything They Need
	4. The Holy Spirit Works in God's People	4. The Holy Spirit Works in God's People
	5. The Word of God Grows God's People	5. The Word of God Grows God's People
	6. God Uses His People to Strengthen and Comfort Each Other	6. God Uses His People to Strengthen and Comfort Each Other
Unit 14: The God Who Delights in Our Prayers Q: How Does God Want Us to Pray? A: Every Night and Day!	1. God Wants Us to Praise Him	1. God Delights in Our Adoration of Him
	2. God Wants Us to Confess Our Sins	2. God Delights in Our Humble Confession of Sin
	3. God Wants Us to Thank Him	3. God Delights in Our Thanksgiving to Him
	4. God Wants Us to Ask Him to Do Great Things	4. God Delights in Our Supplications to Him
	<i>included in DDD Unit 14 Bible Truth 4, above</i>	5. God Always Answers Prayers
	<i>included in DDD Unit 14 Bible Truth 4, above</i>	6. Jesus Is Why God Answers God's People's Prayers
Unit 15: God's People Gather Together Q: Why Do God's People Go to Church? A: To Worship God and Love One Another!	1. By Praising God for Jesus' Win over Death	1. God's People Gather Together for a Special, Weekly Worship Day
	<i>included in DDD Unit 15 Bible Truth 2, below</i>	2. God's People Are Led by Godly Leaders
	2. By Learning from God's Word, the Bible	3. God's People Gather to Hear God's Word
	<i>included in DDD Unit 15 Bible Truth 3, below</i>	4. God's People Are Called the Body of Christ
	3. By Caring for Each Other's Needs	5. God's People Love One Another with a Covenant Love
	<i>included in DDD Unit 15 Bible Truth 3, above</i>	6. God's People Gather to Give
	4. By Telling What God Has Done and Praying	7. God's People Gather for Fellowship
	<i>included in DDD Unit 15 Bible Truth 4, above</i>	8. God's People Invite Others to Gather with Them
	<i>included in DDD Unit 15 Bible Truth 4, above</i>	9. God's People Gather to Pray
	5. By Baptizing People Who Trust in and Live for Jesus	10. God's People Proclaim Their New Life in Christ through Baptism
	6. By Remembering Jesus Died to Save Them	11. God's People Celebrate Christ's Redeeming Sacrifice for Them
Unit 16: Jesus, the Returning King Q: What Will Happen When Jesus Comes Back? A: God Will Make Everything New!	1. Jesus Will Judge All People Fairly	1. King Jesus Will Return to End the World
	<i>included in DDD Unit 16 Bible Truth 1, above</i>	2. King Jesus Will Return When God's Work on Earth is Done
	<i>included in DDD Unit 16 Bible Truth 1, above</i>	3. When King Jesus Returns, God's People Will Be Made Like Him
	<i>included in DDD Unit 16 Bible Truth 1, above</i>	4. King Jesus Will Return to Bring the Wicked to Just and Final Punishment
	<i>included in DDD Unit 16 Bible Truth 1, above</i>	5. King Jesus Will Return to Judge God's People, Too
	<i>included in DDD Unit 16 Bible Truth 2, below</i>	6. King Jesus Will Be United with His Bride, God's People, Forever
	2. God's People Will Live Happily with God Forever	7. King Jesus Will Reign Forever

DEEP DOWN DETECTIVES

**Curriculum Resources
for Unit 15, Bible Truth 1:**



**Why Do God's People Go to Church?
To Worship God and
Love One Another...**

**By Praising God for
Jesus' Win over Death!**

Session Prep (especially good for newbies!)

Pray!



Pray for the Holy Spirit to be at work in your and the children's hearts.

Review



If new to the curriculum, look at the **Getting Started with Deep Down Detectives section of the Core Curriculum book.** (p.5) It will be especially helpful to read through the Deep Down Detectives section of **The Praise Factory Tour: Extended Version Book.** This is a visual way to understand what goes on in the classroom. (A pdf of the book is found in the samples section on the website.)

Look through and Learn the Lesson



Read over **lesson plan.** Practice any **songs or action rhymes** you are using. Choose/make up motions to go with these. Choose less with younger children and more with older preschoolers. **Practice the lesson with the visual aids** and using the Big Question Box/Briefcase.

Read and Rehearse the Bible Story with Pictures



Read the Bible story from the Bible. Read the curriculum version. Practice telling it with the storyboard pictures. (If you have not previously laminated the story pictures, do that now.) Or, rehearse it from the Simple Story Scenes, if you are using those.

Let There Be Music



Download the music and listen to the songs. Choose which of the songs you will use with the children. If using live musicians, make sure they have the sheet music (Appendix A, Core Curriculum book).

Put the Props in Place



1. Prepare your Visual Aids. Put the Big Question, Unit Bible Truths, Bible Truth, Bible Verse, and Listening Assignment signs, as well as the Bible Story script in one side of the Bible folder.
2. Get out your storyboard. If using Simple Story Scenes, put these in your Bible Folder. Or, if using the individual storyboard figures, put all background pictures in place (they have a BG by the number). Put the rest of the storyboard pictures (these have a SB by the number) in order of use in the other side of the Bible folder.
3. Put the DDD Bible Folder as well as the Big Question sign in the Big Question Box/Briefcase and shut it. If your box/briefcase has locks and you want to use the unlocking the box as part of your session, lock it now....but make sure you have the key or know the code first.
4. Prepare the music CD or sheet music or mp3 device for use in your session.

Set Out Free Play Activities



Choose and set up free time activities you will use with the children. Choose a variety of different activities that will be enjoyed by different types of children. Rotate the activities you provide to keep them interesting and fresh to your children. (Suggestions in Appendix D, Core Curriculum books.)

Prepare Any Activities



Choose which (if any) of the Bible Truth games and crafts activities you want to use in the session. Bear in mind your time frame as well as the developmental abilities and attention span of your children as you decide which/how many to prepare. **Look over the Discussion Sheet** and choose a few questions you might use to spark discussion with the children as they do their activities (especially good for ages 3's+). Pray for God to give you opportunities to talk about these things with the children.

Let Them Take It with Them



Make copies of the craft/take home sheets, if you are not already using them as one of your activities. You may also want to make copies of the story (see take-home version of each story included in Appendix C with the other take home resources) to have for parents to use with their children at home. There's a link on each craft/take home sheet to the story, if you don't make hard copies.

Store It



After your session is over, collect the resources and store them for future use. This curriculum can be used over and over for years to come.

Unit 15: God's People Gather Together

UNIT OVERVIEW

A church is God's people gathering together. Some churches meet in special buildings. Some churches meet in homes. Some meet outside. No matter where they meet, when God's people gather together, they are a church. When God's people gather together as a church, they worship God. They worship Him for being the one, true God who is not like anyone else. They worship Him for saving them through Jesus. They sing songs and pray to God. They listen to the Bible and learn how to obey it. God's people also gather together to love one another. They talk with each other, and take care of each other, and pray for each other. The Bible tells us that God's people are to meet together often. It tells us that when they gather together, Jesus will be there with them in a special way. We can be God's people when we turn away from our sins and trust in Jesus as our Savior. Then, we will gather together with God's people to worship God and love one another, too!

UNIT BIBLE VERSE: Hebrews 10:24-25, ESV

"And let us consider how to stir up one another to love and good works, not neglecting to meet together."

BIG QUESTION UNDER INVESTIGATION: Why Do God's People Go to Church?

ANSWER: To Worship God and Love One Another!

OPTIONAL Big Question 15 INTRODUCTION LESSON (Use Hide 'n' Seek Kids Unit 15 Material)

Story: The Case of the People Who Loved a Lot *Acts*

Bible Verse: Hebrews 10:24-25, ESV

➔ BIBLE TRUTH 1: By Praising God for Jesus' Win over Death (3 Lessons Available)

Story: The Case of the Third Day Yay

Exodus 16,20; Luke 22-24; Acts 20:7; 1 Corinthians 16:2

Bible Verse: 1 Peter 1:3, HCSB

BIBLE TRUTH 2: By Learning from God's Word, the Bible (3 Lessons Available)

The Case of the Faithful Leader" *Acts 16:1; 1 & 2 Timothy*

Bible Verse: 1 Timothy 4:13, ESV

BIBLE TRUTH 3: By Caring for Each Other's Needs

(3 Lessons Available)

Story: The Case of the Copycats *John 13-15, 18-20; Acts*

Bible Verse: John 13:34-35, ESV

BIBLE TRUTH 4: By Telling What God Has Done and Praying (3 Lessons Available)

Story: The Case of the Amazing Answer *Acts 12:1-18*

Bible Verse: Ephesians 6:18, NIV 1984

BIBLE TRUTH 5: By Baptizing People Who Trust in and Live for Jesus (3 Lessons Available)

Story: The Case of the Up and Down Sign *Matthew 28; Acts 1-2, 8:35-36, 10:47, 16:14-15,31-34*

Bible Verse: Acts 2:38-39, ESV

BIBLE TRUTH 6: By Remembering Jesus Died to Save Them (3 Lessons Available)

Story: The Case of the Remembered Rescue *Exodus 12; Luke 22; Isaiah 25:6-9*

Bible Verse: Luke 22:19,20, ESV

Deep Down Detectives ESV Songs 15 Track Numbers

This is a listing of all songs mentioned in the unit curriculum. You may or may not choose to use all of the songs. They are listed in easy-reference order--NOT in the order used in the curriculum. You may choose to simply burn a CD/load them onto an mp3 device in this order. Or, you may want to do what we do: choose the songs we want to use and create a play list of them in that order. Then, we burn a CD/upload the play list onto an mp3 device. A teacher only has to click forward to the next song, instead of hunting for the right track. The track number have been included as part of the title of each song, teachers will still have a reference to the track number listed in the curriculum (same as those listed below), even if you change the order on your customized play list.

SONGS USED EVERY UNIT OF THE CURRICULUM

- 1 The Classroom Song v.1
- 2 The Classroom Song v.2
- 3 The Classroom Song v.3
- 4 The Classroom Song v.4
- 5 Deep Down Detectives Theme Song
- 6 The Classroom Rules Song
- 7 Let's Pray Song
- 8 The Big Question Box Song
- 9 The Bible Chant Song
- 10 ACTS Prayer Song (Short Version)
- 11 ACTS Prayer Song (Full Version)

listen to or download songs for free at <https://praisefactory.org:Deep Down Detectives Music page>

Why the Extra Songs?

Deep Down Detectives is a curriculum used by a wide age-span of kids. Sometimes one of the other songs is a better fit for your kids. Or, you may simply want to teach them more songs on the same Bible Truth. Use as many or as few as you want.

UNIT 15: GOD'S PEOPLE GATHER TOGETHER

- 12 Big Q & A 15 Song
- 13 Big Question 15 Song: Why Do God's People Go to Church?
- 14 Big Question 15 Bible Verse Song: Stir Up Hebrews 10:24-25, ESV
- 15 Big Question 15 Hymn: Brethren, We Have Met to Worship, v.1
- 16 Big Question 15 Praise Song: Praise the Lord Together

Why Do God's People Go to Church? To Worship God and Love One Another...

Bible Truth 1: By Praising God for Jesus' Win over Death

- 17 Bible Verse: He Has Given Us a New Birth 1 Peter 1:3, HCSB
- 18 Extra Bible Verse: Shout with Joy to God Psalm 66:1-3,5,9,16, ESV
- 19 Extra Bible Verse: Make a Joyful Noise Psalm 100:1-6 ESV
- 20 Extra Bible Verse: Noise, Noise, Noise Psalm 100:1-4, ESV (other version)
- 21 Extra Bible Verse: The Time Is Fulfilled Mark 1:15, ESV
- 22 Extra Bible Verse: The Time Mark 1:15, ESV (other version)
- 23 Extra Bible Verse: How Beautiful Romans 10:13-15, ESV
- 24 Extra Bible Verse: Be My Witnesses Acts 1:8, ESV
- 25 Extra Bible Verse: All the Nations You Have Made Psalm 86:9, ESV
- 26 Extra Bible Verse: Behold a Great Multitude Revelation 7:9-10, ESV

Bible Truth 2: By Learning from God's Word, the Bible

- 27 Bible Verse: Devote Yourself 1 Timothy 4:13, ESV
- 28 Extra Bible Verse: An Overseer Must Be Titus 1:6-9, ESV
- 29 Extra Bible Verse: Open My Eyes Psalm 119:18,72-73, ESV
- 30 Extra Bible Verse: I Have Stored Up Your Word Psalm 119:11,15-16, ESV
- 31 Extra Bible Verse: If Anyone Loves Me John 14:23, ESV

Bible Truth 3: By Caring for Each Other's Needs

- 32 Bible Verse: A New Commandment John 13:34-35, ESV
- 33 Extra Bible Verse: There Are Different Kinds of Gifts 1 Corinthians 12:4,12,27, NIV 1984
- 34 Extra Bible Verse: As Each Has Received a Gift 1 Peter 4:10-11, ESV
- 35 Extra Bible Verse: Gift, Gift, Gift 1 Peter 4:10-11, ESV (other version)
- 36 Extra Bible Verse: Encourage One Another 1 Thessalonians 5:11,13-15, ESV
- 37 Extra Bible Verse: Build One Another Up 1 Thessalonians 5:11,13-15, ESV
- 38 Extra Bible Verse: Let Us Hold Fast Hebrew 10:23-25, ESV
- 39 Extra Bible Verse: On the First Day of Every Week 1 Corinthians 16:2, HCSB
- 40 Extra Bible Verse: An Overseer Must Be Titus 1:6-9, ESV
- 41 Extra Bible Verse: Love 1 Corinthians 13:4-8,13, ESV
- 42 Extra Bible Verse: Love Is Patient 1 Corinthians 13:4-8, ESV

Bible Truth 4: By Telling What God Has Done and Praying

- 43 Bible Verse: Pray, Pray, Pray Ephesians 6:18, HCSB
- 44 Extra Bible Verse: Take Up the Whole Armor Ephesians 6:13,16-18, ESV
- 45 Extra Bible Verse: Help Us 2 Corinthians 1:13, ESV

Bible Truth 5: By Baptizing People Who Trust in and Live for Jesus

- 46 Bible Verse: Repent, Repent and Be Baptized Acts 2:38-39, ESV
- 47 Extra Bible Verse: The Time Is Fulfilled Mark 1:15, ESV
- 48 Extra Bible Verse: The Time Mark 1:15, ESV (other version)

Bible Truth 6: By Remembering Jesus Died to Save Them

- 49 Bible Verse: This Is My Body Luke 22:19,20, ESV
- 50 Extra Bible Verse: He Took Bread Luke 22:19,20, HCSB

Big Question 15, Bible Truth 1 Overview: Key Concepts

p.1

Unit 15: God's People Gather Together**Unit Big Question (and Answer):** Why Do God's People Go to Church?

To Worship God and Love One Another!

Unit Bible Verse: "And let us consider how to stir up one another to love and good works, not neglecting to meet together." Hebrews 10:24-25, ESV**Bible Truth 1 Concept: To Worship God and Love One Another...
By Praising God for Jesus' Win over Death!**

On one sad Friday, Jesus suffered and died on the cross for God's people. He was buried in a grave, but He didn't stay there. He rose up from the grave on Day Three—Sunday! He was alive and would be forevermore!

Ever since that first and best Sunday when Jesus beat sin and death, God's people have been gathering together each week to celebrate. (The big, Bible word for God's people gathered together is "congregation.") They sing and pray and listen to God's Word. They rejoice that Jesus had beaten sin and death for them. They are happy the Holy Spirit lives in their hearts. They look forward to the day when Jesus will come back and all of God's people will at last gather together forever as one, big family. That will be the biggest and best celebration of all!

Now all who turn away from their sins and trust in Jesus as their Savior receive God's forgiveness for their sins. He sends His Holy Spirit to live in their hearts and helps them love God and live for Him the rest of their lives. Forever they will be God's dearly-loved people! What an amazing gift God has given us through Jesus!

God's people love to celebrate together, but they are always hoping for more to join them. That's why they tell their neighbors nearby the good news of Jesus. (The big, Bible word for telling others about Jesus is "evangelism.") And that's why they even travel to faraway lands to tell people there about Jesus, too. (The big, Bible word for going to another land to tell people about Jesus is "missions.") They want everyone to hear the good news of Jesus, repent of their sins and trust in Jesus as their Savior. (The big, Bible word for the good news of Jesus is "the gospel.") They want them all to become God's people and join the Sunday celebration of what God has done through Jesus! We can be God's people, too, when we turn away from our sins and trust in Jesus as our Savior. Sundays will be our celebration day, too!

Bible Truth 1 Bible Verse: 1 Peter 1:3, HCSB

"He has given us a new birth into a living hope through the resurrection of Jesus Christ from the dead."

Learn a Little: He has given us a new birth through the resurrection of Jesus Christ from the dead."

Meaning

When we are born as babies, we have our first birth. But did you know that all who turn away from their sins and trust in Jesus as their Savior are given a new birth? Not a new birth as a baby again. This isn't a new birth for our bodies. God gives our heart a new birth. He forgives all our sins and gives us a new heart filled with the Holy Spirit --a heart that knows God, and wants to love Him and live for Him.

Jesus is why God's people get to have this wonderful new birth. He died on the cross for their sins. He made the way for them to be God's people. But Jesus didn't stay dead. He was resurrected. (That's a big Bible word meaning that He rose from the dead.) Yes, on that third day--that glorious Easter Sunday morning-- He rose from the dead, showing that He had really beaten sin and death for them. Jesus is alive for evermore. And He is the living hope of God's people that one day, they, too, will live face to face with God forever! We can be God's people when we turn away from our sins and trust in Jesus as our Savior.

Big Question 15, Bible Truth 1 Overview: Key Concepts

p.2

Bible Truth 1 ACTS Prayer

- A** We praise You, God, for saving Your people, the Church. We praise You for being so powerful that You beat sin and death for them.
- C** God, we know that Sunday should be a special celebration day. It's the day Jesus rose from the dead. But sometimes, we would rather not go to church and celebrate. We would rather do something else that seems more fun. We don't treasure what Jesus did on the cross. We need a Savior!
- T** God, thank You for beating sin and death for God's people through Jesus. Thank You that they don't have to face Your punishment for sin. They get to know You in their hearts now, and get to live with You in heaven when they die. Thank You that we can be Your people, too, when we turn away from our sins and trust in Jesus as our Savior.
- S** God, work in our hearts. Help us to turn away from our sins and trust in Jesus as our Savior. Help us to celebrate Jesus' win over sin and death as we gather together with God's people at church.

In Jesus' name we pray, Amen.

Bible Truth 1 Story**The Case of the Third Day Yay**

Exodus 16,20; Luke 22-24; Acts 20:7; 1 Corinthians 16:2

Songs Used in Bible Truth 1

Big Q & A 15 Song

Big Question 15 Song: Why Do God's People Go to Church?

Big Question 15 Bible Verse Song: Stir Up Hebrews 10:24-25, ESV

Big Question 15 Hymn: Brethren, We Have Met to Worship, v.1

Big Question 15 Praise Song: Praise the Lord Together

Bible Truth 1 Bible Verse: He Has Given Us a New Birth 1 Peter 1:3, HCSB

Extra Bible Verse: Shout with Joy to God Psalm 66:1-3,5,9,16, ESV

Extra Bible Verse: Make a Joyful Noise Psalm 100:1-6 ESV

Extra Bible Verse: Noise, Noise, Noise Psalm 100:1-4. ESV (other version)

Extra Bible Verse: The Time Is Fulfilled Mark 1:15, ESV

Extra Bible Verse: The Time Mark 1:15, ESV (other version)

Extra Bible Verse: How Beautiful Romans 10:13-15, ESV


Extra Bible Verse: Be My Witnesses Acts 1:8, ESV



Extra Bible Verse: All the Nations You Have Made Psalm 86:9, ESV

Extra Bible Verse: Behold a Great Multitude Revelation 7:9-10, ESV

listen to or download songs for free at <https://praisefactory.org>: Deep Down Detectives Music page

1. GETTING STARTED

 = follow the stars for a short & simple lesson plan

<p>Intake Activity Ideas</p>	<p>Choose one of these open-ended activities to include children as they join the class:</p>
<p>Free Play Time <i>suggestions in Appendix D</i></p>	<p> Offer your own or some of the easy-to-make, free play activities suggested in Appendix D.</p>
<p>OR Sing-along Music Time <i>lyrics and sheet music, Appendix A</i> <i>listen to or download songs for free at https://praisefactory.org/DeepDownDetectivesMusicpage</i></p>	<p>Music from Deep Down Detectives (DDD) ESV Songs 15:</p> <ul style="list-style-type: none"> Big Q & A 15 Song <i>DDD ESV Songs 15, track 12</i> Big Question 15 Song <i>DDD ESV Songs 15, track 13</i> Big Question 15 (Unit) Bible Verse Song: <ul style="list-style-type: none"> Stir Up Hebrews 10:24-25, ESV <i>DDD ESV Songs 15, track 14</i> Big Question 15 Hymn: <ul style="list-style-type: none"> Brethren, We Have Met to Worship, v.1 <i>DDD ESV Songs 15, track 15</i> Big Question 15 Praise Song: <ul style="list-style-type: none"> Praise the Lord Together <i>DDD ESV Songs 15, track 16</i> Bible Truth 1 Bible Verse Song: <ul style="list-style-type: none"> He Has Given Us a New Birth 1 Peter 1:3, HCSB <i>DDD ESV Songs 15, track 17</i> Bible Truth 1 Extra Bible Verse: <ul style="list-style-type: none"> Shout with Joy to God Psalm 66:1-3,5,9,16, ESV <i>DDD ESV Songs 15, track 18</i> Bible Truth 1 Extra Bible Verse: <ul style="list-style-type: none"> Make a Joyful Noise Psalm 100:1-6 <i>DDD ESV Songs 15, track 19</i> Bible Truth 1 Extra Bible Verse: <ul style="list-style-type: none"> Noise, Noise, Noise Psalm 100:1-4. ESV <i>DDD ESV Songs 15, track 20</i> Bible Truth 1 Extra Bible Verse: <ul style="list-style-type: none"> The Time Is Fulfilled Mark 1:15, ESV <i>DDD ESV Songs 15, track 21</i> Bible Truth 1 Extra Bible Verse: <ul style="list-style-type: none"> The Time Mark 1:15, ESV <i>DDD ESV Songs 15, track 22</i> Bible Truth 1 Extra Bible Verse: <ul style="list-style-type: none"> How Beautiful Romans 10:13-15, ESV <i>DDD ESV Songs 15, track 23</i> Bible Truth 1 Extra Bible Verse: Be My Witnesses Acts 1:8, ESV <i>DDD ESV Songs 15, track 24</i> Bible Truth 1 Extra Bible Verse: All the Nations You Have Made Psalm 86:9, <i>DDD 15, track 25</i> Bible Truth 1 Extra Bible Verse: Behold a Great Multitude Revelation 7:9-10 <i>DDD 15, track 26</i> <p><i>Add more fun to Sing-along Music Time by adding a Music, Movement & Memory Activity. These activities are listed on p.10 of this lesson plan with the Response Activities. Instructions found in Appendix B.</i></p>
<p>OR Bible Verse Memory Game <i>instructions found in Appendix B</i></p>	<p>Lesson 1 Game: Simon Says How Lesson 2 Game: Roll 'n' Toss Lesson 3 Game: Block Clapping</p> <p><i>These activities are also included on p.10 of this lesson plan with the Response Activities.</i></p>
<p>2. OPENING CIRCLE TIME (introduce the Bible Truth and tell the related Bible story)</p>	
<p>Gathering the Children <i>lyrics and sheet music, Appendix A</i></p>	<p><i>Sing verse 1 of The Classroom Song to gather the children for Circle Time.</i></p> <p>The Classroom Song, verse 1 <i>DDD ESV Songs 15, track 1</i></p> <p>Let's gather together to worship God, Let's gather together to worship God, Let's gather together to worship God, Come gather here with me!</p>
<p>Welcome to Deep Down Detectives</p>	<p> "Welcome to Deep Down Detectives. We're so glad you've joined us! Detectives are people who look for answers to questions. In Deep Down Detectives, we look for answers to big questions about God. We dig deep down in the truths of God's Word to find them."</p>

2. OPENING CIRCLE TIME, continued



= follow the stars for a short & simple lesson plan

<p>Deep Down Detectives Theme Song</p> <p><i>lyrics and sheet music, Appendix A</i></p>	<p>"Let's sing our Deep Down Detectives Theme Song."</p> <p>★ Deep Down Detectives Theme Song DDD ESV Songs 15, track 5</p> <p>We're Deep Down Detectives, diggin' deep in God's Word, For truths about God and His plans for this world, We're seeking to love Him, with all of our heart, We're Deep Down Detectives! Come on! Let's start!</p>
<p>Classroom Rules Song</p> <p><i>lyrics and sheet music, Appendix A</i></p>	<p>There are two very important things that Deep Down Detectives do together: we worship God and we love one another. Our Classroom Rules Song reminds us how we should act. Let's sing it."</p> <p>Classroom Rules Song DDD ESV Songs 15, track 6</p> <p>Shh, be quiet while someone is talking, Raise your hand, if you have something to say, Don't touch your friend, sitting beside you, Obey your teachers, Be kind as you play. These are our classroom rules, These are our classroom rules, They help us worship God and love one another, These are our classroom rules.</p>
<p>Opening Prayer Time</p> <p><i>lyrics and sheet music, Appendix A</i></p>	<p>"Children, we need God's help to keep these rules. Let's ask Him to help us right now. Let's get ready and pray."</p> <p>Let's Pray DDD ESV Songs 15, track 7</p> <p>1-2-3! Fold your hands, Bow your head, Close your eyes. Let's pray! (<i>repeat</i>)</p> <p>"Let's pray:"</p> <p>★ Opening Prayer</p> <p>Dear Lord, We're so glad to get to gather together to worship You! Please help us keep the classroom rules. Please help us to love You and learn about You today. In Jesus' name we pray. Amen.</p>

2. OPENING CIRCLE TIME, continued

★ = follow the stars for a short & simple lesson plan

Reveal the Big Question
Introduce the Big Question Box/Briefcase

lyrics and sheet music, Appendix A

“Detectives INVESTIGATE things. That means they ask questions and look for answers. Deep Down Detectives investigate big questions about God. The Big Question we are investigating today is right inside our Big Question Box/Briefcase.

The Big Question Box Song

DDD ESV Songs 15, track 8

We’ve got a big box,
All closed up and locked,
Filled with the truths of God’s Word.

We’ve got a brief case,
There’s no time to waste,
Come on, kids, let’s open it up!

The Big Question under Investigation

VISUAL take out AID



of BQB

Big Question & Answer Sign, front side

**found in the DDD Unit 15 Visual Aids, ESV Book*

Ok, who would like to open for me and pull out the Big Question?”

Choose a child to open the box/briefcase, take out the Big Question and hand it to you, then hold up the Big Question sign for all the children to see, and say:

★ The Big Question we are investigating today is Big Question Number 15:

Why Do God’s People Go to Church?

and the Answer is:

To Worship God and Love One Another!

Big Question Meaning

★ A church is God’s people gathering together. Some churches meet in special buildings. Some churches meet in homes. Some meet outside. No matter where they meet, when God’s people gather together, they are a church. When God’s people gather together as a church, they worship God. They worship Him for being the one, true God who is not like anyone else. They worship Him for saving them through Jesus. They sing songs and pray to God. They listen to the Bible and learn how to obey it. God’s people also gather together to love one another. They talk with each other, and take care of each other, and pray for each other. The Bible tells us that God’s people are to meet together often. It tells us that when they gather together, Jesus will be there with them in a special way. We can be God’s people when we turn away from our sins and trust in Jesus as our Savior. Then, we will gather together with God’s people to worship God and love one another, too!

Big Question Songs

★ “Let’s sing our Big Question Song:

Big Q & A 15 Song

Big Q & A 15 Song

(adapted version of “This Is the Way We Wash Our Clothes”)

DDD ESV Songs 15, track 12

lyrics and sheet music, Appendix A

Why do God’s people go to church?
Go to church? Go to church?
Why do God’s people go to church?
To worship God and to love one another!

2. OPENING CIRCLE TIME, continued



= follow the stars for a short & simple lesson plan

<p>Learning about the Big Question</p> <p>★</p>	<p>Repeat the Big Question and Answer again: "Why Do God's People Go to Church? To Worship God and Love One Another!"</p> <p>Say: "Hmmm, I wonder what that means... Let's do our action rhyme/sing our song that explains it."</p> <p>Then do the action rhyme or sing the song using any of the optional motions suggested, if desired.</p>	
<p>Big Question Action Rhyme</p>	<p>Big Question 15 Action Rhyme</p> <p>Let's gather together to worship God. Let's gather together to worship God. That's what God's people do.</p> <p>Let's gather together to love each other. Let's gather together to love each other. That's what God's people do.</p> <p>Let's gather together to hear God's Word. Let's gather together to hear God's Word. That's what God's people do.</p> <p>Let's gather together to sing and pray. Let's gather together to sing and pray. That's what God's people do.</p>	<p><u>(POSSIBLE ACTIONS)</u></p> <p><i>Raise hands to praise God</i></p> <p><i>Hold open arms out towards others, like welcoming a hug</i></p> <p><i>Make an open Bible with the flat palms of your hands</i></p> <p><i>Make prayer hands</i></p>
<p>Big Question (Action Rhyme) Song ★</p> <p><i>lyrics and sheet music, Appendix A</i></p>	<p>Big Question 15 Action Rhyme/ Song</p> <p>Refrain: Why do God's people go to church? To worship God and love one another. Why do God's people go to church? To worship God and love one another.</p> <p>Verse 1: God's people gather to worship God. To sing His praises and pray. They listen to preaching, From God's Word, the Bible, To better love Him each day. <i>Refrain</i></p> <p>Verse 2: God's people gather to love one another, In acts of kindness and grace. They love one another, Like sisters and brothers, Helping all to live God's way. <i>Refrain</i></p>	<p><i>DDD ESV Songs 15, track 13</i></p> <p><u>(POSSIBLE ACTIONS)</u></p> <p><i>Raise hands to praise God</i></p> <p><i>Hold open arms out towards others, like welcoming a hug</i></p> <p><i>Make prayer hands</i></p> <p><i>Make an open Bible with the flat palms of your hands</i></p> <p><i>Raise hands to praise God</i></p> <p><i>Hold open arms out towards others, like welcoming a hug</i></p> <p><i>Point up to God in heaven</i></p>

2. OPENING CIRCLE TIME, continued

★ = follow the stars for a short & simple lesson plan

Learning the Bible Truth

VISUAL take out

AID



of BQB

VISUAL AID

All the Bible Truths Sign

★ "To Worship God and Love One Another" is a good beginning, but there's so more to learn. So it's time for us to dig down even deeper for more answers to our Big Question about God. We're going to be learning **SIX** Bible truths that all tell us more about why God's people go to church.

Who would like to hand me the picture with our six Bible truths on it? It's in the Big Question Box/Briefcase." *Choose a child to get it and hand it to you, then hold it up and show them the pictures of the six truths they will be learning.*

Bible Truth Clue

VISUAL take out

AID



of BQB

Bible Truth Clue Sign,

front side

VISUAL AID

After everyone has had a good look, say...

"Ok, now let's look at our Bible Truth Clue sign and see if we can figure out which of these six truths we will be learning about today. Who would like to get it out of the Big Question Briefcase for me?"

Choose a child to open the briefcase, take out the Bible Truth Clue sign and hand it to you. Hold up the front side for the children to see. Cover up the answer, written along the bottom, and say:

**"Why Do God's People Go to Church?
To Worship God and Love One Another!
By Praising God for Jesus' Win over ????"**

We're missing one word. Here's the hint to what the missing word is. It says: "What is the opposite of alive? It starts with a "D" and it rhymes with "breath." Can you guess? It's "death."

So, the Bible Truth we are learning today is:
(uncover answer from bottom of sign, show it to them and say:)

★ **"Why Do God's People Go to Church?
To Worship God and Love One Another!
By Praising God for Jesus' Win over ????"**

And here is what this Bible Truth means: *(read the meaning off of the back of the sign, say:)*

Hint

Bible Truth Meaning

★ On one sad Friday, Jesus suffered and died on the cross for God's people. He was buried in a grave, but He didn't stay there. He rose up from the grave on Day Three—Sunday! He was alive and would be forevermore!

Ever since that first and best Sunday when Jesus beat sin and death, God's people have been gathering together each week to celebrate. (The big, Bible word for God's people gathered together is "congregation.") They sing and pray and listen to God's Word. They rejoice that Jesus had beaten sin and death for them. They are happy the Holy Spirit lives in their hearts. They look forward to the day when Jesus will come back and all of God's people will at last gather together forever as one, big family. That will be the biggest and best celebration of all!

Now all who turn away from their sins and trust in Jesus as their Savior receive God's forgiveness for their sins. He sends His Holy Spirit to live in their hearts and helps them love God and live for Him the rest of their lives. Forever they will be God's dearly-loved people! What an amazing gift God has given us through Jesus!

God's people love to celebrate together, but they are always hoping for more to join them. That's why they tell their neighbors nearby the good news of Jesus. (The big, Bible word for telling others about Jesus is "evangelism.") And that's why they even travel to faraway lands to tell people there about Jesus, too. (The big, Bible word for going to another land to tell people about Jesus is "missions.") They want everyone to hear the good news of Jesus, repent of their sins and trust in Jesus as their Savior. (The big, Bible word for the good news of Jesus is "the gospel.") They want them all to become God's people and join the Sunday celebration of what God has done through Jesus! We can be God's people, too, when we turn away from our sins and trust in Jesus as our Savior. Sundays will be our celebration day, too!

2. OPENING CIRCLE TIME, continued

★ = follow the stars for a short & simple lesson plan

Learning the Bible Verse

"And how do I know this is true? God tells me so in His special book, the Bible."

The Bible Chant Song

Say or sing the Bible Chant Song.

lyrics and sheet music, Appendix A

The Bible Chant Song

DDD ESV Songs 15, track 9

The Bible, the Bible,
Let's get out the Bible.
Let's hear what God has to say.
The Bible, the Bible,
God's given us the Bible.
It's His Word for us to learn and obey! Yay!

Bible Verse

DDD 15.1 Bible Verse-front side (in the DDD Bible folder)

VISUAL AID

Place verse in take out

of BQB

DDD Bible Folder

"Who would like to get our Bible folder out of the Big Question Briefcase for me?"

Choose a child to open the briefcase, take out the "Bible" folder and hand it to you. Remove the Bible Verse Picture from the "Bible" folder and hold it up for all the children to see, then say:

1 Peter 1:3 tells us:

★ **1 Peter 1:3, HCSB**

"He has given us a new birth into a living hope through the resurrection of Jesus Christ from the dead."

Learn a Little: He has given us a new birth through the resurrection of Jesus Christ from the dead."

*found in the DDD Unit 15 Visual Aids, ESV Book

Bible Verse Meaning

★ **What does that mean?**

When we are born as babies, we have our first birth. But did you know that all who turn away from their sins and trust in Jesus as their Savior are given a new birth? Not a new birth as a baby again. This isn't a new birth for our bodies. God gives our heart a new birth. He forgives all our sins and gives us a new heart filled with the Holy Spirit --a heart that knows God, and wants to love Him and live for Him.

Jesus is why God's people get to have this wonderful new birth. He died on the cross for their sins. He made the way for them to be God's people. But Jesus didn't stay dead. He was resurrected. (That's a big Bible word meaning that He rose from the dead.) Yes, on that third day--that glorious Easter Sunday morning-- He rose from the dead, showing that He had really beaten sin and death for them. Jesus is alive for evermore. And He is the living hope of God's people that one day, they, too, will live face to face with God forever! We can be God's people when we turn away from our sins and trust in Jesus as our Savior.

2. OPENING CIRCLE TIME, continued

= follow the stars for a short & simple lesson plan


**Bible Verse
Song***lyrics and sheet music,
Appendix A**You might also enjoy:**Shout with Joy to God
Psalm 66:1-3,5,9,16, ESV
DDD ESV Songs 15,
track 18**An Overseer Must Be
Titus 1:6-9, ESV
DDD ESV Songs 15,
track 19**Make a Joyful Noise
Psalm 100:1-6, ESV
DDD ESV Songs 15,
track 20**Noise, Noise, Noise
Psalm 100:1-4, ESV
DDD ESV Songs 15,
track 21**The Time
Mark 1:15, ESV
DDD ESV Songs 15,
track 22**How Beautiful
Romans 10:13-15, ESV
DDD ESV Songs 15,
track 23**Be My Witnesses
Acts 1:8, ESV
DDD ESV Songs 15,
track 24**All the Nations You Have
Made Psalm 86:9, ESV
DDD ESV Songs 15,
track 25**Behold a Great Multitude
Revelation 7:9-10, ESV
DDD ESV Songs 15,
track 26*










We've said our Bible verse, now let's sing it!

He Has Given Us a New Birth: 1 Peter 1:3, HCSB*DDD ESV Songs 15, track 17*

He has given us a new birth,
 Into a living hope,
 He has given us a new birth,
 Into a living hope,
 Through the resurrection of Jesus Christ from the dead,
 Through the resurrection of Jesus Christ from the dead.
 He has given us a new birth,
 Into a living hope,
 He has given us a new birth,
 Into a living hope.
 First Peter One, three.

2. OPENING CIRCLE TIME, continued

 = follow the stars for a short & simple lesson plan

<p>Getting into the Case</p>	<p>"Now it's time to do a bit more deep down investigating. Let's see what Detective Dan wants us to help him figure out. Would someone like to get it out for me?"</p>
<p>Listening Assignments</p> <p>Place in  take out  of BQB</p>	<p>NOTE: Listening assignments are most suitable for ages 3+. Skip straight to the Bible story (see bottom of this page), if working with 2 year olds.</p> <p>"Let's open up our listening assignment and see what we are supposed to figure out today.</p> <p>Choose a child to take out the Listening Assignment (from the DDD Bible Folder) and hand it to you. Read Detective Dan's letter to the children that includes the listening assignment. The listening assignments are summarized below:</p>
<p>VISUAL AID</p> <p></p> <p>DDD Unit 15 Visual Aids, ESV</p>	<p>Detective Dan's Lesson #1 Listening Assignment:</p> <p>I need to find out:</p> <ol style="list-style-type: none"> 1. What happened on the third day after Jesus died that made the disciples so happy? 2. What day of the week was that third day? What did Jesus' followers keep doing each week to remember that first, wonderful day?
<p>VISUAL AID</p> <p></p> <p>DDD Unit 15 Visual Aids, ESV</p>	<p>Detective Dan's Lesson #2 Listening Assignment:</p> <p>Our Bible Verse is 1 Peter 1:3, HCSB: "He has given us a new birth into a living hope through the resurrection of Jesus Christ from the dead."</p> <p>I need to find out:</p> <ol style="list-style-type: none"> 1. Who celebrated Jesus' resurrection from the dead on that first, wonderful Sunday? 2. How did they receive a new birth into a living hope? What did that mean?
<p>VISUAL AID</p> <p></p> <p>*Listening Assignment #3 includes the Assignment Sheet, plus 6 clue pictures*</p> <p>DDD Unit 15 Visual Aids, ESV</p>	<p>Detective Dan's Lesson #3 Listening Assignment:</p> <p>I found six clues, but only 4 of them are in the story. Our six clues are: Jesus, bird, praying together, God's Word, a cross and a hat. Hold each of them up for the children to see as you identify them.</p> <p>I need to figure out:</p> <ol style="list-style-type: none"> 1. Which four belong in the story and which two don't? 2. What did Jesus is followers celebrate every Sunday? What did they thank God for doing?
<p>Tell the Bible Story</p> <p>Place story & pics in  take out  of BQB</p> <p>DDD Unit 15 Visual Aids, ESV</p> <p>Story text included in this book right after this lesson plan and in Visual Aids book</p>	<p> Then say, "Ok, Deep Down Detectives! Put on your best listening ears and see if you can hear the answers to Detective Dan's questions. When I finish telling the story, we will see if we can answer all the questions."</p> <p> Bible Story: The Case of the Third Day Yay</p> <p>Exodus 16,20; Luke 22-24; Acts 20:7; 1 Corinthians 16:2</p> <p>Read the Bible Truth story, putting up the storyboard pictures as you tell it. Then, have the children answer the listening assignment. Present the gospel and lead in prayer.</p> <p>*Answers to questions; the gospel; and, ACTS prayer are included with the story text.*</p>

Lesson Plan: Big Question 15, Bible Truth 1

use with all THREE lessons

2. OPENING CIRCLE TIME, continued

 = follow the stars for a short & simple lesson plan

Story Response Song(s)

As attention span and time allow, you might want to end with one of the following songs which also tie in with the unit. If desired, use the Music and Movement activity ideas while singing, listed with the Response Activities.

Hymn
lyrics and sheet music, Appendix A

Brethren, We Have Met to Worship DDD ESV Songs 15, track 15

Verse 1
Brethren, we have met to worship,
And adore the Lord, our God.
Will you pray with all your power,
While we try to preach the Word?

Tie-in: "Why do God's people go to church? To worship God and love one another! Do you know what brethren are? It's a big word that means "brothers and sisters." God's people are like brothers and sisters in a family...God's family. They meet to worship God and pray and listen to the pastor preach God's Word. They meet together to love one another and care for each other's needs. When they meet together they do things to love one another. And this is why you and I, your parents and all the other people are here at church today!"

Praise Song
lyrics and sheet music, Appendix A


Praise Song: Praise the Lord Together DDD ESV Songs 15, track 16

Praise the Lord together saying:
"Hallelujah, Hallelujah, Hallelujah!"
Praise the Lord together saying:
"Hallelujah, Hallelujah, Hallelujah!" *repeat*

Tie-in: "Why do God's people go to church? To worship God and love one another! God's people meet together to worship God and love one another. They praise God together, they listen to God's Word together and they love each other. Let's sing a song about meeting together to worship God and love one another."

3. TAKING ACTION: Response Activities *(choose from among these activities)*

Transition to Activities

 Well, Deep Down Detectives, you've done a great job diggin' deep down for answers in the truths of God's Word. Now it's time to enjoy some activities."

Tell children what activity/s you are providing for them: either free play or some of the response activities listed below. When you are ready to dismiss them, use this song to help the children transition in an orderly fashion to their next activity.






Classroom Song, verse 2
lyrics and sheet music, Appendix A

"Children, let's sing our Time to Play Song. When we are finished you may get up and walk over to our next activity."

Classroom Song, verse 2 DDD ESV Songs 15, track 2
We've gathered together to worship God,
We've gathered together to worship God,
And now it's time to play.

Dismiss the children to whatever activities you have prepared for them to do.

3. TAKING ACTION: Response Activities (choose from among these activities) ★ = short & simple lesson plan

<p>Response Activities</p>	<p>Choose one or more activities appropriate for your children, based on classroom time and developmental needs. Add the Discussion Sheet to any activity for deeper learning. ★</p>
<p>Bible Verse Memory Game</p> <p><i>game directions, Appendix B</i></p>	<p>Though listed with the opening activities, you may choose to use this Bible verse game here instead (or as a repeat).</p> <ul style="list-style-type: none"> • Lesson 1 Game: Simon Says How • Lesson 2 Game: Roll 'n' Toss • Lesson 3 Game: Block Clapping <p>Use the Discussion Sheet with this activity for even deeper learning ★</p>  <p>Discussion Questions</p>
<p>Music, Movement & Memory Activity</p> <p><i>game directions, Appendix B</i></p>	<p>A music activity that uses the songs from the Bible Truth and Big Question unit.</p> <ul style="list-style-type: none"> • DDD Songs for this Bible Truth, plus: • Lesson 1 Activity: March 'n' Say • Lesson 2 Activity: Clap, Tap and Say • Lesson 3 Activity: Block Clappers <p>Use the Discussion Sheet with this activity for even deeper learning ★</p>  <p>Discussion Questions</p>
<p>Bible Story Review Game</p> <p><i>game directions, Appendix B</i></p>	<p>A game that uses the storyboard pictures from the story to review the story.</p> <ul style="list-style-type: none"> • Lesson 1 Game: Who's Inside? • Lesson 2 Game: Fix Up the Mix Up • Lesson 3 Game: Take Me through the Tunnel <p>Use the Discussion Sheet with this activity for even deeper learning ★</p>  <p>Discussion Questions</p>
<p>Coloring Pages/ Take Home Sheets</p> <p><i>in Appendix C</i></p> <p>★</p>	<p>A coloring page related to the lesson assignment question is provided for each lesson. On the back of each are the key concepts, a few questions and a song for parents to use with their children.</p> <p>NOTE: Upgrade your coloring sheet to a more interesting craft by offering simple embellishments, such as jiggly eyes, craft sand, glitter, glitter glue, colored paper dots (made with a hole punch), fabric scraps, etc. Make cut-to-size glued-on clothes, hair, etc for characters by using a copy of the coloring sheet, cutting out the selected portions and making them the patterns for whatever you want to cut out of fabric, paper, foil, etc.</p> <ul style="list-style-type: none"> • Lesson 1 Coloring Sheet Emphasis: Bible Truth • Lesson 2 Coloring Sheet Emphasis: Bible Verse • Lesson 3 Coloring Sheet Emphasis: ACTS Prayer <p>Use the Discussion Sheet with this activity for even deeper learning ★</p>  <p>Discussion Questions</p>
<p>Extra Crafts: Big Question Craft</p> <p><i>in Appendix C</i></p> <p>Bible Verse Craft</p> <p><i>in Appendix C</i></p> <p>Bible Story Puzzle</p> <p><i>in Appendix C</i></p>	<p>These crafts are slightly more complex than the coloring/take home sheets:</p> <p>The Bible Concept Go-and-Tell Craft is a craft that summarizes the Bible concept and includes the Bible verse is included for those desiring more than a coloring sheet. This more complex craft will involve gluing, sticking, etc. Can be used at any time.</p> <p>The Bible Story Coloring Sheet provides a tie in between the Bible story and the Bible truth they are learning.</p> <p>The Storyboard Picture Placement Page has been made into a puzzle that can be cut out and re-assembled by the children. This provides a nice summary of the story.</p> <p>Use the Discussion Sheet with these activities for even deeper learning ★</p>  <p>Discussion Questions</p>
<p>Free Play Activities ★</p> <p><i>ideas in Appendix D</i></p>	<p>Offer your own or some of the easy-to-make, free play activities suggested in Appendix D.</p>

4. CLOSING CIRCLE TIME *(End-of-session activities for the last 5-10 minutes of class time)*



<p>Transition to Closing Circle</p> <p>Classroom Song, verse 3</p> <p><i>lyrics and sheet music, Appendix A</i></p>	<p><i>Use this song to help the children transition in an orderly fashion. Start singing this song and ask the children to gather with you for Closing Circle Time.</i></p> <p>Classroom Song, verse 3 <i>DDD ESV Songs 15, track 3</i></p> <p>It's time to get ready to go and tell, It's time to get ready to go and tell, Come gather here with me.</p>
<p>Closing Circle Time</p> <p>Classroom Song, verse 4</p> <p><i>lyrics and sheet music, Appendix A</i></p>	<p><i>When children are settled in the circle, say:</i></p> <p>"It's almost time for your parents to come pick you up. And do you know what that means? It means.... (draw this out to build anticipation and excitement)...that it's almost time to go home and....it's almost time to...Go and Tell! We have learned some big news about God today. God wants us to take and tell it to the whole world!"</p> <p>Classroom Song, verse 4 <i>DDD ESV Songs 15, track 4</i></p> <p>So what's our big news to go and tell, So what's our big news to go and tell, Can you tell me now?</p>
<p>Big News to Tell Big Question 15</p> <p>VISUAL AID</p> <div style="border: 1px solid black; background-color: #90EE90; padding: 5px; display: inline-block; width: 30px; height: 30px; text-align: center; line-height: 30px;">#1</div> <p><i>*found in DDD Unit 15 Visual Aids, ESV Book lyrics and sheet music, Appendix A</i></p> <p>Big Question 15, Bible Truth 1</p> <p>VISUAL AID</p> <div style="border: 1px solid black; background-color: #90EE90; padding: 5px; display: inline-block; width: 30px; height: 30px; text-align: center; line-height: 30px;">#3</div>	<p>"Let's see....there's so much big news to tell! There's so much we've learned!</p> <p>First of all, can you tell me the answer to our Big Question: "Why Do God's People Go to Church?" <i>Hold up the Bible Truth Clue Picture.</i></p> <p>Say the answer with me: "To Worship God and Love One Another!" <i>(If desired, you can sing one/both of the Big Question songs.)</i> <i>DDD ESV Songs 15, tracks 12,13</i></p> <p>And what's one way He does this? What did we learn? <i>Point to the picture.</i></p> <p>By Praising God for Jesus' Win over Death!</p> <p>"And how do I know this is true? Can you tell me? Say it with me: "The Bible tells me so!" That's right!</p>
<p>Big Question 15 Bible Truth 1 Bible Verse</p> <p>VISUAL AID</p> <div style="border: 1px solid black; background-color: #90EE90; padding: 5px; display: inline-block; width: 30px; height: 30px; text-align: center; line-height: 30px;">#4</div> <p><i>*found in the DDD Unit 15 Visual Aids, ESV Book lyrics and sheet music, Appendix A</i></p>	<p>We learned: 1 Peter 1:3, HCSB "He has given us a new birth into a living hope through the resurrection of Jesus Christ from the dead."</p> <p>Learn a Little: He has given us a new birth through the resurrection of Jesus Christ from the dead."</p> <p>What does that mean?</p> <p>When we are born as babies, we have our first birth. But did you know that all who turn away from their sins and trust in Jesus as their Savior are given a new birth? Not a new birth as a baby again. This isn't a new birth for our bodies. God gives our heart a new birth. He forgives all our sins and gives us a new heart filled with the Holy Spirit --a heart that knows God, and wants to love Him and live for Him. Jesus is why God's people get to have this wonderful new birth. He died on the cross for their sins. He made the way for them to be God's people. But Jesus didn't stay dead. He was resurrected. (That's a big Bible word meaning that He rose from the dead.) Yes, on that third day--that glorious Easter Sunday morning-- He rose from the dead, showing that He had really beaten sin and death for them. Jesus is alive for evermore. And He is the living hope of God's people that one day, they, too, will live face to face with God forever! We can be God's people when we turn away from our sins and trust in Jesus as our Savior.</p> <p><i>(If desired, you can sing the Bible verse song.)</i> <i>DDD ESV Songs 15, track 17</i></p>

4. CLOSING CIRCLE TIME, continued

<p>Closing ACTS Prayer Time</p> <p>ACTS Prayer Chant</p> <p><i>lyrics and sheet music, Appendix A</i></p>	<p><i>Let's ask God to help us to remember this and even tell others this good news. Let's get ready and pray our ACTS prayer.</i></p> <p><i>And what does ACTS mean? Let's sing/say our ACTS Prayer Chant!</i></p> <p>ACTS Prayer Chant Song <i>DDDESV Songs 15, tracks 10,11</i></p> <p>A, Adoration, God, we praise You! C, Confession, Forgive us our sins. That's the ACTS prayer, my friend, T, Thanksgiving, Thank You for Jesus, Bow your head, Close your eyes, Shhh, S, Supplication, Help us to live like Him. Let's begin.</p>
<p>Closing ACTS Prayer</p>	<p>"Let's pray!"</p> <p><i>Lead the children in the ACTS prayer for this Bible Truth.</i></p> <p>A We praise You, God, for saving Your people, the Church. We praise You for being so powerful that You beat sin and death for them.</p> <p>C God, we know that Sunday should be a special celebration day. It's the day Jesus rose from the dead. But sometimes, we would rather not go to church and celebrate. We would rather do something else that seems more fun. We don't treasure what Jesus did on the cross. We need a Savior!</p> <p>T God, thank You for beating sin and death for God's people through Jesus. Thank You that they don't have to face Your punishment for sin. They get to know You in their hearts now, and get to live with You in heaven when they die. Thank You that we can be Your people, too, when we turn away from our sins and trust in Jesus as our Savior.</p> <p>S God, work in our hearts. Help us to turn away from our sins and trust in Jesus as our Savior. Help us to celebrate Jesus' win over sin and death as we gather together with God's people at church. In Jesus' name we pray, Amen.</p>
<p>5. TAKING IT HOME <i>(Take Home Sheet)</i></p>	
<p>Clean up and Dismissal</p>	<p>"Now it's time to work together and clean up." <i>Have the children join you in cleaning up the room.</i></p>
<p>Coloring Pages/ Take Home Sheets</p> <p><i>in Appendix C</i></p>	<p><i>Give out the craft/take home sheet and any other papers from the session, as you dismiss children from class.</i></p> <p><i>(Reminder: The back side of the coloring page is the take home sheet for each lesson.)</i></p>
<p>Bible Story to Take-Home</p> <p><i>in Appendix C</i></p>	<p>You may also want to include a copy of the story along with the take home sheet. (However, each coloring sheet/take home sheet includes a note to parents telling where they can download the story from the Parent Resources section on the website.</p>

Bible Story for Big Question 15, Bible Truth 1

use with all THREE lessons

Place
story in

take out

P.1

The Case of the Third Day Yay*Exodus 16,20; Luke 22-24; Acts 20:7; 1 Corinthians 16:2*

of BQB

Story-telling Tips

Ahead of time:

1. Read the Bible verses and story. Pray!
2. Choose story action cues and prepare storyboard figures/Story Scenes, if using. (In Visual Aids book)
3. Practice telling story with the storyboard figures/Story Scenes, timing your presentation. Shorten, if necessary.

During your presentation:

1. Maintain as much eye contact as possible as you tell the story.
2. Put up storyboard figures/add story action cues/hold up Story Scenes as you tell the story. Allow the children to help you put them on the board, if desired.
3. Include the children in your story with a few questions about what they think will happen or words/concepts that might be new to them.
4. Watch the kids for signs that their attention span has been reached. Shorten, if necessary.

INTRODUCTION/ LISTENING ASSIGNMENTS

"Our story is called: The Case of the Third Day Yay. Here is your listening assignment." Read from Detective Dan's Listening Assignment signs, but questions are summarized below:

Detective Dan's Lesson #1 Listening Assignment:

I need to find out:

1. **What happened on the third day after Jesus died that made the disciples so happy?**
2. **What day of the week was that third day? What did Jesus' followers keep doing each week to remember that first, wonderful day?**

Detective Dan's Lesson #2 Listening Assignment:

Our Bible Verse is 1 Peter 1:3, HCSB: "He has given us a new birth into a living hope through the resurrection of Jesus Christ from the dead."

I need to find out:

1. **Who celebrated Jesus' resurrection from the dead on that first, wonderful Sunday?**
2. **How did they receive a new birth into a living hope? What did that mean?**

Detective Dan's Lesson #3 Listening Assignment:

I found six clues, but only 4 of them are in the story.

Our six clues are: Jesus, bird, praying together, God's Word, a cross and a hat.

Hold each of them up for the children to see as you identify them.

I need to figure out:

1. **Which four belong in the story and which two don't?**
2. **What did Jesus is followers celebrate every Sunday? What did they thank God for doing?**

Read the assignment questions, THEN SAY,

"Ok, Deep Down Detectives! Put on your best listening ears and see if you can hear the answers to Detective Dan's questions. When I finish telling the story, we will see if we can answer all the questions."

Read the Bible Truth story, answer questions, present the gospel and lead in prayer.

Answers to questions; the gospel; and, ACTS prayer are included with the story text.

The Case of the Third Day Yay *Exodus 16,20; Luke 22-24; Acts 20:7; 1 Corinthians 16:2*

Story with lines separating paragraphs (text in bold, optional interaction cues in italics)

Walk! Walk! Walk! Look at all of God's people walking. Where are they going? What are they doing? They aren't staying at home, so where are they going?

Where do you think they are going?

Are they going to the market to shop? No, not the market. Are they going to the fields to work? No, not this day.

Then, where ARE they going? Aren't those the things they do EVERY day? Aren't those the places they go every day: Sunday, Monday, Tuesday, Wednesday, Thursday, Friday, and Saturday?

Well, not quite every day. There was one day, each week, that God told them to do something very different. On this day, they were to rest. And, instead of going about their regular work, they were to go to the worship place. This was the day they were to gather together and worship the LORD. Do you know what this special day was called?

Can you tell me what it's called?

It was called the Sabbath --from the Hebrew word for "rest." And which day of the week was the Sabbath? It was Saturday, always Saturday --the last day of the week. That's why, in our story, God's people weren't staying at home, or going to shop at the market, or going to work in the fields on this day. This was the Sabbath Day, and God's people were going to worship God, as God told them to in the Ten, Big Laws He gave them through Moses.

For hundreds and hundreds of years, the Sabbath-Saturday was the day God's people were to rest from their work, and to gather together to worship God. But then, something really big and wonderful happened: the Savior came. And something He did changed that worship day from Saturday to Sunday. Do you know the Savior's name?

Can you tell me His name?

It's Jesus!

Yes, Jesus came to earth to be the Savior of God's people. He lived a perfect life. He never, ever disobeyed God. He was the perfect law-keeper of all of God's laws. Then, Jesus gave His perfect life as the full payment for the sins of God's people, when He suffered and died on the cross.

Friends came and took Jesus' body off the cross. They covered it in sweet-smelling spices and wound white, linen cloth around it. They buried Jesus' body in a grave cave, rolled a huge stone in place to shut the cave, and left Him. Oh, how sad they were on that Friday when Jesus died!

In that grave cave, Jesus' dead body lay all that Friday and all that Sabbath-Saturday. Soldiers stood guard over the grave cave, making sure no one came and took Jesus body.

Story with lines separating paragraphs (text in bold, optional interaction cues in italics)

But then, early on the next day--Sunday--what a surprise there was for those soldiers and Jesus' disciples ...and really the whole world! Jesus' body didn't stay put AT ALL! Can you tell me what happened?

What happened to Jesus?

God raised Jesus from the dead! Out of that grave cave, Jesus came. He was alive, never to die again!

Jesus appeared to many people that day. He appeared to three women who had come to His grave cave. Yay! Jesus is alive! Then, to two people as they walked along the road to their home. "Yay! Jesus is alive!" And in the evening, Jesus appeared to a whole group of His disciples. "Yay! Jesus is alive!"

Yes! Jesus was alive, and His friends were so happy! Jesus had really beaten sin and death for God's people. Now, instead of facing God's punishment, God's people were forgiven. They would get to know God, and love and enjoy Him forever. What an amazing day this was! This was the day God's people had been waiting for since the beginning, when Adam and Eve disobeyed God and sin came into the world.

Jesus' followers never wanted to forget this wonderful Sunday. So, they began to gather together every Sunday to celebrate what He had done for them. They didn't call this special worship day the Sabbath anymore. They gave it a new name to remind them of what Jesus had done. Do you know what that new name is?

Can you tell me?

They called it "the Lord's Day" because they were celebrating the wonderful Sunday when the Lord Jesus rose from the dead, proving He had beaten sin and death for God's people.

From then on, Jesus' followers kept on gathering together every Lord's Day to worship God and love one another. They worshiped God and praised Jesus, their Savior, who beat sin and death for them. They shared stories of the amazing things that God was doing, and asked God to do more. They learned from God's Word, the Bible, and shared a special meal together to remember that Jesus died for their sins. They prayed and care for each other's needs. In all these ways, they worshipped God and loved one another. How loud were their praises every Lord's Day! Sunday was a big celebration day.

But as happy as those first Christians were to celebrate every Sunday in their little gatherings, that wasn't enough. Not enough for them and not enough for God. They wanted more, more, more! Can you guess what they wanted more of?

Can you guess?

They wanted MORE people to know the good news of Jesus. They wanted MORE people to turn away from their sins and trust in Him as their Savior. They wanted MORE people to know God, love God, and sing praises to Him. They wanted the WHOLE WORLD to be filled with God's people.

This was what Jesus had told them to do. "Go into the whole world with the gospel," Jesus had said, right before He went up to heaven. "Teach them to repent of their sins and trust in Me as their Savior. Baptize them as My followers. Teach them how to be My disciples. Teach them how to live as God's people," He said. "I will send the Holy Spirit to help you," Jesus promised.

Story with lines separating paragraphs (text in bold, optional interaction cues in italics)

And that's just what Jesus' disciples did. After the Holy Spirit came to live in their hearts, they began to tell everyone the good news of Jesus. First, to the people living in Jerusalem, then out to their nearby neighbors, they went with the gospel. The Holy Spirit worked in the hearts of many, and they turned from their sins and trusted in Jesus as their Savior. These new believers joined the disciples as they gathered together. Sundays had become their celebration day, too. God's people were growing in number. Their praises were getting louder!

Then, further and further away they went to tell the good news of Jesus to others in faraway places. The Holy Spirit worked in the hearts of many of these people, too. They turned from their sins and trusted in Jesus as their Savior. Little churches of believers sprung up everywhere. Sundays had become their celebration day, too.

Since then, God's people keep on spreading the good news of Jesus, and the Holy Spirit keeps on working in hearts. And what do God's people keep doing on Sundays?

Can you tell me?

They keep on gathering together to celebrate that most wonderful Sunday when Jesus rose from the dead. Their numbers keep growing and their praises get louder, as more people put their faith in Jesus.

And this is why we gather together today: to celebrate how Jesus proved He beat sin and death for God's people on that wonderful Sunday, long ago!

Cracking the Case: (story wrap-up for Listening Assignments)

It's time to see how we did with our Listening Assignment.

Detective Dan's Lesson 1 Listening Assignment:

1. What happened on the third day after Jesus died that made the disciples so happy? Jesus rose from the dead. He proved that He had really beaten sin and death for God's people.

2. What day of the week was that third day? What did Jesus' followers keep doing each week to remember that first, wonderful day? A Sunday. They started gathering together every Sunday to celebrate what Jesus had done for them.

For You and Me:

God's people around the world still celebrate with a "third day yay"! They still gather together on Sundays to celebrate Jesus rising from the dead in victory over sin and death for God's people. We can join in that celebration, too, when we turn away from our sins and trust in Jesus as our Savior. Ask God to help you do this. He loves to answer this prayer.

Detective Dan's Lesson 2 Listening Assignment:

Our Bible Verse is 1 Peter 1:3, HCSB: "He has given us a new birth into a living hope through the resurrection of Jesus Christ from the dead."

1. Who celebrated Jesus' resurrection from the dead on that first, wonderful Sunday? Jesus' disciples.

2. How did they receive a new birth into a living hope? What did that mean? They had turned away from their sins and trusted in Jesus as their Savior. God forgave their sins and made their hearts new. He sent His Holy Spirit to live inside of them, so they could know Him, and to help them love Him and live for Him. He filled their hearts with hope in Jesus now, and hope in one day going to live with Him forever in heaven. That would be best of all.

For You and Me:

Like those first followers of Jesus, we, too, can receive a new birth into a living hope. We, too, can have our sins forgiven and begin life as one of God's people. We can know God in our hearts now and one day, go to live with Him forever in heaven. How? When we turn away from our sins and trust in Jesus as our Savior.

Detective Dan's Lesson 3 Listening Assignment:

Our six clues were: Jesus, bird, praying together, God's Word, a cross and a hat

1. Which four belong in our story?

Jesus, people praying, God's Word and the cross belong. The bird and the hat do not.

2. What did Jesus' followers celebrate every Sunday? What did they thank God for doing? They gathered together to celebrate Jesus' beating sin and death for them on that first, wonderful Sunday when He rose from the dead. They thanked God for sending Jesus to be their Savior.

For You and Me:

God's people around the world still celebrate with a "third day yay"! They still gather together on Sundays to celebrate Jesus rising from the dead in victory over sin and death for God's people. We can join in that celebration, too, when we turn away from our sins and trust in Jesus as our Savior. Ask God to help you do this. He loves to answer this prayer.

The Gospel (story wrap-up if NOT using Listening Assignments)**Our Bible Truth is:****Why Do God's People Go to Church?****To Worship God and Love One Another...****By Praising God for Jesus' Win over Death!**

Why do God's people go to church? To worship God and love one another... by praising God for Jesus' win over death! What a wonderful day it was when Jesus rose from the dead! He had beaten sin and death for God's people. Oh, how we needed Him to do that! You see, all people have chosen to disobey God. We all deserve His punishment.

God would have been perfectly fair to punish us all for our sins; but, He is so full of mercy that He sent His Son, Jesus, to be our Savior. Jesus lived a perfect life, then offered it as the full payment for the sins of God's people when He died on the cross. On Day Three, He rose from the dead, showing He had beaten sin and death for them..

Now, all who turn from their sins and trust in Jesus as their Savior are forgiven their sins, and become God's people. Ask to God to help you do this. Then, Sunday will be your special celebration day, too!

Close in prayer.

Closing ACTS Prayer

- A** We praise You, God, for saving Your people, the Church. We praise You for being so powerful that You beat sin and death for them.
- C** God, we know that Sunday should be a special celebration day. It's the day Jesus rose from the dead. But sometimes, we would rather not go to church and celebrate. We would rather do something else that seems more fun. We don't treasure what Jesus did on the cross. We need a Savior!
- T** God, thank You for beating sin and death for God's people through Jesus. Thank You that they don't have to face Your punishment for sin. They get to know You in their hearts now, and get to live with You in heaven when they die. Thank You that we can be Your people, too, when we turn away from our sins and trust in Jesus as our Savior.
- S** God, work in our hearts. Help us to turn away from our sins and trust in Jesus as our Savior. Help us to celebrate Jesus' win over sin and death as we gather together with God's people at church. In Jesus' name we pray, Amen.

Go to Lesson Plan, p.9 for the script to the rest of the lesson.

Deep Down Discussion Sheet

use with all THREE lessons

P.2

Questions to aid discussion of the key concepts and for use in games

<p>THE GOSPEL</p>	<p>Why do God’s people go to church? To worship God and love one another... by praising God for Jesus’ win over death! What a wonderful day it was when Jesus rose from the dead! He had beaten sin and death for God’s people. Oh, how we needed Him to do that! You see, all people have chosen to disobey God. We all deserve His punishment. God would have been perfectly fair to punish us all for our sins; but, He is so full of mercy that He sent His Son, Jesus, to be our Savior. Jesus lived a perfect life, then offered it as the full payment for the sins of God’s people when He died on the cross. On Day Three, He rose from the dead, showing He had beaten sin and death for them. Now, all who turn from their sins and trust in Jesus as their Savior are forgiven their sins, and become God’s people. Ask to God to help you do this. Then, Sunday will be your special celebration day, too!</p>
<p>BIBLE TRUTH BIBLE VERSE</p> <p>Meaning</p> <p>Discussion Questions choose a few</p>	<p>“He has given us a new birth into a living hope through the resurrection of Jesus Christ from the dead.” --1 Peter 1:3, HCSB</p> <p>Learn a Little: “He has given us a new birth through the resurrection of Jesus Christ from the dead.”</p> <p>When we are born as babies, we have our first birth. But did you know that all who turn away from their sins and trust in Jesus as their Savior are given a new birth? Not a new birth as a baby again. This isn’t a new birth for our bodies. God gives our heart a new birth. He forgives all our sins and gives us a new heart filled with the Holy Spirit --a heart that knows God, and wants to love Him and live for Him.</p> <p>Jesus is why God’s people get to have this wonderful new birth. He died on the cross for their sins. He made the way for them to be God’s people. But Jesus didn’t stay dead. He was resurrected. (That’s a big Bible word meaning that He rose from the dead.) Yes, on that third day--that glorious Easter Sunday morning-- He rose from the dead, showing that He had really beaten sin and death for them. Jesus is alive for evermore. And He is the living hope of God’s people that one day, they, too, will live face to face with God forever! We can be God’s people when we turn away from our sins and trust in Jesus as our Savior.</p> <ol style="list-style-type: none"> 1. What kind of new birth does God offer to us, when we turn away from our sins and trust in Jesus as our Savior? <i>A new birth in our heart (not that we are born like babies again).</i> 2. What is this new birth in our heart like? <i>God forgives all of our sins. He fills our heart with His Holy Spirit. We want to know and love God. We want to live for Him.</i> 3. What did Jesus do that makes it possible for us to have this new birth in our hearts? <i>He died on the cross for the sins of God’s people. He rose from the dead (was resurrected) on the third day, proving that He really had beaten sin and death for them.</i> 4. How can we become one of God’s people? <i>By turning away from our sins and trusting in Jesus as our Savior.</i>
<p>BIBLE STORY</p> <p>Discussion Questions choose a few</p>	<p>The Case of the Third Day Yay</p> <ol style="list-style-type: none"> 1. Where did God’s people go on the Sabbath that was different from the other days of the week? <i>They went to worship God and learn from His Word, the Bible.</i> 2. What happened that changed the day that God’s people gathered together to worship God? <i>Jesus came. He died on the cross and then rose from the dead on the third day--a Sunday.</i> 3. Why did God’s people start gathering together on the Sunday instead of the Sabbath? <i>To celebrate that Jesus rose from the dead on that first Sunday. They were celebrating Jesus’ win over sin and death for God’s people.</i> 4. What did Jesus tell His disciples to do, so that more and more might gather together with them and celebrate how He rose from the dead and beat sin and death? <i>To tell the good news of Jesus to their nearby neighbors and to those who lived in faraway lands, that they might all become God’s people and live as His disciples.</i> 5. Do people at your church gather together on a Sunday? <i>Yes! Now you know why!!</i> 6. How can we become God’s people? How can Sunday become our special celebration day, too? <i>By turning away from our sins and trusting in Jesus as our Savior.</i>

DEEP DOWN DETECTIVES

**Curriculum Resources
for Unit 15, Bible Truth 2:**



**Why Do God's People Go to Church?
To Worship God and
Love One Another...**

**By Learning from God's Word,
the Bible!**

Session Prep (especially good for newbies!)

Pray!



Pray for the Holy Spirit to be at work in your and the children's hearts.

Review



If new to the curriculum, look at the **Getting Started with Deep Down Detectives section of the Core Curriculum book.** (p.5) It will be especially helpful to read through the Deep Down Detectives section of **The Praise Factory Tour: Extended Version Book.** This is a visual way to understand what goes on in the classroom. (A pdf of the book is found in the samples section on the website.)

Look through and Learn the Lesson



Read over **lesson plan.** Practice any **songs or action rhymes** you are using. Choose/make up motions to go with these. Choose less with younger children and more with older preschoolers. **Practice the lesson with the visual aids** and using the Big Question Box/Briefcase.

Read and Rehearse the Bible Story with Pictures



Read the Bible story from the Bible. Read the curriculum version. Practice telling it with the storyboard pictures. (If you have not previously laminated the story pictures, do that now.) Or, rehearse it from the Simple Story Scenes, if you are using those.

Let There Be Music



Download the music and listen to the songs. Choose which of the songs you will use with the children. If using live musicians, make sure they have the sheet music (Appendix A, Core Curriculum book).

Put the Props in Place



1. Prepare your Visual Aids. Put the Big Question, Unit Bible Truths, Bible Truth, Bible Verse, and Listening Assignment signs, as well as the Bible Story script in one side of the Bible folder.
2. Get out your storyboard. If using Simple Story Scenes, put these in your Bible Folder. Or, if using the individual storyboard figures, put all background pictures in place (they have a BG by the number). Put the rest of the storyboard pictures (these have a SB by the number) in order of use in the other side of the Bible folder.
3. Put the DDD Bible Folder as well as the Big Question sign in the Big Question Box/Briefcase and shut it. If your box/briefcase has locks and you want to use the unlocking the box as part of your session, lock it now....but make sure you have the key or know the code first.
4. Prepare the music CD or sheet music or mp3 device for use in your session.

Set Out Free Play Activities



Choose and set up free time activities you will use with the children. Choose a variety of different activities that will be enjoyed by different types of children. Rotate the activities you provide to keep them interesting and fresh to your children. (Suggestions in Appendix D, Core Curriculum books.)

Prepare Any Activities



Choose which (if any) of the Bible Truth games and crafts activities you want to use in the session. Bear in mind your time frame as well as the developmental abilities and attention span of your children as you decide which/how many to prepare. **Look over the Discussion Sheet** and choose a few questions you might use to spark discussion with the children as they do their activities (especially good for ages 3's+). Pray for God to give you opportunities to talk about these things with the children.

Let Them Take It with Them



Make copies of the craft/take home sheets, if you are not already using them as one of your activities. You may also want to make copies of the story (see take-home version of each story included in Appendix C with the other take home resources) to have for parents to use with their children at home. There's a link on each craft/take home sheet to the story, if you don't make hard copies.

Store It



After your session is over, collect the resources and store them for future use. This curriculum can be used over and over for years to come.

Unit 15: God's People Gather Together

UNIT OVERVIEW

A church is God's people gathering together. Some churches meet in special buildings. Some churches meet in homes. Some meet outside. No matter where they meet, when God's people gather together, they are a church. When God's people gather together as a church, they worship God. They worship Him for being the one, true God who is not like anyone else. They worship Him for saving them through Jesus. They sing songs and pray to God. They listen to the Bible and learn how to obey it. God's people also gather together to love one another. They talk with each other, and take care of each other, and pray for each other. The Bible tells us that God's people are to meet together often. It tells us that when they gather together, Jesus will be there with them in a special way. We can be God's people when we turn away from our sins and trust in Jesus as our Savior. Then, we will gather together with God's people to worship God and love one another, too!

UNIT BIBLE VERSE: Hebrews 10:24-25, ESV

"And let us consider how to stir up one another to love and good works, not neglecting to meet together."

BIG QUESTION UNDER INVESTIGATION: Why Do God's People Go to Church?

ANSWER: To Worship God and Love One Another!

OPTIONAL Big Question 15 INTRODUCTION LESSON (Use Hide 'n' Seek Kids Unit 15 Material)

Story: The Case of the People Who Loved a Lot *Acts*

Bible Verse: Hebrews 10:24-25, ESV

BIBLE TRUTH 1: By Praising God for Jesus' Win over Death (3 Lessons Available)

Story: The Case of the Third Day Yay

Exodus 16,20; Luke 22-24; Acts 20:7; 1 Corinthians 16:2

Bible Verse: 1 Peter 1:3, HCSB

➔ BIBLE TRUTH 2: By Learning from God's Word, the Bible (3 Lessons Available)

The Case of the Faithful Leader" *Acts 16:1; 1 & 2 Timothy*

Bible Verse: 1 Timothy 4:13, ESV

BIBLE TRUTH 3: By Caring for Each Other's Needs

(3 Lessons Available)

Story: The Case of the Copycats *John 13-15, 18-20; Acts*

Bible Verse: John 13:34-35, ESV

BIBLE TRUTH 4: By Telling What God Has Done and Praying (3 Lessons Available)

Story: The Case of the Amazing Answer *Acts 12:1-18*

Bible Verse: Ephesians 6:18, NIV 1984

BIBLE TRUTH 5: By Baptizing People Who Trust in and Live for Jesus (3 Lessons Available)

Story: The Case of the Up and Down Sign *Matthew 28; Acts 1-2, 8:35-36, 10:47, 16:14-15,31-34*

Bible Verse: Acts 2:38-39, ESV

BIBLE TRUTH 6: By Remembering Jesus Died to Save Them (3 Lessons Available)

Story: The Case of the Remembered Rescue *Exodus 12; Luke 22; Isaiah 25:6-9*

Bible Verse: Luke 22:19,20, ESV

Deep Down Detectives ESV Songs 15 Track Numbers

This is a listing of all songs mentioned in the unit curriculum. You may or may not choose to use all of the songs. They are listed in easy-reference order--NOT in the order used in the curriculum. You may choose to simply burn a CD/load them onto an mp3 device in this order. Or, you may want to do what we do: choose the songs we want to use and create a play list of them in that order. Then, we burn a CD/upload the play list onto an mp3 device. A teacher only has to click forward to the next song, instead of hunting for the right track. The track number have been included as part of the title of each song, teachers will still have a reference to the track number listed in the curriculum (same as those listed below), even if you change the order on your customized play list.

SONGS USED EVERY UNIT OF THE CURRICULUM

- 1 The Classroom Song v.1
- 2 The Classroom Song v.2
- 3 The Classroom Song v.3
- 4 The Classroom Song v.4
- 5 Deep Down Detectives Theme Song
- 6 The Classroom Rules Song
- 7 Let's Pray Song
- 8 The Big Question Box Song
- 9 The Bible Chant Song
- 10 ACTS Prayer Song (Short Version)
- 11 ACTS Prayer Song (Full Version)

listen to or download songs for free at <https://praisefactory.org:Deep Down Detectives Music page>

Why the Extra Songs?

Deep Down Detectives is a curriculum used by a wide age-span of kids. Sometimes one of the other songs is a better fit for your kids. Or, you may simply want to teach them more songs on the same Bible Truth. Use as many or as few as you want.

UNIT 15: GOD'S PEOPLE GATHER TOGETHER

- 12 Big Q & A 15 Song
- 13 Big Question 15 Song: Why Do God's People Go to Church?
- 14 Big Question 15 Bible Verse Song: Stir Up Hebrews 10:24-25, ESV
- 15 Big Question 15 Hymn: Brethren, We Have Met to Worship, v.1
- 16 Big Question 15 Praise Song: Praise the Lord Together

Why Do God's People Go to Church? To Worship God and Love One Another...

Bible Truth 1: By Praising God for Jesus' Win over Death

- 17 Bible Verse: He Has Given Us a New Birth 1 Peter 1:3, HCSB
- 18 Extra Bible Verse: Shout with Joy to God Psalm 66:1-3,5,9,16, ESV
- 19 Extra Bible Verse: Make a Joyful Noise Psalm 100:1-6, ESV
- 20 Extra Bible Verse: Noise, Noise, Noise Psalm 100:1-4, ESV (other version)
- 21 Extra Bible Verse: The Time Is Fulfilled Mark 1:15, ESV
- 22 Extra Bible Verse: The Time Mark 1:15, ESV (other version)
- 23 Extra Bible Verse: How Beautiful Romans 10:13-15, ESV
- 24 Extra Bible Verse: Be My Witnesses Acts 1:8, ESV
- 25 Extra Bible Verse: All the Nations You Have Made Psalm 86:9, ESV
- 26 Extra Bible Verse: Behold a Great Multitude Revelation 7:9-10, ESV

Bible Truth 2: By Learning from God's Word, the Bible

- 27 Bible Verse: Devote Yourself 1 Timothy 4:13, ESV
- 28 Extra Bible Verse: An Overseer Must Be Titus 1:6-9, ESV
- 29 Extra Bible Verse: Open My Eyes Psalm 119:18,72-73, ESV
- 30 Extra Bible Verse: I Have Stored Up Your Word Psalm 119:11,15-16, ESV
- 31 Extra Bible Verse: If Anyone Loves Me John 14:23, ESV

Bible Truth 3: By Caring for Each Other's Needs

- 32 Bible Verse: A New Commandment John 13:34-35, ESV
- 33 Extra Bible Verse: There Are Different Kinds of Gifts 1 Corinthians 12:4,12,27, NIV 1984
- 34 Extra Bible Verse: As Each Has Received a Gift 1 Peter 4:10-11, ESV
- 35 Extra Bible Verse: Gift, Gift, Gift 1 Peter 4:10-11, ESV (other version)
- 36 Extra Bible Verse: Encourage One Another 1 Thessalonians 5:11,13-15, ESV
- 37 Extra Bible Verse: Build One Another Up 1 Thessalonians 5:11,13-15, ESV
- 38 Extra Bible Verse: Let Us Hold Fast Hebrew 10:23-25, ESV
- 39 Extra Bible Verse: On the First Day of Every Week 1 Corinthians 16:2, HCSB
- 40 Extra Bible Verse: An Overseer Must Be Titus 1:6-9, ESV
- 41 Extra Bible Verse: Love 1 Corinthians 13:4-8,13, ESV
- 42 Extra Bible Verse: Love Is Patient 1 Corinthians 13:4-8, ESV

Bible Truth 4: By Telling What God Has Done and Praying

- 43 Bible Verse: Pray, Pray, Pray Ephesians 6:18, HCSB
- 44 Extra Bible Verse: Take Up the Whole Armor Ephesians 6:13,16-18, ESV
- 45 Extra Bible Verse: Help Us 2 Corinthians 1:13, ESV

Bible Truth 5: By Baptizing People Who Trust in and Live for Jesus

- 46 Bible Verse: Repent, Repent and Be Baptized Acts 2:38-39, ESV
- 47 Extra Bible Verse: The Time Is Fulfilled Mark 1:15, ESV
- 48 Extra Bible Verse: The Time Mark 1:15, ESV (other version)

Bible Truth 6: By Remembering Jesus Died to Save Them

- 49 Bible Verse: This Is My Body Luke 22:19,20, ESV
- 50 Extra Bible Verse: He Took Bread Luke 22:19,20, HCSB

Big Question 15, Bible Truth 2 Overview: Key Concepts

p.1

Unit 15: God's People Gather Together**Unit Big Question (and Answer):** Why Do God's People Go to Church?

To Worship God and Love One Another!

Unit Bible Verse: "And let us consider how to stir up one another to love and good works, not neglecting to meet together." Hebrews 10:24-25, ESV**Bible Truth 2 Concept: To Worship God and Love One Another... By Learning from God's Word, the Bible**

God's people gather together to learn from the Bible. There is no other book like it. It alone is God's Word. It is the best place to find out about God and how to obey Him. But that's not all! The Bible is not just words that God's people listen to and learn from. God's Word is powerful! The Holy Spirit works inside of people as they hear God's Word. He uses it to help them turn away from their sins and trust in Jesus as their Savior. This is how we become God's people. (The big, Bible word for this is "conversion.") And, He uses it to help us to know God better, to give us hope, and to obey Him. This is how we live as God's people. (The big, Bible word for this is "discipleship.")

Sometimes God's people learn from the Bible in little groups. (You are probably learning about the Bible in one of these right now!) But the most important way God's people learn from God's Word is when they all gather together as a congregation and listen to a godly man preach from the Bible. The Bible calls these men, pastors (or elders). God has called them to preach God's Word and to lead God's people in living for Him. What a great gift they are to God's people!

The pastor stands in front of the congregation (God's people gathered together). He reads to them from the Bible and explains what it means. He helps them understand how to live it out. (The big, Bible word for this is "expositional preaching.") The Holy Spirit helps the pastor and the congregation as they study God's Word together.

It is very important for God's people to hear the Bible when they gather together. God uses it to work powerfully in their lives. We can be God's people, too, when we turn away from our sins and trust in Jesus as our Savior. God can use His Word to work powerfully in our lives, too.

Bible Truth 2 Bible Verse: 1 Timothy 4:13, ESV

"Devote yourself to the public reading of Scripture, to exhortation, to teaching."

Learn a Little: "Devote yourself to the reading of Scripture."**Meaning**

God's people gather together to worship God and love one another. And what book tells them how to do this best of all? God's Word, the Bible! The Bible helps God's people know how God wants them to live; and, it is powerful to help them live that way. No wonderful God's people devote themselves to the Bible. They want their leaders to read it to them and to teach them what it means when they gather together. It alone is God's Word! We can become God's people when we turn away from our sins and trust in Jesus as our Savior. God can use His Word to work powerfully in our lives, too.

Big Question 15, Bible Truth 2 Overview: Key Concepts

p.2

Bible Truth 2 ACTS Prayer

- A** We praise You, God, for saving Your people, the Church. We praise You for giving us the Bible and godly leaders to teach it to us.
- C** God, sometimes we don't want to learn from the Bible. Sometimes, we don't want to listen to the pastors preach from Your Word. There are other things we would rather do. We need a Savior!
- T** God, thank You for not leaving us on our own, but giving us Your Word, the Bible, to learn from and to live by. Thank You for all the people in church who help us understand Your Word and live it out. Thank You for our pastors and teachers.
- S** God, work in our hearts. Help us to turn away from our sins and trust in Jesus as our Savior. Help us to love Your Word and learn it. Help us live it out. Help our pastors and teachers to teach us well about You. In Jesus' name we pray, Amen.

Bible Truth 2 Story**The Case of the Faithful Leader***Acts 16:1; 1 & 2 Timothy***Songs Used in Bible Truth 2**

Big Q & A 15 Song

Big Question 15 Song: Why Do God's People Go to Church?

Big Question 15 Bible Verse Song: Stir Up Hebrews 10:24-25, ESV


Big Question 15 Hymn: Brethren, We Have Met to Worship, v.1



Big Question 15 Praise Song: Praise the Lord Together

Bible Truth 2 Bible Verse: Devote Yourself 1 Timothy 4:13, ESV

*Bible Truth 2 Extra Bible Verse: An Overseer Must Be Titus 1:6-9, ESV**Bible Truth 2 Extra Bible Verse: Open My Eyes Psalm 119:18,72-73, ESV**Bible Truth 2 Extra Bible Verse: I Have Stored Up Your Word Psalm 119:11,15-16, ESV**Bible Truth 2 Extra Bible Verse: If Anyone Loves Me John 14:23, ESV**listen to or download songs for free at <https://praisefactory.org>: Deep Down Detectives Music page*

1. GETTING STARTED

 = follow the stars for a short & simple lesson plan

<p>Intake Activity Ideas</p>	<p>Choose one of these open-ended activities to include children as they join the class:</p>																				
<p>Free Play Time <i>suggestions in Appendix D</i></p>	<p> Offer your own or some of the easy-to-make, free play activities suggested in Appendix D.</p>																				
<p>OR Sing-along Music Time <i>lyrics and sheet music, Appendix A</i> <i>listen to or download songs for free at https://praisefactory.org:Deep Down Detectives Music page</i></p>	<p>Music from Deep Down Detectives (DDD) ESV Songs 15:</p> <table border="0"> <tr> <td>Big Q & A 15 Song</td> <td><i>DDD ESV Songs 15, track 12</i></td> </tr> <tr> <td>Big Question 15 Song</td> <td><i>DDD ESV Songs 15, track 13</i></td> </tr> <tr> <td>Big Question 15 (Unit) Bible Verse Song: Stir Up Hebrews 10:24-25, ESV</td> <td><i>DDD ESV Songs 15, track 14</i></td> </tr> <tr> <td>Big Question 15 Hymn: Brethren, We Have Met to Worship, v.1</td> <td><i>DDD ESV Songs 15, track 15</i></td> </tr> <tr> <td>Big Question 15 Praise Song: Praise the Lord Together</td> <td><i>DDD ESV Songs 15, track 16</i></td> </tr> <tr> <td>Bible Truth 2 Bible Verse Song: Devote Yourself 1 Timothy 4:13, ESV</td> <td><i>DDD ESV Songs 15, track 27</i></td> </tr> <tr> <td>Bible Truth 2 Extra Bible Verse Song: An Overseer Must Be Titus 1:6-9, ESV</td> <td><i>DDD ESV Songs 15, track 28</i></td> </tr> <tr> <td>Bible Truth 2 Extra Bible Verse Song: Open My Eyes Psalm 119:18,72-73, ESV</td> <td><i>DDD ESV Songs 15, track 29</i></td> </tr> <tr> <td>Bible Truth 2 Extra Bible Verse Song: I Have Stored Up Your Word Psalm 119:11,15-16, ESV</td> <td><i>DDD ESV Songs 15, track 30</i></td> </tr> <tr> <td>Bible Truth 2 Extra Bible Verse Song: If Anyone Loves Me John 14:23, ESV</td> <td><i>DDD ESV Songs 15, track 31</i></td> </tr> </table> <p><i>Add more fun to Sing-along Music Time by adding a Music, Movement & Memory Activity. These activities are listed on p.10 of this lesson plan with the Response Activities. Instructions found in Appendix B.</i></p>	Big Q & A 15 Song	<i>DDD ESV Songs 15, track 12</i>	Big Question 15 Song	<i>DDD ESV Songs 15, track 13</i>	Big Question 15 (Unit) Bible Verse Song: Stir Up Hebrews 10:24-25, ESV	<i>DDD ESV Songs 15, track 14</i>	Big Question 15 Hymn: Brethren, We Have Met to Worship, v.1	<i>DDD ESV Songs 15, track 15</i>	Big Question 15 Praise Song: Praise the Lord Together	<i>DDD ESV Songs 15, track 16</i>	Bible Truth 2 Bible Verse Song: Devote Yourself 1 Timothy 4:13, ESV	<i>DDD ESV Songs 15, track 27</i>	Bible Truth 2 Extra Bible Verse Song: An Overseer Must Be Titus 1:6-9, ESV	<i>DDD ESV Songs 15, track 28</i>	Bible Truth 2 Extra Bible Verse Song: Open My Eyes Psalm 119:18,72-73, ESV	<i>DDD ESV Songs 15, track 29</i>	Bible Truth 2 Extra Bible Verse Song: I Have Stored Up Your Word Psalm 119:11,15-16, ESV	<i>DDD ESV Songs 15, track 30</i>	Bible Truth 2 Extra Bible Verse Song: If Anyone Loves Me John 14:23, ESV	<i>DDD ESV Songs 15, track 31</i>
Big Q & A 15 Song	<i>DDD ESV Songs 15, track 12</i>																				
Big Question 15 Song	<i>DDD ESV Songs 15, track 13</i>																				
Big Question 15 (Unit) Bible Verse Song: Stir Up Hebrews 10:24-25, ESV	<i>DDD ESV Songs 15, track 14</i>																				
Big Question 15 Hymn: Brethren, We Have Met to Worship, v.1	<i>DDD ESV Songs 15, track 15</i>																				
Big Question 15 Praise Song: Praise the Lord Together	<i>DDD ESV Songs 15, track 16</i>																				
Bible Truth 2 Bible Verse Song: Devote Yourself 1 Timothy 4:13, ESV	<i>DDD ESV Songs 15, track 27</i>																				
Bible Truth 2 Extra Bible Verse Song: An Overseer Must Be Titus 1:6-9, ESV	<i>DDD ESV Songs 15, track 28</i>																				
Bible Truth 2 Extra Bible Verse Song: Open My Eyes Psalm 119:18,72-73, ESV	<i>DDD ESV Songs 15, track 29</i>																				
Bible Truth 2 Extra Bible Verse Song: I Have Stored Up Your Word Psalm 119:11,15-16, ESV	<i>DDD ESV Songs 15, track 30</i>																				
Bible Truth 2 Extra Bible Verse Song: If Anyone Loves Me John 14:23, ESV	<i>DDD ESV Songs 15, track 31</i>																				
<p>OR Bible Verse Memory Game <i>instructions found in Appendix B</i></p>	<p>Lesson 1 Game: Meet, Greet and Keep It Up Lesson 2 Game: Bean Bag Catch Lesson 3 Game: Animal Cube</p> <p><i>These activities are also included on p.10 of this lesson plan with the Response Activities.</i></p>																				
<p>2. OPENING CIRCLE TIME (introduce the Bible Truth and tell the related Bible story)</p>																					
<p>Gathering the Children <i>lyrics and sheet music, Appendix A</i></p>	<p><i>Sing verse 1 of The Classroom Song to gather the children for Circle Time.</i></p> <p>The Classroom Song, verse 1 <i>DDD ESV Songs 15, track 1</i> Let's gather together to worship God, Let's gather together to worship God, Let's gather together to worship God, Come gather here with me!</p>																				
<p>Welcome to Deep Down Detectives</p>	<p> "Welcome to Deep Down Detectives. We're so glad you've joined us! Detectives are people who look for answers to questions. In Deep Down Detectives, we look for answers to big questions about God. We dig deep down in the truths of God's Word to find them."</p>																				

2. OPENING CIRCLE TIME, continued



= follow the stars for a short & simple lesson plan

<p>Deep Down Detectives Theme Song</p> <p><i>Lyrics and sheet music, Appendix A</i></p>	<p>"Let's sing our Deep Down Detectives Theme Song."</p> <p>Deep Down Detectives Theme Song Deep Down Detectives Theme Song <i>DDD ESV Songs 15, track 5</i></p> <p>We're Deep Down Detectives, diggin' deep in God's Word, For truths about God and His plans for this world, We're seeking to love Him, with all of our heart, We're Deep Down Detectives! Come on! Let's start!</p>
<p>Classroom Rules Song</p> <p><i>Lyrics and sheet music, Appendix A</i></p>	<p>There are two very important things that Deep Down Detectives do together: we worship God and we love one another. Our Classroom Rules Song reminds us how we should act. Let's sing it."</p> <p>Classroom Rules Song <i>DDD ESV Songs 15, track 6</i></p> <p>Shh, be quiet while someone is talking, Raise your hand, if you have something to say, Don't touch your friend, sitting beside you, Obey your teachers, Be kind as you play. These are our classroom rules, These are our classroom rules, They help us worship God and love one another, These are our classroom rules.</p>
<p>Opening Prayer Time</p> <p><i>Lyrics and sheet music, Appendix A</i></p>	<p>"Children, we need God's help to keep these rules. Let's ask Him to help us right now. Let's get ready and pray."</p> <p>Let's Pray <i>DDD ESV Songs 15, track 7</i></p> <p>1-2-3! Fold your hands, Bow your head, Close your eyes. Let's pray! (<i>repeat</i>)</p> <p>"Let's pray:"</p> <p>Opening Prayer </p> <p>Dear Lord, We're so glad to get to gather together to worship You! Please help us keep the classroom rules. Please help us to love You and learn about You today. In Jesus' name we pray. Amen.</p>

2. OPENING CIRCLE TIME, continued

★ = follow the stars for a short & simple lesson plan

Reveal the Big Question
Introduce the Big Question Box/Briefcase

lyrics and sheet music, Appendix A

“Detectives INVESTIGATE things. That means they ask questions and look for answers. Deep Down Detectives investigate big questions about God. The Big Question we are investigating today is right inside our Big Question Box/Briefcase.

The Big Question Box Song

DDD ESV Songs 15, track 8

We’ve got a big box,
All closed up and locked,
Filled with the truths of God’s Word.

We’ve got a brief case,
There’s no time to waste,
Come on, kids, let’s open it up!

The Big Question under Investigation

VISUAL take out AID



of BQB

Big Question & Answer Sign, front side

**found in the DDD Unit 15 Visual Aids, ESV Book*

Ok, who would like to open for me and pull out the Big Question?”

Choose a child to open the box/briefcase, take out the Big Question and hand it to you, then hold up the Big Question sign for all the children to see, and say:

★ The Big Question we are investigating today is Big Question Number 15:

Why Do God’s People Go to Church?

and the Answer is:

To Worship God and Love One Another!

Big Question Meaning

★ A church is God’s people gathering together. Some churches meet in special buildings. Some churches meet in homes. Some meet outside. No matter where they meet, when God’s people gather together, they are a church. When God’s people gather together as a church, they worship God. They worship Him for being the one, true God who is not like anyone else. They worship Him for saving them through Jesus. They sing songs and pray to God. They listen to the Bible and learn how to obey it. God’s people also gather together to love one another. They talk with each other, and take care of each other, and pray for each other. The Bible tells us that God’s people are to meet together often. It tells us that when they gather together, Jesus will be there with them in a special way. We can be God’s people when we turn away from our sins and trust in Jesus as our Savior. Then, we will gather together with God’s people to worship God and love one another, too!

Big Question Songs

★ “Let’s sing our Big Question Song:

Big Q & A 15 Song

Big Q & A 15 Song

(adapted version of “This Is the Way We Wash Our Clothes”)

DDD ESV Songs 15, track 12

lyrics and sheet music, Appendix A

Why do God’s people go to church?
Go to church? Go to church?
Why do God’s people go to church?
To worship God and to love one another!

2. OPENING CIRCLE TIME, continued



= follow the stars for a short & simple lesson plan

<p>Learning about the Big Question</p> <p>★</p>	<p>Repeat the Big Question and Answer again: "Why Do God's People Go to Church? To Worship God and Love One Another!"</p> <p>Say: "Hmmm, I wonder what that means... Let's do our action rhyme/sing our song that explains it."</p> <p>Then do the action rhyme or sing the song using any of the optional motions suggested, if desired.</p>	
<p>Big Question Action Rhyme</p>	<p>Big Question 15 Action Rhyme</p> <p>Let's gather together to worship God. Let's gather together to worship God. That's what God's people do.</p> <p>Let's gather together to love each other. Let's gather together to love each other. That's what God's people do.</p> <p>Let's gather together to hear God's Word. Let's gather together to hear God's Word. That's what God's people do.</p> <p>Let's gather together to sing and pray. Let's gather together to sing and pray. That's what God's people do.</p>	<p>(POSSIBLE ACTIONS)</p> <p><i>Raise hands to praise God</i></p> <p><i>Hold open arms out towards others, like welcoming a hug</i></p> <p><i>Make an open Bible with the flat palms of your hands</i></p> <p><i>Make prayer hands</i></p>
<p>Big Question (Action Rhyme) Song ★</p> <p><i>lyrics and sheet music, Appendix A</i></p>	<p>Big Question 15 Action Rhyme/ Song</p> <p>Refrain: Why do God's people go to church? To worship God and love one another. Why do God's people go to church? To worship God and love one another.</p> <p>Verse 1: God's people gather to worship God. To sing His praises and pray. They listen to preaching, From God's Word, the Bible, To better love Him each day. <i>Refrain</i></p> <p>Verse 2: God's people gather to love one another, In acts of kindness and grace. They love one another, Like sisters and brothers, Helping all to live God's way. <i>Refrain</i></p>	<p><i>DDD ESV Songs 15, track 13</i></p> <p>(POSSIBLE ACTIONS)</p> <p><i>Raise hands to praise God</i></p> <p><i>Hold open arms out towards others, like welcoming a hug</i></p> <p><i>Make prayer hands</i></p> <p><i>Make an open Bible with the flat palms of your hands</i></p> <p><i>Raise hands to praise God</i></p> <p><i>Hold open arms out towards others, like welcoming a hug</i></p> <p><i>Point up to God in heaven</i></p>

2. OPENING CIRCLE TIME, continued

★ = follow the stars for a short & simple lesson plan

Learning the Bible Truth

VISUAL take out

AID



of BQB

VISUAL AID

All the Bible Truths Sign

★ "To Worship God and Love One Another" is a good beginning, but there's so more to learn. So it's time for us to dig down even deeper for more answers to our Big Question about God. We're going to be learning **SIX** Bible truths that all tell us more about why God's people go to church.

Who would like to hand me the picture with our six Bible truths on it? It's in the Big Question Box/Briefcase." *Choose a child to get it and hand it to you, then hold it up and show them the pictures of the six truths they will be learning.*

Bible Truth Clue

VISUAL take out

AID



of BQB

Bible Truth Clue Sign, front side
VISUAL AID

★ *After everyone has had a good look, say...*

"Ok, we've learned one truth about why God's people go to church. It's this one: "By Praising God for Jesus' Win over Death" (point to pictures as you identify each Bible Truth). Now let's look at our Bible Truth Clue sign and see if we can figure out which of these six truths we will be learning about today. Who would like to get it out of the Big Question Briefcase for me?"

Choose a child to open the briefcase, take out the Bible Truth Clue sign and hand it to you. Hold up the front side for the children to see. Cover up the answer, written along the bottom, and say:

**"Why Do God's People Go to Church?
To Worship God and Love One Another!
By Learning from God's Word, the ????!"**

We're missing one word. Here's the hint to what the missing word is. It says: "What is the name of God's Word? It starts with a "B" and it rhymes with "tribal." Can you guess? It's "Bible" So, the Bible Truth we are learning today is:
(uncover answer from bottom of sign, show it to them and say:)

Hint

★ **"Why Do God's People Go to Church?
To Worship God and Love One Another!
By Learning from God's Word, the BIBLE!"**

Bible Truth Meaning

★ And here is what this Bible Truth means: *(read the meaning off of the back of the sign, say:)* God's people gather together to learn from the Bible. There is no other book like it. It alone is God's Word. It is the best place to find out about God and how to obey Him. But that's not all! The Bible is not just words that God's people listen to and learn from. God's Word is powerful! The Holy Spirit works inside of people as they hear God's Word. He uses it to help them turn away from their sins and trust in Jesus as their Savior. This is how we become God's people. (The big, Bible word for this is "conversion.") And, He uses it to help us to know God better, to give us hope, and to obey Him. This is how we live as God's people. (The big, Bible word for this is "discipleship.")

Sometimes God's people learn from the Bible in little groups. (You are probably learning about the Bible in one of these right now!) But the most important way God's people learn from God's Word is when they all gather together as a congregation and listen to a godly man preach from the Bible. The Bible calls these men, pastors (or elders). God has called them to preach God's Word and to lead God's people in living for Him. What a great gift they are to God's people!

The pastor stands in front of the congregation (God's people gathered together). He reads to them from the Bible and explains what it means. He helps them understand how to live it out. (The big, Bible word for this is "expositional preaching.") The Holy Spirit helps the pastor and the congregation as they study God's Word together.

It is very important for God's people to hear the Bible when they gather together. God uses it to work powerfully in their lives. We can be God's people, too, when we turn away from our sins and trust in Jesus as our Savior. God can use His Word to work powerfully in our lives, too.

2. OPENING CIRCLE TIME, continued

★ = follow the stars for a short & simple lesson plan

Learning the Bible Verse

"And how do I know this is true? God tells me so in His special book, the Bible."

The Bible Chant Song

Say or sing the Bible Chant Song.

lyrics and sheet music, Appendix A

The Bible Chant Song

DDD ESV Songs 15, track 9

The Bible, the Bible,
Let's get out the Bible.
Let's hear what God has to say.
The Bible, the Bible,
God's given us the Bible.
It's His Word for us to learn and obey! Yay!

Bible Verse

DDD 15.2 Bible Verse-front side (in the DDD Bible folder)

"Who would like to get our Bible folder out of the Big Question Briefcase for me?"

VISUAL AID Place verse in take out

Choose a child to open the briefcase, take out the "Bible" folder and hand it to you. Remove the Bible Verse Picture from the "Bible" folder and hold it up for all the children to see, then say:



1 Timothy 4:13 tells us:

*found in the DDD Unit 15 Visual Aids, ESV Book

★ **1 Timothy 4:13**

"Devote yourself to the public reading of Scripture, to exhortation, to teaching."


Learn a Little: "Devote yourself to the reading of Scripture."

Bible Verse Meaning

★ **What does that mean?**

God's people gather together to worship God and love one another. And what book tells them how to do this best of all? God's Word, the Bible! The Bible helps God's people know how God wants them to live; and, it is powerful to help them live that way. No wonderful God's people devote themselves to the Bible. They want their leaders to read it to them and to teach them what it means when they gather together. It alone is God's Word! We can become God's people when we turn away from our sins and trust in Jesus as our Savior. God can use His Word to work powerfully in our lives, too.

2. OPENING CIRCLE TIME, continued

 = follow the stars for a short & simple lesson plan

**Bible Verse
Song**

*lyrics and sheet music,
Appendix A*

You might also enjoy:

*An Overseer Must Be
Titus 1:6-9, ESV
DDD ESV Songs 15,
track 28*

*Open My Eyes
Psalm 119:18,72-73, ESV
DDD ESV Songs 15,
track 29*

*I Have Stored Up Your Word
Psalm 119:11,15-16, ESV
DDD ESV Songs 15,
track 30*

*If Anyone Loves Me
John 14:23, ESV
DDD ESV Songs 15,
track 31*

We've said our Bible verse, now let's sing it!

Devote Yourself: 1 Timothy 4:13

DDD ESV Songs 15, track 27

Devote yourself, devote yourself,
Devote yourself, devote yourself,
Devote yourself, devote yourself,
Devote yourself, devote yourself.

To the public reading of Scripture,
Exhortation, and teaching,
To the public reading of Scripture,
Exhortation, and teaching.

Devote yourself, devote yourself,
Devote yourself, devote yourself,
Devote yourself, devote yourself,
Devote yourself, devote yourself.
First Timothy Four, thirteen.

2. OPENING CIRCLE TIME, continued



= follow the stars for a short & simple lesson plan

<p>Getting into the Case</p>	<p>"Now it's time to do a bit more deep down investigating. Let's see what Detective Dan wants us to help him figure out. Would someone like to get it out for me?"</p>
<p>Listening Assignments</p> <p>Place in  take out  of BQB</p>	<p>NOTE: Listening assignments are most suitable for ages 3+. Skip straight to the Bible story (see bottom of this page), if working with 2 year olds.</p> <p>"Let's open up our listening assignment and see what we are supposed to figure out today.</p> <p>Choose a child to take out the Listening Assignment (from the DDD Bible Folder) and hand it to you. Read Detective Dan's letter to the children that includes the listening assignment. The listening assignments are summarized below:</p>
<p>VISUAL AID</p> <p></p> <p>DDD Unit 15 Visual Aids, ESV</p>	<p>Detective Dan's Lesson #1 Listening Assignment:</p> <p>I need to know:</p> <ol style="list-style-type: none"> 1. Who was the pastor chosen to care for the believers in Ephesus? 2. What did Paul tell him to be faithful to do for those believers?
<p>VISUAL AID</p> <p></p> <p>DDD Unit 15 Visual Aids, ESV</p>	<p>Detective Dan's Lesson #2 Listening Assignment:</p> <p>Our Bible Verse is 1 Timothy 4:13</p> <p>"Devote yourself to the public reading of Scripture, to exhortation, to teaching."</p> <p>I need to know:</p> <ol style="list-style-type: none"> 1. Whom did Paul write to when he was in prison and about to die? 2. What did Paul tell this person to be faithful to do for the believers in Ephesus?
<p>VISUAL AID</p> <p></p> <p>*Listening Assignment #3 includes the Assignment Sheet, plus 6 clue pictures*</p> <p>DDD Unit 15 Visual Aids, ESV</p>	<p>Detective Dan's Lesson #3 Listening Assignment:</p> <p>I found six clues, but two of them are NOT in the story. They are: a cake, Paul, a car, a letter, a coat, and God's Word. Hold each of them up for the children to see as you identify them.</p> <p>I need to know:</p> <ol style="list-style-type: none"> 1. Which four belong in the story and which two don't? 2. Who did Paul thank God for? What did Paul asked God to help this person do?
<p>Tell the Bible Story</p> <p>Place story & pics in  take out  of BQB</p> <p>DDD Unit 15 Visual Aids, ESV</p> <p>Story text included in this book right after this lesson plan and in Visual Aids book</p>	<p>Then say. "Ok, Deep Down Detectives! Put on your best listening ears and see if you can hear the answers to Detective Dan's questions. When I finish telling the story, we will see if we can answer all the questions."</p> <p>Bible Story: The Case of the Faithful Leader</p> <p><i>The Gospels; Hebrews 4</i></p> <p>Read the Bible Truth story, putting up the storyboard pictures as you tell it. Then, have the children answer the listening assignment. Present the gospel and lead in prayer.</p> <p>*Answers to questions; the gospel; and, ACTS prayer are included with the story text.*</p>


2. OPENING CIRCLE TIME, continued

 = follow the stars for a short & simple lesson plan






<p>Story Response Song(s)</p> <p>Hymn</p> <p><i>lyrics and sheet music, Appendix A</i></p>	<p><i>As attention span and time allow, you might want to end with one of the following songs which also tie in with the unit. If desired, use the Music and Movement activity ideas while singing, listed with the Response Activities.</i></p> <p>Brethren, We Have Met to Worship <i>DDD ESV Songs 15, track 15</i></p> <p>Verse 1 Brethren, we have met to worship, And adore the Lord, our God. Will you pray with all your power, While we try to preach the Word?</p> <p>Tie-in: "Why do God's people go to church? To worship God and love one another! Do you know what brethren are? It's a big word that means "brothers and sisters." God's people are like brothers and sisters in a family...God's family. They meet to worship God and pray and listen to the pastor preach God's Word. They meet together to love one another and care for each other's needs. When they meet together they do things to love one another. And this is why you and I, your parents and all the other people are here at church today!"</p>
--	--

<p>Praise Song</p> <p><i>lyrics and sheet music, Appendix A</i></p>	<p>Praise Song: Praise the Lord Together <i>DDD ESV Songs 15, track 16</i></p> <p>Praise the Lord together saying: "Hallelujah, Hallelujah, Hallelujah!" Praise the Lord together saying: "Hallelujah, Hallelujah, Hallelujah!" <i>repeat</i></p> <p>Tie-in: "Why do God's people go to church? To worship God and love one another! God's people meet together to worship God and love one another. They praise God together, they listen to God's Word together and they love each other. Let's sing a song about meeting together to worship God and love one another."</p>
--	--

3. TAKING ACTION: Response Activities *(choose from among these activities)*

<p>Transition to Activities</p>	<p> Well, Deep Down Detectives, you've done a great job diggin' deep down for answers in the truths of God's Word. Now it's time to enjoy some activities."</p> <p><i>Tell children what activity/s you are providing for them: either free play or some of the response activities listed below. When you are ready to dismiss them, use this song to help the children transition in an orderly fashion to their next activity.</i></p>
<p>Classroom Song, verse 2</p> <p><i>lyrics and sheet music, Appendix A</i></p>	<p>"Children, let's sing our Time to Play Song. When we are finished you may get up and walk over to our next activity."</p> <p>Classroom Song, verse 2 <i>DDD ESV Songs 15, track 2</i></p> <p>We've gathered together to worship God, We've gathered together to worship God, And now it's time to play.</p> <p><i>Dismiss the children to whatever activities you have prepared for them to do.</i></p>

3. TAKING ACTION: Response Activities (choose from among these activities) ★ = short & simple lesson plan

<p>Response Activities</p>	<p>Choose one or more activities appropriate for your children, based on classroom time and developmental needs. Add the Discussion Sheet to any activity for deeper learning. ★</p>
<p>Bible Verse Memory Game</p> <p><i>game directions, Appendix B</i></p>	<p>Though listed with the opening activities, you may choose to use this Bible verse game here instead (or as a repeat).</p> <ul style="list-style-type: none"> • Lesson 1 Game: Meet, Greet and Keep It Up • Lesson 2 Game: Bean Bag Catch • Lesson 3 Game: Animal Cube <p>Use the Discussion Sheet with this activity for even deeper learning ★</p>  <p>Discussion Questions</p>
<p>Music, Movement & Memory Activity</p> <p><i>game directions, Appendix B</i></p>	<p>A music activity that uses the songs from the Bible Truth and Big Question unit.</p> <ul style="list-style-type: none"> • DDD Songs for this Bible Truth, plus: • Lesson 1 Activity: Lullabies, Bells and Lions • Lesson 2 Activity: Musical Squares • Lesson 3 Activity: Thumping Drums <p>Use the Discussion Sheet with this activity for even deeper learning ★</p>  <p>Discussion Questions</p>
<p>Bible Story Review Game</p> <p><i>game directions, Appendix B</i></p>	<p>A game that uses the storyboard pictures from the story to review the story.</p> <ul style="list-style-type: none"> • Lesson 1 Game: Missing in Action • Lesson 2 Game: Treasure Hunt • Lesson 3 Game: Look Who's Coming Down the Tracks <p>Use the Discussion Sheet with this activity for even deeper learning ★</p>  <p>Discussion Questions</p>
<p>Coloring Pages/ Take Home Sheets</p> <p><i>in Appendix C</i></p> <p>★</p>	<p>A coloring page related to the lesson assignment question is provided for each lesson. On the back of each are the key concepts, a few questions and a song for parents to use with their children.</p> <p>NOTE: Upgrade your coloring sheet to a more interesting craft by offering simple embellishments, such as jiggly eyes, craft sand, glitter, glitter glue, colored paper dots (made with a hole punch), fabric scraps, etc. Make cut-to-size glued-on clothes, hair, etc for characters by using a copy of the coloring sheet, cutting out the selected portions and making them the patterns for whatever you want to cut out of fabric, paper, foil, etc.</p> <ul style="list-style-type: none"> • Lesson 1 Coloring Sheet Emphasis: Bible Truth • Lesson 2 Coloring Sheet Emphasis: Bible Verse • Lesson 3 Coloring Sheet Emphasis: ACTS Prayer <p>Use the Discussion Sheet with this activity for even deeper learning ★</p>  <p>Discussion Questions</p>
<p>Extra Crafts: Big Question Craft</p> <p><i>in Appendix C</i></p> <p>Bible Verse Craft</p> <p><i>in Appendix C</i></p> <p>Bible Story Puzzle</p> <p><i>in Appendix C</i></p>	<p>These crafts are slightly more complex than the coloring/take home sheets:</p> <p>The Bible Concept Go-and-Tell Craft is a craft that summarizes the Bible concept and includes the Bible verse is included for those desiring more than a coloring sheet. This more complex craft will involve gluing, sticking, etc. Can be used at any time.</p> <p>The Bible Story Coloring Sheet provides a tie in between the Bible story and the Bible truth they are learning.</p> <p>The Storyboard Picture Placement Page has been made into a puzzle that can be cut out and re-assembled by the children. This provides a nice summary of the story.</p> <p>Use the Discussion Sheet with these activities for even deeper learning ★</p>  <p>Discussion Questions</p>
<p>Free Play Activities</p> <p><i>ideas in Appendix D</i></p> <p>★</p>	<p>Offer your own or some of the easy-to-make, free play activities suggested in Appendix D.</p>

4. CLOSING CIRCLE TIME *(End-of-session activities for the last 5-10 minutes of class time)*



<p>Transition to Closing Circle</p> <p>Classroom Song, verse 3</p> <p><i>lyrics and sheet music, Appendix A</i></p>	<p><i>Use this song to help the children transition in an orderly fashion. Start singing this song and ask the children to gather with you for Closing Circle Time.</i></p> <p>Classroom Song, verse 3 <i>DDD ESV Songs 15, track 3</i></p> <p>It's time to get ready to go and tell, It's time to get ready to go and tell, Come gather here with me.</p>
<p>Closing Circle Time</p> <p>Classroom Song, verse 4</p> <p><i>lyrics and sheet music, Appendix A</i></p>	<p><i>When children are settled in the circle, say:</i></p> <p>"It's almost time for your parents to come pick you up. And do you know what that means? It means.... (draw this out to build anticipation and excitement)...that it's almost time to go home and....it's almost time to...Go and Tell! We have learned some big news about God today. God wants us to take and tell it to the whole world!"</p> <p>Classroom Song, verse 4 <i>DDD ESV Songs 15, track 4</i></p> <p>So what's our big news to go and tell, So what's our big news to go and tell, Can you tell me now?</p>
<p>Big News to Tell</p> <p>Big Question 15 <i>VISUAL AID</i></p> <div style="border: 1px solid black; background-color: #90EE90; padding: 2px; display: inline-block; margin: 5px;">#1</div> <p><i>*found in DDD Unit 15 Visual Aids, ESV Book lyrics and sheet music, Appendix A</i></p> <p>Big Question 15, Bible Truth 2 <i>VISUAL AID</i></p> <div style="border: 1px solid black; background-color: #90EE90; padding: 2px; display: inline-block; margin: 5px;">#3</div>	<p>"Let's see....there's so much big news to tell! There's so much we've learned!</p> <p>First of all, can you tell me the answer to our Big Question: "Why Do God's People Go to Church?" <i>Hold up the Bible Truth Clue Picture.</i></p> <p>Say the answer with me: "To Worship God and Love One Another!"</p> <p><i>(If desired, you can sing one/both of the Big Question songs.)</i> <i>DDD ESV Songs 15, tracks 12,13</i></p> <p>And what's one way He does this? What did we learn? <i>Point to the picture.</i></p> <p>By Learning from God's Word, the Bible!</p> <p>"And how do I know this is true? Can you tell me? Say it with me: "The Bible tells me so!" That's right!</p>
<p>Big Question 15, Bible Truth 2 Bible Verse</p> <p><i>VISUAL AID</i></p> <div style="border: 1px solid black; background-color: #90EE90; padding: 2px; display: inline-block; margin: 5px;">#4</div> <p><i>*found in the DDD Unit 15 Visual Aids, ESV Book lyrics and sheet music, Appendix A</i></p>	<p>We learned: 1 Timothy 4:13</p> <p>"Devote yourself to the public reading of Scripture, to exhortation, to teaching."</p> <p>Learn a Little: "Devote yourself to the reading of Scripture."</p> <p>What This Means:</p> <p>God's people gather together to worship God and love one another. And what book tells them how to do this best of all? God's Word, the Bible! The Bible helps God's people know how God wants them to live; and, it is powerful to help them live that way. No wonderful God's people devote themselves to the Bible. They want their leaders to read it to them and to teach them what it means when they gather together. It alone is God's Word! We can become God's people when we turn away from our sins and trust in Jesus as our Savior. God can use His Word to work powerfully in our lives, too.</p> <p><i>(If desired, you can sing the Bible verse song.)</i> <i>DDD ESV Songs 15, track 27</i></p>

4. CLOSING CIRCLE TIME, continued

<p>Closing ACTS Prayer Time</p> <p>ACTS Prayer Chant</p> <p><i>lyrics and sheet music, Appendix A</i></p>	<p><i>Let's ask God to help us to remember this and even tell others this good news. Let's get ready and pray our ACTS prayer.</i></p> <p><i>And what does ACTS mean? Let's sing/say our ACTS Prayer Chant!</i></p> <p>ACTS Prayer Chant Song <i>DDDESV Songs 15, tracks 10,11</i></p> <p>A, Adoration, God, we praise You! C, Confession, Forgive us our sins. That's the ACTS prayer, my friend, T, Thanksgiving, Thank You for Jesus, Bow your head, Close your eyes, Shhh, S, Supplication, Help us to live like Him. Let's begin.</p>
<p>Closing ACTS Prayer</p>	<p>"Let's pray!"</p> <p><i>Lead the children in the ACTS prayer for this Bible Truth.</i></p> <p>A We praise You, God, for saving Your people, the Church. We praise You for giving us the Bible and godly leaders to teach it to us.</p> <p>C God, sometimes we don't want to learn from the Bible. Sometimes, we don't want to listen to the pastors preach from Your Word. There are other things we would rather do. We need a Savior!</p> <p>T God, thank You for not leaving us on our own, but giving us Your Word, the Bible, to learn from and to live by. Thank You for all the people in church who help us understand Your Word and live it out. Thank You for our pastors and teachers.</p> <p>S God, work in our hearts. Help us to turn away from our sins and trust in Jesus as our Savior. Help us to love Your Word and learn it. Help us live it out. Help our pastors and teachers to teach us well about You. In Jesus' name we pray, Amen.</p>
<p>5. TAKING IT HOME <i>(Take Home Sheet)</i></p>	
<p>Clean up and Dismissal</p>	<p>"Now it's time to work together and clean up." <i>Have the children join you in cleaning up the room.</i></p>
<p>Coloring Pages/ Take Home Sheets</p> <p><i>in Appendix C</i></p>	<p><i>Give out the craft/take home sheet and any other papers from the session, as you dismiss children from class.</i></p> <p><i>(Reminder: The back side of the coloring page is the take home sheet for each lesson.)</i></p>
<p>Bible Story to Take-Home</p> <p><i>in Appendix C</i></p>	<p>You may also want to include a copy of the story along with the take home sheet. (However, each coloring sheet/take home sheet includes a note to parents telling where they can download the story from the Parent Resources section on the website.)</p>

The Case of the Faithful Leader*Acts 16:1; 1 & 2 Timothy***Story-telling Tips**

Ahead of time:

1. Read the Bible verses and story. Pray!
2. Choose story action cues and prepare storyboard figures/Story Scenes, if using. (In Visual Aids book)
3. Practice telling story with the storyboard figures/Story Scenes, timing your presentation. Shorten, if necessary.

During your presentation:

1. Maintain as much eye contact as possible as you tell the story.
2. Put up storyboard figures/add story action cues/hold up Story Scenes as you tell the story. Allow the children to help you put them on the board, if desired.
3. Include the children in your story with a few questions about what they think will happen or words/concepts that might be new to them.
4. Watch the kids for signs that their attention span has been reached. Shorten, if necessary.

INTRODUCTION/ LISTENING ASSIGNMENTS

"Our story is called: The Case of the Faithful Leader. Here is your listening assignment." Read from Detective Dan's Listening Assignment signs, but questions are summarized below:

Detective Dan's Lesson #1 Listening Assignment:

I need to know:

1. Who was the pastor chosen to care for the believers in Ephesus?
2. What did Paul tell him to be faithful to do for those believers?

Detective Dan's Lesson #2 Listening Assignment:**Our Bible Verse is 1 Timothy 4:13, ESV**

"Devote yourself to the public reading of Scripture, to exhortation, to teaching."

I need to know:

1. Whom did Paul write to when he was in prison and about to die?
2. What did Paul tell this person to be faithful to do for the believers in Ephesus?

Detective Dan's Lesson #3 Listening Assignment:I found six clues, but two of them are **NOT** in the story.

They are: a cake, Paul, a car, a letter, a coat, and God's Word.

Hold each of them up for the children to see as you identify them.

I need to know:

1. Which four belong in the story and which two don't?
2. Who did Paul thank God for? What did Paul asked God to help this person do?

Read the assignment questions, THEN SAY,

"Ok, Deep Down Detectives! Put on your best listening ears and see if you can hear the answers to Detective Dan's questions. When I finish telling the story, we will see if we can answer all the questions."

Read the Bible Truth story, answer questions, present the gospel and lead in prayer.

Answers to questions; the gospel; and, ACTS prayer are included with the story text.

The Case of the Faithful Leader *Acts 16:1; 1 & 2 Timothy*

Story with lines separating paragraphs (text in bold, optional interaction cues in italics)

Paul was an old man who was about to die. His enemies had put him in jail for telling people about Jesus, and now they planned to kill him. Paul sat in his cold cell making the best of the little time he had left. Even in jail, Paul found ways to love God and His people.

Can you think of what he could do?

Paul prayed. He shared the good news of Jesus with the soldiers who guarded him and with many others. And, he wrote letters to the little churches of believers in many places.

Paul's life in jail was very different from what it used to be. Paul had been a missionary. He travelled to many faraway places, preaching the good news of Jesus to all who would listen. Many people turned away from disobeying God and trusted in Jesus as their Savior when they heard Paul preach. Soon, there were little churches of these new Christians all over. They gathered together each week to worship God and love one another.

Godly leaders were chosen to take care of the members of each little church gathering. Some of these leaders were called "deacons." They were used by God to serve their little church in a special way. They spent their time caring for the needs of others in the church. Men like Stephen made sure everyone had enough to eat. Women like Phoebe spent their days serving the needs of others in so many ways, too.

Other godly leaders were men called "pastors" or "elders. These men were used by God to serve their little church by teaching God's Word and leading everyone in loving God and living for Him. Sometimes, these pastors brought words of comfort to those who were discouraged. Sometimes, they warned those forgetting to live for God and urged them to turn away from their sins. They prayed for God to help them all. And, they preached God's Word when the Christians in each little church gathered together.

A young man named Timothy would become one of these godly pastors.

Paul met Timothy on one of his traveling trips and asked him to be his helper. Mile after mile, Timothy walked with Paul. Up mountains and down valleys. Over land and over sea. Through every kind of weather. To every kind of people.

There were happy, friendly people who wanted to hear about Jesus, and welcomed them. And, there were angry, fierce people who hated Paul, and wanted to make him stop telling about Jesus. They hurt Paul, and sent him to live in cold, prison cells. Timothy stayed by Paul through it all.

But most of all, it was the love in Timothy's heart that made him such a good helper for Paul. Timothy had a heart devoted to God and His good plans. Timothy loved God's Word and knew it well. He loved God, and Paul, and God's people so much, that he put them first, instead of himself! So, you can see why Paul loved Timothy so much, and why Timothy was such a good helper for Paul. After a while, Paul treated Timothy not just as a helper, or even a very good friend, but like Timothy was his very own son.

Story with lines separating paragraphs (text in bold, optional interaction cues in italics)

Yes, Timothy was a big help to Paul, but did you know that Paul was a big help to Timothy, too? As Timothy travelled with Paul, he was listening and learning. He listened to Paul preach from God's Word and share the good news of Jesus. He saw many people turn away from their sins and trust in Jesus as their Savior.

Timothy listened to Paul teach these new believers how to live as Jesus' disciples. Paul taught them how to love God and live for Him their whole lives. Timothy listened to Paul use God's Word to comfort sad people and to warn others who had stopped living for God. Timothy watched Paul pray for the little churches to stay faithful and grow.

And as Timothy listened and watched, God was preparing him for His plans for him. Can you guess what God planned for Timothy to be?

Can you guess?

A pastor, himself!

One day, Paul and Timothy came to city of Ephesus. They had come to check up on the little church of believers there. Uh oh, Paul could see there was a problem! This little church of believers needed a good pastor. Who could help them? Who knew God's Word well enough to help them grow to worship God and love one another the way God wanted them to? None of the new believers in the little Ephesus church could do this yet.

Perhaps there was no one in the little church who could be their pastor, but there WAS someone with Paul who could stay and lead them. Can you guess who?

Can you guess?

It was Timothy!

"Timothy, would you stay and care for this little church of believers?" Paul asked Timothy. "You are young, but I know that God will help you do a good job preaching the Bible and leading them," he said. Timothy agreed to stay. He would miss Paul, but he was happy to help. The little church in Ephesus was happy, too. Now, they had a godly pastor who could help them love God and live for Him. Paul was so glad that he could leave the little church in Ephesus under Timothy's care.

But now, so many years had passed since Paul left Timothy in Ephesus. What a lot of journeys Paul had taken since then. What a lot of people got to hear the good news of Jesus and trusted in Him as their Savior! Little churches of new believers gathered every Sunday, where there used to be none. God had filled Paul's years with good things.

But, oh, what troubles had come to Paul along with those blessings! Preaching the good news of Jesus was no easy thing. It was why Paul was in jail in Rome, alone, shivering in the cold, and soon to die.

Paul longed to see that dearest, closest friend of his. What was his name?

Can you tell me?

Timothy! Paul missed his dear Timothy so very much! Paul wanted him to come and care for him. Paul wanted him to bring him his heavy cloak to keep him warm, and his books and papers, so he could study.

Story with lines separating paragraphs (text in bold, optional interaction cues in italics)

Paul wondered if he would get to see Timothy again before he died. He hoped he would. But Ephesus was so far away from Rome! And there were no telephones or even postmen back then. How could Paul tell Timothy he needed him? What could Paul do?

Can you think of what Paul could do?

Paul could write to Timothy and find someone to take it to him. And even if Timothy could not get to Rome before he died, at least Paul could give him one last message. And so, that's what he did.

Before long, a messenger was on his way to Ephesus with Paul's letter. Walk, walk, walk, he went. At last, after many days, he handed the letter to Timothy to read. Timothy was so happy to hear from Paul. How he missed Paul and loved him! Here was news, at last!

Timothy eagerly opened the letter and read.

"Timothy, my dear son," Paul started. "I thank God every time I think of you. I long with tears to see you. Do your best to come to me soon."

"Here are some important things I want you to remember that will help you lead the little church in Ephesus," Paul wrote. "You were my helper for many years. You watched me preach about Jesus from the Bible. You watched people try to get me to stop talking about Jesus by hurting me," Paul wrote. "You saw how God gave me strength to keep on preaching, and loving, and caring for all the Christians in the little churches we went to. Don't forget what you saw me do! Do these same things for the people in your little church."

"Keep on learning God's Word! Keep on preaching God's Word!" Paul told Timothy. "Sometimes this will be really hard. Sometimes people won't want to hear what the Bible says. But keep on teaching it to them, no matter what!" Paul urged Timothy. "Only the Bible is God's Word. It makes God's people ready for everything God wants them to do."

"Don't forget these things, and please, come see me soon --before winter comes. Paul."

Did Timothy ever make it to see Paul before he died? We don't know. But we DO know that Timothy did what Paul wanted him to do most of all: be a good pastor for the little church in Ephesus and teach them God's Word.

Cracking the Case: (story wrap-up for Listening Assignments)

It's time to see how we did with our Listening Assignment.

Detective Dan's Lesson #1 Listening Assignment:

I need to know:

- 1. Who was the pastor chosen to care for the believers in Ephesus?** Timothy.
- 2. What did Paul tell him to be faithful to do for those believers?** Paul told Timothy to be faithful to preach God's Word to them and help them keep on loving God and living for Him.

For You and Me:

Paul encouraged Timothy to be faithful to teach God's Word to the believers who gathered together as a little church in Ephesus. By being faithful like this, God could use Timothy powerfully. Timothy could help the believers know how to keep on loving God and living for Him. When we go to church and listen to faithful teachers tell us about God's Word, God can use it to help us to love Him and live for Him, too. And the very first thing that every faithful teacher hopes and prays that you will do when you hear God's Word is to turn away from your sins and trust in Jesus as your Savior. This is how we become God's people. It is the best, first step in loving God and living for Him.

Detective Dan's Lesson #2 Listening Assignment:**Our Bible Verse is 1 Timothy 4:13, ESV:**

"Devote yourself to the public reading of Scripture, to exhortation, to teaching."

I need to know:

- 1. Whom did Paul write to when he was in prison and about to die?** Timothy.
- 2. What did Paul tell this person to be faithful to do for the believers in Ephesus?** Paul told Timothy to be faithful to preach God's Word to them and help them keep on loving God and living for Him.

For You and Me:

Paul encouraged Timothy to be faithful to teach God's Word to the believers who gathered together as a little church in Ephesus. By being faithful like this, God could use Timothy powerfully. Timothy could help the believers know how to keep on loving God and living for Him. When we go to church and listen to faithful teachers tell us about God's Word, God can use it to help us to love Him and live for Him, too. And the very first thing that every faithful teacher hopes and prays that you will do when you hear God's Word is to turn away from your sins and trust in Jesus as your Savior. This is how we become God's people. It is the best, first step in loving God and living for Him.

Detective Dan's Lesson #3 Listening Assignment:

I found six clues, but two of them are **NOT** in the story. They were: a cake, Paul, a car, a letter, a coat, and God's Word. *Hold each of them up for the children to see as you identify them.*

I need to know:

- 1. Which four belong in the story and which two don't?** Paul, the letter, the coat and God's Word belong. The cake and the car do not.
- 2. Who did Paul thank God for? What did Paul asked God to help this person do?** Paul thanked God for Timothy. To keep being a good pastor to the people in Ephesus, but also to come and comfort him before he died.

For You and Me:

Paul thanked God for giving him Timothy. Timothy had been such a good helper to him; and, Timothy now was a faithful leader to the believers in Ephesus, who Paul cared about so much. We, too, should thank God for the faithful leaders he gives us. They help us know God's Word and know how to live it out. We can ask God to help those leaders teach us well. And, we can ask God to work in our hearts as we listen to the leaders at our church teach from God's Word. We can ask God to use these leaders and His Word to turn away from our sins and trust in Jesus as our Savior. That's how we can become God's people, too.

The Gospel (story wrap-up if NOT using Listening Assignments)**Our Bible Truth is:**

**Why Do God's People Go to Church?
To Worship God and Love One Another...
By Learning from God's Word, the Bible!**

Why do God's people go to church? To worship God and love one another... by learning from God's Word, the Bible! God's people love the Bible. Each time they gather together, they want to learn more from it. The Bible is how they learned they were sinners who deserved God's punishment for disobeying Him, and of God's rich mercy in sending Jesus to be our Savior. It tells how Jesus lived a perfect life and offered it on the cross as the full payment for the sins of God's people. And, how He rose from the dead on the third day, beating sin and death for them. The Bible tells us how we can become God's people by turning away from our sins and trusting in Jesus as our Savior. And, how we can know and love God better, and live for Him. Ask God to use the Bible to teach you and help you do these things, too. He loves to answer this prayer!

Close in prayer.

Closing ACTS Prayer

- A** We praise You, God, for saving Your people, the Church. We praise You for giving us the Bible and godly leaders to teach it to us.
- C** God, sometimes we don't want to learn from the Bible. Sometimes, we don't want to listen to the pastors preach from Your Word. There are other things we would rather do. We need a Savior!
- T** God, thank You for not leaving us on our own, but giving us Your Word, the Bible, to learn from and to live by. Thank You for all the people in church who help us understand Your Word and live it out. Thank You for our pastors and teachers.
- S** God, work in our hearts. Help us to turn away from our sins and trust in Jesus as our Savior. Help us to love Your Word and learn it. Help us live it out. Help our pastors and teachers to teach us well about You. In Jesus' name we pray, Amen.

Go to Lesson Plan, p.9 for the script to the rest of the lesson.

Questions to aid discussion of the key concepts and for use in games

<p>THE GOSPEL</p>	<p>What is God’s good news for you and me? <i>The gospel! The Bible tells us the amazing good news that though we are sinners who deserve God’s punishment, that God sent His Son, Jesus, to be our Savior. Jesus lived a perfect life and offered it as the full payment for the sins of God’s people when He died on the cross. On the third day, Jesus rose from the dead in victory. He had beaten sin and death for God’s people. Now, all who turn away from their sins and trust in Jesus as their Savior can be forgiven their sins and become God’s people. That’s just a beginning. God will use His Word to teach His people more and more about how to love Him and how to live to please Him. We can become God’s people, too, when we turn away from our sins and trust in Jesus as our Savior. He will use His Word, the Bible, to help us to know Him and live for Him, more and more. Ask Him to help you. He loves to answer this prayer.</i></p>
<p>BIBLE TRUTH BIBLE VERSE</p> <p>Meaning</p> <p>Discussion Questions</p> <p><i>choose a few</i></p>	<p>“Devote yourself to the public reading of Scripture, to exhortation, to teaching.” --1 Timothy 4:13, ESV</p> <p>Learn a Little: “Devote yourself to the reading of Scripture.”</p> <p>God’s people gather together to worship God and love one another. And what book tells them how to do this best of all? God’s Word, the Bible! The Bible helps God’s people know how God wants them to live; and, it is powerful to help them live that way. No wonderful God’s people devote themselves to the Bible. They want their leaders to read it to them and to teach them what it means when they gather together. It alone is God’s Word! We can become God’s people when we turn away from our sins and trust in Jesus as our Savior. God can use His Word to work powerfully in our lives, too.</p> <ol style="list-style-type: none"> 1. What is another word for God’s Word, the Bible? <i>Scripture.</i> 2. What book tells God’s people how God wants them to live? <i>The Bible does.</i> 3. How is the Bible powerful to do inside of God’s people? <i>It is powerful to help them love God and live for Him.</i> 4. Where do God’s people meet all together and listen to God’s Word? <i>At church.</i> 5. Who teaches them about God’s Word when they meet together? <i>Godly leaders.</i> 6. What do the godly leaders teach when they read God’s Word? <i>What it tells us about God and how God wants us to live.</i> 7. <i>What is the first, very wonderful thing that God can use His Word to do in our hearts when we listen to it? God can use it to help us to turn away from our sins and trust in Jesus as our Savior. He can make us His people!</i>
<p>BIBLE STORY</p> <p>Discussion Questions</p> <p><i>choose a few</i></p>	<p>The Case of the Faithful Leader</p> <ol style="list-style-type: none"> 1. Where was Paul? <i>He was in prison in Rome. His enemies put him there for telling people about Jesus, and now they planned to kill him.</i> 2. Whom did Paul write to before he died? <i>Timothy.</i> 3. What was so special about Timothy? <i>Timothy had been Paul’s special helper. He cared for Paul. He loved God, God’s Word, and he cared for God’s people. He was like a son to Paul.</i> 4. Where did Paul leave Timothy? <i>What did he want him to do? He left him as the pastor, the godly leader, of the church in a city called Ephesus. They needed a good pastor who would teach them God’s Word and help them live it out. Paul knew Timothy would do a good job.</i> 5. What did Paul tell Timothy to remember? <i>To keep on preaching God’s Word, even when it is very hard. To keep on loving and caring for the believers at that little church in Ephesus. He also wanted him to come to visit him, if he could.</i> 6. What is the good news of Jesus that Paul and Timothy wanted everyone to know? <i>That we can become God’s people when we turn away from our sins and trust in Jesus as our Savior. God can help us do this, too! Ask Him to help you to become one of His people!</i>

DEEP DOWN DETECTIVES

**Curriculum Resources
for Unit 15, Bible Truth 3:**



**Why Do God's People Go to Church?
To Worship God and
Love One Another...**

By Caring for Each Other's Needs!

Session Prep (especially good for newbies!)

Pray!



Pray for the Holy Spirit to be at work in your and the children's hearts.

Review



If new to the curriculum, look at the **Getting Started with Deep Down Detectives section of the Core Curriculum book.** (p.5) It will be especially helpful to read through the Deep Down Detectives section of **The Praise Factory Tour: Extended Version Book.** This is a visual way to understand what goes on in the classroom. (A pdf of the book is found in the samples section on the website.)

Look through and Learn the Lesson



Read over **lesson plan.** Practice any **songs or action rhymes** you are using. Choose/make up motions to go with these. Choose less with younger children and more with older preschoolers. **Practice the lesson with the visual aids** and using the Big Question Box/Briefcase.

Read and Rehearse the Bible Story with Pictures



Read the Bible story from the Bible. Read the curriculum version. Practice telling it with the storyboard pictures. (If you have not previously laminated the story pictures, do that now.) Or, rehearse it from the Simple Story Scenes, if you are using those.

Let There Be Music



Download the music and listen to the songs. Choose which of the songs you will use with the children. If using live musicians, make sure they have the sheet music (Appendix A, Core Curriculum book).

Put the Props in Place



1. Prepare your Visual Aids. Put the Big Question, Unit Bible Truths, Bible Truth, Bible Verse, and Listening Assignment signs, as well as the Bible Story script in one side of the Bible folder.
2. Get out your storyboard. If using Simple Story Scenes, put these in your Bible Folder. Or, if using the individual storyboard figures, put all background pictures in place (they have a BG by the number). Put the rest of the storyboard pictures (these have a SB by the number) in order of use in the other side of the Bible folder.
3. Put the DDD Bible Folder as well as the Big Question sign in the Big Question Box/Briefcase and shut it. If your box/briefcase has locks and you want to use the unlocking the box as part of your session, lock it now....but make sure you have the key or know the code first.
4. Prepare the music CD or sheet music or mp3 device for use in your session.

Set Out Free Play Activities



Choose and set up free time activities you will use with the children. Choose a variety of different activities that will be enjoyed by different types of children. Rotate the activities you provide to keep them interesting and fresh to your children. (Suggestions in Appendix D, Core Curriculum books.)

Prepare Any Activities



Choose which (if any) of the Bible Truth games and crafts activities you want to use in the session. Bear in mind your time frame as well as the developmental abilities and attention span of your children as you decide which/how many to prepare. **Look over the Discussion Sheet** and choose a few questions you might use to spark discussion with the children as they do their activities (especially good for ages 3's+). Pray for God to give you opportunities to talk about these things with the children.

Let Them Take It with Them



Make copies of the craft/take home sheets, if you are not already using them as one of your activities. You may also want to make copies of the story (see take-home version of each story included in Appendix C with the other take home resources) to have for parents to use with their children at home. There's a link on each craft/take home sheet to the story, if you don't make hard copies.

Store It



After your session is over, collect the resources and store them for future use. This curriculum can be used over and over for years to come.

Unit 15: God's People Gather Together

UNIT OVERVIEW

A church is God's people gathering together. Some churches meet in special buildings. Some churches meet in homes. Some meet outside. No matter where they meet, when God's people gather together, they are a church. When God's people gather together as a church, they worship God. They worship Him for being the one, true God who is not like anyone else. They worship Him for saving them through Jesus. They sing songs and pray to God. They listen to the Bible and learn how to obey it. God's people also gather together to love one another. They talk with each other, and take care of each other, and pray for each other. The Bible tells us that God's people are to meet together often. It tells us that when they gather together, Jesus will be there with them in a special way. We can be God's people when we turn away from our sins and trust in Jesus as our Savior. Then, we will gather together with God's people to worship God and love one another, too!

UNIT BIBLE VERSE: Hebrews 10:24-25, ESV

"And let us consider how to stir up one another to love and good works, not neglecting to meet together."

BIG QUESTION UNDER INVESTIGATION: Why Do God's People Go to Church?

ANSWER: To Worship God and Love One Another!

OPTIONAL Big Question 15 INTRODUCTION LESSON (Use Hide 'n' Seek Kids Unit 15 Material)

Story: The Case of the People Who Loved a Lot *Acts*
Bible Verse: Hebrews 10:24-25, ESV

BIBLE TRUTH 1: By Praising God for Jesus' Win over Death (3 Lessons Available)

Story: The Case of the Third Day Yay
Exodus 16,20; Luke 22-24; Acts 20:7; 1 Corinthians 16:2
Bible Verse: 1 Peter 1:3, HCSB

BIBLE TRUTH 2: By Learning from God's Word, the Bible (3 Lessons Available)

The Case of the Faithful Leader" *Acts 16:1; 1 & 2 Timothy*
Bible Verse: 1 Timothy 4:13, ESV

➔ BIBLE TRUTH 3: By Caring for Each Other's Needs (3 Lessons Available)

Story: The Case of the Copycats *John 13-15, 18-20; Acts*
Bible Verse: John 13:34-35, ESV

BIBLE TRUTH 4: By Telling What God Has Done and Praying (3 Lessons Available)

Story: The Case of the Amazing Answer *Acts 12:1-18*
Bible Verse: Ephesians 6:18, NIV 1984

BIBLE TRUTH 5: By Baptizing People Who Trust in and Live for Jesus (3 Lessons Available)

Story: The Case of the Up and Down Sign *Matthew 28; Acts 1-2, 8:35-36, 10:47, 16:14-15,31-34*
Bible Verse: Acts 2:38-39, ESV

BIBLE TRUTH 6: By Remembering Jesus Died to Save Them (3 Lessons Available)

Story: The Case of the Remembered Rescue *Exodus 12; Luke 22; Isaiah 25:6-9*
Bible Verse: Luke 22:19,20, ESV

Deep Down Detectives ESV Songs 15 Track Numbers

This is a listing of all songs mentioned in the unit curriculum. You may or may not choose to use all of the songs. They are listed in easy-reference order--NOT in the order used in the curriculum. You may choose to simply burn a CD/load them onto an mp3 device in this order. Or, you may want to do what we do: choose the songs we want to use and create a play list of them in that order. Then, we burn a CD/upload the play list onto an mp3 device. A teacher only has to click forward to the next song, instead of hunting for the right track. The track number have been included as part of the title of each song, teachers will still have a reference to the track number listed in the curriculum (same as those listed below), even if you change the order on your customized play list.

SONGS USED EVERY UNIT OF THE CURRICULUM

- 1 The Classroom Song v.1
- 2 The Classroom Song v.2
- 3 The Classroom Song v.3
- 4 The Classroom Song v.4
- 5 Deep Down Detectives Theme Song
- 6 The Classroom Rules Song
- 7 Let's Pray Song
- 8 The Big Question Box Song
- 9 The Bible Chant Song
- 10 ACTS Prayer Song (Short Version)
- 11 ACTS Prayer Song (Full Version)

listen to or download songs for free at <https://praisefactory.org:Deep Down Detectives Music page>

Why the Extra Songs?

Deep Down Detectives is a curriculum used by a wide age-span of kids. Sometimes one of the other songs is a better fit for your kids. Or, you may simply want to teach them more songs on the same Bible Truth. Use as many or as few as you want.

UNIT 15: GOD'S PEOPLE GATHER TOGETHER

- 12 Big Q & A 15 Song
- 13 Big Question 15 Song: Why Do God's People Go to Church?
- 14 Big Question 15 Bible Verse Song: Stir Up Hebrews 10:24-25, ESV
- 15 Big Question 15 Hymn: Brethren, We Have Met to Worship, v.1
- 16 Big Question 15 Praise Song: Praise the Lord Together

Why Do God's People Go to Church? To Worship God and Love One Another...

Bible Truth 1: By Praising God for Jesus' Win over Death

- 17 Bible Verse: He Has Given Us a New Birth 1 Peter 1:3, HCSB
- 18 Extra Bible Verse: Shout with Joy to God Psalm 66:1-3,5,9,16, ESV
- 19 Extra Bible Verse: Make a Joyful Noise Psalm 100:1-6 ESV
- 20 Extra Bible Verse: Noise, Noise, Noise Psalm 100:1-4, ESV (other version)
- 21 Extra Bible Verse: The Time Is Fulfilled Mark 1:15, ESV
- 22 Extra Bible Verse: The Time Mark 1:15, ESV (other version)
- 23 Extra Bible Verse: How Beautiful Romans 10:13-15, ESV
- 24 Extra Bible Verse: Be My Witnesses Acts 1:8, ESV
- 25 Extra Bible Verse: All the Nations You Have Made Psalm 86:9, ESV
- 26 Extra Bible Verse: Behold a Great Multitude Revelation 7:9-10, ESV

Bible Truth 2: By Learning from God's Word, the Bible

- 27 Bible Verse: Devote Yourself 1 Timothy 4:13, ESV
- 28 Extra Bible Verse: An Overseer Must Be Titus 1:6-9, ESV
- 29 Extra Bible Verse: Open My Eyes Psalm 119:18,72-73, ESV
- 30 Extra Bible Verse: I Have Stored Up Your Word Psalm 119:11,15-16, ESV
- 31 Extra Bible Verse: If Anyone Loves Me John 14:23, ESV

Bible Truth 3: By Caring for Each Other's Needs

- 32 Bible Verse: A New Commandment John 13:34-35, ESV
- 33 Extra Bible Verse: There Are Different Kinds of Gifts 1 Corinthians 12:4,12,27, NIV 1984
- 34 Extra Bible Verse: As Each Has Received a Gift 1 Peter 4:10-11, ESV
- 35 Extra Bible Verse: Gift, Gift, Gift 1 Peter 4:10-11, ESV (other version)
- 36 Extra Bible Verse: Encourage One Another 1 Thessalonians 5:11,13-15, ESV
- 37 Extra Bible Verse: Build One Another Up 1 Thessalonians 5:11,13-15, ESV
- 38 Extra Bible Verse: Let Us Hold Fast Hebrew 10:23-25, ESV
- 39 Extra Bible Verse: On the First Day of Every Week 1 Corinthians 16:2, HCSB
- 40 Extra Bible Verse: An Overseer Must Be Titus 1:6-9, ESV
- 41 Extra Bible Verse: Love 1 Corinthians 13:4-8,13, ESV
- 42 Extra Bible Verse: Love Is Patient 1 Corinthians 13:4-8, ESV

Bible Truth 4: By Telling What God Has Done and Praying

- 43 Bible Verse: Pray, Pray, Pray Ephesians 6:18, HCSB
- 44 Extra Bible Verse: Take Up the Whole Armor Ephesians 6:13,16-18, ESV
- 45 Extra Bible Verse: Help Us 2 Corinthians 1:13, ESV

Bible Truth 5: By Baptizing People Who Trust in and Live for Jesus

- 46 Bible Verse: Repent, Repent and Be Baptized Acts 2:38-39, ESV
- 47 Extra Bible Verse: The Time Is Fulfilled Mark 1:15, ESV
- 48 Extra Bible Verse: The Time Mark 1:15, ESV (other version)

Bible Truth 6: By Remembering Jesus Died to Save Them

- 49 Bible Verse: This Is My Body Luke 22:19,20, ESV
- 50 Extra Bible Verse: He Took Bread Luke 22:19,20, HCSB

Big Question 15, Bible Truth 3 Overview: Key Concepts

p.1

Unit 15: God's People Gather Together**Unit Big Question (and Answer):** Why Do God's People Go to Church?

To Worship God and Love One Another!

Unit Bible Verse: "And let us consider how to stir up one another to love and good works, not neglecting to meet together." Hebrews 10:24-25, ESV**Bible Truth 3 Concept: To Worship God and Love One Another... By Caring for Each Other's Needs!**

When God's people gather together, they make special promises to believe God's Word and to care for each other. They promise to help each other keep on loving God and living for Him.

How do God's people help each other keep these promises? They help each other love God and live for Him. They tell each other about their lives—the many happy things, the sad things, even their sins and their struggles. They pray for each other and remind each other of the truths in God's Word. They want to help everyone to keep growing in their life with God.

But they also care for each other's needs. They share their money and their things when someone is hungry or has lost their job. They visit each other when they are sick. They cheer each other up when they are sad or lonely. They want to help everyone to be well-cared for.

God gives each little church special leaders that help them care for each other, too. He gives them pastors/elders to teach them God's Word and help them live it out. They comfort those who are scared and weak. They strengthen those who are struggling with sin. They pray for all.

God gives each little church special leaders called deacons, too. Deacons help everyone to better care for each other's needs. They spend extra time finding out what people need and helping them get it.

Jesus told God's people to love each other and take care of each other just as He has loved and taken care of them. If they do this, Jesus promised that others will see their love and know that they are God's people. They will praise God for how wonderful He is and want to become His people, too. We can become God's people when we turn away from our sins and trust in Jesus as our Savior.

Bible Truth 3 Bible Verse: John 13:34-35, ESV

"A new commandment I give to you, that you love one another: just as I have loved you, you also are to love one another. By this all people will know that you are my disciples, if you have love for one another."

Learn a Little: "Love one another: just as I have loved you."**Meaning**

A commandment is a big rule God tells us to obey! What does Jesus command His people to do? To love one another like He has loved them! Wow! That's a lot of love! Only with God's help can God's people do that! But when they do, others will know that they really are God's people! We can become God's people when we turn away from our sins and trust in Jesus as our Savior.

Big Question 15, Bible Truth 3 Overview: Key Concepts

p.2

Bible Truth 3 ACTS Prayer

- A** We praise You, God, for being the Savior of Your people, the Church. We praise You for Your kindness and love shown through Your people caring for each other.
- C** God, sometimes we don't want to go to church and care for the needs of others. Sometimes we just want to take care of our own needs. We need a Savior!
- T** Thank You, God, for giving Your people to each other to care for their needs. Thank You for all the people in church who care for our needs.
- S** God, work in our hearts. Help us to turn away from our sins and trust in Jesus as our Savior. Make us Your people! Help us to care for others when we gather at church. In Jesus' name we pray, Amen.

Bible Truth 3 Story**The Case of the Copycats***John 13-15, 18-20; Acts***Songs Used in Bible Truth 3**

Big Q & A 15 Song

Big Question 15 Song: Why Do God's People Go to Church?

Big Question 15 Bible Verse Song: Stir Up Hebrews 10:24-25, ESV


Big Question 15 Hymn: Brethren, We Have Met to Worship, v.1



Big Question 15 Praise Song: Praise the Lord Together

Bible Truth 3 Bible Verse: A New Commandment John 13:34-35, ESV

*Bible Truth 3 Extra Bible Verse: There Are Different Kinds of Gifts 1 Corinthians 12:4,12,27, NIV 1984**Bible Truth 3 Extra Bible Verse: As Each Has Received a Gift 1 Peter 4:10-11, ESV**Bible Truth 3 Extra Bible Verse: Gift, Gift, Gift 1 Peter 4:10-11, ESV (other version)**Bible Truth 3 Extra Bible Verse: Encourage One Another 1 Thessalonians 5:11,13-15, ESV**Bible Truth 3 Extra Bible Verse: Build One Another Up 1 Thessalonians 5:11,13-15, ESV**Bible Truth 3 Extra Bible Verse: Let Us Hold Fast Hebrew 10:23-25, ESV**Bible Truth 3 Extra Bible Verse: On the First Day of Every Week 1 Corinthians 16:2, HCSB**Bible Truth 3 Extra Bible Verse: An Overseer Must Be Titus 1:6-9, ESV**Bible Truth 3 Extra Bible Verse: Love 1 Corinthians 13:4-8,13, ESV**Bible Truth 3 Extra Bible Verse: Love Is Patient 1 Corinthians 13:4-8, ESV**listen to or download songs for free at <https://praisefactory.org>: Deep Down Detectives Music page*

1. GETTING STARTED

 = follow the stars for a short & simple lesson plan

<p>Intake Activity Ideas</p>	<p>Choose one of these open-ended activities to include children as they join the class:</p>
<p>Free Play Time <i>suggestions in Appendix D</i></p>	<p> Offer your own or some of the easy-to-make, free play activities suggested in Appendix D.</p>
<p>OR Sing-along Music Time <i>lyrics and sheet music, Appendix A</i> <i>listen to or download songs for free at https://praisefactory.org:Deep Down Detectives Music page</i></p>	<p>Music from Deep Down Detectives (DDD) ESV Songs 15: Big Q & A 15 Song <i>DDD ESV Songs 15, track 12</i> Big Question 15 Song <i>DDD ESV Songs 15, track 13</i> Big Question 15 (Unit) Bible Verse Song: Stir Up Hebrews 10:24-25, ESV <i>DDD ESV Songs 15, track 14</i> Big Question 15 Hymn: Brethren, We Have Met to Worship, v.1 <i>DDD ESV Songs 15, track 15</i> Big Question 15 Praise Song: Praise the Lord Together <i>DDD ESV Songs 15, track 16</i> Bible Truth 3 Bible Verse Song: A New Commandment John 13:34-35, ESV <i>DDD ESV Songs 15, track 32</i> Extra Bible Truth 3 Bible Verse Song: There Are Different Kinds of Gifts 1 Corinthians 12:4,12,27, NIV <i>DDD ESV Songs 15, track 33</i> Extra Bible Truth 3 Bible Verse Song: As Each Has Received a Gift 1 Peter 4:10-11, ESV <i>DDD ESV Songs 15, track 34</i> Extra Bible Truth 3 Bible Verse Song: Gift, Gift, Gift 1 Peter 4:10-11 <i>DDD ESV Songs 15, track 35</i> Extra Bible Truth 3 Bible Verse Song: Encourage One Another 1 Thess.5:11-15 <i>DDD 15, track 36</i> Extra Bible Truth 3 Bible Verse Song: Build One Another Up 1 Thess. 5:11,13-15 <i>DDD 15, track 37</i> Extra Bible Truth 3 Bible Verse Song Let Us Hold Fast Hebrew 10:23-25 <i>DDD15, track 38</i> Extra Bible Truth 3 Bible Verse Song: On the First Day of Every Week 1 Cor.16:2 <i>DDD 15, track 39</i> Extra Bible Truth 3 Bible Verse Song: An Overseer Must Be Titus 1:6-9 <i>DDD 15, track 40</i> Extra Bible Truth 3 Bible Verse Song: Love 1 Corinthians 13:4-8,13 <i>DDD 15, track 41</i> Extra Bible Truth 3 Bible Verse Song: Love Is Patient 1 Cor.13:4-8 <i>DDD15, track 42</i> Add more fun to Sing-along Music Time by adding a Music, Movement & Memory Activity. These activities are listed on p.10 of this lesson plan with the Response Activities. Instructions found in Appendix B.</p>
<p>OR Bible Verse Memory Game <i>instructions found in Appendix B</i></p>	<p>Lesson 1 Game: Fill'er Up Lesson 2 Game: Lily Pad Jump Lesson 3 Game: Loud and Soft, Big and Little These activities are also included on p.10 of this lesson plan with the Response Activities.</p>
<p>2. OPENING CIRCLE TIME (introduce the Bible Truth and tell the related Bible story)</p>	
<p>Gathering the Children <i>lyrics and sheet music, Appendix A</i></p>	<p>Sing verse 1 of The Classroom Song to gather the children for Circle Time. The Classroom Song, verse 1 <i>DDD ESV Songs 15, track 1</i> Let's gather together to worship God, Let's gather together to worship God, Let's gather together to worship God, Come gather here with me!</p>
<p>Welcome to Deep Down Detectives</p>	<p> "Welcome to Deep Down Detectives. We're so glad you've joined us! Detectives are people who look for answers to questions. In Deep Down Detectives, we look for answers to big questions about God. We dig deep down in the truths of God's Word to find them."</p>

2. OPENING CIRCLE TIME, continued



= follow the stars for a short & simple lesson plan

<p>Deep Down Detectives Theme Song</p> <p><i>Lyrics and sheet music, Appendix A</i></p>	<p>"Let's sing our Deep Down Detectives Theme Song."</p> <p>★ Deep Down Detectives Theme Song DDD ESV Songs 15, track 5</p> <p>We're Deep Down Detectives, diggin' deep in God's Word, For truths about God and His plans for this world, We're seeking to love Him, with all of our heart, We're Deep Down Detectives! Come on! Let's start!</p>
<p>Classroom Rules Song</p> <p><i>Lyrics and sheet music, Appendix A</i></p>	<p>There are two very important things that Deep Down Detectives do together: we worship God and we love one another. Our Classroom Rules Song reminds us how we should act. Let's sing it."</p> <p>Classroom Rules Song DDD ESV Songs 15, track 6</p> <p>Shh, be quiet while someone is talking, Raise your hand, if you have something to say, Don't touch your friend, sitting beside you, Obey your teachers, Be kind as you play. These are our classroom rules, These are our classroom rules, They help us worship God and love one another, These are our classroom rules.</p>
<p>Opening Prayer Time</p> <p><i>Lyrics and sheet music, Appendix A</i></p>	<p>"Children, we need God's help to keep these rules. Let's ask Him to help us right now. Let's get ready and pray."</p> <p>Let's Pray DDD ESV Songs 15, track 7</p> <p>1-2-3! Fold your hands, Bow your head, Close your eyes. Let's pray! (<i>repeat</i>)</p> <p>"Let's pray:"</p> <p>★ Opening Prayer</p> <p>Dear Lord, We're so glad to get to gather together to worship You! Please help us keep the classroom rules. Please help us to love You and learn about You today. In Jesus' name we pray. Amen.</p>

2. OPENING CIRCLE TIME, continued

★ = follow the stars for a short & simple lesson plan

Reveal the Big Question
Introduce the Big Question Box/Briefcase

lyrics and sheet music, Appendix A

“Detectives INVESTIGATE things. That means they ask questions and look for answers. Deep Down Detectives investigate big questions about God. The Big Question we are investigating today is right inside our Big Question Box/Briefcase.

The Big Question Box Song

DDD ESV Songs 15, track 8

We’ve got a big box,
All closed up and locked,
Filled with the truths of God’s Word.

We’ve got a brief case,
There’s no time to waste,
Come on, kids, let’s open it up!

The Big Question under Investigation

VISUAL take out AID



of BQB

Big Question & Answer Sign, front side

**found in the DDD Unit 15 Visual Aids, ESV Book*

Ok, who would like to open for me and pull out the Big Question?”

Choose a child to open the box/briefcase, take out the Big Question and hand it to you, then hold up the Big Question sign for all the children to see, and say:

★ The Big Question we are investigating today is Big Question Number 15:

Why Do God’s People Go to Church?

and the Answer is:

To Worship God and Love One Another!

Big Question Meaning

★ A church is God’s people gathering together. Some churches meet in special buildings. Some churches meet in homes. Some meet outside. No matter where they meet, when God’s people gather together, they are a church. When God’s people gather together as a church, they worship God. They worship Him for being the one, true God who is not like anyone else. They worship Him for saving them through Jesus. They sing songs and pray to God. They listen to the Bible and learn how to obey it. God’s people also gather together to love one another. They talk with each other, and take care of each other, and pray for each other. The Bible tells us that God’s people are to meet together often. It tells us that when they gather together, Jesus will be there with them in a special way. We can be God’s people when we turn away from our sins and trust in Jesus as our Savior. Then, we will gather together with God’s people to worship God and love one another, too!

Big Question Songs

★ “Let’s sing our Big Question Song:

Big Q & A 15 Song

Big Q & A 15 Song

DDD ESV Songs 15, track 12

(adapted version of “This Is the Way We Wash Our Clothes”)

lyrics and sheet music, Appendix A

Why do God’s people go to church?
Go to church? Go to church?
Why do God’s people go to church?
To worship God and to love one another!

2. OPENING CIRCLE TIME, continued



= follow the stars for a short & simple lesson plan

<p>Learning about the Big Question</p> <p>★</p>	<p>Repeat the Big Question and Answer again: "Why Do God's People Go to Church? To Worship God and Love One Another!"</p> <p>Say: "Hmmm, I wonder what that means... Let's do our action rhyme/sing our song that explains it."</p> <p>Then do the action rhyme or sing the song using any of the optional motions suggested, if desired.</p>	
<p>Big Question Action Rhyme</p>	<p>Big Question 15 Action Rhyme</p> <p>Let's gather together to worship God. Let's gather together to worship God. That's what God's people do.</p> <p>Let's gather together to love each other. Let's gather together to love each other. That's what God's people do.</p> <p>Let's gather together to hear God's Word. Let's gather together to hear God's Word. That's what God's people do.</p> <p>Let's gather together to sing and pray. Let's gather together to sing and pray. That's what God's people do.</p>	<p>(POSSIBLE ACTIONS)</p> <p><i>Raise hands to praise God</i></p> <p><i>Hold open arms out towards others, like welcoming a hug</i></p> <p><i>Make an open Bible with the flat palms of your hands</i></p> <p><i>Make prayer hands</i></p>
<p>Big Question (Action Rhyme) Song ★</p> <p><i>lyrics and sheet music, Appendix A</i></p>	<p>Big Question 15 Action Rhyme/ Song</p> <p>Refrain: Why do God's people go to church? To worship God and love one another. Why do God's people go to church? To worship God and love one another.</p> <p>Verse 1: God's people gather to worship God. To sing His praises and pray. They listen to preaching, From God's Word, the Bible, To better love Him each day. <i>Refrain</i></p> <p>Verse 2: God's people gather to love one another, In acts of kindness and grace. They love one another, Like sisters and brothers, Helping all to live God's way. <i>Refrain</i></p>	<p><i>DDD ESV Songs 15, track 13</i></p> <p>(POSSIBLE ACTIONS)</p> <p><i>Raise hands to praise God</i></p> <p><i>Hold open arms out towards others, like welcoming a hug</i></p> <p><i>Make prayer hands</i></p> <p><i>Make an open Bible with the flat palms of your hands</i></p> <p><i>Raise hands to praise God</i></p> <p><i>Hold open arms out towards others, like welcoming a hug</i></p> <p><i>Point up to God in heaven</i></p>

2. OPENING CIRCLE TIME, continued

★ = follow the stars for a short & simple lesson plan

Learning the Bible Truth

VISUAL take out
AID



of BQB

VISUAL AID

All the Bible Truths Sign

★ "To Worship God and Love One Another" is a good beginning, but there's so more to learn. So it's time for us to dig down even deeper for more answers to our Big Question about God. We're going to be learning **SIX** Bible truths that all tell us more about why God's people go to church.

Who would like to hand me the picture with our six Bible truths on it? It's in the Big Question Box/Briefcase." *Choose a child to get it and hand it to you, then hold it up and show them the pictures of the six truths they will be learning.*

Bible Truth Clue

VISUAL take out
AID



of BQB

Bible Truth Clue Sign,

front side

VISUAL AID

After everyone has had a good look, say...

"Ok, we've learned two truths about why God's people go to church. They are: "By Praising God for Jesus' Win over Death" and "By Learning from God's Word, the Bible" (point to pictures as you identify each Bible Truth). Now let's look at our Bible Truth Clue sign and see if we can figure out which of these six truths we will be learning about today. Who would like to get it out of the Big Question Briefcase for me?"

Choose a child to open the briefcase, take out the Bible Truth Clue sign and hand it to you. Hold up the front side for the children to see. Cover up the answer, written along the bottom, and say:

**"Why Do God's People Go to Church?
To Worship God and Love One Another!
By Caring for Each Other's ????!"**

Hint

It says: "This word means "something we have to have." It starts with an "N" and it rhymes with "seeds." Can you guess? The answer is: "Needs".

So, the Bible Truth we are learning today is:
(uncover answer from bottom of sign, show it to them and say:)

★ **"Why Do God's People Go to Church?
To Worship God and Love One Another!
By Caring for Each Other's Needs!"**

And here is what this Bible Truth means: *(read the meaning off of the back of the sign, say:)*

Bible Truth Meaning

★ When God's people gather together, they make special promises to believe God's Word and to care for each other. They promise to help each other keep on loving God and living for Him.

How do God's people help each other keep these promises? They help each other love God and live for Him. They tell each other about their lives—the many happy things, the sad things, even their sins and their struggles. They pray for each other and remind each other of the truths in God's Word. They want to help everyone to keep growing in their life with God.

But they also care for each other's needs. They share their money and their things when someone is hungry or has lost their job. They visit each other when they are sick. They cheer each other up when they are sad or lonely. They want to help everyone to be well-cared for.

God gives each little church special leaders that help them care for each other, too. He gives them pastors/elders to teach them God's Word and help them live it out. They comfort those who are scared and weak. They strengthen those who are struggling with sin. They pray for all.

God gives each little church special leaders called deacons, too. Deacons help everyone to better care for each other's needs. They spend extra time finding out what people need and helping them get it.

Jesus told God's people to love each other and take care of each other just as He has loved and taken care of them. If they do this, Jesus promised that others will see their love and know that they are God's people. They will praise God for how wonderful He is and want to become His people, too. We can become God's people when we turn away from our sins and trust in Jesus as our Savior.

2. OPENING CIRCLE TIME, continued



= follow the stars for a short & simple lesson plan

Learning the Bible Verse

"And how do I know this is true? God tells me so in His special book, the Bible."

The Bible Chant Song

Say or sing the Bible Chant Song.

lyrics and sheet music, Appendix A

The Bible Chant Song

DDD ESV Songs 15, track 9

The Bible, the Bible,
Let's get out the Bible.
Let's hear what God has to say.
The Bible, the Bible,
God's given us the Bible.
It's His Word for us to learn and obey! Yay!

Bible Verse

DDD 15.3 Bible Verse-front side (in the DDD Bible folder)

VISUAL AID Place verse in take out



of BQB
DDD Bible Folder

*found in the DDD Unit 15 Visual Aids, ESV Book

"Who would like to get our Bible folder out of the Big Question Briefcase for me?"

Choose a child to open the briefcase, take out the "Bible" folder and hand it to you. Remove the Bible Verse Picture from the "Bible" folder and hold it up for all the children to see, then say:

John 13:34-35 tells us:

John 13:34-35, ESV

"A new commandment I give to you, that you love one another: just as I have loved you, you also are to love one another. By this all people will know that you are my disciples, if you have love for one another."


Learn a Little: "Love one another: just as I have loved you."

Bible Verse Meaning

What does that mean?

A commandment is a big rule God tells us to obey! What does Jesus command His people to do? To love one another like He has loved them! Wow! That's a lot of love! Only with God's help can God's people do that! But when they do, others will know that they really are God's people! We can become God's people when we turn away from our sins and trust in Jesus as our Savior.

2. OPENING CIRCLE TIME, continued

 = follow the stars for a short & simple lesson plan

**Bible Verse
Song**

*lyrics and sheet music,
Appendix A*

You might also enjoy:

*There Are Different
Kinds of Gifts 1
Corinthians 12:4,12,27,
NIV 1984
DDD ESV Songs 15,
track 33*

*As Each Has Received a Gift
1 Peter 4:10-11, ESV
DDD ESV Songs 15,
track 34*

*There Are Different
Kinds of Gifts 1
DDD ESV Songs 15,
track 35*

*Encourage One Another
1 Thessalonians 5:11,13-15,
ESV
DDD ESV Songs 15,
track 36*

*Build One Another Up 1
Thessalonians 5:11,13-15,
ESV
DDD ESV Songs 15,
track 37*

*Let Us Hold Fast
Hebrew 10:23-25, ESV
1 Corinthians 16:2, HCSB
DDD ESV Songs 15,
track 38*

*On the First Day of Every
Week
1 Corinthians 16:2, HCSB
DDD ESV Songs 15,
track 39*

*An Overseer Must Be
Titus 1:6-9, ESV
DDD ESV Songs 15,
track 40*

*Love
1 Corinthians 13:4-8,13, ESV
DDD ESV Songs 15,
track 41*

*Love Is Patient
1 Corinthians 13:4-8, ESV
DDD ESV Songs 15,
track 42*

We've said our Bible verse, now let's sing it!

A New Commandment: John 13:34-35

DDD ESV Songs 15, track 32

A new commandment I give to you,
A new commandment I give to you,
Love one another!
Love one another!
Love one another!





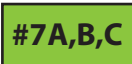


By this all will know that you are My disciples,
By this all will know that you are My disciples,
Love one another!
Love one another!
Love one another!

John Thirteen, thirty-four and thirty-five.

2. OPENING CIRCLE TIME, continued



= follow the stars for a short & simple lesson plan

<p>Getting into the Case</p>	<p>"Now it's time to do a bit more deep down investigating. Let's see what Detective Dan wants us to help him figure out. Would someone like to get it out for me?"</p>
<p>Listening Assignments</p> <p>Place in  take out  of BQB</p>	<p>NOTE: Listening assignments are most suitable for ages 3+. Skip straight to the Bible story (see bottom of this page), if working with 2 year olds.</p> <p>"Let's open up our listening assignment and see what we are supposed to figure out today.</p> <p>Choose a child to take out the Listening Assignment (from the DDD Bible Folder) and hand it to you. Read Detective Dan's letter to the children that includes the listening assignment. The listening assignments are summarized below:</p>
<p>VISUAL AID</p> <p></p> <p>DDD Unit 15 Visual Aids, ESV</p>	<p>Detective Dan's Lesson #1 Listening Assignment:</p> <p>A copycat is a nickname for someone who tries to act like someone else.</p> <p>I need to know:</p> <ol style="list-style-type: none"> 1. Who were the people who tried to act like someone else? 2. And who was the someone they try to look like? Why?
<p>VISUAL AID</p> <p></p> <p>DDD Unit 15 Visual Aids, ESV</p>	<p>Detective Dan's Lesson #2 Listening Assignment:</p> <p>Our Bible Verse is John 13:34-35, ESV</p> <p>"A new commandment I give to you, that you love one another: just as I have loved you, you also are to love one another. By this all people will know that you are my disciples, if you have love for one another."</p> <p>I need to know:</p> <ol style="list-style-type: none"> 1. What was Jesus' love for His people like? 2. Who wanted to obey Jesus' command to love one another as He had loved them?
<p>VISUAL AID</p> <p></p> <p>*Listening Assignment #3 includes the Assignment Sheet, plus 6 clue pictures*</p> <p>DDD Unit 15 Visual Aids, ESV</p>	<p>Detective Dan's Lesson #3 Listening Assignment:</p> <p>I found six clues, but two of them are NOT in the story. They are: a little meal; the Holy Spirit in a heart; a doll; Pastor Peter; a can of soda; and some money. Hold each of them up for the children to see as you identify them.</p> <p>I need to know:</p> <ol style="list-style-type: none"> 1. Which four belong in the story and which two don't? 2. Who prayed for each other and cared for each other's needs?
<p>Tell the Bible Story</p> <p>Place story & pics in  take out  of BQB</p> <p>DDD Unit 15 Visual Aids, ESV</p> <p>Story text included in this book right after this lesson plan and in Visual Aids book</p>	<p>★ Then say, "Ok, Deep Down Detectives! Put on your best listening ears and see if you can hear the answers to Detective Dan's questions. When I finish telling the story, we will see if we can answer all the questions."</p> <p>★ Bible Story: The Case of the Copycats <i>John 13-15, 18-20; Acts</i></p> <p>Read the Bible Truth story, putting up the storyboard pictures as you tell it. Then, have the children answer the listening assignment. Present the gospel and lead in prayer.</p> <p>*Answers to questions; the gospel; and, ACTS prayer are included with the story text.*</p>

2. OPENING CIRCLE TIME, continued



= follow the stars for a short & simple lesson plan

<p>Story Response Song(s)</p>	<p>As attention span and time allow, you might want to end with one of the following songs which also tie in with the unit. If desired, use the Music and Movement activity ideas while singing, listed with the Response Activities.</p>
<p>Hymn <i>lyrics and sheet music, Appendix A</i></p>	<p>Brethren, We Have Met to Worship <i>DDD ESV Songs 15, track 15</i></p> <p>Verse 1 Brethren, we have met to worship, And adore the Lord, our God. Will you pray with all your power, While we try to preach the Word?</p> <p>Tie-in: "Why do God's people go to church? To worship God and love one another! Do you know what brethren are? It's a big word that means "brothers and sisters." God's people are like brothers and sisters in a family...God's family. They meet to worship God and pray and listen to the pastor preach God's Word. They meet together to love one another and care for each other's needs. When they meet together they do things to love one another. And this is why you and I, your parents and all the other people are here at church today!"</p>

<p>Praise Song</p>	<p>Praise Song: Praise the Lord Together <i>DDD ESV Songs 15, track 16</i></p>
<p><i>lyrics and sheet music, Appendix A</i></p>	<p>Praise the Lord together saying: "Hallelujah, Hallelujah, Hallelujah!" Praise the Lord together saying: "Hallelujah, Hallelujah, Hallelujah!" <i>repeat</i></p> <p>Tie-in: "Why do God's people go to church? To worship God and love one another! God's people meet together to worship God and love one another. They praise God together, they listen to God's Word together and they love each other. Let's sing a song about meeting together to worship God and love one another."</p>






3. TAKING ACTION: Response Activities *(choose from among these activities)*

<p>Transition to Activities</p>	<p>★ Well, Deep Down Detectives, you've done a great job diggin' deep down for answers in the truths of God's Word. Now it's time to enjoy some activities."</p> <p><i>Tell children what activity/s you are providing for them: either free play or some of the response activities listed below. When you are ready to dismiss them, use this song to help the children transition in an orderly fashion to their next activity.</i></p>
<p>Classroom Song, verse 2 <i>lyrics and sheet music, Appendix A</i></p>	<p>"Children, let's sing our Time to Play Song. When we are finished you may get up and walk over to our next activity."</p> <p>Classroom Song, verse 2 <i>DDD ESV Songs 15, track 2</i></p> <p>We've gathered together to worship God, We've gathered together to worship God, And now it's time to play.</p> <p><i>Dismiss the children to whatever activities you have prepared for them to do.</i></p>

Lesson Plan: Big Question 15, Bible Truth 3

use with all THREE lessons

3. TAKING ACTION: Response Activities (choose from among these activities) ★ = short & simple lesson plan

<p>Response Activities</p>	<p>Choose one or more activities appropriate for your children, based on classroom time and developmental needs. Add the Discussion Sheet to any activity for deeper learning. ★</p>
<p>Bible Verse Memory Game</p> <p><i>game directions, Appendix B</i></p>	<p>Though listed with the opening activities, you may choose to use this Bible verse game here instead (or as a repeat).</p> <ul style="list-style-type: none"> • Lesson 1 Game: Fill'er Up • Lesson 2 Game: Lily Pad Jump • Lesson 3 Game: Loud and Soft, Big and Little <p>Use the Discussion Sheet with this activity for even deeper learning ★</p>  <p>Discussion Questions</p>
<p>Music, Movement & Memory Activity</p> <p><i>game directions, Appendix B</i></p>	<p>A music activity that uses the songs from the Bible Truth and Big Question unit.</p> <ul style="list-style-type: none"> • DDD Songs for this Bible Truth, plus: • Lesson 1 Activity: Say, Spring Up and Shout • Lesson 2 Activity: Freeze Frame • Lesson 3 Activity: Egg Shakers <p>Use the Discussion Sheet with this activity for even deeper learning ★</p>  <p>Discussion Questions</p>
<p>Bible Story Review Game</p> <p><i>game directions, Appendix B</i></p>	<p>A game that uses the storyboard pictures from the story to review the story.</p> <ul style="list-style-type: none"> • Lesson 1 Game: Can You Remember? • Lesson 2 Game: Clothespin Line Up and Drop • Lesson 3 Game: Deep Down Detectives Clue Hunt <p>Use the Discussion Sheet with this activity for even deeper learning ★</p>  <p>Discussion Questions</p>
<p>Coloring Pages/ Take Home Sheets</p> <p><i>in Appendix C</i></p> <p>★</p>	<p>A coloring page related to the lesson assignment question is provided for each lesson. On the back of each are the key concepts, a few questions and a song for parents to use with their children.</p> <p>NOTE: Upgrade your coloring sheet to a more interesting craft by offering simple embellishments, such as jiggly eyes, craft sand, glitter, glitter glue, colored paper dots (made with a hole punch), fabric scraps, etc. Make cut-to-size glued-on clothes, hair, etc for characters by using a copy of the coloring sheet, cutting out the selected portions and making them the patterns for whatever you want to cut out of fabric, paper, foil, etc.</p> <ul style="list-style-type: none"> • Lesson 1 Coloring Sheet Emphasis: Bible Truth • Lesson 2 Coloring Sheet Emphasis: Bible Verse • Lesson 3 Coloring Sheet Emphasis: ACTS Prayer <p>Use the Discussion Sheet with this activity for even deeper learning ★</p>  <p>Discussion Questions</p>
<p>Extra Crafts: Big Question Craft</p> <p><i>in Appendix C</i></p> <p>Bible Verse Craft</p> <p><i>in Appendix C</i></p> <p>Bible Story Puzzle</p> <p><i>in Appendix C</i></p>	<p>These crafts are slightly more complex than the coloring/take home sheets:</p> <p>The Bible Concept Go-and-Tell Craft is a craft that summarizes the Bible concept and includes the Bible verse is included for those desiring more than a coloring sheet. This more complex craft will involve gluing, sticking, etc. Can be used at any time.</p> <p>The Bible Story Coloring Sheet provides a tie in between the Bible story and the Bible truth they are learning.</p> <p>The Storyboard Picture Placement Page has been made into a puzzle that can be cut out and re-assembled by the children. This provides a nice summary of the story.</p> <p>Use the Discussion Sheet with these activities for even deeper learning ★</p>  <p>Discussion Questions</p>
<p>Free Play Activities ★</p> <p><i>ideas in Appendix D</i></p>	<p>Offer your own or some of the easy-to-make, free play activities suggested in Appendix D.</p>

4. CLOSING CIRCLE TIME *(End-of-session activities for the last 5-10 minutes of class time)*

★ = short & simple lesson plan

<p>Transition to Closing Circle</p> <p>Classroom Song, verse 3</p> <p><i>lyrics and sheet music, Appendix A</i></p>	<p><i>Use this song to help the children transition in an orderly fashion. Start singing this song and ask the children to gather with you for Closing Circle Time.</i></p> <p>Classroom Song, verse 3 <i>DDD ESV Songs 15, track 3</i></p> <p>It's time to get ready to go and tell, It's time to get ready to go and tell, Come gather here with me.</p>
<p>Closing Circle Time</p> <p>Classroom Song, verse 4</p> <p><i>lyrics and sheet music, Appendix A</i></p>	<p><i>When children are settled in the circle, say:</i></p> <p>"It's almost time for your parents to come pick you up. And do you know what that means? It means.... (draw this out to build anticipation and excitement)...that it's almost time to go home and...it's almost time to...Go and Tell! We have learned some big news about God today. God wants us to take and tell it to the whole world!"</p> <p>Classroom Song, verse 4 <i>DDD ESV Songs 15, track 4</i></p> <p>So what's our big news to go and tell, So what's our big news to go and tell, Can you tell me now?</p>
<p>Big News to Tell</p> <p>Big Question 15</p> <p><i>VISUAL AID</i></p> <p>#1</p> <p><i>*found in DDD Unit 15 Visual Aids, ESV Book</i></p> <p><i>lyrics and sheet music, Appendix A</i></p> <p>Big Question 15, Bible Truth 3</p> <p><i>VISUAL AID</i></p> <p>#3</p>	<p>"Let's see....there's so much big news to tell! There's so much we've learned!</p> <p>First of all, can you tell me the answer to our Big Question: "Why Do God's People Go to Church?" <i>Hold up the Bible Truth Clue Picture.</i></p> <p>Say the answer with me: "To Worship God and Love One Another!"</p> <p><i>(If desired, you can sing one/both of the Big Question songs.) DDD ESV Songs 15, tracks 12,13</i></p> <p>And what's one way He does this? What did we learn? <i>Point to the picture.</i></p> <p>By Caring for Each Other's Needs!</p> <p>"And how do I know this is true? Can you tell me? Say it with me: "The Bible tells me so!" That's right!</p>
<p>Big Question 15 Bible Truth 3 Bible Verse</p> <p><i>VISUAL AID</i></p> <p>#4</p> <p><i>*found in DDD Unit 15 Visual Aids, ESV Book</i></p> <p><i>lyrics and sheet music, Appendix A</i></p>	<p>We learned: John 13:34-35, ESV</p> <p>"A new commandment I give to you, that you love one another: just as I have loved you, you also are to love one another. By this all people will know that you are my disciples, if you have love for one another."</p> <p>Learn a Little: "Love one another: just as I have loved you."</p> <p>What It Means</p> <p>A commandment is a big rule God tells us to obey! What does Jesus command His people to do? To love one another like He has loved them! Wow! That's a lot of love! Only with God's help can God's people do that! But when they do, others will know that they really are God's people! We can become God's people when we turn away from our sins and trust in Jesus as our Savior.</p> <p><i>(If desired, you can sing the Bible verse song.)</i> <i>DDD ESV Songs 15, track 32</i></p>

4. CLOSING CIRCLE TIME, continued

<p>Closing ACTS Prayer Time</p> <p>ACTS Prayer Chant</p> <p><i>lyrics and sheet music, Appendix A</i></p>	<p><i>Let's ask God to help us to remember this and even tell others this good news. Let's get ready and pray our ACTS prayer.</i></p> <p><i>And what does ACTS mean? Let's sing/say our ACTS Prayer Chant!</i></p> <p>ACTS Prayer Chant Song <i>DDDESV Songs 15, tracks 10,11</i></p> <p>A, Adoration, God, we praise You! C, Confession, Forgive us our sins. T, Thanksgiving, Thank You for Jesus, S, Supplication, Help us to live like Him.</p> <p style="text-align: right;">That's the ACTS prayer, my friend, Bow your head, Close your eyes, Shhh, Let's begin.</p>
<p>Closing ACTS Prayer</p>	<p>"Let's pray!"</p> <p><i>Lead the children in the ACTS prayer for this Bible Truth.</i></p> <p>A We praise You, God, for being the Savior of Your people, the Church. We praise You for Your kindness and love shown through Your people caring for each other.</p> <p>C God, sometimes we don't want to go to church and care for the needs of others. Sometimes we just want to take care of our own needs. We need a Savior!</p> <p>T Thank You, God, for giving Your people to each other to care for their needs. Thank You for all the people in church who care for our needs.</p> <p>S God, work in our hearts. Help us to turn away from our sins and trust in Jesus as our Savior. Make us Your people! Help us to care for others when we gather at church.</p> <p>In Jesus' name we pray, Amen.</p>
<p>5. TAKING IT HOME <i>(Take Home Sheet)</i></p>	
<p>Clean up and Dismissal</p>	<p>"Now it's time to work together and clean up." <i>Have the children join you in cleaning up the room.</i></p>
<p>Coloring Pages/ Take Home Sheets</p> <p><i>in Appendix C</i></p>	<p><i>Give out the craft/take home sheet and any other papers from the session, as you dismiss children from class.</i></p> <p><i>(Reminder: The back side of the coloring page is the take home sheet for each lesson.)</i></p>
<p>Bible Story to Take-Home</p> <p><i>in Appendix C</i></p>	<p>You may also want to include a copy of the story along with the take home sheet. (However, each coloring sheet/take home sheet includes a note to parents telling where they can download the story from the Parent Resources section on the website.</p>

The Case of the Copycats*John 13-15, 18-20; Acts***Story-telling Tips**

Ahead of time:

1. Read the Bible verses and story. Pray!
2. Choose story action cues and prepare storyboard figures/Story Scenes, if using. (In Visual Aids book)
3. Practice telling story with the storyboard figures/Story Scenes, timing your presentation. Shorten, if necessary.

During your presentation:

1. Maintain as much eye contact as possible as you tell the story.
2. Put up storyboard figures/add story action cues/hold up Story Scenes as you tell the story. Allow the children to help you put them on the board, if desired.
3. Include the children in your story with a few questions about what they think will happen or words/concepts that might be new to them.
4. Watch the kids for signs that their attention span has been reached. Shorten, if necessary.

INTRODUCTION/ LISTENING ASSIGNMENTS

“Our story is called: The Case of the Copycats. Here is your listening assignment.” Read from Detective Dan’s Listening Assignment signs, but questions are summarized below:

Detective Dan’s Lesson #1 Listening Assignment:

A copycat is a nickname for someone who tries to act like someone else.

I need to know:

1. **Who were the people who tried to act like someone else?**
2. **And who was the someone they try to look like? Why?**

Detective Dan’s Lesson #2 Listening Assignment:**Our Bible Verse is John 13:34-35, ESV**

“A new commandment I give to you, that you love one another: just as I have loved you, you also are to love one another. By this all people will know that you are my disciples, if you have love for one another.”

I need to know:

1. **What was Jesus’ love for His people like?**
2. **Who wanted to obey Jesus’ command to love one another as He had loved them?**

Detective Dan’s Lesson #3 Listening Assignment:I found six clues, but two of them are **NOT** in the story.

They are: a little meal; the Holy Spirit in a heart; a doll; Pastor Peter; a can of soda; and some money.

Hold each of them up for the children to see as you identify them.

I need to know:

1. **Which four belong in the story and which two don’t?**
2. **Who prayed for each other and cared for each other’s needs?**

Read the assignment questions, THEN SAY,

“Ok, Deep Down Detectives! Put on your best listening ears and see if you can hear the answers to Detective Dan’s questions. When I finish telling the story, we will see if we can answer all the questions.”

*Read the Bible Truth story, answer questions, present the gospel and lead in prayer.**Answers to questions; the gospel; and, ACTS prayer are included with the story text.*

The Case of the Copycats*John 13-15, 18-20; Acts**Story with lines separating paragraphs (text in bold, optional interaction cues in italics)*

The sun was setting as Jesus and his disciples gathered for supper. It would be their last meal together, their last hours together, before "IT" happened. What was "IT"?

What do you think the "IT" was that was about to happen?

Enemies would come and take Jesus. He would suffer and die on the cross for the sins of God's people.

Jesus knew "IT" was about to happen, but His disciples did not. With only a little time left to teach and prepare them, what did Jesus want them to remember? And how would He tell them?

What do you think Jesus would use to teach them?

Jesus would use FEET and FOOD, right there at the table, to teach them.

Now, feet are always dirty, but they were especially so in Jesus' world. There were no cars back then and very few stone roads. It was walk, walk, walk on sandy, muddy, dirty ground. Camels and donkeys shared with roads, adding more stuff to step in. And, since people wore sandals or went barefoot, you can imagine just how yucky your feet could get. Yes, feet were yucky things and washing them was an everyday, before each meal, dirty business. And so dirty, that only you or your lowest servant would ever touch your feet.

Imagine how horrified the disciples were when Jesus got up from the table that night and began to wash their feet! "Teacher, never wash my feet!" Peter exclaimed. The others agreed. Jesus was God's Son. He shouldn't use His holy, perfect life to clean their dirty, yucky feet!

But Jesus just kept washing. "You can have no part in what I'm doing, if I don't wash your feet," Jesus told Peter. This was a teaching picture about the "IT" Jesus was about to do for them the next day, when He would give up His life on the cross to clean the sin from their hearts. It was something only He could do for them.

Jesus had taught them with feet, now He would teach them more about "IT" with food. Jesus took the bread and wine and gave them to his disciples as two more teaching pictures. "This is my body, broken for you," He told them, as He held out the bread to them to eat. "This is my blood, poured out for you," He told them, as He held out the wine for them to drink. These were pictures of what Jesus would do that next day for them. On the cross, Jesus' body would be broken, and His blood would be poured as the full payment for the sins of God's people. Jesus would use His holy, perfect life to clean the sin from their hearts.

Why would Jesus do such a thing? Why would He suffer and die for God's people? There is only one reason: love. Love for God, His Father. And love for God's people. This was God's plan to save His people. This was the only way. And, as much as Jesus did not like to hurt and suffer, He loved His Father and God's people even more.

"I am about to go away," Jesus told His disciples. "I am making the way for you and all of God's people to come to God. I am going to prepare a place for you to live with God forever. One happy day, I will come back for you to take you home to be with Me," Jesus told them.

"Don't be upset. I'm not leaving you alone. I am sending you a special Comforter-- the Holy Spirit," Jesus promised them. "He will live in your hearts. He will keep us close. He will give you power to do everything God wants you to do," Jesus explained.

But what DID God want them to do? It went back to that one word for everything Jesus did.

Can you guess what that word is?

That one word was "love."

Story with lines separating paragraphs (text in bold, optional interaction cues in italics)

“Show your love for Me by obeying everything I’ve taught you,” Jesus told His disciples. “Love one another as I have loved You. I have loved you so much that I am even going to suffer and die on the cross to be the Savior you need. There is no greater love than that! Now I want you to love each other that much, too!” Jesus told them. “And when you care for each other’s needs like this, others will know that you really are My disciples and God’s people,” He promised them.

Soon everything happened just as Jesus said it would. Soldiers came that night and arrested Jesus. The next day, Jesus suffered and died on the cross for the sins of God’s people. Then, friends came for His body, wrapped it in sweet-smelling spices and clean, white linen, and buried Him in a cave grave. It looked like it was the end for Jesus, but was it?

What do you think?

No, it was not! On Sunday, the third day, Jesus rose from the dead. He appeared to His disciples and taught them many things. Then He went up, up, up through the clouds to rule in heaven. Jesus was gone. Was His help gone, too?

What do you think?

No, it was not! Just as Jesus promised, He sent the Holy Spirit to live in the hearts of His disciples. And with the Holy Spirit’s help, they lived out what Jesus had told them to do.

“Love Me by obeying My commands! Love one another as I have loved you!” Jesus had told them. So, they spread the good news in love. “Turn away from disobeying God. Trust in Jesus as your Savior. Be baptized,” they urged all who would listen.

The Holy Spirit helped the listeners believe. The little church of Christians grew from eleven to 120 to over 3000 people in just a few weeks!

“Love Me by obeying My commands! Love one another as I have loved you!” Jesus had told them. So, they gathered together in love for God and for each other. Peter and Jesus’ other disciples led the believers as their pastors/elders. They preached from God’s Word. They comforted those who were scared and weak. They warned those who were forgetting how Jesus wanted them to live. They helped everyone live out Jesus’ commands. Their loving leadership was God’s good gift to His Church.

Every day, and especially on Sundays, the little church gathered together. As they gathered, the Holy Spirit worked in their hearts and encouraged them. They learned from God’s Word. They fellowshiped and prayed together. They shared stories about the amazing things God was doing and urged each other to keep on loving God and living for Him. They ate the Lord’s Supper together --the special meal of bread and wine that Jesus gave them to eat together to remember His death. They sang praised to their great God. Oh, how they wanted to worship and love the LORD together, just as Jesus told them to! And the Holy Spirit helped them do this.

Story with lines separating paragraphs (text in bold, optional interaction cues in italics)

But they didn't just worship and love the LORD. They loved one another like Jesus did, too. And so, when they gathered together, they promised to care for each other's needs.

Why, these believers shared everything they had with each other—food, clothes, houses, money... EVERYTHING! And if anyone needed anything, they would sell their things and buy whatever was needed. Some people, like Stephen, Philip, and Phoebe were chosen by the church to be deacons. These godly men and women led the little church in caring for the sick, old, and needy among them. They would make sure that no one was overlooked. Oh, how they wanted to love each other, as Jesus told them to! And with the help of God's Holy Spirit, they did.

What glad and giving hearts those first Christians had! How they loved God and one another! And as they did, guess who else noticed?

Can you guess?

Everyone around them! "Look at these people! How they love God and one another! This is something very special," they exclaimed.

And so it was. For WHO did this church of believers look like, as they loved God and loved one another? Their Savior, Himself. Can you tell me His name?

Can you tell me?

It's Jesus!

"If you like what you see in us, it's because of Jesus!" the believers explained. "He has saved us and filled us with His Holy Spirit. He's the One changing our hearts and helping us love God and one another. Let us tell you about Him and how you can become God's people, too!" they exclaimed.

Many years have passed since those first believers gathered together. Some things have changed since those early days, but the most important things have not. Many years have passed since those first believers gathered together. Some things have changed since those early days, but the most important things have not. Jesus still calls His people to keep His commands and to love one another. He still wants them to share the good news of the gospel with everyone. And, He still wants them to gather together each week to worship God and love one another.

As they do, the Holy Spirit will keep working in God's people, helping them look like Jesus to others. "Tell us about Jesus who helps you love like this!" these people will say, and hopefully as they hear the good news of Jesus, they will trust in Him as their Savior, too!

Cracking the Case: (story wrap-up for Listening Assignments)

It's time to see how we did with our Listening Assignment.

Detective Dan's Lesson 1 Listening Assignment:
I need to know:

A copycat is a nickname for someone who tries to act like someone else.

1. Who were the people who tried to act like someone else? Jesus' followers, God's people.

2. And who was the someone they try to look like? Why? They tried to look like Jesus by how they loved God and loved each other.

For You and Me:

God's people want to love each other as Jesus has loved them. They love being a part of God's care for His people. And, when God's people love like Jesus, they help others see what God is like, and be a part of God's plan to tell them the good news of Jesus. We can become God's people, too, when we turn away from our sins and trust in Jesus as our Savior. Then He will work in our hearts and help us love God and love others, too.

Detective Dan's Lesson 2 Listening Assignment:
Our Bible Verse is John 13:34-35, ESV

"A new commandment I give to you, that you love one another: just as I have loved you, you also are to love one another. By this all people will know that you are my disciples, if you have love for one another."

I need to find out:

1. What was Jesus' love for His people like? He chose to put their needs first. He loved them so much that He was willing to suffer and die in their place, for their sins. There is no greater love than this!

2. Who wanted to obey Jesus' command to love one another as He had loved them? Who helped them do this? Jesus' followers did! The Holy Spirit living in their hearts helped them.

For You and Me:

God's people want to love each other as Jesus has loved them. They love being a part of God's care for His people. And, when God's people love like Jesus, they help others see what God is like, and be a part of God's plan to tell them the good news of Jesus. We can become God's people, too, when we turn away from our sins and trust in Jesus as our Savior. Then He will work in our hearts and help us love God and love others, too.

Detective Dan's Lesson 3 Listening Assignment:

Our six clues were: a little meal; the Holy Spirit in a heart; a doll; Pastor Peter; a can of soda; and some money.

1. Which four belong in our story?

The little meal, the Holy Spirit in a heart, Pastor Peter, and the money belong. The doll and the can of soda do not.

2. Who prayed for each other and cared for each other's needs? Jesus' followers, God's people.

For You and Me:

God's people want to love each other as Jesus has loved them. They love being a part of God's care for His people. And, when God's people love like Jesus, they help others see what God is like, and be a part of God's plan to tell them the good news of Jesus. We can become God's people, too, when we turn away from our sins and trust in Jesus as our Savior. Then He will work in our hearts and help us love God and love others, too.

The Gospel (story wrap-up if NOT using Listening Assignments)**Our Bible Truth is:**

**Why Do God's People Go to Church?
To Worship God and Love One Another...
By Caring for Each Other's Needs!**

Why do God's people go to church? To worship God and love one another... by taking care of each other's needs.

God's people love to tell others the good news of Jesus. Why? Because the greatest need that all people have is for God to forgive their sins! You see, we all have chosen to turn away from God and disobey His good laws. We don't deserve His love or to be His people. We deserve His punishment instead. How sad!

But God, in His great mercy, has provided us a way to be forgiven our sins and to become His people. How? Through His Son, Jesus. Jesus came to earth and lived a perfect life. On the cross, He chose to suffer and die, giving up His life as the full payment for sins. On the third day, Jesus rose up from the grave. He had done it! He had beaten sin and death for God's people! Now, all who turn away from their sins and trust in Jesus as their Savior receive God's forgiveness. This is how they become God's people forever. God can help you do this, too! Ask Him to help you! He loves to answer this prayer. *Close in prayer.*

Closing ACTS Prayer

- A** We praise You, God, for being the Savior of Your people, the Church. We praise You for Your kindness and love shown through Your people caring for each other.
- C** God, sometimes we don't want to go to church and care for the needs of others. Sometimes we just want to take care of our own needs. We need a Savior!
- T** Thank You, God, for giving Your people to each other to care for their needs. Thank You for all the people in church who care for our needs.
- S** God, work in our hearts. Help us to turn away from our sins and trust in Jesus as our Savior. Make us Your people! Help us to care for others when we gather at church.

In Jesus' name we pray, Amen.

Go to Lesson Plan, p.9 for the script to the rest of the lesson.

Deep Down Discussion Sheet

use with all THREE lessons

Use with all response activities for deeper learning



P.1

Questions to aid discussion of the key concepts and for use in games

Be familiar with these questions and answers. Look for opportunities to ask questions and discuss their answers, such as while the children work on their coloring pages, as part of their response games, or during play time. Remember: your goal isn't to ask all these questions or only talk to the children about these things. It's to be deliberate in having good conversations with them, however much or little you have.

<p>BIG QUESTION</p> <p>Meaning</p> <p>Discussion Questions</p> <p><i>choose a few</i></p>	<p>Why Do God's People Go to Church? To Worship God and Love One Another!</p> <p>A church is God's people gathering together. Some churches meet in special buildings. Some churches meet in homes. Some meet outside. No matter where they meet, when God's people gather together, they are a church. When God's people gather together as a church, they worship God. They worship Him for being the one, true God who is not like anyone else. They worship Him for saving them through Jesus. They sing songs and pray to God. They listen to the Bible and learn how to obey it. God's people also gather together to love one another. They talk with each other, and take care of each other, and pray for each other. The Bible tells us that God's people are to meet together often. It tells us that when they gather together, Jesus will be there with them in a special way. We can be God's people when we turn away from our sins and trust in Jesus as our Savior. Then, we will gather together with God's people to worship God and love one another, too!</p> <ol style="list-style-type: none"> 1. Why do God's people go to church? <i>To worship God and love one another.</i> 2. What is the name of God's people meeting together? <i>A church.</i> 3. Where do churches meet? <i>Sometimes in buildings, sometimes in homes, sometimes outside.</i> 4. Who do God's people worship when they meet together? <i>God.</i> 5. What kinds of things do they worship about God? <i>He is the one, true God. He is their Savior.</i> 6. What kinds of things do they do when they meet together? <i>Sing and pray; listen to the Bible and learn how to obey it; love each other.</i> 7. Who promises to be with God's people in a special way when they gather together? <i>Jesus.</i>
<p>BIBLE TRUTH</p> <p>Meaning</p> <p>Discussion Questions</p> <p><i>choose a few</i></p>	<p>To Worship God and Love One Another... By Caring for Each Other's Needs!</p> <p>When God's people gather together, they make special promises to believe God's Word and to care for each other. They promise to help each other keep on loving God and living for Him.</p> <p>How do God's people help each other keep these promises? They help each other love God and live for Him. They tell each other about their lives—the many happy things, the sad things, even their sins and their struggles. They pray for each other and remind each other of the truths in God's Word. They want to help everyone to keep growing in their life with God.</p> <p>But they also care for each other's needs. They share their money and their things when someone is hungry or has lost their job. They visit each other when they are sick. They cheer each other up when they are sad or lonely. They want to help everyone to be well-cared for. God gives each little church special leaders that help them care for each other, too. He gives them pastors/elders to teach them God's Word and help them live it out. They comfort those who are scared and weak. They strengthen those who are struggling with sin. They pray for all. God gives each little church special leaders called deacons, too. Deacons help everyone to better care for each other's needs. They spend extra time finding out what people need and helping them get it.</p> <p>Jesus told God's people to love each other and take care of each other just as He has loved and taken care of them. If they do this, Jesus promised that others will see their love and know that they are God's people. They will praise God for how wonderful He is and want to become His people, too. We can become God's people when we turn away from our sins and trust in Jesus as our Savior.</p> <ol style="list-style-type: none"> 1. What do God's people promise to do for each other? <i>They promise to care for each other's needs.</i> 2. How do pastors/elders care for the needs of God's people? <i>They teach them God's Word. They comfort them when they are sad; they warn them when they are forgetting how to live as God's people. They give them guidance and pray for them. They help them love God and live for Him.</i> 3. What kinds of things do God's people share with each other when they gather together? <i>Happy things as well as sadnesses and troubles.</i> 4. Why do God's people share with each other? <i>To help each other and to pray for each other.</i> 5. What kinds of loving things do God's people do for each other? <i>They pray for each other; they share their money; they visit them when they are sick; they cheer them up when they are sad or lonely.</i> 6. What does God call deacons to do for God's people? <i>They help God's people to better care for each other's needs. They spend extra time finding out what people need and helping them get it.</i> 7. Who will see how wonderful God is when God's people care for each other well? <i>Everyone, even those who don't trust Jesus as their Savior yet.</i> 8. How can we become God's people? <i>By turning away from our sins and trusting in Jesus as our Savior.</i>

Deep Down Discussion Sheet

use with all THREE lessons


P.2

Questions to aid discussion of the key concepts and for use in games

<p>THE GOSPEL</p>	<p>What is God’s good news for you and me? <i>The gospel. Why do God’s people go to church? To worship God and love one another... by taking care of each other’s needs. God’s people love to tell others the good news of Jesus. Why? Because the greatest need that all people have is for God to forgive their sins! You see, we all have chosen to turn away from God and disobey His good laws. We don’t deserve His love or to be His people. We deserve His punishment instead. How sad! But God, in His great mercy, has provided us a way to be forgiven our sins and to become His people. How? Through His Son, Jesus. Jesus came to earth and lived a perfect life. On the cross, He chose to suffer and die, giving up His life as the full payment for sins. On the third day, Jesus rose up from the grave. He had done it! He had beaten sin and death for God’s people! Now, all who turn away from their sins and trust in Jesus as their Savior receive God’s forgiveness. This is how they become God’s people forever. God can help you do this, too! Ask Him to help you! He loves to answer this prayer.</i></p>
<p>BIBLE TRUTH BIBLE VERSE</p> <p>Meaning</p> <p>Discussion Questions</p> <p><i>choose a few</i></p>	<p>“A new commandment I give to you, that you love one another: just as I have loved you, you also are to love one another. By this all people will know that you are my disciples, if you have love for one another.” --John 13:34-35, ESV</p> <p>Learn a Little: “Love one another: just as I have loved you.”</p> <p>A commandment is a big rule God tells us to obey! What does Jesus command His people to do? To love one another like He has loved them! Wow! That’s a lot of love! Only with God’s help can God’s people do that! But when they do, others will know that they really are God’s people! We can become God’s people when we turn away from our sins and trust in Jesus as our Savior.</p> <ol style="list-style-type: none"> 1. What is a commandment? <i>It is a big rule God tells us to obey.</i> 2. What did Jesus command His people to do? <i>To love one another as He had loved them.</i> 3. How is Jesus’ love for God’s people different from how they should love each other? <i>He was the one and only, perfect, Son of God, sent to suffer and die for their sins. He was their Savior. He doesn’t mean that God’s people can (or should) do this for each other.</i> 4. How is Jesus love for God’s people the same as how they should love each other? <i>Jesus always loved others the way God’s laws says to love. He always thought about what would be the best way to serve others. He was willing to put the needs of others first. God’s people can also love others in these ways.</i> 5. What did Jesus say others would know, if God’s people loved each other the way Jesus loved them? <i>Everyone would know that they were His disciples (His followers/God’s people).</i> 6. Who must help God’s people if they are to love each other as Jesus has loved them? <i>God must.... and He does, by His Holy Spirit living in their hearts.</i> 7. How can we become God’s people? <i>By turning away from our sins and trusting in Jesus as our Savior.</i>
<p>BIBLE STORY</p> <p>Discussion Questions</p> <p><i>choose a few</i></p>	<p>The Case of the Copycats</p> <ol style="list-style-type: none"> 1. What did Jesus tell His disciples He was going to do on the cross? <i>He would die to pay for the sins of God’s people. Then, on the third day, He would rise from the dead.</i> 2. Who did Jesus say He would send them to help them? <i>The Holy Spirit, to live inside their hearts. He would give them the courage and wisdom and power to do everything God wanted them to do.</i> 3. How did Jesus tell His followers that they should love each other? <i>They should love each other and care for each other, just as He had loved and cared for them.</i> 4. What did these believers do after Jesus rose from the dead? <i>They fellowshiped together, sharing stories about the amazing things God was doing. They ate the Lord’s Supper together to remember His death. They prayed to God.</i> 5. What did the believers do after Jesus rose from the dead to love each other as Jesus loved them? <i>They helped each other love God and live for Him, by learning the Bible. They shared everything they had to care for each other’s needs. They even sold their own things to get money to buy things for other Christians who need something.</i> 6. Who cared for the believers by preaching God’s Word and helping them live it out? <i>Peter and the other disciples who had been with Jesus. They were the pastors/elders of this little church.</i> 7. Who cared for the believers by helping them make sure everyone’s needs were taken care of? <i>Deacons, like Stephen and Philip.</i> 8. What did others think when they saw how the Christians loved each other? <i>They knew that these people must be followers of Jesus. They wanted to hear the good news of Jesus.</i> 9. What is the good news of Jesus? <i>That Jesus died for the sins of all who turn away from their sins and trust in Jesus as their Savior. This is how we can become God’s people!</i>

DEEP DOWN DETECTIVES

**Curriculum Resources
for Unit 15, Bible Truth 4:**



**Why Do God's People Go to Church?
To Worship God and
Love One Another...**

**By Telling What God Has Done
and Praying!**

Session Prep (especially good for newbies!)

Pray!



Pray for the Holy Spirit to be at work in your and the children's hearts.

Review



If new to the curriculum, look at the **Getting Started with Deep Down Detectives section of the Core Curriculum book.** (p.5) It will be especially helpful to read through the Deep Down Detectives section of **The Praise Factory Tour: Extended Version Book.** This is a visual way to understand what goes on in the classroom. (A pdf of the book is found in the samples section on the website.)

Look through and Learn the Lesson



Read over **lesson plan.** Practice any **songs or action rhymes** you are using. Choose/make up motions to go with these. Choose less with younger children and more with older preschoolers. **Practice the lesson with the visual aids** and using the Big Question Box/Briefcase.

Read and Rehearse the Bible Story with Pictures



Read the Bible story from the Bible. Read the curriculum version. Practice telling it with the storyboard pictures. (If you have not previously laminated the story pictures, do that now.) Or, rehearse it from the Simple Story Scenes, if you are using those.

Let There Be Music



Download the music and listen to the songs. Choose which of the songs you will use with the children. If using live musicians, make sure they have the sheet music (Appendix A, Core Curriculum book).

Put the Props in Place



1. Prepare your Visual Aids. Put the Big Question, Unit Bible Truths, Bible Truth, Bible Verse, and Listening Assignment signs, as well as the Bible Story script in one side of the Bible folder.
2. Get out your storyboard. If using Simple Story Scenes, put these in your Bible Folder. Or, if using the individual storyboard figures, put all background pictures in place (they have a BG by the number). Put the rest of the storyboard pictures (these have a SB by the number) in order of use in the other side of the Bible folder.
3. Put the DDD Bible Folder as well as the Big Question sign in the Big Question Box/Briefcase and shut it. If your box/briefcase has locks and you want to use the unlocking the box as part of your session, lock it now....but make sure you have the key or know the code first.
4. Prepare the music CD or sheet music or mp3 device for use in your session.

Set Out Free Play Activities



Choose and set up free time activities you will use with the children. Choose a variety of different activities that will be enjoyed by different types of children. Rotate the activities you provide to keep them interesting and fresh to your children. (Suggestions in Appendix D, Core Curriculum books.)

Prepare Any Activities



Choose which (if any) of the Bible Truth games and crafts activities you want to use in the session. Bear in mind your time frame as well as the developmental abilities and attention span of your children as you decide which/how many to prepare. **Look over the Discussion Sheet** and choose a few questions you might use to spark discussion with the children as they do their activities (especially good for ages 3's+). Pray for God to give you opportunities to talk about these things with the children.

Let Them Take It with Them



Make copies of the craft/take home sheets, if you are not already using them as one of your activities. You may also want to make copies of the story (see take-home version of each story included in Appendix C with the other take home resources) to have for parents to use with their children at home. There's a link on each craft/take home sheet to the story, if you don't make hard copies.

Store It



After your session is over, collect the resources and store them for future use. This curriculum can be used over and over for years to come.

Unit 15: God's People Gather Together

UNIT OVERVIEW

A church is God's people gathering together. Some churches meet in special buildings. Some churches meet in homes. Some meet outside. No matter where they meet, when God's people gather together, they are a church. When God's people gather together as a church, they worship God. They worship Him for being the one, true God who is not like anyone else. They worship Him for saving them through Jesus. They sing songs and pray to God. They listen to the Bible and learn how to obey it. God's people also gather together to love one another. They talk with each other, and take care of each other, and pray for each other. The Bible tells us that God's people are to meet together often. It tells us that when they gather together, Jesus will be there with them in a special way. We can be God's people when we turn away from our sins and trust in Jesus as our Savior. Then, we will gather together with God's people to worship God and love one another, too!

UNIT BIBLE VERSE: Hebrews 10:24-25, ESV

"And let us consider how to stir up one another to love and good works, not neglecting to meet together."

BIG QUESTION UNDER INVESTIGATION: Why Do God's People Go to Church?

ANSWER: To Worship God and Love One Another!

OPTIONAL Big Question 15 INTRODUCTION LESSON (Use Hide 'n' Seek Kids Unit 15 Material)

Story: The Case of the People Who Loved a Lot *Acts*
Bible Verse: Hebrews 10:24-25, ESV

BIBLE TRUTH 1: By Praising God for Jesus' Win over Death (3 Lessons Available)

Story: The Case of the Third Day Yay
Exodus 16,20; Luke 22-24; Acts 20:7; 1 Corinthians 16:2
Bible Verse: 1 Peter 1:3, HCSB

BIBLE TRUTH 2: By Learning from God's Word, the Bible (3 Lessons Available)

The Case of the Faithful Leader" *Acts 16:1; 1 & 2 Timothy*
Bible Verse: 1 Timothy 4:13, ESV

BIBLE TRUTH 3: By Caring for Each Other's Needs

(3 Lessons Available)

Story: The Case of the Copycats *John 13-15, 18-20; Acts*
Bible Verse: John 13:34-35, ESV

➔ BIBLE TRUTH 4: By Telling What God Has Done and Praying (3 Lessons Available)

Story: The Case of the Amazing Answer *Acts 12:1-18*
Bible Verse: Ephesians 6:18, NIV 1984

BIBLE TRUTH 5: By Baptizing People Who Trust in and Live for Jesus (3 Lessons Available)

Story: The Case of the Up and Down Sign *Matthew 28; Acts 1-2, 8:35-36, 10:47, 16:14-15,31-34*
Bible Verse: Acts 2:38-39, ESV

BIBLE TRUTH 6: By Remembering Jesus Died to Save Them (3 Lessons Available)

Story: The Case of the Remembered Rescue *Exodus 12; Luke 22; Isaiah 25:6-9*
Bible Verse: Luke 22:19,20, ESV

Deep Down Detectives ESV Songs 15 Track Numbers

This is a listing of all songs mentioned in the unit curriculum. You may or may not choose to use all of the songs. They are listed in easy-reference order--NOT in the order used in the curriculum. You may choose to simply burn a CD/load them onto an mp3 device in this order. Or, you may want to do what we do: choose the songs we want to use and create a play list of them in that order. Then, we burn a CD/upload the play list onto an mp3 device. A teacher only has to click forward to the next song, instead of hunting for the right track. The track number have been included as part of the title of each song, teachers will still have a reference to the track number listed in the curriculum (same as those listed below), even if you change the order on your customized play list.

SONGS USED EVERY UNIT OF THE CURRICULUM

- 1 The Classroom Song v.1
- 2 The Classroom Song v.2
- 3 The Classroom Song v.3
- 4 The Classroom Song v.4
- 5 Deep Down Detectives Theme Song
- 6 The Classroom Rules Song
- 7 Let's Pray Song
- 8 The Big Question Box Song
- 9 The Bible Chant Song
- 10 ACTS Prayer Song (Short Version)
- 11 ACTS Prayer Song (Full Version)

listen to or download songs for free at <https://praisefactory.org:Deep Down Detectives Music page>

Why the Extra Songs?

Deep Down Detectives is a curriculum used by a wide age-span of kids. Sometimes one of the other songs is a better fit for your kids. Or, you may simply want to teach them more songs on the same Bible Truth. Use as many or as few as you want.

UNIT 15: GOD'S PEOPLE GATHER TOGETHER

- 12 Big Q & A 15 Song
- 13 Big Question 15 Song: Why Do God's People Go to Church?
- 14 Big Question 15 Bible Verse Song: Stir Up Hebrews 10:24-25, ESV
- 15 Big Question 15 Hymn: Brethren, We Have Met to Worship, v.1
- 16 Big Question 15 Praise Song: Praise the Lord Together

Why Do God's People Go to Church? To Worship God and Love One Another...

Bible Truth 1: By Praising God for Jesus' Win over Death

- 17 Bible Verse: He Has Given Us a New Birth 1 Peter 1:3, HCSB
- 18 Extra Bible Verse: Shout with Joy to God Psalm 66:1-3,5,9,16, ESV
- 19 Extra Bible Verse: Make a Joyful Noise Psalm 100:1-6 ESV
- 20 Extra Bible Verse: Noise, Noise, Noise Psalm 100:1-4, ESV (other version)
- 21 Extra Bible Verse: The Time Is Fulfilled Mark 1:15, ESV
- 22 Extra Bible Verse: The Time Mark 1:15, ESV (other version)
- 23 Extra Bible Verse: How Beautiful Romans 10:13-15, ESV
- 24 Extra Bible Verse: Be My Witnesses Acts 1:8, ESV
- 25 Extra Bible Verse: All the Nations You Have Made Psalm 86:9, ESV
- 26 Extra Bible Verse: Behold a Great Multitude Revelation 7:9-10, ESV

Bible Truth 2: By Learning from God's Word, the Bible

- 27 Bible Verse: Devote Yourself 1 Timothy 4:13, ESV
- 28 Extra Bible Verse: An Overseer Must Be Titus 1:6-9, ESV
- 29 Extra Bible Verse: Open My Eyes Psalm 119:18,72-73, ESV
- 30 Extra Bible Verse: I Have Stored Up Your Word Psalm 119:11,15-16, ESV
- 31 Extra Bible Verse: If Anyone Loves Me John 14:23, ESV

Bible Truth 3: By Caring for Each Other's Needs

- 32 Bible Verse: A New Commandment John 13:34-35, ESV
- 33 Extra Bible Verse: There Are Different Kinds of Gifts 1 Corinthians 12:4,12,27, NIV 1984
- 34 Extra Bible Verse: As Each Has Received a Gift 1 Peter 4:10-11, ESV
- 35 Extra Bible Verse: Gift, Gift, Gift 1 Peter 4:10-11, ESV (other version)
- 36 Extra Bible Verse: Encourage One Another 1 Thessalonians 5:11,13-15, ESV
- 37 Extra Bible Verse: Build One Another Up 1 Thessalonians 5:11,13-15, ESV
- 38 Extra Bible Verse: Let Us Hold Fast Hebrew 10:23-25, ESV
- 39 Extra Bible Verse: On the First Day of Every Week 1 Corinthians 16:2, HCSB
- 40 Extra Bible Verse: An Overseer Must Be Titus 1:6-9, ESV
- 41 Extra Bible Verse: Love 1 Corinthians 13:4-8,13, ESV
- 42 Extra Bible Verse: Love Is Patient 1 Corinthians 13:4-8, ESV

Bible Truth 4: By Telling What God Has Done and Praying

- 43 Bible Verse: Pray, Pray, Pray Ephesians 6:18, HCSB
- 44 Extra Bible Verse: Take Up the Whole Armor Ephesians 6:13,16-18, ESV
- 45 Extra Bible Verse: Help Us 2 Corinthians 1:13, ESV

Bible Truth 5: By Baptizing People Who Trust in and Live for Jesus

- 46 Bible Verse: Repent, Repent and Be Baptized Acts 2:38-39, ESV
- 47 Extra Bible Verse: The Time Is Fulfilled Mark 1:15, ESV
- 48 Extra Bible Verse: The Time Mark 1:15, ESV (other version)

Bible Truth 6: By Remembering Jesus Died to Save Them

- 49 Bible Verse: This Is My Body Luke 22:19,20, ESV
- 50 Extra Bible Verse: He Took Bread Luke 22:19,20, HCSB

Big Question 15, Bible Truth 4 Overview: Key Concepts

p.1

Unit 15: God's People Gather Together**Unit Big Question (and Answer):** Why Do God's People Go to Church?

To Worship God and Love One Another!

Unit Bible Verse: "And let us consider how to stir up one another to love and good works, not neglecting to meet together." Hebrews 10:24-25, ESV**Bible Truth 4 Concept: To Worship God and Love One Another...****By Telling What God Has Done and Praying!**

When God's people gather together, they share with each other wonderful things God has done. They remind each other of the great things God did long ago in Bible times: how God always kept all His promises and did mighty things to save His people. They hear stories about how God has been at work around the world, bringing many other people to put their trust in Jesus as their Savior. They share with each other how God has been at work in their lives, caring for them and helping them live for Him. Oh, how faithful God has been to His people! Oh, how faithful God continues to be to them! All these stories of God's goodness and faithful helps them to keep on trusting God and living for Him.

But God's people don't just talk to each other about what God has done. They also talk to God about them! All these stories of them. They praise and thank Him for what He has done. They confess ways they have disobeyed Him and seek His forgiveness. They ask Him to do more great things, in their lives and around the world.

God delights in His people gathering together to pray. Jesus tells us in the Bible that when two or more of God's people are gathered together and praying that He will be there with them in a special way. Whether on their own or gathered together, God's people know God will always answer their prayers in the way He knows is best. We can become God's people, too, when we turn away from our sins and trust in Jesus as our Savior.

Bible Truth 4 Bible Verse: Ephesians 6:18, HCSB

"Pray at all times in the Spirit with every prayer and request, and stay alert in this with all perseverance and intercession for all the saints."

Learn a Little: "Pray at all times... for all the saints."**Meaning**

"Saints" is a big, Bible word for God's people. God's people pray when they gather together at church. They praise God and they confess their sins to Him. They thank Him for all the ways He has cared for them. They ask Him to do more great things and to help them to love Him and live for Him. There is so much to pray for!

Sometimes God's people get tired of praying. Sometimes God's plans take much longer than they want. It would be easy to stop praying and give up. But there's someone who helps God's people keep on interceding (a big Bible word for praying for others). Who is it? It's God, Himself. Yes, God's Holy Spirit is at work inside of each of them helping them even to talk to God. We can become God's people when we turn away from our sins and trust in Jesus as our Savior.

Bible Truth 4 ACTS Prayer

- A** We praise You, God, for saving Your people, the Church. We praise You for Your faithfulness to Your people throughout all time.
- C** God, sometimes we don't want to hear about all the wonderful things You've done for Your people. Sometimes, we don't want to pray for You to do more. We just want to think about ourselves and do what we want to do. We need a Savior!
- T** God, thank You for Your Word, the Bible, that tells us about the great things You did for Your people who lived long ago. Thank You for all You do for Your people today, all around the world. Thank You for letting us hear of Your mighty works, and for using them to help us to keep trusting in You and living for You. Thank You for hearing our prayers to do even more.
- S** God, work in our hearts. Help us to turn away from our sins and trust in Jesus as our Savior that we might become Your people. Help us to love hearing about the mighty things You have done, long ago and today. Help us to praise You more because of what You have done. Help us to trust You and live for You. Help us to encourage others who gather together with us. In Jesus' name we pray, Amen.

Big Question 15, Bible Truth 4 Overview: Key Concepts

p.2

Bible Truth 4 Story

The Case of the Amazing Answer *Acts 12:1-18*

Songs Used in Bible Truth 4

Big Q & A 15 Song

Big Question 15 Song: Why Do God's People Go to Church?

Big Question 15 Bible Verse Song: Stir Up Hebrews 10:24-25, ESV

Big Question 15 Hymn: Brethren, We Have Met to Worship, v.1

Big Question 15 Praise Song: Praise the Lord Together


Bible Truth 4 Bible Verse: Pray, Pray, Pray Ephesians 6:18, HCSB



Bible Truth 4 Extra Bible Verse: Take Up the Whole Armor Ephesians 6:13,16-18, ESV

Bible Truth 4 Extra Bible Verse: Help Us 2 Corinthians 1:13, ESV

listen to or download songs for free at <https://praisefactory.org>: Deep Down Detectives Music page

1. GETTING STARTED

 = follow the stars for a short & simple lesson plan

<p>Intake Activity Ideas</p>	<p>Choose one of these open-ended activities to include children as they join the class:</p>																
<p>Free Play Time <i>suggestions in Appendix D</i></p>	<p> Offer your own or some of the easy-to-make, free play activities suggested in Appendix D.</p>																
<p>OR Sing-along Music Time <i>lyrics and sheet music, Appendix A</i> <i>listen to or download songs for free at https://praisefactory.org:Deep Down Detectives Music page</i></p>	<p>Music from Deep Down Detectives (DDD) ESV Songs 15:</p> <table border="0"> <tr> <td>Big Q & A 15 Song</td> <td><i>DDD ESV Songs 15, track 12</i></td> </tr> <tr> <td>Big Question 15 Song</td> <td><i>DDD ESV Songs 15, track 13</i></td> </tr> <tr> <td>Big Question 15 (Unit) Bible Verse Song: Stir Up Hebrews 10:24-25, ESV</td> <td><i>DDD ESV Songs 15, track 14</i></td> </tr> <tr> <td>Big Question 15 Hymn: Brethren, We Have Met to Worship, v.1</td> <td><i>DDD ESV Songs 15, track 15</i></td> </tr> <tr> <td>Big Question 15 Praise Song: Praise the Lord Together</td> <td><i>DDD ESV Songs 15, track 16</i></td> </tr> <tr> <td>Bible Truth 4 Bible Verse Song: Pray, Pray, Pray Ephesians 6:18, HCSB</td> <td><i>DDD ESV Songs 15, track 43</i></td> </tr> <tr> <td>Bible Truth 4 Extra Bible Verse Song: Take Up the Whole Armor Ephesians 6:13, 16-18, ESV</td> <td><i>DDD ESV Songs 15, track 44</i></td> </tr> <tr> <td>Bible Truth 4 Extra Bible Verse Song: Help Us 2 Corinthians 1:13, ESV</td> <td><i>DDD ESV Songs 15, track 45</i></td> </tr> </table> <p><i>Add more fun to Sing-along Music Time by adding a Music, Movement & Memory Activity. These activities are listed on p.10 of this lesson plan with the Response Activities. Instructions found in Appendix B.</i></p>	Big Q & A 15 Song	<i>DDD ESV Songs 15, track 12</i>	Big Question 15 Song	<i>DDD ESV Songs 15, track 13</i>	Big Question 15 (Unit) Bible Verse Song: Stir Up Hebrews 10:24-25, ESV	<i>DDD ESV Songs 15, track 14</i>	Big Question 15 Hymn: Brethren, We Have Met to Worship, v.1	<i>DDD ESV Songs 15, track 15</i>	Big Question 15 Praise Song: Praise the Lord Together	<i>DDD ESV Songs 15, track 16</i>	Bible Truth 4 Bible Verse Song: Pray, Pray, Pray Ephesians 6:18, HCSB	<i>DDD ESV Songs 15, track 43</i>	Bible Truth 4 Extra Bible Verse Song: Take Up the Whole Armor Ephesians 6:13, 16-18, ESV	<i>DDD ESV Songs 15, track 44</i>	Bible Truth 4 Extra Bible Verse Song: Help Us 2 Corinthians 1:13, ESV	<i>DDD ESV Songs 15, track 45</i>
Big Q & A 15 Song	<i>DDD ESV Songs 15, track 12</i>																
Big Question 15 Song	<i>DDD ESV Songs 15, track 13</i>																
Big Question 15 (Unit) Bible Verse Song: Stir Up Hebrews 10:24-25, ESV	<i>DDD ESV Songs 15, track 14</i>																
Big Question 15 Hymn: Brethren, We Have Met to Worship, v.1	<i>DDD ESV Songs 15, track 15</i>																
Big Question 15 Praise Song: Praise the Lord Together	<i>DDD ESV Songs 15, track 16</i>																
Bible Truth 4 Bible Verse Song: Pray, Pray, Pray Ephesians 6:18, HCSB	<i>DDD ESV Songs 15, track 43</i>																
Bible Truth 4 Extra Bible Verse Song: Take Up the Whole Armor Ephesians 6:13, 16-18, ESV	<i>DDD ESV Songs 15, track 44</i>																
Bible Truth 4 Extra Bible Verse Song: Help Us 2 Corinthians 1:13, ESV	<i>DDD ESV Songs 15, track 45</i>																
<p>OR Bible Verse Memory Game <i>instructions found in Appendix B</i></p>	<p>Lesson 1 Game: Freeze 'n' Say Lesson 2 Game: Detective Mission Madness Practice Lesson 3 Game: Duck, Duck, Goose</p> <p><i>These activities are also included on p.10 of this lesson plan with the Response Activities.</i></p>																
<p>2. OPENING CIRCLE TIME (introduce the Bible Truth and tell the related Bible story)</p>																	
<p>Gathering the Children <i>lyrics and sheet music, Appendix A</i></p>	<p>Sing verse 1 of <i>The Classroom Song</i> to gather the children for Circle Time.</p> <p>The Classroom Song, verse 1 <i>DDD ESV Songs 15, track 1</i> Let's gather together to worship God, Let's gather together to worship God, Let's gather together to worship God, Come gather here with me!</p>																
<p>Welcome to Deep Down Detectives</p>	<p> "Welcome to Deep Down Detectives. We're so glad you've joined us! Detectives are people who look for answers to questions. In Deep Down Detectives, we look for answers to big questions about God. We dig deep down in the truths of God's Word to find them."</p>																

2. OPENING CIRCLE TIME, continued



= follow the stars for a short & simple lesson plan

<p>Deep Down Detectives Theme Song</p> <p><i>lyrics and sheet music, Appendix A</i></p>	<p>"Let's sing our Deep Down Detectives Theme Song."</p> <p>★ Deep Down Detectives Theme Song <i>DDD ESV Songs 15, track 5</i></p> <p>We're Deep Down Detectives, diggin' deep in God's Word, For truths about God and His plans for this world, We're seeking to love Him, with all of our heart, We're Deep Down Detectives! Come on! Let's start!</p>
<p>Classroom Rules Song</p> <p><i>lyrics and sheet music, Appendix A</i></p>	<p>There are two very important things that Deep Down Detectives do together: we worship God and we love one another. Our Classroom Rules Song reminds us how we should act. Let's sing it."</p> <p>Classroom Rules Song <i>DDD ESV Songs 15, track 6</i></p> <p>Shh, be quiet while someone is talking, Raise your hand, if you have something to say, Don't touch your friend, sitting beside you, Obey your teachers, Be kind as you play. These are our classroom rules, These are our classroom rules, They help us worship God and love one another, These are our classroom rules.</p>
<p>Opening Prayer Time</p> <p><i>lyrics and sheet music, Appendix A</i></p>	<p>"Children, we need God's help to keep these rules. Let's ask Him to help us right now. Let's get ready and pray."</p> <p>Let's Pray <i>DDD ESV Songs 15, track 7</i></p> <p>1-2-3! Fold your hands, Bow your head, Close your eyes. Let's pray! (<i>repeat</i>)</p> <p>"Let's pray:"</p> <p>★ Opening Prayer</p> <p>Dear Lord, We're so glad to get to gather together to worship You! Please help us keep the classroom rules. Please help us to love You and learn about You today. In Jesus' name we pray. Amen.</p>

2. OPENING CIRCLE TIME, continued

★ = follow the stars for a short & simple lesson plan

Reveal the Big Question
Introduce the Big Question Box/Briefcase

lyrics and sheet music, Appendix A

“Detectives INVESTIGATE things. That means they ask questions and look for answers. Deep Down Detectives investigate big questions about God. The Big Question we are investigating today is right inside our Big Question Box/Briefcase.

The Big Question Box Song

DDD ESV Songs 15, track 8

We’ve got a big box,
All closed up and locked,
Filled with the truths of God’s Word.

We’ve got a brief case,
There’s no time to waste,
Come on, kids, let’s open it up!

The Big Question under Investigation

VISUAL AID



of BQB

Big Question & Answer Sign, front side

**found in the DDD Unit 15 Visual Aids, ESV Book*

Ok, who would like to open for me and pull out the Big Question?”

Choose a child to open the box/briefcase, take out the Big Question and hand it to you, then hold up the Big Question sign for all the children to see, and say:

★ The Big Question we are investigating today is Big Question Number 15:

Why Do God’s People Go to Church?

and the Answer is:

To Worship God and Love One Another!

Big Question Meaning

★ A church is God’s people gathering together. Some churches meet in special buildings. Some churches meet in homes. Some meet outside. No matter where they meet, when God’s people gather together, they are a church. When God’s people gather together as a church, they worship God. They worship Him for being the one, true God who is not like anyone else. They worship Him for saving them through Jesus. They sing songs and pray to God. They listen to the Bible and learn how to obey it. God’s people also gather together to love one another. They talk with each other, and take care of each other, and pray for each other. The Bible tells us that God’s people are to meet together often. It tells us that when they gather together, Jesus will be there with them in a special way. We can be God’s people when we turn away from our sins and trust in Jesus as our Savior. Then, we will gather together with God’s people to worship God and love one another, too!

Big Question Songs

★ “Let’s sing our Big Question Song:

Big Q & A 15 Song

Big Q & A 15 Song

(adapted version of “This Is the Way We Wash Our Clothes”)

DDD ESV Songs 15, track 12

lyrics and sheet music, Appendix A

Why do God’s people go to church?
Go to church? Go to church?
Why do God’s people go to church?
To worship God and to love one another!

2. OPENING CIRCLE TIME, continued



= follow the stars for a short & simple lesson plan

<p>Learning about the Big Question</p> <p>★</p>	<p>Repeat the Big Question and Answer again: "Why Do God's People Go to Church? To Worship God and Love One Another!"</p> <p>Say: "Hmmm, I wonder what that means... Let's do our action rhyme/sing our song that explains it."</p> <p>Then do the action rhyme or sing the song using any of the optional motions suggested, if desired.</p>	
<p>Big Question Action Rhyme</p>	<p>Big Question 15 Action Rhyme</p> <p>Let's gather together to worship God. Let's gather together to worship God. That's what God's people do.</p> <p>Let's gather together to love each other. Let's gather together to love each other. That's what God's people do.</p> <p>Let's gather together to hear God's Word. Let's gather together to hear God's Word. That's what God's people do.</p> <p>Let's gather together to sing and pray. Let's gather together to sing and pray. That's what God's people do.</p>	<p>(POSSIBLE ACTIONS)</p> <p><i>Raise hands to praise God</i></p> <p><i>Hold open arms out towards others, like welcoming a hug</i></p> <p><i>Make an open Bible with the flat palms of your hands</i></p> <p><i>Make prayer hands</i></p>
<p>Big Question (Action Rhyme) Song ★</p> <p><i>lyrics and sheet music, Appendix A</i></p>	<p>Big Question 15 Action Rhyme/ Song</p> <p>Refrain: Why do God's people go to church? To worship God and love one another. Why do God's people go to church? To worship God and love one another.</p> <p>Verse 1: God's people gather to worship God. To sing His praises and pray. They listen to preaching, From God's Word, the Bible, To better love Him each day. <i>Refrain</i></p> <p>Verse 2: God's people gather to love one another, In acts of kindness and grace. They love one another, Like sisters and brothers, Helping all to live God's way. <i>Refrain</i></p>	<p><i>DDD ESV Songs 15, track 13</i></p> <p>(POSSIBLE ACTIONS)</p> <p><i>Raise hands to praise God</i></p> <p><i>Hold open arms out towards others, like welcoming a hug</i></p> <p><i>Make prayer hands</i></p> <p><i>Make an open Bible with the flat palms of your hands</i></p> <p><i>Raise hands to praise God</i></p> <p><i>Hold open arms out towards others, like welcoming a hug</i></p> <p><i>Point up to God in heaven</i></p>

2. OPENING CIRCLE TIME, continued

★ = follow the stars for a short & simple lesson plan

Learning the Bible Truth

VISUAL take out

AID



of BQB

VISUAL AID

All the Bible Truths Sign

★ "To Worship God and Love One Another" is a good beginning, but there's so more to learn. So it's time for us to dig down even deeper for more answers to our Big Question about God. We're going to be learning **SIX** Bible truths that all tell us more about why God's people go to church.

Who would like to hand me the picture with our six Bible truths on it? It's in the Big Question Box/Briefcase." *Choose a child to get it and hand it to you, then hold it up and show them the pictures of the six truths they will be learning.*

Bible Truth Clue

VISUAL take out

AID



of BQB

Bible Truth Clue Sign,
front side
VISUAL AID

After everyone has had a good look, say...

"Ok, we've learned three truths about why God's people go to church. They are: "By Praising God for Jesus' Win over Death," "By Learning from God's Word, the Bible," and "By Caring for Each Other's Needs" (point to pictures as you identify each Bible Truth). Now let's look at our Bible Truth Clue sign and see if we can figure out which of these six truths we will be learning about today. Who would like to get it out of the Big Question Briefcase for me?"

Choose a child to open the briefcase, take out the Bible Truth Clue sign and hand it to you. Hold up the front side for the children to see. Cover up the answer, written along the bottom, and say:

**"Why Do God's People Go to Church?
To Worship God and Love One Another!
By Telling What God Has Done and ????!"**

Hint

We're missing one word. Here's the hint to what the missing word is. It says: "What is the Bible word for talking with God? It starts with a "p" and it rhymes with "playing."

Can you guess? It's "praying."

So, the Bible Truth we are learning today is:

(uncover answer from bottom of sign, show it to them and say:)

★ **"Why Do God's People Go to Church?
To Worship God and Love One Another!
By Telling What God Has Done and Praying!"**

And here is what this Bible Truth means: (read the meaning off of the back of the sign, say:)

Bible Truth Meaning

★ When God's people gather together, they share with each other wonderful things God has done. They remind each other of the great things God did long ago in Bible times: how God always kept all His promises and did mighty things to save His people. They hear stories about how God has been at work around the world, bringing many other people to put their trust in Jesus as their Savior. They share with each other how God has been at work in their lives, caring for them and helping them live for Him. Oh, how faithful God has been to His people! Oh, how faithful God continues to be to them! All these stories of God's goodness and faithful helps them to keep on trusting God and living for Him.

But God's people don't just talk to each other about what God has done. They also talk to God about them! All these stories of them. They praise and thank Him for what He has done. They confess ways they have disobeyed Him and seek His forgiveness. They ask Him to do more great things, in their lives and around the world.

God delights in His people gathering together to pray. Jesus tells us in the Bible that when two or more of God's people are gathered together and praying that He will there with them in a special way. Whether on their own or gathered together, God's people know God will always answer their prayers in the way He knows is best. We can become God's people, too, when we turn away from our sins and trust in Jesus as our Savior.

2. OPENING CIRCLE TIME, continued

★ = follow the stars for a short & simple lesson plan

Learning the Bible Verse

"And how do I know this is true? God tells me so in His special book, the Bible."

The Bible Chant Song

Say or sing the Bible Chant Song.

lyrics and sheet music, Appendix A

The Bible Chant Song

DDD ESV Songs 15, track 9

The Bible, the Bible,
Let's get out the Bible.
Let's hear what God has to say.
The Bible, the Bible,
God's given us the Bible.
It's His Word for us to learn and obey! Yay!

Bible Verse

DDD 15.4 Bible Verse-front side (in the DDD Bible folder)

VISUAL AID Place verse in take out

#4 DDD Bible Folder of BQB

"Who would like to get our Bible folder out of the Big Question Briefcase for me?"

Choose a child to open the briefcase, take out the "Bible" folder and hand it to you. Remove the Bible Verse Picture from the "Bible" folder and hold it up for all the children to see, then say:

Ephesians 6:18 tells us:

★ **Ephesians 6:18, HCSB:**

"Pray at all times in the Spirit with every prayer and request, and stay alert in this with all perseverance and intercession for all the saints."

Learn a Little: "Pray at all times... for all the saints."

*found in the DDD Unit 15 Visual Aids, ESV Book

Bible Verse Meaning


★ **What does that mean?**

"Saints" is a big, Bible word for God's people. God's people pray when they gather together at church. They praise God and they confess their sins to Him. They thank Him for all the ways He has cared for them. They ask Him to do more great things and to help them to love Him and live for Him. There is so much to pray for!

Sometimes God's people get tired of praying. Sometimes God's plans take much longer than they want. It would be easy to stop praying and give up. But there's someone who helps God's people keep on interceding (a big Bible word for praying for others). Who is it? It's God, Himself. Yes, God's Holy Spirit is at work inside of each of them helping them even to talk to God.

We can become God's people when we turn away from our sins and trust in Jesus as our Savior.

2. OPENING CIRCLE TIME, continued

 = follow the stars for a short & simple lesson plan

**Bible Verse
Song**

*lyrics and sheet music,
Appendix A*

You might also enjoy:

*Take Up the Whole Armor
Ephesians 6:13,16-18, ESV
DDD ESV Songs 15,
track 44*

*Help Us
2 Corinthians 1:13, ESV
DDD ESV Songs 15,
track 45*

We've said our Bible verse, now let's sing it!

Pray, Pray, Pray: Ephesians 6:18

DDD ESV Songs 15, track 43

Pray, pray, pray in the Spirit!
Pray in the Spirit, at all times,
With ev'ry prayer and request,
Pray, pray, pray in the Spirit!

And stay alert in this,
Stay alert with all perseverance,
And intercession for all the saints,
For all the saints,
Pray, pray, pray in the Spirit!
Ephesians Six, eighteen.

2. OPENING CIRCLE TIME, continued



= follow the stars for a short & simple lesson plan

<p>Getting into the Case</p>	<p>"Now it's time to do a bit more deep down investigating. Let's see what Detective Dan wants us to help him figure out. Would someone like to get it out for me?"</p>
<p>Listening Assignments</p> <p>Place in  take out  of BQB</p>	<p>NOTE: Listening assignments are most suitable for ages 3+. Skip straight to the Bible story (see bottom of this page), if working with 2 year olds.</p> <p>"Let's open up our listening assignment and see what we are supposed to figure out today.</p> <p>Choose a child to take out the Listening Assignment (from the DDD Bible Folder) and hand it to you. Read Detective Dan's letter to the children that includes the listening assignment. The listening assignments are summarized below:</p>
<p>VISUAL AID</p> <p></p> <p>DDD Unit 15 Visual Aids, ESV</p>	<p>Detective Dan's Lesson #1 Listening Assignment:</p> <p>I need to find out:</p> <ol style="list-style-type: none"> 1. Who was in trouble? Who prayed for him? 2. What was God's amazing answer?
<p>VISUAL AID</p> <p></p> <p>DDD Unit 15 Visual Aids, ESV</p>	<p>Detective Dan's Lesson #2 Listening Assignment:</p> <p>Our Bible Verse is Ephesians 6:18, HCSB:</p> <p>"Pray at all times in the Spirit with every prayer and request, and stay alert in this with all perseverance and intercession for all the saints."</p> <p>I need to find out:</p> <ol style="list-style-type: none"> 1. What kinds of things did God's people ask God to do? 2. How did God answer these prayers?
<p>VISUAL AID</p> <p></p> <p>*Listening Assignment #3 includes the Assignment Sheet, plus 6 clue pictures*</p> <p>DDD Unit 15 Visual Aids, ESV</p>	<p>Detective Dan's Lesson #3 Listening Assignment:</p> <p>I found six clues, but only 4 of them are in the story. They are: a flower, a servant girl, a rug, a jail, leaders, and an angel. <i>Hold each of them up for the children to see as you identify them.</i></p> <p>I need to figure out:</p> <ol style="list-style-type: none"> 1. Which four belong in our story? 2. What amazing thing did God's people ask God to do for Peter? How did God answer their prayers?
<p>Tell the Bible Story</p> <p>Place story & pics in  take out  of BQB</p> <p>DDD Unit 15 Visual Aids, ESV</p> <p>Story text included in this book right after this lesson plan and in Visual Aids book</p>	<p>★ Then say, "Ok, Deep Down Detectives! Put on your best listening ears and see if you can hear the answers to Detective Dan's questions. When I finish telling the story, we will see if we can answer all the questions."</p> <p>★ Bible Story: The Case of the Amazing Answer Acts 12:1-18</p> <p><i>Read the Bible Truth story, putting up the storyboard pictures as you tell it. Then, have the children answer the listening assignment. Present the gospel and lead in prayer.</i></p> <p>*Answers to questions; the gospel; and, ACTS prayer are included with the story text.*</p>


2. OPENING CIRCLE TIME, continued

 = follow the stars for a short & simple lesson plan

<p>Story Response Song(s)</p>	<p>As attention span and time allow, you might want to end with one of the following songs which also tie in with the unit. If desired, use the Music and Movement activity ideas while singing, listed with the Response Activities.</p>	
<p>Hymn <i>lyrics and sheet music, Appendix A</i></p>	<p>Brethren, We Have Met to Worship Verse 1 Brethren, we have met to worship, And adore the Lord, our God. Will you pray with all your power, While we try to preach the Word?</p>	<p><i>DDD ESV Songs 15, track 15</i></p>
<p>Tie-in: "Why do God's people go to church? To worship God and love one another! Do you know what brethren are? It's a big word that means "brothers and sisters." God's people are like brothers and sisters in a family...God's family. They meet to worship God and pray and listen to the pastor preach God's Word. They meet together to love one another and care for each other's needs. When they meet together they do things to love one another. And this is why you and I, your parents and all the other people are here at church today!"</p>		

<p>Praise Song <i>lyrics and sheet music, Appendix A</i></p>	<p>Praise Song: Praise the Lord Together <i>DDD ESV Songs 15, track 16</i></p>	
<p>Praise the Lord together saying: "Hallelujah, Hallelujah, Hallelujah!" Praise the Lord together saying: "Hallelujah, Hallelujah, Hallelujah!" <i>repeat</i></p> <p>Tie-in: "Why do God's people go to church? To worship God and love one another! God's people meet together to worship God and love one another. They praise God together, they listen to God's Word together and they love each other. Let's sing a song about meeting together to worship God and love one another."</p>		

3. TAKING ACTION: Response Activities *(choose from among these activities)*

<p>Transition to Activities</p>	<p> Well, Deep Down Detectives, you've done a great job diggin' deep down for answers in the truths of God's Word. Now it's time to enjoy some activities."</p> <p><i>Tell children what activity/s you are providing for them: either free play or some of the response activities listed below. When you are ready to dismiss them, use this song to help the children transition in an orderly fashion to their next activity.</i></p>	
--	--	--

<p>Classroom Song, verse 2 <i>lyrics and sheet music, Appendix A</i></p>	<p>"Children, let's sing our Time to Play Song. When we are finished you may get up and walk over to our next activity."</p> <p>Classroom Song, verse 2 <i>DDD ESV Songs 15, track 2</i></p> <p>We've gathered together to worship God, We've gathered together to worship God, And now it's time to play.</p> <p><i>Dismiss the children to whatever activities you have prepared for them to do.</i></p>	
--	---	--

3. TAKING ACTION: Response Activities (choose from among these activities) ★ = short & simple lesson plan

<p>Response Activities</p>	<p>Choose one or more activities appropriate for your children, based on classroom time and developmental needs. Add the Discussion Sheet to any activity for deeper learning. ★</p>
<p>Bible Verse Memory Game</p> <p><i>game directions, Appendix B</i></p>	<p>Though listed with the opening activities, you may choose to use this Bible verse game here instead (or as a repeat).</p> <ul style="list-style-type: none"> Lesson 1 Game: Freeze 'n' Say Lesson 2 Game: Detective Mission Madness Practice Lesson 3 Game: Duck, Duck, Goose <p>Use the Discussion Sheet with this activity for even deeper learning ★</p> <p>Discussion Questions</p>
<p>Music, Movement & Memory Activity</p> <p><i>game directions, Appendix B</i></p>	<p>A music activity that uses the songs from the Bible Truth and Big Question unit.</p> <ul style="list-style-type: none"> DDD Songs for this Bible Truth, plus: Lesson 1 Game: Bottle Shakers Lesson 2 Game: March 'n' Say Lesson 3 Game: Clap, Tap and Say <p>Use the Discussion Sheet with this activity for even deeper learning ★</p> <p>Discussion Questions</p>
<p>Bible Story Review Game</p> <p><i>game directions, Appendix B</i></p>	<p>A game that uses the storyboard pictures from the story to review the story.</p> <ul style="list-style-type: none"> Lesson 1 Game: Run to the Grocery Store Lesson 2 Game: Who's in the Basket Lesson 3 Game: Going Fishing <p>Use the Discussion Sheet with this activity for even deeper learning ★</p> <p>Discussion Questions</p>
<p>Coloring Pages/ Take Home Sheets</p> <p><i>in Appendix C</i></p> <p>★</p>	<p>A coloring page related to the lesson assignment question is provided for each lesson. On the back of each are the key concepts, a few questions and a song for parents to use with their children.</p> <p>NOTE: Upgrade your coloring sheet to a more interesting craft by offering simple embellishments, such as jiggly eyes, craft sand, glitter, glitter glue, colored paper dots (made with a hole punch), fabric scraps, etc. Make cut-to-size glued-on clothes, hair, etc for characters by using a copy of the coloring sheet, cutting out the selected portions and making them the patterns for whatever you want to cut out of fabric, paper, foil, etc.</p> <ul style="list-style-type: none"> Lesson 1 Coloring Sheet Emphasis: Bible Truth Lesson 2 Coloring Sheet Emphasis: Bible Verse Lesson 3 Coloring Sheet Emphasis: ACTS Prayer <p>Use the Discussion Sheet with this activity for even deeper learning ★</p> <p>Discussion Questions</p>
<p>Extra Crafts: Big Question Craft</p> <p><i>in Appendix C</i></p> <p>Bible Verse Craft</p> <p><i>in Appendix C</i></p> <p>Bible Story Puzzle</p> <p><i>in Appendix C</i></p>	<p>These crafts are slightly more complex than the coloring/take home sheets:</p> <p>The Bible Concept Go-and-Tell Craft is a craft that summarizes the Bible concept and includes the Bible verse is included for those desiring more than a coloring sheet. This more complex craft will involve gluing, sticking, etc. Can be used at any time.</p> <p>The Bible Story Coloring Sheet provides a tie in between the Bible story and the Bible truth they are learning.</p> <p>The Storyboard Picture Placement Page has been made into a puzzle that can be cut out and re-assembled by the children. This provides a nice summary of the story.</p> <p>Use the Discussion Sheet with these activities for even deeper learning ★</p> <p>Discussion Questions</p>
<p>Free Play Activities ★</p> <p><i>ideas in Appendix D</i></p>	<p>Offer your own or some of the easy-to-make, free play activities suggested in Appendix D.</p>

4. CLOSING CIRCLE TIME *(End-of-session activities for the last 5-10 minutes of class time)*

★ = short & simple lesson plan

<p>Transition to Closing Circle</p> <p>Classroom Song, verse 3</p> <p><i>lyrics and sheet music, Appendix A</i></p>	<p><i>Use this song to help the children transition in an orderly fashion. Start singing this song and ask the children to gather with you for Closing Circle Time.</i></p> <p>Classroom Song, verse 3 <i>DDD ESV Songs 15, track 3</i></p> <p>It's time to get ready to go and tell, It's time to get ready to go and tell, Come gather here with me.</p>
<p>Closing Circle Time</p> <p>Classroom Song, verse 4</p> <p><i>lyrics and sheet music, Appendix A</i></p>	<p><i>When children are settled in the circle, say:</i></p> <p>"It's almost time for your parents to come pick you up. And do you know what that means? It means.... (draw this out to build anticipation and excitement)...that it's almost time to go home and....it's almost time to...Go and Tell! We have learned some big news about God today. God wants us to take and tell it to the whole world!"</p> <p>Classroom Song, verse 4 <i>DDD ESV Songs 15, track 4</i></p> <p>So what's our big news to go and tell, So what's our big news to go and tell, Can you tell me now?</p>
<p>Big News to Tell</p> <p>Big Question 15</p> <p><i>VISUAL AID</i></p> <p>#1</p> <p><i>*found in DDD Unit 15 Visual Aids, ESV Book lyrics and sheet music, Appendix A</i></p> <p>Big Question 15, Bible Truth 4</p> <p><i>VISUAL AID</i></p> <p>#3</p>	<p>"Let's see....there's so much big news to tell! There's so much we've learned!</p> <p>First of all, can you tell me the answer to our Big Question: "Why Do God's People Go to Church?" <i>Hold up the Bible Truth Clue Picture.</i></p> <p>Say the answer with me: "To Worship God and Love One Another!"</p> <p><i>(If desired, you can sing one/both of the Big Question songs.) DDD ESV Songs 15, tracks 12,13</i></p> <p>And what's one way He does this? What did we learn? <i>Point to the picture.</i></p> <p>"By Telling What God Has Done and Praying!</p> <p>"And how do I know this is true? Can you tell me? Say it with me: "The Bible tells me so!"</p> <p>That's right!</p>
<p>Big Question 15 Bible Truth 4 Bible Verse</p> <p><i>VISUAL AID</i></p> <p>#4</p> <p><i>*found in the DDD Unit 15 Visual Aids, ESV Book lyrics and sheet music, Appendix A</i></p>	<p>We learned: Ephesians 6:18, HCSB:</p> <p>"Pray at all times in the Spirit with every prayer and request, and stay alert in this with all perseverance and intercession for all the saints."</p> <p>Learn a Little: "Pray at all times... for all the saints."</p> <p>What This Means:</p> <p>"Saints" is a big, Bible word for God's people. God's people pray when they gather together at church. They praise God and they confess their sins to Him. They thank Him for all the ways He has cared for them. They ask Him to do more great things and to help them to love Him and live for Him. There is so much to pray for! Sometimes God's people get tired of praying. Sometimes God's plans take much longer than they want. It would be easy to stop praying and give up. But there's someone who helps God's people keep on interceding (a big Bible word for praying for others). Who is it? It's God, Himself. Yes, God's Holy Spirit is at work inside of each of them helping them even to talk to God. We can become God's people when we turn away from our sins and trust in Jesus as our Savior.</p> <p><i>(If desired, you can sing the Bible verse song.) DDD ESV Songs 15, track 43</i></p>

4. CLOSING CIRCLE TIME, continued

<p>Closing ACTS Prayer Time</p> <p>ACTS Prayer Chant</p> <p><i>lyrics and sheet music, Appendix A</i></p>	<p><i>Let's ask God to help us to remember this and even tell others this good news. Let's get ready and pray our ACTS prayer.</i></p> <p><i>And what does ACTS mean? Let's sing/say our ACTS Prayer Chant!</i></p> <p>ACTS Prayer Chant Song <i>DDDESV Songs 15, tracks 10,11</i></p> <p>A, Adoration, God, we praise You! C, Confession, Forgive us our sins. That's the ACTS prayer, my friend, T, Thanksgiving, Thank You for Jesus, Bow your head, Close your eyes, Shhh, S, Supplication, Help us to live like Him.. Let's begin.</p>
<p>Closing ACTS Prayer</p>	<p>"Let's pray!"</p> <p><i>Lead the children in the ACTS prayer for this Bible Truth.</i></p> <p>A We praise You, God, for saving Your people, the Church. We praise You for Your faithfulness to Your people throughout all time.</p> <p>C God, sometimes we don't want to hear about all the wonderful things You've done for Your people. Sometimes, we don't want to pray for You to do more. We just want to think about ourselves and do what we want to do. We need a Savior!</p> <p>T God, thank You for Your Word, the Bible, that tells us about the great things You did for Your people who lived long ago. Thank You for all You do for Your people today, all around the world. Thank You for letting us hear of Your mighty works, and for using them to help us to keep trusting in You and living for You. Thank You for hearing our prayers to do even more.</p> <p>S God, work in our hearts. Help us to turn away from our sins and trust in Jesus as our Savior that we might become Your people. Help us to love hearing about the mighty things You have done, long ago and today. Help us to praise You more because of what You have done. Help us to trust You and live for You. Help us to encourage others who gather together with us. In Jesus' name we pray, Amen.</p>
<p>5. TAKING IT HOME <i>(Take Home Sheet)</i></p>	
<p>Clean up and Dismissal</p>	<p>"Now it's time to work together and clean up." <i>Have the children join you in cleaning up the room.</i></p>
<p>Coloring Pages/ Take Home Sheets</p> <p><i>in Appendix C</i></p>	<p><i>Give out the craft/take home sheet and any other papers from the session, as you dismiss children from class.</i></p> <p><i>(Reminder: The back side of the coloring page is the take home sheet for each lesson.)</i></p>
<p>Bible Story to Take-Home</p> <p><i>in Appendix C</i></p>	<p>You may also want to include a copy of the story along with the take home sheet. (However, each coloring sheet/take home sheet includes a note to parents telling where they can download the story from the Parent Resources section on the website.</p>

The Case of the Amazing Answer

Acts 12:1-18

**Story-telling Tips**

Ahead of time:

1. Read the Bible verses and story. Pray!
2. Choose story action cues and prepare storyboard figures/Story Scenes, if using. (In Visual Aids book)
3. Practice telling story with the storyboard figures/Story Scenes, timing your presentation. Shorten, if necessary.

During your presentation:

1. Maintain as much eye contact as possible as you tell the story.
2. Put up storyboard figures/add story action cues/hold up Story Scenes as you tell the story. Allow the children to help you put them on the board, if desired.
3. Include the children in your story with a few questions about what they think will happen or words/concepts that might be new to them.
4. Watch the kids for signs that their attention span has been reached. Shorten, if necessary.

INTRODUCTION/ LISTENING ASSIGNMENTS

“Our story is called: The Case of the Amazing Answer. Here is your listening assignment.” Read from Detective Dan’s Listening Assignment signs, but questions are summarized below:

Detective Dan’s Lesson #1 Listening Assignment:

I need to find out:

1. Who was in trouble? Who prayed for him?
2. What was God’s amazing answer?

Detective Dan’s Lesson #2 Listening Assignment:**Our Bible Verse is Ephesians 6:18, HCSB:**

“Pray at all times in the Spirit with every prayer and request, and stay alert in this with all perseverance and intercession for all the saints.”

I need to find out:

1. What kinds of things did God’s people ask God to do?
2. How did God answer these prayers?

Detective Dan’s Lesson #3 Listening Assignment:

I found six clues, but only 4 of them are in the story.

They are: a flower, a servant girl, a rug, a jail, leaders, and an angel. *Hold each of them up for the children to see as you identify them.*

I need to figure out:

1. Which four belong in our story?
2. What amazing thing did God’s people ask God to do for Peter? How did God answer their prayers?

Read the assignment questions, THEN SAY,

“Ok, Deep Down Detectives! Put on your best listening ears and see if you can hear the answers to Detective Dan’s questions. When I finish telling the story, we will see if we can answer all the questions.”

Read the Bible Truth story, answer questions, present the gospel and lead in prayer.

Answers to questions; the gospel; and, ACTS prayer are included with the story text.

The Case of the Amazing Answer *Acts 12:1-18**Story with lines separating paragraphs (text in bold, optional interaction cues in italics)*

Life was exciting for Christians in the big city of Jerusalem. They told the good news of Jesus to all who would listen. Many people not only listened but believed! THOUSANDS of people had turned away from their sins and trusted in Him as their Savior, just weeks after Jesus had risen from the dead and gone to heaven!

These new believers joined the other Christians as they gathered together as a church. This made the Christians so happy! They wanted everyone to be saved from God's punishment for their sins. They wanted everyone to worship God and love one another. How exciting it was to see the Holy Spirit work in the hearts of so many new people!

But life wasn't just EXCITING for these Christians. It was dangerous, too. For while the Christians were happy about all these new believers, there were others in Jerusalem who were very, very angry about it. These enemies would do whatever they could to STOP more people from believing in Jesus.

Perhaps angriest of all the angry people, were the important, Jewish leaders in Jerusalem. They did NOT believe that Jesus was God's Son, the Savior. They thought Jesus was just a fake.

"We must stop those Christians from telling people about Jesus. They are ruining everything," these important leaders told each other. And so, they began to send soldiers to hurt the Christians and put them in jail. They even began to kill some of them.

But no matter what those leaders did, the Christians kept on doing the very things those important leaders did not want them to do. They gathered together to worship God: they prayed together, listened to preaching from God's Word, the Bible, and shared with each other the amazing things God was doing. They gathered together to love one another, too. They cared for each other's needs, making sure everyone had enough food, clothes, and anything else they needed. And when they left their gatherings, what did they do? They kept on telling people about Jesus, that even more might be saved.

"GRRRR," those important leaders were so mad! They must stop these Christians, but how? All Jerusalem waited to see what would happen.

It didn't take long to find out. Herod Agrippa, the Roman king over Jerusalem, had been looking for a way to make friends with the Jewish leaders. The people of Jerusalem didn't want a Roman king, and often disobeyed him. But if Herod could make the Jewish leaders happy, they could help the people be happy with him, too. Getting rid of these Christians was just the chance he was looking for. So, King Herod sent his soldiers to arrest Christians. He even had them kill James, one of Jesus' first disciples! Oh, no!

Now, the Christians were sad, and the Jewish leaders were happy. Herod liked this. His plan was working. So, he decided to capture and maybe kill another, even more important leader of the Christians. You might even be able to guess his name. It starts with a "P" and he was one of Jesus' closest friends.

Can you tell me his name?

It was Peter! Yes, King Herod knew catching Peter would make those Jewish leaders really, REALLY happy! No telling what Herod could get them to do for him, if he got rid of Peter. "Catch Peter and put him in jail," King Herod ordered his soldiers. And that's just what they did. They found Peter and locked him up.

Story with lines separating paragraphs (text in bold, optional interaction cues in italics)

"Guard Peter carefully! Chain him to two soldiers," the soldiers were told. "And put two extra soldiers outside the door of his jail room, just to be sure," King Herold ordered. "We don't want Peter to escape. I will bring him out to the people in a few days and decide what should happen to him then. Perhaps I will kill him like I did James," Herod said.

What would the Christians do now? Their enemies were getting so strong. They had killed James, and now Peter was in jail. What would they do if Herod killed him, too? Should they stop gathering together? Should they stop telling people about Jesus? No, they SHOULD'N'T! Could they try to get Peter out of jail? No, they COULDN'T! Then what COULD they do???

What do you think will happen?

The believers knew what to do. They gathered together and asked for help from the One who could always help. Do you know Who that was?

Can you guess?

It was God!!!!

So, the believers gathered together and prayed and prayed and prayed. "Please, God, help Peter to be brave. Please, God, free him from jail. Please, God, help us to keep on telling people about Jesus," they asked Him.

Day after day, night after night, Peter stayed in jail. Day after day, night after night, the little church of believers kept gathering together to pray for him. But still, nothing happened. Didn't God hear them? Wasn't He listening? Didn't He care?

What do you think?

Yes, God heard them. He was listening, and He cared. But He was doing everything in His perfect way and in His perfect time.

At last, it was the very night before King Herod would bring Peter out, and probably kill him. Once again, the church gathered to pray--this time at Mary's house (the mother of John Mark). "Please, God, make Peter bold and brave. Please, God, free him from jail. And please, God, help us to keep on telling people about Jesus," they prayed. And at last, God answered their prayers with a

What do you think He answered their prayers with now? With a "yes" or a "no"?

With a great, big, amazing YES! Let's see what God did.

Deep in the jail, Peter slept, still tied to two soldiers with chains. Outside his jail room, two soldiers still kept guard. They wanted to make sure this night of all nights that Peter did not escape!

But suddenly, a light shone in the jail cell. God had sent someone to help Peter. Who could it be?

Who do you think?

It was an angel from heaven!

Story with lines separating paragraphs (text in bold, optional interaction cues in italics)

The angel struck Peter on the side and woke him saying, **“Get up quickly!”** **“Clank!”** off the chains fell from Peter’s hands and to the ground, by God’s power. **“Get dressed and put on your sandals,”** the angel urged Peter. **“Wrap your cloak around you and follow me.”**

Peter did just what the angel said. He got dressed, then followed the angel through the door, right past the guards, without anyone noticing them. Then **“CREEAK!”** the outer heavy, iron gate of the jail opened for them, all by itself. Peter and the angel passed through the gate and into the dark streets of Jerusalem. **Isn’t God amazing!**

Then, the angel left Peter as suddenly as he came. Peter stood alone in the dark, amazed. The LORD had rescued him! He was free!

Where should Peter go? What should Peter do? Who should Peter tell?

Can you guess?

Peter knew **EXACTLY** where to go and what to do and who to tell! He would tell the other believers!

Peter made his way through the dark streets to the house where the believers gathered to pray. Oh, no! The door was locked. **“Knock, knock!”** Peter rapped on the door of the gateway until Rhoda, the servant girl came. **“It’s me! Let me in!”** Peter whispered to her.

“It’s Peter! It’s Peter! I know his voice! God has rescued him,” Rhoda exclaimed. Rhoda ran to tell to the others the good news, but was so excited that she forgot to let Peter in.

“You are crazy! It can’t be Peter! Peter is in jail!” they told her. How funny that the believers were praying for God to rescue Peter, but didn’t believe He had really done it!

But when Peter kept knocking, and at last, they opened the door. It really **WAS** Peter! Peter motioned for them to be quiet. He had escaped, but how long would it be before his enemies would come looking for him? He must be careful!

Then, Peter shared with the little church the amazing way God had answered their prayers. No enemy could stop God’s people with God answering their prayers! God’s plans would always win! How they all praised God that night for all the amazing things that He had done!

Cracking the Case: (story wrap-up for Listening Assignments)

It's time to see how we did with our Listening Assignment.

Detective Dan's Lesson 1 Listening Assignment:

1. Who was in trouble? Who prayed for him? Peter was in trouble. The little church of believers prayed for him to be rescued.

2. What was God's amazing answer? God sent an angel to free Peter from jail and bring him safely back to them.

For You and Me:

God is the same God today as He was back in Bible times. He wants His people to keep on asking Him to do amazing things. One of the first amazing things we can ask Him to do is help us turn away from our sins and trust in Jesus as our Savior. This is how we become God's people. God loves to answer this prayer and many other ones just as amazing!

Detective Dan's Lesson 2 Listening Assignment: Our Bible Verse is Ephesians 6:18, HCSB:

"Pray at all times in the Spirit with every prayer and request, and stay alert in this with all perseverance and intercession for all the saints."

1. What kinds of things did God's people ask God to do? To rescue Peter from being killed.

2. How did God answer these prayers? God sent an angel to free Peter from jail and bring him safely back to them.

For You and Me:

God is the same God today as He was back in Bible times. He wants His people to keep on asking Him to do amazing things. One of the first amazing things we can ask Him to do is help us turn away from our sins and trust in Jesus as our Savior. This is how we become God's people. God loves to answer this prayer and many other ones just as amazing!

Detective Dan's Lesson 3 Listening Assignment:

Our six clues were: a flower, a servant girl, a rug, a jail, leaders, and an angel. Hold each of them up for the children to see as you identify them.

1. Which four belong in our story?

The servant girl, jail, leaders and angel belong. The flower and the rug do not.

2. What amazing thing did God's people ask God to do for Peter? How did God answer their prayers?

They asked Him to rescue Peter from jail and from being killed. God sent an angel to free Peter from jail and bring him safely back to them.

For You and Me:

God is the same God today as He was back in Bible times. He wants His people to keep on asking Him to do amazing things. One of the first amazing things we can ask Him to do is help us turn away from our sins and trust in Jesus as our Savior. This is how we become God's people. God loves to answer this prayer and many other ones just as amazing!

The Gospel (story wrap-up if NOT using Listening Assignments)**Our Bible Truth is:****Why Do God's People Go to Church?****To Worship God and Love One Another...****By Telling What God Has Done and Praying!**

God's people especially love to share how God saved them. Each one has a special story of how they heard the good news of Jesus, turned away from their sins, and trusted Jesus as their Savior. And it's no wonder they love to tell their story because it is the best day of their life!

We, too, can be God's people when we turn away from our sins and trust in Jesus as our own Savior. It will be the best day of our life, too! There's nothing better than being forgiven by God and having special closeness with Him! Ask Him to help you have this!

Close in prayer.

Closing ACTS Prayer

- A** We praise You, God, for saving Your people, the Church. We praise You for Your faithfulness to Your people throughout all time.
- C** God, sometimes we don't want to hear about all the wonderful things You've done for Your people. Sometimes, we don't want to pray for You to do more. We just want to think about ourselves and do what we want to do. We need a Savior!
- T** God, thank You for Your Word, the Bible, that tells us about the great things You did for Your people who lived long ago. Thank You for all You do for Your people today, all around the world. Thank You for letting us hear of Your mighty works, and for using them to help us to keep trusting in You and living for You. Thank You for hearing our prayers to do even more.
- S** God, work in our hearts. Help us to turn away from our sins and trust in Jesus as our Savior that we might become Your people. Help us to love hearing about the mighty things You have done, long ago and today. Help us to praise You more because of what You have done. Help us to trust You and live for You. Help us to encourage others who gather together with us.

In Jesus' name we pray, Amen.

Go to Lesson Plan, p.9 for the script to the rest of the lesson.

Deep Down Discussion Sheet

use with all THREE lessons

Use with all response activities for deeper learning



P.1

Questions to aid discussion of the key concepts and for use in games

Be familiar with these questions and answers. Look for opportunities to ask questions and discuss their answers, such as while the children work on their coloring pages, as part of their response games, or during play time. Remember: your goal isn't to ask all these questions or only talk to the children about these things. It's to be deliberate in having good conversations with them, however much or little you have.

<p>BIG QUESTION</p> <p>Meaning</p>	<p>Why Do God's People Go to Church? To Worship God and Love One Another!</p> <p>A church is God's people gathering together. Some churches meet in special buildings. Some churches meet in homes. Some meet outside. No matter where they meet, when God's people gather together, they are a church. When God's people gather together as a church, they worship God. They worship Him for being the one, true God who is not like anyone else. They worship Him for saving them through Jesus. They sing songs and pray to God. They listen to the Bible and learn how to obey it. God's people also gather together to love one another. They talk with each other, and take care of each other, and pray for each other. The Bible tells us that God's people are to meet together often. It tells us that when they gather together, Jesus will be there with them in a special way. We can be God's people when we turn away from our sins and trust in Jesus as our Savior. Then, we will gather together with God's people to worship God and love one another, too!</p>
<p>Discussion Questions</p> <p><i>choose a few</i></p>	<ol style="list-style-type: none"> 1. Why do God's people go to church? <i>To worship God and love one another.</i> 2. What is the name of God's people meeting together? <i>A church.</i> 3. Where do churches meet? <i>Sometimes in buildings, sometimes in homes, sometimes outside.</i> 4. Who do God's people worship when they meet together? <i>God.</i> 5. What kinds of things do they worship about God? <i>He is the one, true God. He is their Savior.</i> 6. What kinds of things do they do when they meet together? <i>Sing and pray; listen to the Bible and learn how to obey it; love each other.</i> 7. Who promises to be with God's people in a special way when they gather together? <i>Jesus.</i>

<p>BIBLE TRUTH</p> <p>Meaning</p>	<p>To Worship God and Love One Another... By Telling What God Has Done and Praying!</p> <p>When God's people gather together, they share with each other wonderful things God has done. They remind each other of the great things God did long ago in Bible times: how God always kept all His promises and did mighty things to save His people. They hear stories about how God has been at work around the world, bringing many other people to put their trust in Jesus as their Savior. They share with each other how God has been at work in their lives, caring for them and helping them live for Him. Oh, how faithful God has been to His people! Oh, how faithful God continues to be to them! All these stories of God's goodness and faithful helps them to keep on trusting God and living for Him.</p> <p>But God's people don't just talk to each other about what God has done. They also talk to God about them! All these stories of them. They praise and thank Him for what He has done. They confess ways they have disobeyed Him and seek His forgiveness. They ask Him to do more great things, in their lives and around the world.</p> <p>God delights in His people gathering together to pray. Jesus tells us in the Bible that when two or more of God's people are gathered together and praying that He will be there with them in a special way. Whether on their own or gathered together, God's people know God will always answer their prayers in the way He knows is best. We can become God's people, too, when we turn away from our sins and trust in Jesus as our Savior.</p>
<p>Discussion Questions</p> <p><i>choose a few</i></p>	<ol style="list-style-type: none"> 1. What kinds of things do God's people share with each other when they gather together? <i>The many, wonderful things God has done.</i> 2. What do they want to do when they hear what God has been doing? <i>They want to praise God and trust Him even more.</i> 3. Who else do they talk to about what they share, besides each other? <i>God.</i> 4. What kinds of things do God's people pray about? <i>They praise Him; they confess their sins to Him; they thank Him; and, they ask Him to do great things.</i> 5. What is the best, first prayer that we can pray? <i>To ask God to help us to turn away from our sins and trust in Jesus as our Savior. This is we become God's people.</i>

Deep Down Discussion Sheet

use with all THREE lessons

P.2

Questions to aid discussion of the key concepts and for use in games

<p>THE GOSPEL</p>	<p>What is God’s good news for you and me? <i>The gospel! Why do God’s people go to church? To worship God and love one another... by telling what God has done and praying! God’s people have so many things to share with each other when they gather together! They love to tell what they have seen Him do and pray to Him to do more. God is amazing! He hears His people’s prayers and answers them. Nothing can stop His plans! No wonder God’s people love to pray for God to work! No wonder God’s people have so much to share when they gather together! But the most amazing answer to prayer we can ever know is when God answers our prayer to forgive our sins. You see, we have all disobeyed God and deserve His punishment. But God, in His great mercy, has provided us a way to be forgiven our sins and to become His people. How? Through His Son, Jesus. Jesus came to earth and lived a perfect life. On the cross, He chose to suffer and die, giving up His life as the full payment for sins. On the third day, Jesus rose up from the grave. He had done it! He had beaten sin and death for God’s people! Now, all who turn away from their sins and trust in Jesus as their Savior receive God’s forgiveness. This is how they become God’s people forever. God can help you do this, too! Ask Him to help you! He loves to answer this prayer.</i></p>
<p>BIBLE TRUTH BIBLE VERSE</p> <p>Meaning</p> <p>Discussion Questions</p> <p><i>choose a few</i></p>	<p>“Pray at all times in the Spirit with every prayer and request, and stay alert in this with all perseverance and intercession for all the saints.” --Ephesians 6:18, HCSB</p> <p>Learn a Little: “Pray at all times... for all the saints.”</p> <p>“Saints” is a big, Bible word for God’s people. God’s people pray when they gather together at church. They praise God and they confess their sins to Him. They thank Him for all the ways He has cared for them. They ask Him to do more great things and to help them to love Him and live for Him. There is so much to pray for!</p> <p>Sometimes God’s people get tired of praying. Sometimes God’s plans take much longer than they want. It would be easy to stop praying and give up. But there’s someone who helps God’s people keep on interceding (a big Bible word for praying for others). Who is it? It’s God, Himself. Yes, God’s Holy Spirit is at work inside of each of them helping them even to talk to God. We can become God’s people when we turn away from our sins and trust in Jesus as our Savior.</p> <p>1. What are “saints?” <i>It is a big, Bible word for God’s people--all who turn away from their sins and trust in Jesus as their Savior.</i></p> <p>2. Who should keep on praying for “the saints,” God’s people? <i>God’s people should!</i></p> <p>3. When should God’s people pray? <i>On all occasions... all the time.</i></p> <p>4. What kinds of things do God’s people pray about when they gather together as a church? <i>They praise God and confess their sins to Him. They thank Him for how He has cared for them. They ask Him to do more, great things and to help them love Him and live for each other.</i></p> <p>5. How can we become one of God’s people? <i>We can ask God to help us to turn away from our sins and trust in Jesus as our Savior. He loves to answer these prayers!</i></p>
<p>BIBLE STORY</p> <p>Discussion Questions</p> <p><i>choose a few</i></p>	<p>The Case of the Amazing Answer</p> <p>1. Why was it getting so hard for the believers in Jerusalem? <i>Their enemies, and even King Herod, were trying to stop them. The king had taken James and had him killed. Then, he took Peter and put him in prison. He was probably planning to kill him, too.</i></p> <p>2. What did the king do to make sure that Peter did not escape? <i>He chained him between two soldiers in his jail room and then put two more soldiers outside the door as guards.</i></p> <p>3. What did the believers do while Peter was in jail? <i>They prayed and prayed that God would rescue him.</i></p> <p>4. How did God rescue Peter? <i>He sent an angel to him, who helped him out of the jail room, past the guards and through the big gates.</i></p> <p>5. What kinds of things can God’s people today pray for? <i>For God to help His people love each other; to love and obey Him; to help others hear the good news of Jesus and be saved.... and many other things.</i></p> <p>6. How can we become God’s people? <i>By turning away from our sins and trusting in Jesus as our Savior.</i></p>

DEEP DOWN DETECTIVES

**Curriculum Resources
for Unit 15, Bible Truth 5:**



**Why Do God's People Go to Church?
To Worship God and
Love One Another...**

**By Baptizing People Who Trust in
and Live for Jesus!**

Session Prep (especially good for newbies!)

Pray!



Pray for the Holy Spirit to be at work in your and the children's hearts.

Review



If new to the curriculum, look at the **Getting Started with Deep Down Detectives section of the Core Curriculum book.** (p.5) It will be especially helpful to read through the Deep Down Detectives section of **The Praise Factory Tour: Extended Version Book.** This is a visual way to understand what goes on in the classroom. (A pdf of the book is found in the samples section on the website.)

Look through and Learn the Lesson



Read over **lesson plan.** Practice any **songs or action rhymes** you are using. Choose/make up motions to go with these. Choose less with younger children and more with older preschoolers. **Practice the lesson with the visual aids** and using the Big Question Box/Briefcase.

Read and Rehearse the Bible Story with Pictures



Read the Bible story from the Bible. Read the curriculum version. Practice telling it with the storyboard pictures. (If you have not previously laminated the story pictures, do that now.) Or, rehearse it from the Simple Story Scenes, if you are using those.

Let There Be Music



Download the music and listen to the songs. Choose which of the songs you will use with the children. If using live musicians, make sure they have the sheet music (Appendix A, Core Curriculum book).

Put the Props in Place



1. Prepare your Visual Aids. Put the Big Question, Unit Bible Truths, Bible Truth, Bible Verse, and Listening Assignment signs, as well as the Bible Story script in one side of the Bible folder.
2. Get out your storyboard. If using Simple Story Scenes, put these in your Bible Folder. Or, if using the individual storyboard figures, put all background pictures in place (they have a BG by the number). Put the rest of the storyboard pictures (these have a SB by the number) in order of use in the other side of the Bible folder.
3. Put the DDD Bible Folder as well as the Big Question sign in the Big Question Box/Briefcase and shut it. If your box/briefcase has locks and you want to use the unlocking the box as part of your session, lock it now....but make sure you have the key or know the code first.
4. Prepare the music CD or sheet music or mp3 device for use in your session.

Set Out Free Play Activities



Choose and set up free time activities you will use with the children. Choose a variety of different activities that will be enjoyed by different types of children. Rotate the activities you provide to keep them interesting and fresh to your children. (Suggestions in Appendix D, Core Curriculum books.)

Prepare Any Activities



Choose which (if any) of the Bible Truth games and crafts activities you want to use in the session. Bear in mind your time frame as well as the developmental abilities and attention span of your children as you decide which/how many to prepare. **Look over the Discussion Sheet** and choose a few questions you might use to spark discussion with the children as they do their activities (especially good for ages 3's+). Pray for God to give you opportunities to talk about these things with the children.

Let Them Take It with Them



Make copies of the craft/take home sheets, if you are not already using them as one of your activities. You may also want to make copies of the story (see take-home version of each story included in Appendix C with the other take home resources) to have for parents to use with their children at home. There's a link on each craft/take home sheet to the story, if you don't make hard copies.

Store It



After your session is over, collect the resources and store them for future use. This curriculum can be used over and over for years to come.

Unit 15: God's People Gather Together

UNIT OVERVIEW

A church is God's people gathering together. Some churches meet in special buildings. Some churches meet in homes. Some meet outside. No matter where they meet, when God's people gather together, they are a church. When God's people gather together as a church, they worship God. They worship Him for being the one, true God who is not like anyone else. They worship Him for saving them through Jesus. They sing songs and pray to God. They listen to the Bible and learn how to obey it. God's people also gather together to love one another. They talk with each other, and take care of each other, and pray for each other. The Bible tells us that God's people are to meet together often. It tells us that when they gather together, Jesus will be there with them in a special way. We can be God's people when we turn away from our sins and trust in Jesus as our Savior. Then, we will gather together with God's people to worship God and love one another, too!

UNIT BIBLE VERSE: Hebrews 10:24-25, ESV

"And let us consider how to stir up one another to love and good works, not neglecting to meet together."

BIG QUESTION UNDER INVESTIGATION: Why Do God's People Go to Church?

ANSWER: To Worship God and Love One Another!

OPTIONAL Big Question 15 INTRODUCTION LESSON (Use Hide 'n' Seek Kids Unit 15 Material)

Story: The Case of the People Who Loved a Lot *Acts*
Bible Verse: Hebrews 10:24-25, ESV

BIBLE TRUTH 1: By Praising God for Jesus' Win over Death (3 Lessons Available)

Story: The Case of the Third Day Yay
Exodus 16,20; Luke 22-24; Acts 20:7; 1 Corinthians 16:2
Bible Verse: 1 Peter 1:3, HCSB

BIBLE TRUTH 2: By Learning from God's Word, the Bible (3 Lessons Available)

The Case of the Faithful Leader" *Acts 16:1; 1 & 2 Timothy*
Bible Verse: 1 Timothy 4:13, ESV

BIBLE TRUTH 3: By Caring for Each Other's Needs (3 Lessons Available)

Story: The Case of the Copycats *John 13-15, 18-20; Acts*
Bible Verse: John 13:34-35, ESV

BIBLE TRUTH 4: By Telling What God Has Done and Praying (3 Lessons Available)

Story: The Case of the Amazing Answer *Acts 12:1-18*
Bible Verse: Ephesians 6:18, NIV 1984

➔ BIBLE TRUTH 5: By Baptizing People Who Trust in and Live for Jesus (3 Lessons Available)

Story: The Case of the Up and Down Sign *Matthew 28; Acts 1-2, 8:35-36, 10:47, 16:14-15,31-34*
Bible Verse: Acts 2:38-39, ESV

BIBLE TRUTH 6: By Remembering Jesus Died to Save Them (3 Lessons Available)

Story: The Case of the Remembered Rescue *Exodus 12; Luke 22; Isaiah 25:6-9*
Bible Verse: Luke 22:19,20, ESV

Deep Down Detectives ESV Songs 15 Track Numbers

This is a listing of all songs mentioned in the unit curriculum. You may or may not choose to use all of the songs. They are listed in easy-reference order--NOT in the order used in the curriculum. You may choose to simply burn a CD/load them onto an mp3 device in this order. Or, you may want to do what we do: choose the songs we want to use and create a play list of them in that order. Then, we burn a CD/upload the play list onto an mp3 device. A teacher only has to click forward to the next song, instead of hunting for the right track. The track number have been included as part of the title of each song, teachers will still have a reference to the track number listed in the curriculum (same as those listed below), even if you change the order on your customized play list.

SONGS USED EVERY UNIT OF THE CURRICULUM

- 1 The Classroom Song v.1
- 2 The Classroom Song v.2
- 3 The Classroom Song v.3
- 4 The Classroom Song v.4
- 5 Deep Down Detectives Theme Song
- 6 The Classroom Rules Song
- 7 Let's Pray Song
- 8 The Big Question Box Song
- 9 The Bible Chant Song
- 10 ACTS Prayer Song (Short Version)
- 11 ACTS Prayer Song (Full Version)

listen to or download songs for free at <https://praisefactory.org:Deep Down Detectives Music page>

Why the Extra Songs?

Deep Down Detectives is a curriculum used by a wide age-span of kids. Sometimes one of the other songs is a better fit for your kids. Or, you may simply want to teach them more songs on the same Bible Truth. Use as many or as few as you want.

UNIT 15: GOD'S PEOPLE GATHER TOGETHER

- 12 Big Q & A 15 Song
- 13 Big Question 15 Song: Why Do God's People Go to Church?
- 14 Big Question 15 Bible Verse Song: Stir Up Hebrews 10:24-25, ESV
- 15 Big Question 15 Hymn: Brethren, We Have Met to Worship, v.1
- 16 Big Question 15 Praise Song: Praise the Lord Together

Why Do God's People Go to Church? To Worship God and Love One Another...

Bible Truth 1: By Praising God for Jesus' Win over Death

- 17 Bible Verse: He Has Given Us a New Birth 1 Peter 1:3, HCSB
- 18 Extra Bible Verse: Shout with Joy to God Psalm 66:1-3,5,9,16, ESV
- 19 Extra Bible Verse: Make a Joyful Noise Psalm 100:1-6 ESV
- 20 Extra Bible Verse: Noise, Noise, Noise Psalm 100:1-4, ESV (other version)
- 21 Extra Bible Verse: The Time Is Fulfilled Mark 1:15, ESV
- 22 Extra Bible Verse: The Time Mark 1:15, ESV (other version)
- 23 Extra Bible Verse: How Beautiful Romans 10:13-15, ESV
- 24 Extra Bible Verse: Be My Witnesses Acts 1:8, ESV
- 25 Extra Bible Verse: All the Nations You Have Made Psalm 86:9, ESV
- 26 Extra Bible Verse: Behold a Great Multitude Revelation 7:9-10, ESV

Bible Truth 2: By Learning from God's Word, the Bible

- 27 Bible Verse: Devote Yourself 1 Timothy 4:13, ESV
- 28 Extra Bible Verse: An Overseer Must Be Titus 1:6-9, ESV
- 29 Extra Bible Verse: Open My Eyes Psalm 119:18,72-73, ESV
- 30 Extra Bible Verse: I Have Stored Up Your Word Psalm 119:11,15-16, ESV
- 31 Extra Bible Verse: If Anyone Loves Me John 14:23, ESV

Bible Truth 3: By Caring for Each Other's Needs

- 32 Bible Verse: A New Commandment John 13:34-35, ESV
- 33 Extra Bible Verse: There Are Different Kinds of Gifts 1 Corinthians 12:4,12,27, NIV 1984
- 34 Extra Bible Verse: As Each Has Received a Gift 1 Peter 4:10-11, ESV
- 35 Extra Bible Verse: Gift, Gift, Gift 1 Peter 4:10-11, ESV (other version)
- 36 Extra Bible Verse: Encourage One Another 1 Thessalonians 5:11,13-15, ESV
- 37 Extra Bible Verse: Build One Another Up 1 Thessalonians 5:11,13-15, ESV
- 38 Extra Bible Verse: Let Us Hold Fast Hebrew 10:23-25, ESV
- 39 Extra Bible Verse: On the First Day of Every Week 1 Corinthians 16:2, HCSB
- 40 Extra Bible Verse: An Overseer Must Be Titus 1:6-9, ESV
- 41 Extra Bible Verse: Love 1 Corinthians 13:4-8,13, ESV
- 42 Extra Bible Verse: Love Is Patient 1 Corinthians 13:4-8, ESV

Bible Truth 4: By Telling What God Has Done and Praying

- 43 Bible Verse: Pray, Pray, Pray Ephesians 6:18, HCSB
- 44 Extra Bible Verse: Take Up the Whole Armor Ephesians 6:13,16-18, ESV
- 45 Extra Bible Verse: Help Us 2 Corinthians 1:13, ESV

Bible Truth 5: By Baptizing People Who Trust in and Live for Jesus

- 46 Bible Verse: Repent, Repent and Be Baptized Acts 2:38-39, ESV
- 47 Extra Bible Verse: The Time Is Fulfilled Mark 1:15, ESV
- 48 Extra Bible Verse: The Time Mark 1:15, ESV (other version)

Bible Truth 6: By Remembering Jesus Died to Save Them

- 49 Bible Verse: This Is My Body Luke 22:19,20, ESV
- 50 Extra Bible Verse: He Took Bread Luke 22:19,20, HCSB

Big Question 15, Bible Truth 5 Overview: Key Concepts

p.1

Unit 15: God's People Gather Together**Unit Big Question (and Answer):** Why Do God's People Go to Church?

To Worship God and Love One Another!

Unit Bible Verse: "And let us consider how to stir up one another to love and good works, not neglecting to meet together." Hebrews 10:24-25, ESV**Bible Truth 5 Concept: To Worship God and Love One Another... By Baptizing People Who Trust in and Live for Jesus!**

Jesus told His disciples to baptize everyone who turns away from their sins and trusts in Him as their Savior. Baptism is a picture of the new life that begins when someone becomes a Christian. God has forgiven their sins and made them His people. God has filled their hearts with His Holy Spirit and made it new. They are leaving their old life behind and beginning a new life of living for Jesus.

Not just anyone gets baptized. Baptism is a big deal. The godly leaders at church want to make sure that the person being baptized really understands the good news of Jesus and what it means to live as one of God's people. Sometimes a person is ready to be baptized very soon. But sometimes, the leaders think it's best if the person has more time to make sure that they really understand the good news of Jesus and are ready to live it out. It may not feel good to be told to wait, but the leaders want to do what's best for this person and what's best for the church.

On baptism day, God's people gather together to watch, pray and celebrate. The person being baptized stands up and shares the story of how he came to trust in Jesus as his Savior. He tells of his desire to live God's way and to gather together with God's people.

Then at last, it's baptism time! The new believer wades into the water with one of the pastors. The pastor holds onto the person as they lean back into the water for a few seconds. This is to remember that Jesus died and was buried for their sins. It's a picture that their old life of disobeying God is over. That life died with Jesus. Then, the pastor helps him/her come up out of the water. This reminds them that Jesus rose from the dead for them. He completely paid God's punishment for the sins. He has forgiven them once and for all. With God's help, they are beginning a new life of knowing, loving and obeying God. Often, everyone claps and cheers as the new believer comes up out of the water. They are so happy that someone else is telling the world that they are one of God's people and want to live for Him forever. We can become one of God's people when we turn away from our sins and trust in Jesus as our Savior.

Bible Truth 5 Bible Verse: Acts 2:38, ESV

"Repent and be baptized every one of you in the name of Jesus Christ for the forgiveness of your sins."

Learn a Little: "Repent and be baptized in the name of Jesus Christ."

Meaning:

What a wonderful gift God has given us in Jesus! Through Him, we can be forgiven our sins and can become God's people forever. What do we have to do to receive this gift? Repent of our sins (that is, turning away from wanting to disobey God and live for Him instead) and trust in Jesus as our Savior. God promises to save all who come to Him like this! And what happens when someone does this? God hears his prayers and forgives him. God puts His Holy Spirit in their heart and they begin a whole new life with God.

God wants all who repent and believe in Jesus to be baptized as a special sign to everyone of what has happened inside their heart. Their old way of living is gone. They are forgiven! They are saved! And now they belong to God and live for Him! Have you ever been to a baptism?

We can become one of God's people, too, when we turn away from our sins and trust in Jesus as our Savior.

Big Question 15, Bible Truth 5 Overview: Key Concepts

p.2

Bible Truth 5 ACTS Prayer

- A** We praise You, God, for saving Your people, the Church, through Jesus. He is why we can become Your people.
- C** God, we know that we can never become Your people on our own. We have all turned away from You and Your good ways. We need a Savior!
- T** God, thank You for providing the way for us to become Your people through Jesus. Thank You for giving a new life to all who turn away from their sins and trust in Him. Thank You for giving us baptism to help us remember the new way of life You give to all who do this.
- S** God, work in our hearts. Help us to turn away from our sins and trust in Jesus as our Savior. Help us to one day be able to stand before God's people and tell the story of how You saved us. Help us to trust our leaders to know when we are ready to be baptized and when we need to still wait and grow. In Jesus' name we pray, Amen.

Bible Truth 5 Story

The Case of the Up and Down Sign *Matthew 28; Acts 1-2, 8:35-36, 10:47, 16:14-15,31-34*

Songs Used in Bible Truth 5

Big Q & A 15 Song

Big Question 15 Song: Why Do God's People Go to Church?

Big Question 15 Bible Verse Song: Stir Up Hebrews 10:24-25, ESV

Big Question 15 Hymn: Brethren, We Have Met to Worship, v.1

Big Question 15 Praise Song: Praise the Lord Together


Bible Truth 5 Bible Verse: Repent, Repent and Be Baptized Acts 2:38-39, ESV



Extra Bible Truth 5 Bible Verse: The Time Is Fulfilled Mark 1:15, ESV

Extra Bible Truth 5 Bible Verse: The Time Mark 1:15, ESV

listen to or download songs for free at <https://praisefactory.org>: Deep Down Detectives Music page

1. GETTING STARTED

 = follow the stars for a short & simple lesson plan

<p>Intake Activity Ideas</p>	<p>Choose one of these open-ended activities to include children as they join the class:</p>
<p>Free Play Time <i>suggestions in Appendix D</i></p>	<p> Offer your own or some of the easy-to-make, free play activities suggested in Appendix D.</p>
<p>OR Sing-along Music Time <i>lyrics and sheet music, Appendix A</i> <i>listen to or download songs for free at https://praisefactory.org:Deep Down Detectives Music page</i></p>	<p>Music from Deep Down Detectives (DDD) ESV Songs 15: Big Q & A 15 Song <i>DDD ESV Songs 15, track 12</i> Big Question 15 Song <i>DDD ESV Songs 15, track 13</i> Big Question 15 (Unit) Bible Verse Song: Stir Up Hebrews 10:24-25, ESV <i>DDD ESV Songs 15, track 14</i> Big Question 15 Hymn: Brethren, We Have Met to Worship, v.1 <i>DDD ESV Songs 15, track 15</i> Big Question 15 Praise Song: Praise the Lord Together <i>DDD ESV Songs 15, track 16</i> Bible Truth 5 Bible Verse Song: Repent, Repent and Be Baptized Acts 2:38-39, ESV <i>DDD ESV Songs 15, track 46</i> Extra Bible Truth 5 Bible Verse Song: The Time Is Fulfilled Mark 1:15, ESV <i>DDD ESV Songs 15, track 47</i> Extra Bible Truth 5 Bible Verse Song: The Time Mark 1:15, ESV <i>DDD ESV Songs 15, track 48</i></p> <p><i>Add more fun to Sing-along Music Time by adding a Music, Movement & Memory Activity. These activities are listed on p.10 of this lesson plan with the Response Activities. Instructions found in Appendix B.</i></p>
<p>OR Bible Verse Memory Game <i>instructions found in Appendix B</i></p>	<p>Lesson 1 Game: Slap, Clap and Stack Lesson 2 Game: Simon Says How Lesson 3 Game: Roll 'n' Toss</p> <p><i>These activities are also included on p.10 of this lesson plan with the Response Activities.</i></p>
<p>2. OPENING CIRCLE TIME (introduce the Bible Truth and tell the related Bible story)</p>	
<p>Gathering the Children <i>lyrics and sheet music, Appendix A</i></p>	<p><i>Sing verse 1 of The Classroom Song to gather the children for Circle Time.</i></p> <p>The Classroom Song, verse 1 <i>DDD ESV Songs 15, track 1</i> Let's gather together to worship God, Let's gather together to worship God, Let's gather together to worship God, Come gather here with me!</p>
<p>Welcome to Deep Down Detectives</p>	<p> "Welcome to Deep Down Detectives. We're so glad you've joined us! Detectives are people who look for answers to questions. In Deep Down Detectives, we look for answers to big questions about God. We dig deep down in the truths of God's Word to find them."</p>

2. OPENING CIRCLE TIME, continued



= follow the stars for a short & simple lesson plan

<p>Deep Down Detectives Theme Song</p> <p><i>lyrics and sheet music, Appendix A</i></p>	<p>"Let's sing our Deep Down Detectives Theme Song."</p> <p>★ Deep Down Detectives Theme Song <i>DDD ESV Songs 15, track 5</i></p> <p>We're Deep Down Detectives, diggin' deep in God's Word, For truths about God and His plans for this world, We're seeking to love Him, with all of our heart, We're Deep Down Detectives! Come on! Let's start!</p>
<p>Classroom Rules Song</p> <p><i>lyrics and sheet music, Appendix A</i></p>	<p>There are two very important things that Deep Down Detectives do together: we worship God and we love one another. Our Classroom Rules Song reminds us how we should act. Let's sing it."</p> <p>Classroom Rules Song <i>DDD ESV Songs 15, track 6</i></p> <p>Shh, be quiet while someone is talking, Raise your hand, if you have something to say, Don't touch your friend, sitting beside you, Obey your teachers, Be kind as you play. These are our classroom rules, These are our classroom rules, They help us worship God and love one another, These are our classroom rules.</p>
<p>Opening Prayer Time</p> <p><i>lyrics and sheet music, Appendix A</i></p>	<p>"Children, we need God's help to keep these rules. Let's ask Him to help us right now. Let's get ready and pray."</p> <p>Let's Pray <i>DDD ESV Songs 15, track 7</i></p> <p>1-2-3! Fold your hands, Bow your head, Close your eyes. Let's pray! (<i>repeat</i>)</p> <p>"Let's pray:"</p> <p>★ Opening Prayer</p> <p>Dear Lord, We're so glad to get to gather together to worship You! Please help us keep the classroom rules. Please help us to love You and learn about You today. In Jesus' name we pray. Amen.</p>

2. OPENING CIRCLE TIME, continued

★ = follow the stars for a short & simple lesson plan

Reveal the Big Question
Introduce the Big Question Box/Briefcase

lyrics and sheet music, Appendix A

“Detectives INVESTIGATE things. That means they ask questions and look for answers. Deep Down Detectives investigate big questions about God. The Big Question we are investigating today is right inside our Big Question Box/Briefcase.

The Big Question Box Song

DDD ESV Songs 15, track 8

We’ve got a big box,
All closed up and locked,
Filled with the truths of God’s Word.

We’ve got a brief case,
There’s no time to waste,
Come on, kids, let’s open it up!

The Big Question under Investigation

VISUAL take out AID



of BQB

Big Question & Answer Sign, front side

**found in the DDD Unit 15 Visual Aids, ESV Book*

Ok, who would like to open for me and pull out the Big Question?”

Choose a child to open the box/briefcase, take out the Big Question and hand it to you, then hold up the Big Question sign for all the children to see, and say:

★ The Big Question we are investigating today is Big Question Number 15:

Why Do God’s People Go to Church?

and the Answer is:

To Worship God and Love One Another!

Big Question Meaning

★ A church is God’s people gathering together. Some churches meet in special buildings. Some churches meet in homes. Some meet outside. No matter where they meet, when God’s people gather together, they are a church. When God’s people gather together as a church, they worship God. They worship Him for being the one, true God who is not like anyone else. They worship Him for saving them through Jesus. They sing songs and pray to God. They listen to the Bible and learn how to obey it. God’s people also gather together to love one another. They talk with each other, and take care of each other, and pray for each other. The Bible tells us that God’s people are to meet together often. It tells us that when they gather together, Jesus will be there with them in a special way. We can be God’s people when we turn away from our sins and trust in Jesus as our Savior. Then, we will gather together with God’s people to worship God and love one another, too!

Big Question Songs

★ “Let’s sing our Big Question Song:

Big Q & A 15 Song

Big Q & A 15 Song

(adapted version of “This Is the Way We Wash Our Clothes”)

DDD ESV Songs 15, track 12

lyrics and sheet music, Appendix A

Why do God’s people go to church?
Go to church? Go to church?
Why do God’s people go to church?
To worship God and to love one another!

2. OPENING CIRCLE TIME, continued



= follow the stars for a short & simple lesson plan

<p>Learning about the Big Question</p> <p>★</p>	<p>Repeat the Big Question and Answer again: "Why Do God's People Go to Church? To Worship God and Love One Another!"</p> <p>Say: "Hmmm, I wonder what that means... Let's do our action rhyme/sing our song that explains it."</p> <p>Then do the action rhyme or sing the song using any of the optional motions suggested, if desired.</p>	
<p>Big Question Action Rhyme</p>	<p>Big Question 15 Action Rhyme</p> <p>Let's gather together to worship God. Let's gather together to worship God. That's what God's people do.</p> <p>Let's gather together to love each other. Let's gather together to love each other. That's what God's people do.</p> <p>Let's gather together to hear God's Word. Let's gather together to hear God's Word. That's what God's people do.</p> <p>Let's gather together to sing and pray. Let's gather together to sing and pray. That's what God's people do.</p>	<p>(POSSIBLE ACTIONS)</p> <p><i>Raise hands to praise God</i></p> <p><i>Hold open arms out towards others, like welcoming a hug</i></p> <p><i>Make an open Bible with the flat palms of your hands</i></p> <p><i>Make prayer hands</i></p>
<p>Big Question (Action Rhyme) Song ★</p> <p><i>lyrics and sheet music, Appendix A</i></p>	<p>Big Question 15 Action Rhyme/ Song</p> <p>Refrain: Why do God's people go to church? To worship God and love one another. Why do God's people go to church? To worship God and love one another.</p> <p>Verse 1: God's people gather to worship God. To sing His praises and pray. They listen to preaching, From God's Word, the Bible, To better love Him each day. <i>Refrain</i></p> <p>Verse 2: God's people gather to love one another, In acts of kindness and grace. They love one another, Like sisters and brothers, Helping all to live God's way. <i>Refrain</i></p>	<p><i>DDD ESV Songs 15, track 13</i></p> <p>(POSSIBLE ACTIONS)</p> <p><i>Raise hands to praise God</i></p> <p><i>Hold open arms out towards others, like welcoming a hug</i></p> <p><i>Make prayer hands</i></p> <p><i>Make an open Bible with the flat palms of your hands</i></p> <p><i>Raise hands to praise God</i></p> <p><i>Hold open arms out towards others, like welcoming a hug</i></p> <p><i>Point up to God in heaven</i></p>

2. OPENING CIRCLE TIME, continued

★ = follow the stars for a short & simple lesson plan

Learning the Bible Truth

VISUAL take out AID



of BQB

VISUAL AID

All the Bible Truths Sign

★ "To Worship God and Love One Another" is a good beginning, but there's so more to learn. So it's time for us to dig down even deeper for more answers to our Big Question about God. We're going to be learning **SIX** Bible truths that all tell us more about why God's people go to church.

Who would like to hand me the picture with our six Bible truths on it? It's in the Big Question Box/Briefcase." *Choose a child to get it and hand it to you, then hold it up and show them the pictures of the six truths they will be learning.*

Bible Truth Clue

VISUAL take out AID



of BQB

Bible Truth Clue Sign, front side VISUAL AID

After everyone has had a good look, say... "Ok, we've learned four truths about why God's people go to church. They are: "By Praising God for Jesus' Win over Death," "By Learning from God's Word, the Bible," "By Caring for Each Other's Needs," and, "By Telling What God Has Done and Praying" (point to pictures as you identify each Bible Truth). Now let's look at our Bible Truth Clue sign and see if we can figure out which of these six truths we will be learning about today. Who would like to get it out of the Big Question Briefcase for me?"

Choose a child to open the briefcase, take out the Bible Truth Clue sign and hand it to you. Hold up the front side for the children to see. Cover up the answer, written along the bottom, and say:

"Why Do God's People Go to Church?"
To Worship God and Love One Another!
By Baptizing People Who Trust in and Live for ????!"

We're missing one word. Here's the hint to what the missing word is. It says: "What is the name of God's Son? It starts with a "J" and it rhymes with "sneezes." Can you guess? It's "Jesus."

So, the Bible Truth we are learning today is:

(uncover answer from bottom of sign, show it to them and say:)

Hint

★ **"Why Do God's People Go to Church?"**
To Worship God and Love One Another!
By Baptizing People Who Trust in and Live for JESUS!"

Bible Truth Meaning

★ And here is what this Bible Truth means: *(read the meaning off of the back of the sign, say:)* Jesus told His disciples to baptize everyone who turns away from their sins and trusts in Him as their Savior. Baptism is a picture of the new life that begins when someone becomes a Christian. God has forgiven their sins and made them His people. God has filled their hearts with His Holy Spirit and made it new. They are leaving their old life behind and beginning a new life of living for Jesus. Not just anyone gets baptized. Baptism is a big deal. The godly leaders at church want to make sure that the person being baptized really understands the good news of Jesus and what it means to live as one of God's people. Sometimes a person is ready to be baptized very soon. But sometimes, the leaders think it's best if the person has more time to make sure that they really understand the good news of Jesus and are ready to live it out. It may not feel good to be told to wait, but the leaders want to do what's best for this person and what's best for the church.

On baptism day, God's people gather together to watch, pray and celebrate. The person being baptized stands up and shares the story of how he came to trust in Jesus as his Savior. He tells of his desire to live God's way and to gather together with God's people. Then at last, it's baptism time! The new believer wades into the water with one of the pastors. The pastor holds onto the person as they lean back into the water for a few seconds. This is to remember that Jesus died and was buried for their sins. It's a picture that their old life of disobeying God is over. That life died with Jesus. Then, the pastor helps him/her come up out of the water. This reminds them that Jesus rose from the dead for them. He completely paid God's punishment for the sins. He has forgiven them once and for all. With God's help, they are beginning a new life of knowing, loving and obeying God. Often, everyone claps and cheers as the new believer comes up out of the water. They are so happy that someone else is telling the world that they are one of God's people and want to live for Him forever. We can become one of God's people, too, when we turn away from our sins and trust in Jesus as our Savior.

2. OPENING CIRCLE TIME, continued

★ = follow the stars for a short & simple lesson plan

Learning the Bible Verse

"And how do I know this is true? God tells me so in His special book, the Bible."

The Bible Chant Song

Say or sing the Bible Chant Song.

lyrics and sheet music, Appendix A

The Bible Chant Song

DDD ESV Songs 15, track 9

The Bible, the Bible,
Let's get out the Bible.
Let's hear what God has to say.
The Bible, the Bible,
God's given us the Bible.
It's His Word for us to learn and obey! Yay!

Bible Verse

DDD 15.5 Bible Verse-front side (in the DDD Bible folder)

VISUAL AID Place verse in take out



*of BQB
DDD Bible Folder*

**found in the DDD Unit 15 Visual Aids, ESV Book*

"Who would like to get our Bible folder out of the Big Question Briefcase for me?"

Choose a child to open the briefcase, take out the "Bible" folder and hand it to you. Remove the Bible Verse Picture from the "Bible" folder and hold it up for all the children to see, then say:

Acts 2:38 tells us:

★ **Acts 2:38, ESV**

"Repent and be baptized every one of you in the name of Jesus Christ for the forgiveness of your sins."

Learn a Little: "Repent and be baptized in the name of Jesus Christ."

Bible Verse Meaning


★ **What does that mean?**

What a wonderful gift God has given us in Jesus! Through Him, we can be forgiven our sins and can become God's people forever. What do we have to do to receive this gift? Repent of our sins (that is, turning away from wanting to disobey God and live for Him instead) and trust in Jesus as our Savior. God promises to save all who come to Him like this! And what happens when someone does this? God hears his prayers and forgives him. God puts His Holy Spirit in their heart and they begin a whole new life with God.

God wants all who repent and believe in Jesus to be baptized as a special sign to everyone of what has happened inside their heart. Their old way of living is gone. They are forgiven! They are saved! And now they belong to God and live for Him! Have you ever been to a baptism?

We can become one of God's people, too, when we turn away from our sins and trust in Jesus as our Savior.

2. OPENING CIRCLE TIME, continued

 = follow the stars for a short & simple lesson plan

**Bible Verse
Song**

*lyrics and sheet music,
Appendix A*

You might also enjoy:

*The Time Is Fulfilled
Mark 1:15, ESV
DDD ESV Songs 15,
track 47*

*The Time Mark 1:15, ESV
DDD ESV Songs 15,
track 48*

We've said our Bible verse, now let's sing it!

Repent, Repent and Be Baptized: Acts 2:38-39

DDD ESV Songs 15, track 46

Repent, repent and be baptized,
Ev'ry one of you,
In the name of Jesus Christ,
For forgiveness of your sins.
You will receive the Holy Spirit, the promise is for all,
For all the Lord our God calls,
For all the Lord calls.
Acts Two, thirty-eight and nine.

2. OPENING CIRCLE TIME, continued



= follow the stars for a short & simple lesson plan

<p>Getting into the Case</p>	<p>"Now it's time to do a bit more deep down investigating. Let's see what Detective Dan wants us to help him figure out. Would someone like to get it out for me?"</p>
<p>Listening Assignments</p> <p>Place in  take out  of BQB</p>	<p>NOTE: Listening assignments are most suitable for ages 3+. Skip straight to the Bible story (see bottom of this page), if working with 2 year olds.</p> <p>"Let's open up our listening assignment and see what we are supposed to figure out today.</p> <p>Choose a child to take out the Listening Assignment (from the DDD Bible Folder) and hand it to you. Read Detective Dan's letter to the children that includes the listening assignment. The listening assignments are summarized below:</p>
<p>VISUAL AID</p> <p></p> <p>DDD Unit 15 Visual Aids, ESV</p>	<p><u>Detective Dan's Lesson #1 Listening Assignment:</u> I need to find out: 1. What did Jesus tell new believers to do as a sign of their new life in God? 2. Why did they go up and down in the water when they did the special sign?</p>
<p>VISUAL AID</p> <p></p> <p>DDD Unit 15 Visual Aids, ESV</p>	<p><u>Detective Dan's Lesson #2 Listening Assignment:</u> Our Bible Verse is Acts 2:38, ESV "Repent and be baptized every one of you in the name of Jesus Christ for the forgiveness of your sins." I need to find out: 1. Who repented of their sins? How did their lives look different? 2. What did they do as a sign that their lives have changed?</p>
<p>VISUAL AID</p> <p></p> <p>*Listening Assignment #3 includes the Assignment Sheet, plus 6 clue pictures*</p> <p>DDD Unit 15 Visual Aids, ESV</p>	<p><u>Detective Dan's Lesson #3 Listening Assignment:</u> I found six clues, but only 4 of them are in the story. They are: a banana, the Holy Spirit living in a heart, a Bible, water, a tree, and listeners. Hold each of them up for the children to see as you identify them.</p> <p>I need to figure out: 1. Which four belong in the story and which two don't? 2. What did the new believers confess to God? How did they ask him to help them live?</p>
<p>Tell the Bible Story</p> <p>Place story & pics in  take out  of BQB</p> <p>DDD Unit 15 Visual Aids, ESV</p> <p>Story text included in this book right after this lesson plan and in Visual Aids book</p>	<p><i>Then say,</i> "Ok, Deep Down Detectives! Put on your best listening ears and see if you can hear the answers to Detective Dan's questions. When I finish telling the story, we will see if we can answer all the questions."</p> <p>Bible Story: The Case of the Unexpected Ending <i>Matthew 27-28; Mark 15-16; Luke 24; John 20-21</i></p> <p><i>Read the Bible Truth story, putting up the storyboard pictures as you tell it. Then, have the children answer the listening assignment. Present the gospel and lead in prayer.</i></p> <p>*Answers to questions; the gospel; and, ACTS prayer are included with the story text.*</p>

2. OPENING CIRCLE TIME, continued

★ = follow the stars for a short & simple lesson plan

<p>Story Response Song(s)</p>	<p>As attention span and time allow, you might want to end with one of the following songs which also tie in with the unit. If desired, use the Music and Movement activity ideas while singing, listed with the Response Activities.</p>
<p>Hymn <i>lyrics and sheet music, Appendix A</i></p>	<p>Brethren, We Have Met to Worship DDD ESV Songs 15, track 15</p> <p>Verse 1 Brethren, we have met to worship, And adore the Lord, our God. Will you pray with all your power, While we try to preach the Word?</p> <p>Tie-in: "Why do God's people go to church? To worship God and love one another! Do you know what brethren are? It's a big word that means "brothers and sisters." God's people are like brothers and sisters in a family...God's family. They meet to worship God and pray and listen to the pastor preach God's Word. They meet together to love one another and care for each other's needs. When they meet together they do things to love one another. And this is why you and I, your parents and all the other people are here at church today!"</p>

<p>Praise Song</p>	<p>Praise Song: Praise the Lord Together DDD ESV Songs 15, track 16</p>
<p><i>lyrics and sheet music, Appendix A</i></p>	<p>Praise the Lord together saying: "Hallelujah, Hallelujah, Hallelujah!" Praise the Lord together saying: "Hallelujah, Hallelujah, Hallelujah!" <i>repeat</i></p> <p>Tie-in: "Why do God's people go to church? To worship God and love one another! God's people meet together to worship God and love one another. They praise God together, they listen to God's Word together and they love each other. Let's sing a song about meeting together to worship God and love one another."</p>

3. TAKING ACTION: Response Activities *(choose from among these activities)*

<p>Transition to Activities</p>	<p>★ Well, Deep Down Detectives, you've done a great job diggin' deep down for answers in the truths of God's Word. Now it's time to enjoy some activities."</p> <p><i>Tell children what activity/s you are providing for them: either free play or some of the response activities listed below. When you are ready to dismiss them, use this song to help the children transition in an orderly fashion to their next activity.</i></p>
<p>Classroom Song, verse 2 <i>lyrics and sheet music, Appendix A</i></p>	<p>"Children, let's sing our Time to Play Song. When we are finished you may get up and walk over to our next activity."</p> <p>Classroom Song, verse 2 DDD ESV Songs 15, track 2</p> <p>We've gathered together to worship God, We've gathered together to worship God, And now it's time to play.</p> <p><i>Dismiss the children to whatever activities you have prepared for them to do.</i></p>

3. TAKING ACTION: Response Activities (choose from among these activities) ★ = short & simple lesson plan

<p>Response Activities</p>	<p>Choose one or more activities appropriate for your children, based on classroom time and developmental needs. Add the Discussion Sheet to any activity for deeper learning. ★</p>
<p>Bible Verse Memory Game</p> <p><i>game directions, Appendix B</i></p>	<p>Though listed with the opening activities, you may choose to use this Bible verse game here instead (or as a repeat).</p> <ul style="list-style-type: none"> Lesson 1 Game: Slap, Clap and Stack Lesson 2 Game: Simon Says How Lesson 3 Game: Roll 'n' Toss <p>Use the Discussion Sheet with this activity for even deeper learning ★</p> <p>Discussion Questions</p>
<p>Music, Movement & Memory Activity</p> <p><i>game directions, Appendix B</i></p>	<p>A music activity that uses the songs from the Bible Truth and Big Question unit.</p> <ul style="list-style-type: none"> DDD Songs for this Bible Truth, plus: Lesson 1 Activity: Block Clappers Lesson 2 Activity: Lullabies, Bells and Lions Lesson 3 Activity: Musical Squares <p>Use the Discussion Sheet with this activity for even deeper learning ★</p> <p>Discussion Questions</p>
<p>Bible Story Review Game</p> <p><i>game directions, Appendix B</i></p>	<p>A game that uses the storyboard pictures from the story to review the story.</p> <ul style="list-style-type: none"> Lesson 1 Game: Pony Express Lesson 2 Game: Who's Inside? Lesson 3 Game: Fix Up the Mix Up <p>Use the Discussion Sheet with this activity for even deeper learning ★</p> <p>Discussion Questions</p>
<p>Coloring Pages/ Take Home Sheets</p> <p><i>in Appendix C</i></p> <p>★</p>	<p>A coloring page related to the lesson assignment question is provided for each lesson. On the back of each are the key concepts, a few questions and a song for parents to use with their children.</p> <p>NOTE: Upgrade your coloring sheet to a more interesting craft by offering simple embellishments, such as jiggly eyes, craft sand, glitter, glitter glue, colored paper dots (made with a hole punch), fabric scraps, etc. Make cut-to-size glued-on clothes, hair, etc for characters by using a copy of the coloring sheet, cutting out the selected portions and making them the patterns for whatever you want to cut out of fabric, paper, foil, etc.</p> <ul style="list-style-type: none"> Lesson 1 Coloring Sheet Emphasis: Bible Truth Lesson 2 Coloring Sheet Emphasis: Bible Verse Lesson 3 Coloring Sheet Emphasis: ACTS Prayer <p>Use the Discussion Sheet with this activity for even deeper learning ★</p> <p>Discussion Questions</p>
<p>Extra Crafts: Big Question Craft</p> <p><i>in Appendix C</i></p> <p>Bible Verse Craft</p> <p><i>in Appendix C</i></p> <p>Bible Story Puzzle</p> <p><i>in Appendix C</i></p>	<p>These crafts are slightly more complex than the coloring/take home sheets:</p> <p>The Bible Concept Go-and-Tell Craft is a craft that summarizes the Bible concept and includes the Bible verse is included for those desiring more than a coloring sheet. This more complex craft will involve gluing, sticking, etc. Can be used at any time.</p> <p>The Bible Story Coloring Sheet provides a tie in between the Bible story and the Bible truth they are learning.</p> <p>The Storyboard Picture Placement Page has been made into a puzzle that can be cut out and re-assembled by the children. This provides a nice summary of the story.</p> <p>Use the Discussion Sheet with these activities for even deeper learning ★</p> <p>Discussion Questions</p>
<p>Free Play Activities ★</p> <p><i>ideas in Appendix D</i></p>	<p>Offer your own or some of the easy-to-make, free play activities suggested in Appendix D.</p>

4. CLOSING CIRCLE TIME *(End-of-session activities for the last 5-10 minutes of class time)*

★ = short & simple lesson plan

<p>Transition to Closing Circle</p> <p>Classroom Song, verse 3</p> <p><i>lyrics and sheet music, Appendix A</i></p>	<p><i>Use this song to help the children transition in an orderly fashion. Start singing this song and ask the children to gather with you for Closing Circle Time.</i></p> <p>Classroom Song, verse 3 <i>DDD ESV Songs 15, track 3</i></p> <p>It's time to get ready to go and tell, It's time to get ready to go and tell, Come gather here with me.</p>
<p>Closing Circle Time</p> <p>Classroom Song, verse 4</p> <p><i>lyrics and sheet music, Appendix A</i></p>	<p><i>When children are settled in the circle, say:</i></p> <p>"It's almost time for your parents to come pick you up. And do you know what that means? It means.... (draw this out to build anticipation and excitement)...that it's almost time to go home and....it's almost time to...Go and Tell! We have learned some big news about God today. God wants us to take and tell it to the whole world!"</p> <p>Classroom Song, verse 4 <i>DDD ESV Songs 15, track 4</i></p> <p>So what's our big news to go and tell, So what's our big news to go and tell, Can you tell me now?</p>
<p>Big News to Tell</p> <p>Big Question 15</p> <p><i>VISUAL AID</i></p> <div style="border: 1px solid black; background-color: #90EE90; padding: 5px; display: inline-block; width: 30px; height: 30px; text-align: center; line-height: 30px;">#1</div> <p><i>*found in DDD Unit 15 Visual Aids, ESV Book</i></p> <p><i>lyrics and sheet music, Appendix A</i></p> <p>Big Question 15, Bible Truth 5</p> <p><i>VISUAL AID</i></p> <div style="border: 1px solid black; background-color: #90EE90; padding: 5px; display: inline-block; width: 30px; height: 30px; text-align: center; line-height: 30px;">#3</div>	<p>"Let's see....there's so much big news to tell! There's so much we've learned!</p> <p>First of all, can you tell me the answer to our Big Question: "Why Do God's People Go to Church?" <i>Hold up the Bible Truth Clue Picture.</i></p> <p>Say the answer with me: "To Worship God and Love One Another!"</p> <p><i>(If desired, you can sing one/both of the Big Question songs.) DDD ESV Songs 15, tracks 12,13</i></p> <p>And what's one way He does this? What did we learn? <i>Point to the picture.</i></p> <p>By Baptizing People Who Trust in and Live for Jesus!</p> <p>"And how do I know this is true? Can you tell me?"</p> <p>Say it with me: "The Bible tells me so!" That's right!</p>
<p>Big Question 15 Bible Truth 5 Bible Verse</p> <p><i>VISUAL AID</i></p> <div style="border: 1px solid black; background-color: #90EE90; padding: 5px; display: inline-block; width: 30px; height: 30px; text-align: center; line-height: 30px;">#4</div> <p><i>*found in the DDD Unit 15 Visual Aids, ESV Book</i></p> <p><i>lyrics and sheet music, Appendix A</i></p>	<p>We learned: Acts 2:38, ESV</p> <p>"Repent and be baptized every one of you in the name of Jesus Christ for the forgiveness of your sins."</p> <p>Learn a Little: "Repent and be baptized in the name of Jesus Christ."</p> <p>What a wonderful gift God has given us in Jesus! Through Him, we can be forgiven our sins and can become God's people forever. What do we have to do to receive this gift? Repent of our sins (that is, turning away from wanting to disobey God and live for Him instead) and trust in Jesus as our Savior. God promises to save all who come to Him like this! And what happens when someone does this? God hears his prayers and forgives him. God puts His Holy Spirit in their heart and they begin a whole new life with God. God wants all who repent and believe in Jesus to be baptized as a special sign to everyone of what has happened inside their heart. Their old way of living is gone. They are forgiven! They are saved! And now they belong to God and live for Him! Have you ever been to a baptism? We can become one of God's people, too, when we turn away from our sins and trust in Jesus as our Savior. <i>(If desired, you can sing the Bible verse song.) DDD ESV Songs 15, track 46</i></p>

4. CLOSING CIRCLE TIME, continued

<p>Closing ACTS Prayer Time</p> <p>ACTS Prayer Chant</p> <p><i>lyrics and sheet music, Appendix A</i></p>	<p><i>Let's ask God to help us to remember this and even tell others this good news. Let's get ready and pray our ACTS prayer.</i></p> <p><i>And what does ACTS mean? Let's sing/say our ACTS Prayer Chant!</i></p> <p>ACTS Prayer Chant Song <i>DDDESV Songs 15, tracks 10,11</i></p> <p>A, Adoration, God, we praise You! C, Confession, Forgive us our sins. T, Thanksgiving, Thank You for Jesus, S, Supplication, Help us to live like Him.</p> <p style="text-align: right;">That's the ACTS prayer, my friend, Bow your head, Close your eyes, Shhh, Let's begin.</p>
<p>Closing ACTS Prayer</p>	<p>"Let's pray!"</p> <p><i>Lead the children in the ACTS prayer for this Bible Truth.</i></p> <p>A We praise You, God, for saving Your people, the Church, through Jesus. He is why we can become Your people.</p> <p>C God, we know that we can never become Your people on our own. We have all turned away from You and Your good ways. We need a Savior!</p> <p>T God, thank You for providing the way for us to become Your people through Jesus. Thank You for giving a new life to all who turn away from their sins and trust in Him. Thank You for giving us baptism to help us remember the new way of life You give to all who do this.</p> <p>S God, work in our hearts. Help us to turn away from our sins and trust in Jesus as our Savior. Help us to one day be able to stand before God's people and tell the story of how You saved us. Help us to trust our leaders to know when we are ready to be baptized and when we need to still wait and grow. In Jesus' name we pray, Amen.</p>
<p>5. TAKING IT HOME <i>(Take Home Sheet)</i></p>	
<p>Clean up and Dismissal</p>	<p>"Now it's time to work together and clean up." <i>Have the children join you in cleaning up the room.</i></p>
<p>Coloring Pages/ Take Home Sheets</p> <p><i>in Appendix C</i></p>	<p><i>Give out the craft/take home sheet and any other papers from the session, as you dismiss children from class.</i></p> <p><i>(Reminder: The back side of the coloring page is the take home sheet for each lesson.)</i></p>
<p>Bible Story to Take-Home</p> <p><i>in Appendix C</i></p>	<p>You may also want to include a copy of the story along with the take home sheet. (However, each coloring sheet/take home sheet includes a note to parents telling where they can download the story from the Parent Resources section on the website.)</p>

The Case of the Up and Down Sign*Matthew 28; Acts 1-2, 8:35-36, 10:47, 16:14-15,31-34***Story-telling Tips**

Ahead of time:

1. Read the Bible verses and story. Pray!
2. Choose story action cues and prepare storyboard figures/Story Scenes, if using. (In Visual Aids book)
3. Practice telling story with the storyboard figures/Story Scenes, timing your presentation. Shorten, if necessary.

During your presentation:

1. Maintain as much eye contact as possible as you tell the story.
2. Put up storyboard figures/add story action cues/hold up Story Scenes as you tell the story. Allow the children to help you put them on the board, if desired.
3. Include the children in your story with a few questions about what they think will happen or words/concepts that might be new to them.
4. Watch the kids for signs that their attention span has been reached. Shorten, if necessary.

INTRODUCTION/ LISTENING ASSIGNMENTS

“Our story is called: The Case of the Up and Down Sign. Here is your listening assignment.” Read from Detective Dan’s Listening Assignment signs, but questions are summarized below:

Detective Dan’s Lesson #1 Listening Assignment:

I need to find out:

1. **What did Jesus tell new believers to do as a sign of their new life in God?**
2. **Why did they go up and down in the water when they did the special sign?**

Detective Dan’s Lesson #2 Listening Assignment:**Our Bible Verse is Acts 2:38, ESV**

“Repent and be baptized every one of you in the name of Jesus Christ for the forgiveness of your sins.”

I need to find out:

1. **Who repented of their sins? How did their lives look different?**
2. **What did they do as a sign that their lives have changed?**

Detective Dan’s Lesson #3 Listening Assignment:

I found six clues, but only 4 of them are in the story.

They are: a banana, the Holy Spirit living in a heart, a Bible, water, a tree, and listeners.

Hold each of them up for the children to see as you identify them.

I need to figure out:

1. **Which four belong in the story and which two don’t?**
2. **What did the new believers confess to God? How did they ask him to help them live?**

Read the assignment questions, THEN SAY,

“Ok, Deep Down Detectives! Put on your best listening ears and see if you can hear the answers to Detective Dan’s questions. When I finish telling the story, we will see if we can answer all the questions.”

Read the Bible Truth story, answer questions, present the gospel and lead in prayer.

Answers to questions; the gospel; and, ACTS prayer are included with the story text.

The Case of the Up and Down Sign *Matthew 28; Acts 1-2, 8:35-36, 10:47, 16:14-15,31-34*

Story with lines separating paragraphs (text in bold, optional interaction cues in italics)

“Wait, then go!” Jesus told His disciples. “WAIT in Jerusalem until you receive God’s Holy Spirit. He will live in your hearts and will give you the power to do everything God wants you to do,” Jesus told them. “Then, GO! Go into all the world, to all peoples, everywhere. Tell them about Me.” Jesus told His disciples.

“Tell them to turn away from disobeying God and trust in Me as their Savior. Teach them everything I’ve taught you. Baptize these new believers. This tells everyone that they are God’s people and My disciples. They are choosing to turn away from their old life and now live to please God, instead,” Jesus said. “You won’t see me anymore. I’m going to heaven now,” Jesus told His disciples. “But I still will be with you always until I return to earth, at the end of time,” He promised.

And that’s just what happened. Jesus went up, up, up to heaven, and His disciples went back to Jerusalem to wait for the Holy Spirit.

And wait, they did. One day, two days, three days, a week, even nine days! Still no Holy Spirit! Would He ever come? Had Jesus forgotten His promise?

What do you think?

NO, Jesus had not forgotten. YES, the Holy Spirit would come. He was waiting for the perfect time: DAY 10, the Day of Pentecost. Suddenly, “Whoosh,” there was a sound like a great wind in the room. Then, “Sparkle, sparkle,” something that looked like flames of fire appeared over their heads. After this grand announcement, the Holy Spirit came quietly to live in the hearts of all the believers who gathered together that day.

The Holy Spirit might have come quietly, but He came powerfully, too! He gave the believers strength and courage and wisdom to do everything God wanted them to do.

The believers had waited. The Holy Spirit had come. Now what it was time to do? Can you remember what Jesus told them to do?

Can you remember?

Now it was time to GO!

But, go WHERE?

Can you remember?

Story with lines separating paragraphs (text in bold, optional interaction cues in italics)

Jesus told them to go to the whole world. And WHAT were they to take to the whole world? Can you tell me what their special message was?

Can you tell me?

The good news of JESUS!

So, that's what they did, starting right there in Jerusalem. "Jesus is God's Son, come to save sinners from the punishment they deserve from God," Peter told a huge crowd in Jerusalem. "Turn away from disobeying God! Trust in Jesus as your Savior!" he urged them. "Be baptized as a sign that God has forgiven you and you are living a new life for Him."

The Holy Spirit helped Peter tell the good news of Jesus that day. The Spirit worked in the hearts of the listeners, too. Many people heard and believed. The Bible tells us about 3000 of them became God's people that one day! How wonderful!

When someone becomes one of God's people, God works BIG changes in them. There's a change of heart on the INSIDE, and a change of life on the OUTSIDE. They are like brand-new people. Jesus gave God's people a special sign as a picture of this new beginning. Can you remember what it is?

Can you remember?

It's baptism. One by one, Peter led these new believers into the water to be baptized. "I baptize you in the name of God, the Father, Jesus, the Son of God, and God, the Holy Spirit," he told each person. Then, Peter carefully lowered each down into the water. Down they went, as a picture of their old life gone and their sins forgiven, taken away by Jesus when He died on the cross and was buried in a grave. Then a moment later, Peter lifted them back up out of the water. Up they came, as a picture of their new life for God begun. A new life given to them by Jesus, who rose from the dead. He had beaten sin and death for them. Now, they would get to live forever with God!

Baptism was a big step for these believers. No, it didn't save them from their sins, or make them God's people. God saves all who turn away from their sins and trust in Jesus as their Savior, whether they are baptized or not. But, baptism WAS a very BIG sign. It told everyone: "They will show you what Jesus is like and how God wants us to live, loving Him and loving one another!"

And others certainly did watch these new believers and all these baptisms. Enemies watched and were angry. But many others watched, and when they saw the changed lives of these new believers, they wanted to hear about Jesus, too.

Baptism was a sign of another very happy gift from God: the gift of a new family. God had made these new believers a part of His family, the Church. Now, they were God's children, and all the other believers were their new, adopted brothers and sisters through Jesus. They gathered all together, listening to preaching from God's Word and learning how to live as God's people. They praised God and cared for each other's needs. Oh, how the Church in Jerusalem was growing and enjoying new life in Jesus!

But Jerusalem was just the beginning of the "Go" Jesus had given them. Where else did Jesus tell them to go and make disciples?

Can you tell me?

To the WHOLE WORLD! So, away they went!

Story with lines separating paragraphs (text in bold, optional interaction cues in italics)

Philip went to the land of Samaria, just outside of Israel. The Holy Spirit helped him tell them the good news of Jesus: "Jesus is God's Son, come to save sinners from the punishment they deserve from God," Philip told the people of Samaria. "Turn away from disobeying God! Trust in Jesus as your Savior! Be baptized as a sign that God has forgiven you and you are living a new life for Him," he urged them.

The Holy Spirit helped Philip tell the good news of Jesus that day, and He worked in the hearts of the listeners, too. Many turned away from their sins, trusted in Jesus as their Savior and were baptized.

Philip gathered them together into a new, little church of believers. They listened to Philip preach God's Word, and they learned how to live as God's people. They praised God together and cared for each other's needs. Oh, how the Church in Samaria was growing and enjoying new life in Jesus!

But Samaria wasn't the ends of the earth. It was only the land next door to Israel. There were many more people, in many other places, who needed to hear the good news of Jesus, too.

So, away went Paul and Barnabas, Timothy and Titus, over the mountains and across the sea, to tell these people. "Jesus is God's Son, come to save sinners from the punishment they deserve from God," they told all who would listen. "Turn away from disobeying God! Trust in Jesus as your Savior! Be baptized as a sign that God has forgiven you and you are living a new life for Him," they urged everyone.

The Holy Spirit helped these men tell the good news of Jesus, and who else was He helping at the same time?

Can you guess?

The Holy Spirit was helping the people listening, too. He gave them the gift of faith to hear and believe.

They turned away from their sins, trusted in Jesus as their Savior, and THEN what did they do?

Can you tell me?

They were baptized! Then, Paul and Barnabas, Timothy and Titus gathered together these new believers into little churches. The believers listened to these pastors preach God's Word, and they learned how to live as God's people. They praised God together and cared for each other's needs. Oh, how the church in these faraway places was growing and enjoying new life in Jesus!

Many years have passed since Jesus sent out those first Christians to share the gospel with the world. But sadly, there are still so many people, in so many places, who have never about Jesus.

And that's why Christians today are still obeying Jesus' command to go. That's why they are still telling people to turn away from disobeying God and to trust in Jesus as their Savior. And, they are still baptizing all who do, as a sign that they have been forgiven by God and are living a new life for Him.

And Christians will keep on going, and telling, and baptizing new believers until the Church has finished growing and Jesus comes back. Then, at last, all of God's people will be gathered all together, as one, big family, to live with God forever. What a wonderful day that will be!

Cracking the Case: (story wrap-up for Listening Assignments)

It's time to see how we did with our Listening Assignment.

Detective Dan's Lesson 1 Listening Assignment:

1. What did Jesus tell new believers to do as a sign of their new life in God? To be baptized.

2. Why did they go up and down in the water when they did the special sign? They went down in the water to remember that their sins had been buried down in the grave with Jesus. They went up, out of the water to remember that God had forgiven their sins and was giving them new life with Jesus who rose up from the dead. Jesus had beaten sin and death for them!

For You and Me:

When we turn away from our sins and trust in Jesus as our Savior, a day will come when we, too, will be baptized. It will be a wonderful day of showing that we are turning from our old life of living for ourselves and have begun a new life of living for God, by the help of His Holy Spirit.

Detective Dan's Lesson 2 Listening Assignment:**Our Bible Verse is Acts 2:38, ESV**

"Repent and be baptized every one of you in the name of Jesus Christ for the forgiveness of your sins."

1. Who repented of their sins? How did their lives look different? The new believers repented of their sins and trusted in Jesus as their Savior. The Holy Spirit lived inside of them. He helped them to love God and live for Him, instead of living their old way.

2. What did they do as a sign that their lives had changed? They were baptized so the world could know they were choosing to live as followers of Jesus.

For You and Me:

When we turn away from our sins and trust in Jesus as our Savior, a day will come when we, too, will be baptized. It will be a wonderful day of showing that we are turning from our old life of living for ourselves and have begun a new life of living for God, by the help of His Holy Spirit.

Detective Dan's Lesson 3 Listening Assignment:

Our six clues were: a banana, sin in a heart, a Bible, water, a tree, and listeners.

1. Which four belong in our story?

The Holy Spirit living in a heart, the Bible, the water and the listeners belong. The banana and the tree do not.

2.. What did the new believers confess to God? How did they ask Him to help them live? They confess their sins to God. They asked God to help them love Him and live for Him now.

For You and Me:

When we turn away from our sins and trust in Jesus as our Savior, a day will come when we, too, will be baptized. It will be a wonderful day of showing that we are turning from our old life of living for ourselves and have begun a new life of living for God, by the help of His Holy Spirit.

The Gospel (story wrap-up if NOT using Listening Assignments)**Our Bible Truth is:****Why Do God's People Go to Church?****To Worship God and Love One Another...****By Baptizing People Who Trust in and Live for Jesus!**

Why do God's people go to church? To worship God and love one another... by baptizing people who trust and live for Jesus!

It is a very special day when one of God's people is baptized. It's a special time that show to others that they have turned away from their sins and have trusted Jesus as their Savior. Their baptism is a sign to the world that their old way of life is gone. They are living for Jesus now. How do we become God's people? By turning away from our sins and trusting in Jesus as our Savior. He will fill you with His Holy Spirit and you will know Him in your heart. There will come a special day when you get to be baptized and share with the church the story of how God worked in your life and saved you! But even better than that day, will be the day when you leave this life behind and go to live with God forever! That will be best of all! God can help you do this, too! Ask Him to help you! He loves to answer this prayer.

Close in prayer.

Closing ACTS Prayer

- A** We praise You, God, for saving Your people, the Church, through Jesus. He is why we can become Your people.
- C** God, we know that we can never become Your people on our own. We have all turned away from You and Your good ways. We need a Savior!
- T** God, thank You for providing the way for us to become Your people through Jesus. Thank You for giving a new life to all who turn away from their sins and trust in Him. Thank You for giving us baptism to help us remember the new way of life You give to all who do this.
- S** God, work in our hearts. Help us to turn away from our sins and trust in Jesus as our Savior. Help us to one day be able to stand before God's people and tell the story of how You saved us. Help us to trust our leaders to know when we are ready to be baptized and when we need to still wait and grow.

In Jesus' name we pray, Amen.

Go to Lesson Plan, p.9 for the script to the rest of the lesson.

Deep Down Discussion Sheet

use with all THREE lessons

Use with all response activities for deeper learning



P.1

Questions to aid discussion of the key concepts and for use in games

Be familiar with these questions and answers. Look for opportunities to ask questions and discuss their answers, such as while the children work on their coloring pages, as part of their response games, or during play time. Remember: your goal isn't to ask all these questions or only talk to the children about these things. It's to be deliberate in having good conversations with them, however much or little you have.

BIG QUESTION

Why Do God's People Go to Church? To Worship God and Love One Another!

Meaning

A church is God's people gathering together. Some churches meet in special buildings. Some churches meet in homes. Some meet outside. No matter where they meet, when God's people gather together, they are a church. When God's people gather together as a church, they worship God. They worship Him for being the one, true God who is not like anyone else. They worship Him for saving them through Jesus. They sing songs and pray to God. They listen to the Bible and learn how to obey it. God's people also gather together to love one another. They talk with each other, and take care of each other, and pray for each other. The Bible tells us that God's people are to meet together often. It tells us that when they gather together, Jesus will be there with them in a special way. We can be God's people when we turn away from our sins and trust in Jesus as our Savior. Then, we will gather together with God's people to worship God and love one another, too!

Discussion Questions

1. Why do God's people go to church? *To worship God and love one another.*
2. What is the name of God's people meeting together? *A church.*
3. Where do churches meet? *Sometimes in buildings, sometimes in homes, sometimes outside.*
4. Who do God's people worship when they meet together? *God.*
5. What kinds of things do they worship about God? *He is the one, true God. He is their Savior.*
6. What kinds of things do they do when they meet together? *Sing and pray; listen to the Bible and learn how to obey it; love each other.*
7. Who promises to be with God's people in a special way when they gather together? *Jesus.*

BIBLE TRUTH

To Worship God and Love One Another... By Baptizing People Who Trust in and Live for Jesus!

Meaning

Jesus told His disciples to baptize everyone who turns away from their sins and trusts in Him as their Savior. Baptism is a picture of the new life that begins when someone becomes a Christian. God has forgiven their sins and made them His people. God has filled their hearts with His Holy Spirit and made it new. They are leaving their old life behind and beginning a new life of living for Jesus.

Not just anyone gets baptized. Baptism is a big deal. The godly leaders at church want to make sure that the person being baptized really understands the good news of Jesus and what it means to live as one of God's people. Sometimes a person is ready to be baptized very soon. But sometimes, the leaders think it's best if the person has more time to make sure that they really understand the good news of Jesus and are ready to live it out. It may not feel good to be told to wait, but the leaders want to do what's best for this person and what's best for the church.

On baptism day, God's people gather together to watch, pray and celebrate. The person being baptized stands up and shares the story of how he came to trust in Jesus as his Savior. He tells of his desire to live God's way and to gather together with God's people. Then at last, it's baptism time! The new believer wades into the water with one of the pastors. The pastor holds onto the person as they lean back into the water for a few seconds. This is to remember that Jesus died and was buried for their sins. It's a picture that their old life of disobeying God is over. That life died with Jesus. Then, the pastor helps him/her come up out of the water. This reminds them that Jesus rose from the dead for them. He completely paid God's punishment for the sins. He has forgiven them once and for all. With God's help, they are beginning a new life of knowing, loving and obeying God. Often, everyone claps and cheers as the new believer comes up out of the water. They are so happy that someone else is telling the world that they are one of God's people and want to live for Him forever.

Discussion Questions

choose a few

1. Who did Jesus tell His disciples to baptize? *All who turn away from their sins and trust in Jesus as their Savior.*
2. What is baptism a picture of? *The new life that begins when someone becomes a Christian.*
3. What is going down in the water a picture of? *Remembering that Jesus died and was buried for their sins; and, that their old life of disobeying God is over.*
4. What is coming up out of the water a picture of? *Remembering that Jesus rose from the dead and beat death for them; and, that their new life as one of God's people has begun.*
5. Why do God's people like baptisms? *They get to hear the story how someone began a Christian; and, because they are happy that someone else has become one of God's people.*
6. What story do God's people tell before they are baptized? *They tell the story of how they heard the good news of Jesus and were saved.*
7. Why are some people asked to wait before they are baptized? *To give them more time to understand what it means to be a Christian and to make sure they are really ready to live for God. It is a very big deal to be baptized.*
8. How can we become God's people? *By turning away from our sins and trusting in Jesus as our Savior.*

Deep Down Discussion Sheet

use with all THREE lessons

P.2

Questions to aid discussion of the key concepts and for use in games

THE GOSPEL

What is God's good news for you and me? *The gospel! Why do God's people go to church? To worship God and love one another... by baptizing people who trust and live for Jesus! Baptism is a sign Jesus gave us to show that we have turned away from our sins and trusted in Him as our Savior. It's a sign that we now live our whole life to love God and live for Him. Why do we need a sign like that? Because all of us have chosen to disobey God and His good laws. We all deserve His punishment, not to be His people. We need Him to forgive us and change us, if we are ever to be His people and live for Him. What did God do so we can be forgiven and change? He sent His Son, Jesus, to be our Savior. Jesus came to earth and lived a perfect life. On the cross, He chose to suffer and die, giving up His life as the full payment for sins. On the third day, Jesus rose up from the grave. He had done it! He had beaten sin and death for God's people! Now, all who turn away from their sins and trust in Jesus as their Savior receive God's forgiveness. If you turn away from your sins and trust in Jesus as your Savior, God will make you one of His dearly-loved people! He will fill you with His Holy Spirit and you will know Him in your heart. There will come a special day when you get to be baptized and share with the church the story of how God worked in your life and saved you! But even better than that day, will be the day when you leave this life behind and go to live with God forever! That will be best of all! God can help you do this, too! Ask Him to help you! He loves to answer this prayer.*

**BIBLE TRUTH
BIBLE VERSE**

"Repent and be baptized every one of you in the name of Jesus Christ for the forgiveness of your sins."
-- Acts 2:38, ESV

Meaning

Learn a Little: "Repent and be baptized in the name of Jesus Christ."
What a wonderful gift God has given us in Jesus! Through Him, we can be forgiven our sins and can become God's people forever. What do we have to do to receive this gift? Repent of our sins (that is, turning away from wanting to disobey God and live for Him instead) and trust in Jesus as our Savior. God promises to save all who come to Him like this! And what happens when someone does this? God hears his prayers and forgives him. God puts His Holy Spirit in their heart and they begin a whole new life with God. God wants all who repent and believe in Jesus to be baptized as a special sign to everyone of what has happened inside their heart. Their old way of living is gone. They are forgiven! They are saved! And now they belong to God and live for Him! Have you ever been to a baptism? We can become one of God's people, too, when we turn away from our sins and trust in Jesus as our Savior.

**Discussion
Questions**

choose a few

1. What does "repent" mean? *It means to turn away from your sins.*
2. Who do God's people trust in as their Savior? *Jesus.*
3. What does God do when repent of our sins and trust in Jesus as our Savior? *He forgives our sins and makes us His people.*
4. What did Jesus want God's people to do to show everyone that they were beginning to live a new life for God? *To be baptized.*
5. What happens when someone is baptized? *They stand up before the church and tell how they turned from their sins and trusted in Jesus as their Savior. They promise to live a new life for God. They go down in the water with the pastor. He gently puts them in the water, then brings them back up. It is a sign that their old life is gone. Now they are living a new life for God.*
6. How can we become one of God's people? *By turning away from our sins and trusting in Jesus as our Savior.*

BIBLE STORY

**Discussion
Questions**

choose a few

The Case of the Up and Down Sign

1. What did Jesus tell his disciples to do before He went up to heaven? *To wait, then go.*
2. What were they supposed to wait for? *For the Holy Spirit to come and live inside their hearts. He would give them the power and wisdom and courage to do everything Jesus told them to do.*
3. Where were they supposed to go? *To all parts of the world, telling people the good news of Jesus and teaching them how to live as God's people. They were to baptize the people who did this, showing that they had turned away from their old life and had begun a new life as God's dearly loved people.*
4. Who did they baptize? *Those who had turned away from their sins and trusted in Jesus as their Savior.*
5. What new life did the believers promise to live with the help of God's Holy Spirit? *A life lived out for God.*
6. Where did the disciples go? *They started in their own city, Jerusalem; then, they went to the land of their enemies who lived next to them; then, they went to other faraway places. Everywhere they went, they told the good news of Jesus, taught people how to live as God's people and baptized all who turned away from their sins and trusted in Jesus as their Savior.*
7. How can we become God's people? *By turning away from our sins and trusting in Jesus as our Savior. And if we do, there will come a special day when we are baptized, too!*

DEEP DOWN DETECTIVES

**Curriculum Resources
for Unit 15, Bible Truth 6:**



**Why Do God's People Go to Church?
To Worship God and
Love One Another...**

**By Remembering Jesus Died
to Save Them!**

Session Prep (especially good for newbies!)

Pray!



Pray for the Holy Spirit to be at work in your and the children's hearts.

Review



If new to the curriculum, look at the **Getting Started with Deep Down Detectives section of the Core Curriculum book.** (p.5) It will be especially helpful to read through the Deep Down Detectives section of **The Praise Factory Tour: Extended Version Book.** This is a visual way to understand what goes on in the classroom. (A pdf of the book is found in the samples section on the website.)

Look through and Learn the Lesson



Read over **lesson plan.** Practice any **songs or action rhymes** you are using. Choose/make up motions to go with these. Choose less with younger children and more with older preschoolers. **Practice the lesson with the visual aids** and using the Big Question Box/Briefcase.

Read and Rehearse the Bible Story with Pictures



Read the Bible story from the Bible. Read the curriculum version. Practice telling it with the storyboard pictures. (If you have not previously laminated the story pictures, do that now.) Or, rehearse it from the Simple Story Scenes, if you are using those.

Let There Be Music



Download the music and listen to the songs. Choose which of the songs you will use with the children. If using live musicians, make sure they have the sheet music (Appendix A, Core Curriculum book).

Put the Props in Place



1. Prepare your Visual Aids. Put the Big Question, Unit Bible Truths, Bible Truth, Bible Verse, and Listening Assignment signs, as well as the Bible Story script in one side of the Bible folder.
2. Get out your storyboard. If using Simple Story Scenes, put these in your Bible Folder. Or, if using the individual storyboard figures, put all background pictures in place (they have a BG by the number). Put the rest of the storyboard pictures (these have a SB by the number) in order of use in the other side of the Bible folder.
3. Put the DDD Bible Folder as well as the Big Question sign in the Big Question Box/Briefcase and shut it. If your box/briefcase has locks and you want to use the unlocking the box as part of your session, lock it now....but make sure you have the key or know the code first.
4. Prepare the music CD or sheet music or mp3 device for use in your session.

Set Out Free Play Activities



Choose and set up free time activities you will use with the children. Choose a variety of different activities that will be enjoyed by different types of children. Rotate the activities you provide to keep them interesting and fresh to your children. (Suggestions in Appendix D, Core Curriculum books.)

Prepare Any Activities



Choose which (if any) of the Bible Truth games and crafts activities you want to use in the session. Bear in mind your time frame as well as the developmental abilities and attention span of your children as you decide which/how many to prepare. **Look over the Discussion Sheet** and choose a few questions you might use to spark discussion with the children as they do their activities (especially good for ages 3's+). Pray for God to give you opportunities to talk about these things with the children.

Let Them Take It with Them



Make copies of the craft/take home sheets, if you are not already using them as one of your activities. You may also want to make copies of the story (see take-home version of each story included in Appendix C with the other take home resources) to have for parents to use with their children at home. There's a link on each craft/take home sheet to the story, if you don't make hard copies.

Store It



After your session is over, collect the resources and store them for future use. This curriculum can be used over and over for years to come.

Unit 15: God's People Gather Together

UNIT OVERVIEW

A church is God's people gathering together. Some churches meet in special buildings. Some churches meet in homes. Some meet outside. No matter where they meet, when God's people gather together, they are a church. When God's people gather together as a church, they worship God. They worship Him for being the one, true God who is not like anyone else. They worship Him for saving them through Jesus. They sing songs and pray to God. They listen to the Bible and learn how to obey it. God's people also gather together to love one another. They talk with each other, and take care of each other, and pray for each other. The Bible tells us that God's people are to meet together often. It tells us that when they gather together, Jesus will be there with them in a special way. We can be God's people when we turn away from our sins and trust in Jesus as our Savior. Then, we will gather together with God's people to worship God and love one another, too!

UNIT BIBLE VERSE: Hebrews 10:24-25, ESV

"And let us consider how to stir up one another to love and good works, not neglecting to meet together."

BIG QUESTION UNDER INVESTIGATION: Why Do God's People Go to Church?

ANSWER: To Worship God and Love One Another!

OPTIONAL Big Question 15 INTRODUCTION LESSON (Use Hide 'n' Seek Kids Unit 15 Material)

Story: The Case of the People Who Loved a Lot *Acts*
Bible Verse: Hebrews 10:24-25, ESV

BIBLE TRUTH 1: By Praising God for Jesus' Win over Death (3 Lessons Available)

Story: The Case of the Third Day Yay
Exodus 16,20; Luke 22-24; Acts 20:7; 1 Corinthians 16:2
Bible Verse: 1 Peter 1:3, HCSB

BIBLE TRUTH 2: By Learning from God's Word, the Bible (3 Lessons Available)

The Case of the Faithful Leader" *Acts 16:1; 1 & 2 Timothy*
Bible Verse: 1 Timothy 4:13, ESV

BIBLE TRUTH 3: By Caring for Each Other's Needs

(3 Lessons Available)

Story: The Case of the Copycats *John 13-15, 18-20; Acts*
Bible Verse: John 13:34-35, ESV

BIBLE TRUTH 4: By Telling What God Has Done and Praying (3 Lessons Available)

Story: The Case of the Amazing Answer *Acts 12:1-18*
Bible Verse: Ephesians 6:18, NIV 1984

BIBLE TRUTH 5: By Baptizing People Who Trust in and Live for Jesus (3 Lessons Available)

Story: The Case of the Up and Down Sign *Matthew 28; Acts 1-2, 8:35-36, 10:47, 16:14-15,31-34*
Bible Verse: Acts 2:38-39, ESV

➔ BIBLE TRUTH 6: By Remembering Jesus Died to Save Them (3 Lessons Available)

Story: The Case of the Remembered Rescue *Exodus 12; Luke 22; Isaiah 25:6-9*
Bible Verse: Luke 22:19,20, ESV

Deep Down Detectives ESV Songs 15 Track Numbers

This is a listing of all songs mentioned in the unit curriculum. You may or may not choose to use all of the songs. They are listed in easy-reference order--NOT in the order used in the curriculum. You may choose to simply burn a CD/load them onto an mp3 device in this order. Or, you may want to do what we do: choose the songs we want to use and create a play list of them in that order. Then, we burn a CD/upload the play list onto an mp3 device. A teacher only has to click forward to the next song, instead of hunting for the right track. The track number have been included as part of the title of each song, teachers will still have a reference to the track number listed in the curriculum (same as those listed below), even if you change the order on your customized play list.

SONGS USED EVERY UNIT OF THE CURRICULUM

- 1 The Classroom Song v.1
- 2 The Classroom Song v.2
- 3 The Classroom Song v.3
- 4 The Classroom Song v.4
- 5 Deep Down Detectives Theme Song
- 6 The Classroom Rules Song
- 7 Let's Pray Song
- 8 The Big Question Box Song
- 9 The Bible Chant Song
- 10 ACTS Prayer Song (Short Version)
- 11 ACTS Prayer Song (Full Version)

listen to or download songs for free at <https://praisefactory.org:Deep Down Detectives Music page>

Why the Extra Songs?

Deep Down Detectives is a curriculum used by a wide age-span of kids. Sometimes one of the other songs is a better fit for your kids. Or, you may simply want to teach them more songs on the same Bible Truth. Use as many or as few as you want.

UNIT 15: GOD'S PEOPLE GATHER TOGETHER

- 12 Big Q & A 15 Song
- 13 Big Question 15 Song: Why Do God's People Go to Church?
- 14 Big Question 15 Bible Verse Song: Stir Up Hebrews 10:24-25, ESV
- 15 Big Question 15 Hymn: Brethren, We Have Met to Worship, v.1
- 16 Big Question 15 Praise Song: Praise the Lord Together

Why Do God's People Go to Church? To Worship God and Love One Another...

Bible Truth 1: By Praising God for Jesus' Win over Death

- 17 Bible Verse: He Has Given Us a New Birth 1 Peter 1:3, HCSB
- 18 Extra Bible Verse: Shout with Joy to God Psalm 66:1-3,5,9,16, ESV
- 19 Extra Bible Verse: Make a Joyful Noise Psalm 100:1-6 ESV
- 20 Extra Bible Verse: Noise, Noise, Noise Psalm 100:1-4, ESV (other version)
- 21 Extra Bible Verse: The Time Is Fulfilled Mark 1:15, ESV
- 22 Extra Bible Verse: The Time Mark 1:15, ESV (other version)
- 23 Extra Bible Verse: How Beautiful Romans 10:13-15, ESV
- 24 Extra Bible Verse: Be My Witnesses Acts 1:8, ESV
- 25 Extra Bible Verse: All the Nations You Have Made Psalm 86:9, ESV
- 26 Extra Bible Verse: Behold a Great Multitude Revelation 7:9-10, ESV

Bible Truth 2: By Learning from God's Word, the Bible

- 27 Bible Verse: Devote Yourself 1 Timothy 4:13, ESV
- 28 Extra Bible Verse: An Overseer Must Be Titus 1:6-9, ESV
- 29 Extra Bible Verse: Open My Eyes Psalm 119:18,72-73, ESV
- 30 Extra Bible Verse: I Have Stored Up Your Word Psalm 119:11,15-16, ESV
- 31 Extra Bible Verse: If Anyone Loves Me John 14:23, ESV

Bible Truth 3: By Caring for Each Other's Needs

- 32 Bible Verse: A New Commandment John 13:34-35, ESV
- 33 Extra Bible Verse: There Are Different Kinds of Gifts 1 Corinthians 12:4,12,27, NIV 1984
- 34 Extra Bible Verse: As Each Has Received a Gift 1 Peter 4:10-11, ESV
- 35 Extra Bible Verse: Gift, Gift, Gift 1 Peter 4:10-11, ESV (other version)
- 36 Extra Bible Verse: Encourage One Another 1 Thessalonians 5:11,13-15, ESV
- 37 Extra Bible Verse: Build One Another Up 1 Thessalonians 5:11,13-15, ESV
- 38 Extra Bible Verse: Let Us Hold Fast Hebrew 10:23-25, ESV
- 39 Extra Bible Verse: On the First Day of Every Week 1 Corinthians 16:2, HCSB
- 40 Extra Bible Verse: An Overseer Must Be Titus 1:6-9, ESV
- 41 Extra Bible Verse: Love 1 Corinthians 13:4-8,13, ESV
- 42 Extra Bible Verse: Love Is Patient 1 Corinthians 13:4-8, ESV

Bible Truth 4: By Telling What God Has Done and Praying

- 43 Bible Verse: Pray, Pray, Pray Ephesians 6:18, HCSB
- 44 Extra Bible Verse: Take Up the Whole Armor Ephesians 6:13,16-18, ESV
- 45 Extra Bible Verse: Help Us 2 Corinthians 1:13, ESV

Bible Truth 5: By Baptizing People Who Trust in and Live for Jesus

- 46 Bible Verse: Repent, Repent and Be Baptized Acts 2:38-39, ESV
- 47 Extra Bible Verse: The Time Is Fulfilled Mark 1:15, ESV
- 48 Extra Bible Verse: The Time Mark 1:15, ESV (other version)

Bible Truth 6: By Remembering Jesus Died to Save Them

- 49 Bible Verse: This Is My Body Luke 22:19,20, ESV
- 50 Extra Bible Verse: He Took Bread Luke 22:19,20, HCSB

Big Question 15, Bible Truth 6 Overview: Key Concepts

p.1

Unit 15: God's People Gather Together**Unit Big Question (and Answer):** Why Do God's People Go to Church?

To Worship God and Love One Another!

Unit Bible Verse: "And let us consider how to stir up one another to love and good works, not neglecting to meet together." Hebrews 10:24-25, ESV**Bible Truth 6 Concept: To Worship God and Love One Another... By Remembering Jesus Died to Save Them!**

When God's people gather together, they remember how Jesus died to save them. They do this with a special meal called "the Lord's Supper." It's called this because Jesus shared it with His own special followers on the night before He died on the cross.

There are only two, little pieces of food eaten at the Lord's Supper: a little piece of bread and a little grape juice or wine. That's because it's not really about eating a whole, big meal. It's about remembering what Jesus did for God's people when He died on the cross.

The bread stands for Jesus' body, that He offered up for the sins of God's people. He took in His body, the punishment they deserved from God for their sins. He did this so they would never have to know that punishment themselves.

The grape juice or wine stands for Jesus' blood shed when He died on the cross. Blood was a part of every big, covenant promise. It reminded everyone that this promise must be kept, no matter what. Jesus said the juice/ wine was to remind God's people of His blood given to make a new covenant/forever promise with God. It meant that no matter what, His payment for their sins was enough. They would always be forgiven. They would always be God's people, having special closeness with Him now. And one day, living with Him forever.

When God's people take the Lord's Supper, it is a very special time. People are usually very quiet. Many think about the ways they have disobeyed God and ask for His forgiveness. Many thank God for sending Jesus to save them. Jesus told God's people that they were to keep on celebrating this special meal until He comes back at the end of time. Only God's people who repent of their sins, trust in Jesus as their Savior, and are baptized should take the Lord's Supper. We can become God's people, too, when we repent of our sins and trust in Jesus as our Savior.

Bible Truth 6 Bible Verse: Luke 22:19,20, ESV

"This is my body, which is given for you. Do this in remembrance of me." And likewise the cup after they had eaten, saying, "This cup that is poured out for you is the new covenant in my blood."

Learn a Little: "This is my body, which is given for you. Do this in remembrance of me."**Meaning**

When God's people gather together at church, they remember how Jesus died on the cross to save them. They remember that He let His body be hurt and His blood be spilled out as He suffered and died for their sins. How do they do this? The way Jesus told His disciples to: with a special little meal of bread and wine or grape juice. The bread is eaten as a way to remember how His body was broken on the cross for their sins. The wine or grape juice is drunk as a way to remember that it was His blood that paid for their sins so they could be forgiven by God. God's people have this special meal often, just like Jesus told them to. How thankful they are for Jesus and all He did for them!

We can become God's people when we turn away from our sins and trust in Jesus as our Savior.

Big Question 15, Bible Truth 6 Overview: Key Concepts

p.2

Bible Truth 6 ACTS Prayer

- A** We praise You, God, for being the Savior of Your people, the Church.
- C** God, this special meal reminds us of what Jesus did to save sinners like us. We know that we have all chosen to live life our own way. We have all chosen not to love You or obey Your good ways. We need a Savior! You are our only hope.
- T** God, thank You for sending Jesus to be our Savior. Thank You for His body, given to pay for the sins of all who trust in Him as their Savior. Thank You for His blood, given as the promise that those who turn away from their sins and trust in Jesus are Your people forever.
- S** God, work in our hearts. Help us to turn away from our sins and trust in Jesus as our Savior. Make us Your people. Use this special meal to remind us of what Jesus has done.

In Jesus' name we pray, Amen.

Bible Truth 6 Story

The Case of the Remembered Rescue *Exodus 12; Luke 22; Isaiah 25:6-9*

Songs Used in Bible Truth 6

Big Q & A 15 Song

Big Question 15 Song: Why Do God's People Go to Church?

Big Question 15 Bible Verse Song: Stir Up Hebrews 10:24-25, ESV

Big Question 15 Hymn: Brethren, We Have Met to Worship, v.1

Big Question 15 Praise Song: Praise the Lord Together



Bible Truth 6 Bible Verse: This Is My Body Luke 22:19,20, ESV

Bible Truth 6 Extra Bible Verse: He Took Bread Luke 22:19,20, HCSB

listen to or download songs for free at <https://praisefactory.org>: Deep Down Detectives Music page

1. GETTING STARTED

 = follow the stars for a short & simple lesson plan

<p>Intake Activity Ideas</p>	<p>Choose one of these open-ended activities to include children as they join the class:</p>														
<p>Free Play Time <i>suggestions in Appendix D</i></p>	<p> Offer your own or some of the easy-to-make, free play activities suggested in Appendix D.</p>														
<p>OR Sing-along Music Time <i>lyrics and sheet music, Appendix A</i> <i>listen to or download songs for free at https://praisefactory.org:Deep Down Detectives Music page</i></p>	<p>Music from Deep Down Detectives (DDD) ESV Songs 15:</p> <table border="0"> <tr> <td>Big Q & A 15 Song</td> <td><i>DDD ESV Songs 15, track 12</i></td> </tr> <tr> <td>Big Question 15 Song</td> <td><i>DDD ESV Songs 15, track 13</i></td> </tr> <tr> <td>Big Question 15 (Unit) Bible Verse Song: Stir Up Hebrews 10:24-25, ESV</td> <td><i>DDD ESV Songs 15, track 14</i></td> </tr> <tr> <td>Big Question 15 Hymn: Brethren, We Have Met to Worship, v.1</td> <td><i>DDD ESV Songs 15, track 15</i></td> </tr> <tr> <td>Big Question 15 Praise Song: Praise the Lord Together</td> <td><i>DDD ESV Songs 15, track 16</i></td> </tr> <tr> <td>Bible Truth 6 Bible Verse Song: This Is My Body Luke 22:19,20, ESV</td> <td><i>DDD ESV Songs 15, track 49</i></td> </tr> <tr> <td>Extra Bible Truth 6 Bible Verse Song: He Took Bread Luke 22:19,20, HCSB</td> <td><i>DDD ESV Songs 15, track 50</i></td> </tr> </table> <p><i>Add more fun to Sing-along Music Time by adding a Music, Movement & Memory Activity. These activities are listed on p.10 of this lesson plan with the Response Activities. Instructions found in Appendix B.</i></p>	Big Q & A 15 Song	<i>DDD ESV Songs 15, track 12</i>	Big Question 15 Song	<i>DDD ESV Songs 15, track 13</i>	Big Question 15 (Unit) Bible Verse Song: Stir Up Hebrews 10:24-25, ESV	<i>DDD ESV Songs 15, track 14</i>	Big Question 15 Hymn: Brethren, We Have Met to Worship, v.1	<i>DDD ESV Songs 15, track 15</i>	Big Question 15 Praise Song: Praise the Lord Together	<i>DDD ESV Songs 15, track 16</i>	Bible Truth 6 Bible Verse Song: This Is My Body Luke 22:19,20, ESV	<i>DDD ESV Songs 15, track 49</i>	Extra Bible Truth 6 Bible Verse Song: He Took Bread Luke 22:19,20, HCSB	<i>DDD ESV Songs 15, track 50</i>
Big Q & A 15 Song	<i>DDD ESV Songs 15, track 12</i>														
Big Question 15 Song	<i>DDD ESV Songs 15, track 13</i>														
Big Question 15 (Unit) Bible Verse Song: Stir Up Hebrews 10:24-25, ESV	<i>DDD ESV Songs 15, track 14</i>														
Big Question 15 Hymn: Brethren, We Have Met to Worship, v.1	<i>DDD ESV Songs 15, track 15</i>														
Big Question 15 Praise Song: Praise the Lord Together	<i>DDD ESV Songs 15, track 16</i>														
Bible Truth 6 Bible Verse Song: This Is My Body Luke 22:19,20, ESV	<i>DDD ESV Songs 15, track 49</i>														
Extra Bible Truth 6 Bible Verse Song: He Took Bread Luke 22:19,20, HCSB	<i>DDD ESV Songs 15, track 50</i>														
<p>OR Bible Verse Memory Game <i>instructions found in Appendix B</i></p>	<p>Lesson 1 Game: Block Clapping Lesson 2 Game: Meet, Greet and Keep It Up Lesson 3 Game: Bean Bag Catch</p> <p><i>These activities are also included on p.10 of this lesson plan with the Response Activities.</i></p>														
<p>2. OPENING CIRCLE TIME (<i>introduce the Bible Truth and tell the related Bible story</i>)</p>															
<p>Gathering the Children <i>lyrics and sheet music, Appendix A</i></p>	<p><i>Sing verse 1 of The Classroom Song to gather the children for Circle Time.</i></p> <p>The Classroom Song, verse 1 <i>DDD ESV Songs 15, track 1</i> Let's gather together to worship God, Let's gather together to worship God, Let's gather together to worship God, Come gather here with me!</p>														
<p>Welcome to Deep Down Detectives</p>	<p> "Welcome to Deep Down Detectives. We're so glad you've joined us! Detectives are people who look for answers to questions. In Deep Down Detectives, we look for answers to big questions about God. We dig deep down in the truths of God's Word to find them."</p>														

2. OPENING CIRCLE TIME, continued



= follow the stars for a short & simple lesson plan

<p>Deep Down Detectives Theme Song</p> <p><i>lyrics and sheet music, Appendix A</i></p>	<p>"Let's sing our Deep Down Detectives Theme Song."</p> <p>★ Deep Down Detectives Theme Song DDD ESV Songs 15, track 5</p> <p>We're Deep Down Detectives, diggin' deep in God's Word, For truths about God and His plans for this world, We're seeking to love Him, with all of our heart, We're Deep Down Detectives! Come on! Let's start!</p>
<p>Classroom Rules Song</p> <p><i>lyrics and sheet music, Appendix A</i></p>	<p>There are two very important things that Deep Down Detectives do together: we worship God and we love one another. Our Classroom Rules Song reminds us how we should act. Let's sing it."</p> <p>Classroom Rules Song DDD ESV Songs 15, track 6</p> <p>Shh, be quiet while someone is talking, Raise your hand, if you have something to say, Don't touch your friend, sitting beside you, Obey your teachers, Be kind as you play. These are our classroom rules, These are our classroom rules, They help us worship God and love one another, These are our classroom rules.</p>
<p>Opening Prayer Time</p> <p><i>lyrics and sheet music, Appendix A</i></p>	<p>"Children, we need God's help to keep these rules. Let's ask Him to help us right now. Let's get ready and pray."</p> <p>Let's Pray DDD ESV Songs 15, track 7</p> <p>1-2-3! Fold your hands, Bow your head, Close your eyes. Let's pray! (<i>repeat</i>)</p> <p>"Let's pray:"</p> <p>★ Opening Prayer</p> <p>Dear Lord, We're so glad to get to gather together to worship You! Please help us keep the classroom rules. Please help us to love You and learn about You today. In Jesus' name we pray. Amen.</p>

2. OPENING CIRCLE TIME, continued

★ = follow the stars for a short & simple lesson plan

Reveal the Big Question
Introduce the Big Question Box/Briefcase

lyrics and sheet music, Appendix A

“Detectives INVESTIGATE things. That means they ask questions and look for answers. Deep Down Detectives investigate big questions about God. The Big Question we are investigating today is right inside our Big Question Box/Briefcase.

The Big Question Box Song

DDD ESV Songs 15, track 8

We’ve got a big box,
All closed up and locked,
Filled with the truths of God’s Word.

We’ve got a brief case,
There’s no time to waste,
Come on, kids, let’s open it up!

The Big Question under Investigation

VISUAL take out AID



of BQB

Big Question & Answer Sign, front side

**found in the DDD Unit 15 Visual Aids, ESV Book*

Ok, who would like to open for me and pull out the Big Question?”

Choose a child to open the box/briefcase, take out the Big Question and hand it to you, then hold up the Big Question sign for all the children to see, and say:

★ The Big Question we are investigating today is Big Question Number 15:

Why Do God’s People Go to Church?

and the Answer is:

To Worship God and Love One Another!

Big Question Meaning

★ A church is God’s people gathering together. Some churches meet in special buildings. Some churches meet in homes. Some meet outside. No matter where they meet, when God’s people gather together, they are a church. When God’s people gather together as a church, they worship God. They worship Him for being the one, true God who is not like anyone else. They worship Him for saving them through Jesus. They sing songs and pray to God. They listen to the Bible and learn how to obey it. God’s people also gather together to love one another. They talk with each other, and take care of each other, and pray for each other. The Bible tells us that God’s people are to meet together often. It tells us that when they gather together, Jesus will be there with them in a special way. We can be God’s people when we turn away from our sins and trust in Jesus as our Savior. Then, we will gather together with God’s people to worship God and love one another, too!

Big Question Songs

★ “Let’s sing our Big Question Song:

Big Q & A 15 Song

Big Q & A 15 Song

DDD ESV Songs 15, track 12

(adapted version of “This Is the Way We Wash Our Clothes”)

lyrics and sheet music, Appendix A

Why do God’s people go to church?
Go to church? Go to church?
Why do God’s people go to church?
To worship God and to love one another!

2. OPENING CIRCLE TIME, continued



= follow the stars for a short & simple lesson plan

<p>Learning about the Big Question</p> <p>★</p>	<p>Repeat the Big Question and Answer again: "Why Do God's People Go to Church? To Worship God and Love One Another!"</p> <p>Say: "Hmmm, I wonder what that means... Let's do our action rhyme/sing our song that explains it."</p> <p>Then do the action rhyme or sing the song using any of the optional motions suggested, if desired.</p>	
<p>Big Question Action Rhyme</p>	<p>Big Question 15 Action Rhyme</p> <p>Let's gather together to worship God. Let's gather together to worship God. That's what God's people do.</p> <p>Let's gather together to love each other. Let's gather together to love each other. That's what God's people do.</p> <p>Let's gather together to hear God's Word. Let's gather together to hear God's Word. That's what God's people do.</p> <p>Let's gather together to sing and pray. Let's gather together to sing and pray. That's what God's people do.</p>	<p><u>(POSSIBLE ACTIONS)</u></p> <p><i>Raise hands to praise God</i></p> <p><i>Hold open arms out towards others, like welcoming a hug</i></p> <p><i>Make an open Bible with the flat palms of your hands</i></p> <p><i>Make prayer hands</i></p>
<p>Big Question (Action Rhyme) Song ★</p> <p><i>lyrics and sheet music, Appendix A</i></p>	<p>Big Question 15 Action Rhyme/ Song</p> <p>Refrain: Why do God's people go to church? To worship God and love one another. Why do God's people go to church? To worship God and love one another.</p> <p>Verse 1: God's people gather to worship God. To sing His praises and pray. They listen to preaching, From God's Word, the Bible, To better love Him each day. <i>Refrain</i></p> <p>Verse 2: God's people gather to love one another, In acts of kindness and grace. They love one another, Like sisters and brothers, Helping all to live God's way. <i>Refrain</i></p>	<p><i>DDD ESV Songs 15, track 13</i></p> <p><u>(POSSIBLE ACTIONS)</u></p> <p><i>Raise hands to praise God</i></p> <p><i>Hold open arms out towards others, like welcoming a hug</i></p> <p><i>Make prayer hands</i></p> <p><i>Make an open Bible with the flat palms of your hands</i></p> <p><i>Raise hands to praise God</i></p> <p><i>Hold open arms out towards others, like welcoming a hug</i></p> <p><i>Point up to God in heaven</i></p>

2. OPENING CIRCLE TIME, continued

★ = follow the stars for a short & simple lesson plan

Learning the Bible Truth

VISUAL take out

AID



of BQB

VISUAL AID

All the Bible Truths Sign

★ "To Worship God and Love One Another" is a good beginning, but there's so more to learn. So it's time for us to dig down even deeper for more answers to our Big Question about God. We're going to be learning **SIX** Bible truths that all tell us more about why God's people go to church.

Who would like to hand me the picture with our six Bible truths on it? It's in the Big Question Box/Briefcase." *Choose a child to get it and hand it to you, then hold it up and show them the pictures of the six truths they will be learning.*

Bible Truth Clue

VISUAL take out

AID



of BQB

Bible Truth Clue Sign,

front side

VISUAL AID

After everyone has had a good look, say...

"Ok, we've learned five truths about why God's people go to church. They are: "By Praising God for Jesus' Win over Death," "By Learning from God's Word, the Bible," "By Caring for Each Other's Needs," "By Telling What God Has Done and Praying," and "By Baptizing People Who Trust in and Live for Jesus" (point to pictures as you identify each Bible Truth). Now let's look at our Bible Truth Clue sign and see if we can figure out which of these six truths we will be learning about today. Who would like to get it out of the Big Question Briefcase for me?"

Choose a child to open the briefcase, take out the Bible Truth Clue sign and hand it to you. Hold up the front side for the children to see. Cover up the answer, written along the bottom, and say:

"Why Do God's People Go to Church?"

To Worship God and Love One Another!

By Remembering Jesus ???? to Save Them!"

Hint

We're missing one word. Here's the hint to what the missing word is. It says: "What is the opposite of "lived?" It starts with an "D" and it rhymes with "fried"? Can you guess? It's "died." So, the Bible Truth we are learning today is:

(uncover answer from bottom of sign, show it to them and say:)

★ **"Why Do God's People Go to Church?"**

To Worship God and Love One Another!

By Remembering Jesus DIED to Save Them!"

And here is what this Bible Truth means: (read the meaning off of the back of the sign, say:)

Bible Truth Meaning

★ When God's people gather together, they remember how Jesus died to save them. They do this with a special meal called "the Lord's Supper." It's called this because Jesus shared it with His own special followers on the night before He died on the cross.

There are only two, little pieces of food eaten at the Lord's Supper: a little piece of bread and a little grape juice or wine. That's because it's not really about eating a whole, big meal. It's about remembering what Jesus did for God's people when He died on the cross. The bread stands for Jesus' body, that He offered up for the sins of God's people. He took in His body, the punishment they deserved from God for their sins. He did this so they would never have to know that punishment themselves. The grape juice or wine stands for Jesus' blood shed when He died on the cross. Blood was a part of every big, covenant promise. It reminded everyone that this promise must be kept, no matter what. Jesus said the juice/wine was to remind God's people of His blood given to make a new covenant/forever promise with God. It meant that no matter what, His payment for their sins was enough. They would always be forgiven. They would always be God's people, having special closeness with Him now. And one day, living with Him forever.

When God's people take the Lord's Supper, it is a very special time. People are usually very quiet. Many think about the ways they have disobeyed God and ask for His forgiveness. Many thank God for sending Jesus to save them. Jesus told God's people that they were to keep on celebrating this special meal until He comes back at the end of time. Only God's people who repent of their sins, trust in Jesus as their Savior, and are baptized should take the Lord's Supper. We can become God's people, too, when we repent of our sins and trust in Jesus as our Savior.

2. OPENING CIRCLE TIME, continued

★ = follow the stars for a short & simple lesson plan

Learning the Bible Verse

"And how do I know this is true? God tells me so in His special book, the Bible."

The Bible Chant Song

Say or sing the Bible Chant Song.

lyrics and sheet music, Appendix A

The Bible Chant Song

DDD ESV Songs 15, track 9

The Bible, the Bible,
Let's get out the Bible.
Let's hear what God has to say.
The Bible, the Bible,
God's given us the Bible.
It's His Word for us to learn and obey! Yay!

Bible Verse

DDD 15.6 Bible Verse-front side (in the DDD Bible folder)

VISUAL AID Place verse in take out



of BQB
DDD Bible Folder

"Who would like to get our Bible folder out of the Big Question Briefcase for me?"

Choose a child to open the briefcase, take out the "Bible" folder and hand it to you. Remove the Bible Verse Picture from the "Bible" folder and hold it up for all the children to see, then say:

Luke 22:19,20 tells us:

★ **Luke 22:19,20, ESV**

"This is my body, which is given for you. Do this in remembrance of me." And likewise the cup after they had eaten, saying, "This cup that is poured out for you is the new covenant in my blood."

Learn a Little: "This is my body, which is given for you. Do this in remembrance of me."

*found in the DDD Unit 15 Visual Aids, ESV Book


Bible Verse Meaning

★ **What does that mean?**

When God's people gather together at church, they remember how Jesus died on the cross to save them. They remember that He let His body be hurt and His blood be spilled out as He suffered and died for their sins. How do they do this? The way Jesus told His disciples to: with a special little meal of bread and wine or grape juice. The bread is eaten as a way to remember how His body for broken on the cross for their sins. The wine or grape juice is drunk as a way to remember that it was His blood that paid for their sins so they could be forgiven by God. God's people have this special meal often, just like Jesus told them to. How thankful they are for Jesus and all He did for them!

We can become God's people when we turn away from our sins and trust in Jesus as our Savior.

2. OPENING CIRCLE TIME, continued

 = follow the stars for a short & simple lesson plan

**Bible Verse
Song**

*lyrics and sheet music,
Appendix A*

You might also enjoy:

*He Took Bread
Luke 22:19,20, HCSB
DDD ESV Songs 15, track 50*

We've said our Bible verse, now let's sing it!

This Is My Body: Luke 22:19,20

DDD ESV Songs 15, track 49

This is my body, given for you,
This is my blood, which is poured out for you.
Do this, do this in remembrance of me,
Do this in remembrance of me.
Luke Twenty-two, nineteen and twenty.

2. OPENING CIRCLE TIME, continued



= follow the stars for a short & simple lesson plan

<p>Getting into the Case</p>	<p>"Now it's time to do a bit more deep down investigating. Let's see what Detective Dan wants us to help him figure out. Would someone like to get it out for me?"</p>
<p>Listening Assignments</p> <p>Place in  take out  of BQB</p>	<p>NOTE: Listening assignments are most suitable for ages 3+. Skip straight to the Bible story (see bottom of this page), if working with 2 year olds.</p> <p>"Let's open up our listening assignment and see what we are supposed to figure out today.</p> <p>Choose a child to take out the Listening Assignment (from the DDD Bible Folder) and hand it to you. Read Detective Dan's letter to the children that includes the listening assignment. The listening assignments are summarized below:</p>
<p>VISUAL AID</p> <p></p> <p>DDD Unit 15 Visual Aids, ESV</p>	<p>Detective Dan's Lesson #1 Listening Assignment:</p> <p>I need to know:</p> <ol style="list-style-type: none"> 1. What rescue did Jesus and his disciples remember on the night before Jesus died? 2. What even bigger rescue do Jesus is followers remember now?
<p>VISUAL AID</p> <p></p> <p>DDD Unit 15 Visual Aids, ESV</p>	<p>Detective Dan's Lesson #2 Listening Assignment:</p> <p>Our Bible Verse is Luke 22:19,20, ESV</p> <p>"This is my body, which is given for you. Do this in remembrance of me." And likewise the cup after they had eaten, saying, "This cup that is poured out for you is the new covenant in my blood."</p> <p>I need to know:</p> <ol style="list-style-type: none"> 1. Who gave His body and blood to save God's people from their sins? 2. What special meal do God's people eat to remember what He did?
<p>VISUAL AID</p> <p></p> <p>*Listening Assignment #3 includes the Assignment Sheet, plus 6 clue pictures*</p> <p>DDD Unit 15 Visual Aids, ESV</p>	<p>Detective Dan's Lesson #3 Listening Assignment:</p> <p>I found six clues, but two of them are NOT in the story. They are: a lamb, a book, Pharaoh, the king of Egypt, the cross, a little meal, and a life preserver.</p> <p>Hold each of them up for the children to see as you identify them.</p> <p>I need to know:</p> <ol style="list-style-type: none"> 1. Which four belong in the story and which two don't? 2. What do God's people thank Jesus for as they take eat the bread and the wine during the Lord's Supper? What day do they look forward to as they eat it?
<p>Tell the Bible Story</p> <p>Place story & pics in  take out  of BQB</p> <p>DDD Unit 15 Visual Aids, ESV</p> <p>Story text included in this book right after this lesson plan and in Visual Aids book</p>	<p>★ Then say, "Ok, Deep Down Detectives! Put on your best listening ears and see if you can hear the answers to Detective Dan's questions. When I finish telling the story, we will see if we can answer all the questions."</p> <p>★ Bible Story: The Case of the Remembered Rescue Exodus 12; Luke 22: Isaiah 25:7-9</p> <p>Read the Bible Truth story, putting up the storyboard pictures as you tell it. Then, have the children answer the listening assignment. Present the gospel and lead in prayer.</p> <p>*Answers to questions; the gospel; and, ACTS prayer are included with the story text.*</p>

2. OPENING CIRCLE TIME, continued

★ = follow the stars for a short & simple lesson plan

<p>Story Response Song(s)</p>	<p>As attention span and time allow, you might want to end with one of the following songs which also tie in with the unit. If desired, use the Music and Movement activity ideas while singing, listed with the Response Activities.</p>
<p>Hymn <i>lyrics and sheet music, Appendix A</i></p>	<p>Brethren, We Have Met to Worship <i>DDD ESV Songs 15, track 15</i></p> <p>Verse 1 Brethren, we have met to worship, And adore the Lord, our God. Will you pray with all your power, While we try to preach the Word?</p> <p>Tie-in: "Why do God's people go to church? To worship God and love one another! Do you know what brethren are? It's a big word that means "brothers and sisters." God's people are like brothers and sisters in a family...God's family. They meet to worship God and pray and listen to the pastor preach God's Word. They meet together to love one another and care for each other's needs. When they meet together they do things to love one another. And this is why you and I, your parents and all the other people are here at church today!"</p>






<p>Praise Song</p>	<p>Praise Song: Praise the Lord Together <i>DDD ESV Songs 15, track 16</i></p>
<p><i>lyrics and sheet music, Appendix A</i></p>	<p>Praise the Lord together saying: "Hallelujah, Hallelujah, Hallelujah!" Praise the Lord together saying: "Hallelujah, Hallelujah, Hallelujah!" <i>repeat</i></p> <p>Tie-in: "Why do God's people go to church? To worship God and love one another! God's people meet together to worship God and love one another. They praise God together, they listen to God's Word together and they love each other. Let's sing a song about meeting together to worship God and love one another."</p>

3. TAKING ACTION: Response Activities *(choose from among these activities)*

<p>Transition to Activities</p>	<p>★ Well, Deep Down Detectives, you've done a great job diggin' deep down for answers in the truths of God's Word. Now it's time to enjoy some activities."</p> <p><i>Tell children what activity/s you are providing for them: either free play or some of the response activities listed below. When you are ready to dismiss them, use this song to help the children transition in an orderly fashion to their next activity.</i></p>
--	--

<p>Classroom Song, verse 2</p>	<p>"Children, let's sing our Time to Play Song. When we are finished you may get up and walk over to our next activity."</p> <p>Classroom Song, verse 2 <i>DDD ESV Songs 15, track 2</i></p>
<p><i>lyrics and sheet music, Appendix A</i></p>	<p>We've gathered together to worship God, We've gathered together to worship God, And now it's time to play.</p> <p><i>Dismiss the children to whatever activities you have prepared for them to do.</i></p>

3. TAKING ACTION: Response Activities (choose from among these activities) ★ = short & simple lesson plan

<p>Response Activities</p>	<p>Choose one or more activities appropriate for your children, based on classroom time and developmental needs. Add the Discussion Sheet to any activity for deeper learning. ★</p>
<p>Bible Verse Memory Game</p> <p><i>game directions, Appendix B</i></p>	<p>Though listed with the opening activities, you may choose to use this Bible verse game here instead (or as a repeat).</p> <ul style="list-style-type: none"> • Lesson 1 Game: Block Clapping • Lesson 2 Game: Meet, Greet and Keep It Up • Lesson 3 Game: Bean Bag Catch <p>Use the Discussion Sheet with this activity for even deeper learning ★</p>  <p>Discussion Questions</p>
<p>Music, Movement & Memory Activity</p> <p><i>game directions, Appendix B</i></p>	<p>A music activity that uses the songs from the Bible Truth and Big Question unit.</p> <ul style="list-style-type: none"> • DDD Songs for this Bible Truth, plus: • Lesson 1 Activity: Thumping Drums • Lesson 2 Activity: Say, Spring Up and Shout • Lesson 3 Activity: Freeze Frame <p>Use the Discussion Sheet with this activity for even deeper learning ★</p>  <p>Discussion Questions</p>
<p>Bible Story Review Game</p> <p><i>game directions, Appendix B</i></p>	<p>A game that uses the storyboard pictures from the story to review the story.</p> <ul style="list-style-type: none"> • Lesson 1 Game: Take Me through the Tunnel • Lesson 2 Game: Missing in Action • Lesson 3 Game: Treasure Hunt <p>Use the Discussion Sheet with this activity for even deeper learning ★</p>  <p>Discussion Questions</p>
<p>Coloring Pages/ Take Home Sheets</p> <p><i>in Appendix C</i></p> <p>★</p>	<p>A coloring page related to the lesson assignment question is provided for each lesson. On the back of each are the key concepts, a few questions and a song for parents to use with their children.</p> <p>NOTE: Upgrade your coloring sheet to a more interesting craft by offering simple embellishments, such as jiggly eyes, craft sand, glitter, glitter glue, colored paper dots (made with a hole punch), fabric scraps, etc. Make cut-to-size glued-on clothes, hair, etc for characters by using a copy of the coloring sheet, cutting out the selected portions and making them the patterns for whatever you want to cut out of fabric, paper, foil, etc.</p> <ul style="list-style-type: none"> • Lesson 1 Coloring Sheet Emphasis: Bible Truth • Lesson 2 Coloring Sheet Emphasis: Bible Verse • Lesson 3 Coloring Sheet Emphasis: ACTS Prayer <p>Use the Discussion Sheet with this activity for even deeper learning ★</p>  <p>Discussion Questions</p>
<p>Extra Crafts: Big Question Craft</p> <p><i>in Appendix C</i></p> <p>Bible Verse Craft</p> <p><i>in Appendix C</i></p> <p>Bible Story Puzzle</p> <p><i>in Appendix C</i></p>	<p>These crafts are slightly more complex than the coloring/take home sheets:</p> <p>The Bible Concept Go-and-Tell Craft is a craft that summarizes the Bible concept and includes the Bible verse is included for those desiring more than a coloring sheet. This more complex craft will involve gluing, sticking, etc. Can be used at any time.</p> <p>The Bible Story Coloring Sheet provides a tie in between the Bible story and the Bible truth they are learning.</p> <p>The Storyboard Picture Placement Page has been made into a puzzle that can be cut out and re-assembled by the children. This provides a nice summary of the story.</p> <p>Use the Discussion Sheet with these activities for even deeper learning ★</p>  <p>Discussion Questions</p>
<p>Free Play Activities</p> <p><i>ideas in Appendix D</i></p>	<p>Offer your own or some of the easy-to-make, free play activities suggested in Appendix D.</p>

Lesson Plan: Big Question 15, Bible Truth

use with all THREE lessons

4. CLOSING CIRCLE TIME *(End-of-session activities for the last 5-10 minutes of class time)*

 = short & simple lesson plan

<p>Transition to Closing Circle</p> <p>Classroom Song, verse 3</p> <p><i>lyrics and sheet music, Appendix A</i></p>	<p><i>Use this song to help the children transition in an orderly fashion. Start singing this song and ask the children to gather with you for Closing Circle Time.</i></p> <p>Classroom Song, verse 3 <i>DDD ESV Songs 15, track 3</i></p> <p>It's time to get ready to go and tell, It's time to get ready to go and tell, Come gather here with me.</p>
<p>Closing Circle Time</p> <p>Classroom Song, verse 4</p> <p><i>lyrics and sheet music, Appendix A</i></p>	<p><i>When children are settled in the circle, say:</i></p> <p>"It's almost time for your parents to come pick you up. And do you know what that means? It means.... (draw this out to build anticipation and excitement)...that it's almost time to go home and....it's almost time to...Go and Tell! We have learned some big news about God today. God wants us to take and tell it to the whole world!"</p> <p>Classroom Song, verse 4 <i>DDD ESV Songs 15, track 4</i></p> <p>So what's our big news to go and tell, So what's our big news to go and tell, Can you tell me now?</p>
<p>Big News to Tell</p> <p>Big Question 15</p> <p><i>VISUAL AID</i></p> <p>#1</p> <p><i>*found in the DDD Unit 15 Visual Aids, ESV Book lyrics and sheet music, Appendix A</i></p> <p>Big Question 15, Bible Truth 6</p> <p><i>VISUAL AID</i></p> <p>#3</p>	<p>"Let's see....there's so much big news to tell! There's so much we've learned!</p> <p>First of all, can you tell me the answer to our Big Question: "Why Do God's People Go to Church?" <i>Hold up the Bible Truth Clue Picture.</i></p> <p>Say the answer with me: "To Worship God and Love One Another!"</p> <p><i>(If desired, you can sing one/both of the Big Question songs.)</i> <i>DDD ESV Songs 15, tracks 12,13</i></p> <p>And what's one way He does this? What did we learn? <i>Point to the picture.</i></p> <p>By Remembering Jesus Died to Save Them!</p> <p>"And how do I know this is true? Can you tell me? Say it with me: "The Bible tells me so!" That's right!</p>
<p>Big Question 15, Bible Truth 6 Bible Verse</p> <p><i>VISUAL AID</i></p> <p>#4</p> <p><i>*found in the DDD Unit 15 Visual Aids, ESV Book lyrics and sheet music, Appendix A</i></p>	<p>We learned: Luke 22:19,20, ESV</p> <p>"This is my body, which is given for you. Do this in remembrance of me." And likewise the cup after they had eaten, saying, "This cup that is poured out for you is the new covenant in my blood."</p> <p>Learn a Little: "This is my body, which is given for you. Do this in remembrance of me."</p> <p>What does that mean?</p> <p>When God's people gather together at church, they remember how Jesus died on the cross to save them. They remember that He let His body be hurt and His blood be spilled out as He suffered and died for their sins. How do they do this? The way Jesus told His disciples to: with a special little meal of bread and wine or grape juice. The bread is eaten as a way to remember how His body for broken on the cross for their sins. The wine or grape juice is drunk as a way to remember that it was His blood that paid for their sins so they could be forgiven by God. God's people have this special meal often, just like Jesus told them to. How thankful they are for Jesus and all He did for them! We can become God's people when we turn away from our sins and trust in Jesus as our Savior.</p> <p><i>(If desired, you can sing the Bible verse song.)</i> <i>DDD ESV Songs 15, track 49</i></p>

4. CLOSING CIRCLE TIME, continued

<p>Closing ACTS Prayer Time</p> <p>ACTS Prayer Chant</p> <p><i>lyrics and sheet music, Appendix A</i></p>	<p><i>Let's ask God to help us to remember this and even tell others this good news. Let's get ready and pray our ACTS prayer.</i></p> <p><i>And what does ACTS mean? Let's sing/say our ACTS Prayer Chant!</i></p> <p>ACTS Prayer Chant Song <i>DDDESV Songs 15, tracks 10,11</i></p> <p>A, Adoration, God, we praise You! C, Confession, Forgive us our sins. T, Thanksgiving, Thank You for Jesus, S, Supplication, Help us to live like Him.</p> <p style="text-align: right;">That's the ACTS prayer, my friend, Bow your head, Close your eyes, Shhh, Let's begin.</p>
<p>Closing ACTS Prayer</p>	<p>"Let's pray!"</p> <p><i>Lead the children in the ACTS prayer for this Bible Truth.</i></p> <p>A We praise You, God, for being the Savior of Your people, the Church.</p> <p>C God, this special meal reminds us of what Jesus did to save sinners like us. We know that we have all chosen to live life our own way. We have all chosen not to love You or obey Your good ways. We need a Savior! You are our only hope.</p> <p>T God, thank You for sending Jesus to be our Savior. Thank You for His body, given to pay for the sins of all who trust in Him as their Savior. Thank You for His blood, given as the promise that those who turn away from their sins and trust in Jesus are Your people forever.</p> <p>S God, work in our hearts. Help us to turn away from our sins and trust in Jesus as our Savior. Make us Your people. Use this special meal to remind us of what Jesus has done. In Jesus' name we pray, Amen.</p>
<p>5. TAKING IT HOME <i>(Take Home Sheet)</i></p>	
<p>Clean up and Dismissal</p>	<p>"Now it's time to work together and clean up." <i>Have the children join you in cleaning up the room.</i></p>
<p>Coloring Pages/ Take Home Sheets</p> <p><i>in Appendix C</i></p>	<p><i>Give out the craft/take home sheet and any other papers from the session, as you dismiss children from class.</i></p> <p><i>(Reminder: The back side of the coloring page is the take home sheet for each lesson.)</i></p>
<p>Bible Story to Take-Home</p> <p><i>in Appendix C</i></p>	<p>You may also want to include a copy of the story along with the take home sheet. (However, each coloring sheet/take home sheet includes a note to parents telling where they can download the story from the Parent Resources section on the website.</p>

Bible Story for Big Question 15, Bible Truth 6 use with all THREE lessonsPlace
story in

take out

P.1

The Case of the The Case of the Remembered Rescue*Exodus 12; Luke 22; Isaiah 25:6-9***Story-telling Tips**

Ahead of time:

1. Read the Bible verses and story. Pray!
2. Choose story action cues and prepare storyboard figures/Story Scenes, if using. (In Visual Aids book)
3. Practice telling story with the storyboard figures/Story Scenes, timing your presentation. Shorten, if necessary.

During your presentation:

1. Maintain as much eye contact as possible as you tell the story.
2. Put up storyboard figures/add story action cues/hold up Story Scenes as you tell the story. Allow the children to help you put them on the board, if desired.
3. Include the children in your story with a few questions about what they think will happen or words/concepts that might be new to them.
4. Watch the kids for signs that their attention span has been reached. Shorten, if necessary.

INTRODUCTION/ LISTENING ASSIGNMENTS

“Our story is called: The Case of the Remembered Rescue. Here is your listening assignment.” Read from Detective Dan’s Listening Assignment signs, but questions are summarized below:

Detective Dan’s Lesson #1 Listening Assignment:

I need to know:

1. **What rescue did Jesus and his disciples remember on the night before Jesus died?**
2. **What even bigger rescue do Jesus is followers remember now?**

Detective Dan’s Lesson #2 Listening Assignment:**Our Bible Verse is Luke 22:19,20, ESV**

“This is my body, which is given for you. Do this in remembrance of me.” And likewise the cup after they had eaten, saying, “This cup that is poured out for you is the new covenant in my blood.”

I need to know:

1. **Who gave His body and blood to save God’s people from their sins?**
2. **What special meal do God’s people eat to remember what He did?**

Detective Dan’s Lesson #3 Listening Assignment:I found six clues, but two of them are **NOT** in the story.

They are: a lamb, a book, Pharaoh, the king of Egypt, the cross, a little meal, and a life preserver.

Hold each of them up for the children to see as you identify them.

I need to know:

1. **Which four belong in the story and which two don’t?**
2. **What do God’s people thank Jesus for as they take eat the bread and the wine during the Lord’s Supper? What day do they look forward to as they eat it?**

Read the assignment questions, THEN SAY,

“Ok, Deep Down Detectives! Put on your best listening ears and see if you can hear the answers to Detective Dan’s questions. When I finish telling the story, we will see if we can answer all the questions.”

Read the Bible Truth story, answer questions, present the gospel and lead in prayer.

Answers to questions; the gospel; and, ACTS prayer are included with the story text.

The Case of the The Case of the Remembered Rescue *Exodus 12; Luke 22; Isaiah 25:6-9*

Story with lines separating paragraphs (text in bold, optional interaction cues in italics)

Every year, the people of Israel gathered together to remember how God rescued them from their strong enemies, the Egyptians. The Egyptians had made the people of Israel their slaves. They were so mean to them! They made the people of Israel work terribly hard and didn't pay them. They hurt them when they didn't work hard enough, and they planned to never let them go.

The people of Israel cried out to God, "Help us, help us! Save us from these strong enemies!" Would the LORD hear them? Would He help them?

What do you think?

Yes, He would! The LORD heard them, and He sent Moses to help them. Through Moses, the LORD did many amazing things to show the Egyptians that He was the one, true God. The LORD would make the Egyptians free the people of Israel.

On the night before the people of Israel were to be freed, the LORD gave them special instructions through Moses: "I'm going to send a terrible punishment into Egypt tonight," says the LORD. "After this terrible punishment, the Egyptians will free you."

"But there is something you must do, if the terrible punishment is not to come upon you, too," the LORD told them. "Each family must take the blood of a lamb and put it along the top and sides of the door to your home," the LORD said. "If you do this, I promise the terrible punishment will pass over you and you will be saved. Only your enemies, the Egyptians, will be punished," the LORD told them through Moses.

"After the terrible punishment comes to the Egyptians, it will be time for you to go," the LORD said. "Hurry, get everything ready now. You'll be leaving early in the morning. Don't even wait for your bread to get puffy and rise. There's no time. Bake it and eat it flat, so you'll be ready to go," they were told. "Tonight, is your last night in Egypt," the LORD said. "Celebrate! Eat the lamb whose blood you put on your doors and eat the flat bread at dinner tonight. Do this to remember what I'm doing for you."

Their last night in Egypt!? Could this really be true? The king of Egypt had promised to let them go before, but changed his mind every time. Would the king really let them go now? Would the people of Israel believe the LORD's promise and obey Him?

What do you think?

Yes, they would! The people of Israel did everything the LORD told them to do. They put lamb's blood on the tops and sides of their doors. They packed up their things. They didn't wait for their bread to get puffy, like they usually did, but baked it flat. And that night, they ate the lamb and the flat bread to remember what the LORD was doing for them.

Late that night, the terrible punishment came, just as the LORD said. It came upon every single Egyptian family, because there was no lamb's blood around their doors. But the punishment passed over the people of Israel. The LORD had kept His promise and spared them this punishment, thanks to the blood of the lamb.

Story with lines separating paragraphs (text in bold, optional interaction cues in italics)

"Boo Hoo! Boo Hoo!" cried the Egyptians. **"How terrible is the LORD's punishment on us! We don't want the people of Israel to stay here and work for us anymore! Go away, people of Israel! Leave our country!"** they exclaimed.

"Yay! Yay!" shouted the people of Israel. **"Praise the LORD! He has freed us!"** They gathered up their belongings and walked out of Egypt. They were so glad to be leaving their enemies!

What a great day this was for the people of Israel. The LORD had rescued them with such powerful signs and wonders. **"Remember this Passover night! Remember this day when I rescued you and freed you from your enemies!"** the LORD told the people through Moses.

"Once a year, I want you to eat a special meal to remember," He told them. **"Drink red wine (juice of grapes) and remember how My punishment passed over you. I kept the promise I made to you through the lamb's blood,"** the LORD said. **"Eat flat bread and remember how quickly you had to leave when I freed you from the Egyptians. Celebrate the Passover every year, so you won't forget the great things I did to save you from your enemies,"** the LORD told them.

So, for hundreds of years, all the way down to Jesus' day, the people of Israel kept on remembering the Passover with the special, red wine (juice from grapes) and the very flat bread. They had so much to celebrate! After all, what greater enemy than the Egyptians would they ever face? And, what greater punishment would they need to be rescued from than the terrible punishment the Egyptians received that Passover night?

What do you think? Could there be a greater enemy or a greater thing the LORD could do for His people?

Well, the truth is, there WAS a greater enemy, and a bigger punishment they needed to be rescued from. The enemy was sin. And the punishment was death —being separated from God and all His goodness forever. And this enemy and this punishment weren't just trouble for the people of Egypt or the people of Israel. These were trouble for the whole world. For you see, we all are sinners who have disobeyed God and we all deserve the LORD's punishment for our sins.

Yes, the sin in our hearts is a far stronger enemy than those Egyptians ever were! But who could rescue people from this kind of enemy? Who could save us from God's punishment? Would the blood of an ordinary lamb be enough, like it was for the Passover?

What do you think?

No, the blood of that kind of lamb would never be enough! But there WAS blood that WAS enough. The blood of God's perfect Son. Do you know His name?

Can you tell me?

It's Jesus!

John the Baptist gave Jesus a special nickname: the Lamb of God. John knew Jesus had come to save God's people. Jesus would live a perfect life, then give it as the full payment for the sins of God's people. Jesus would take away their sins by taking their punishment. Oh, how God loves His people, that He would give His only Son do to this!

Jesus told His disciples He would die for God's people, but they didn't understand. At last, came the night when Jesus would be led away to die. It was the Passover, so He and His disciples gathered together to eat the special meal and remember how God rescued the people of Israel from the Egyptians. Only this time, Jesus used the wine and the flat bread to tell about the even GREATER rescue God was about to do for ALL of God's people.

Story with lines separating paragraphs (text in bold, optional interaction cues in italics)

Jesus took the flat bread, and said, "This Passover flat bread helped you remember God's rescue of Israel long ago. Now, eat it to remember something new," Jesus told His disciples. "This is My body broken for you. Tomorrow, I will give My body as the perfect sacrifice for you and all of God's people when I suffer and die on the cross. Take it and eat it; and, remember Me when you do!"

Then, Jesus picked up the cup of red wine, and said, "This Passover wine helped you remember the lamb's blood God used, so His punishment would pass over Israel. Now, drink it to remember something new," Jesus told them. "This is My blood poured out for you. Tomorrow, I will pay for the sins of God's people with My blood when I die on the cross," Jesus said. "Take it and drink it; and, remember Me when you do."

"Because of Me, God is making a new, big covenant promise with His people. They will be forgiven their sins forever. And on the Last Day, when God gives out His punishment for sins, He will pass over His people --all those who have turned away from disobeying God and have trusted in Me as their Savior. They won't be punished because I will have already taken God's punishment for them on the cross," Jesus explained.

"After I'm gone, eat this little meal when you gather together with God's people. Use it to remember what I've done for you. Keep on eating it regularly until the day I come back as King, and put an end to sin and death forever," Jesus told them.

The disciples were sad and surprised by Jesus' words. Would He really die as He said He would?

What do you think?

Yes, He would!

Would! Later that night, soldiers came and took Jesus away. The next day, Jesus was nailed to a cross; and there, He suffered and died for the sins of God's people, just as He said He would. He was buried in a cave-grave by friends.

But Jesus wouldn't stay there! On Day One, Two, Three, Jesus rose from the dead. Jesus had really paid for the sins of God's people. He had beaten sin and death for them!

Jesus' disciples were so happy! They spread the wonderful news to everyone: "Come, repent and believe in Jesus. Because of Him, your sins can be forgiven, and you can become God's people!" they exclaimed.

And as they told the good news of Jesus, many people turned away from their sins and trusted in Jesus as their Savior. God was growing His Church! The believers gathered together to worship God and love one another. And when they gathered, they ate the special meal of flat bread and red wine. They called it "the Lord's Supper"; and through it, they remembered how Jesus gave His life that God's punishment would pass over them.

Even today, God's people still gather together to worship God and love one another. And they STILL take the Lord's Supper together. They eat the flat bread and drink the red wine (or grape juice) and remember what Jesus did for them when He suffered and died on the cross. And they will keep on eating and drinking this special meal until Jesus comes back when His plans for this world are finished.

Then, at last, this meal will never be eaten again. Instead, God's people will have a NEW meal, called the Wedding Feast of the Lamb. The food will be the best food anyone has ever tasted! The drink will be rich and delicious, too. And it will be the biggest and best party EVER, to celebrate the best day EVER: the day when God's people will be joined with Jesus, all together, face-to-face, forever! Sin, sadness, and death will be gone. Sin, sadness, and death will be gone. And God's people will go on enjoying the Perfect Wonderfulness of God forever. Forever happy. Forever together. Forever praising God.

Cracking the Case: (story wrap-up for Listening Assignments)

It's time to see how we did with our Listening Assignment.

Detective Dan's Lesson #1 Listening Assignment:

I need to know:

- 1. What rescue did Jesus and his disciples remember on the night before Jesus died?** How God rescued the people of Israel from being slaves in Egypt.
- 2. What even bigger rescue did Jesus give them to remember from that night on?** How He would rescue God's people from their sins when He suffered and died on the cross in their place.

For You and Me:

Even today God's people continue to remember how Jesus saved them from their sins when He died on the cross for them. Even today, they still eat the special little meal He first ate with His disciples on the night before He died. If we turn away from our sins and trust in Jesus is our Savior, then one day we will also get to share in this special meal and remember what Jesus did for us on the cross. Ask God to help you do this. He loves to answer this prayer!

Detective Dan's Lesson #2 Listening Assignment:**Our Bible Verse is Luke 22:19,20, ESV**

"This is my body, which is given for you. Do this in remembrance of me." And likewise the cup after they had eaten, saying, "This cup that is poured out for you is the new covenant in my blood."

I need to know:

- 1. Who gave His body and blood to save God's people from their sins?** Jesus did, when He suffered and died on the cross.
- 2. What special meal do God's people eat to remember what He did?** The Lord's Supper—a little meal of bread and grape juice/wine.

For You and Me:

Even today God's people continue to remember how Jesus saved them from their sins when He died on the cross for them. Even today, they still eat the special little meal He first ate with His disciples on the night before He died. If we turn away from our sins and trust in Jesus is our Savior, then one day we will also get to share in this special meal and remember what Jesus did for us on the cross. Ask God to help you do this. He loves to answer this prayer!

Detective Dan's Lesson #3 Listening Assignment:

I found six clues, but two of them are **NOT** in the story. They were: a lamb, a book, Pharaoh, the king of Egypt, the cross, a little meal, and a life preserver. *Hold each of them up for the children to see as you identify them.*

I need to know:

- 1. Which four belong in the story and which two don't?** The lamb, Pharaoh, the cross and the little meal belong. The book and the life preserver do not.
- 2. What do God's people thank Jesus for as they take eat the bread and the wine during the Lord's Supper? What day do they look forward to as they eat it?** They thank Jesus for suffering and dying in their place, so that they could be forgiven of their sins and could become God's people. They look forward to the day when Jesus will come back and bring an end to sin and death forever. Then, they will live with Him, happy forever. What a celebration that will be!

For You and Me:

Even today God's people continue to remember how Jesus saved them from their sins when He died on the cross for them. Even today, they still eat the special little meal He first ate with His disciples on the night before He died. If we turn away from our sins and trust in Jesus is our Savior, then one day we will also get to share in this special meal and remember what Jesus did for us on the cross. Ask God to help you do this. He loves to answer this prayer!

The Gospel (story wrap-up if NOT using Listening Assignments)**Our Bible Truth is:**

**Why Do God's People Go to Church?
To Worship God and Love One Another...
By Remembering Jesus Died to Save Them!**

Why do God's people go to church? To worship God and love one another... by remembering Jesus died to save them!

Jesus told His people to take the Lord's Supper (that's what we call this special meal) to keep remembering how He gave up His body to save them. As they eat the little piece of bread and drink the juice/wine, they are grateful to God helping them turn away from their sins and trust in Jesus as their Savior. They are grateful that Jesus would die to pay for their sins.

One day, if you turn away from your sins and trust in Jesus as your Savior, you will join God's people in remembering how Jesus died to save you by eating this special meal. What a great day that will be!

Close in prayer.

Closing ACTS Prayer

- A** We praise You, God, for being the Savior of Your people, the Church.
- C** God, this special meal reminds us of what Jesus did to save sinners like us. We know that we have all chosen to live life our own way. We have all chosen not to love You or obey Your good ways. We need a Savior! You are our only hope.
- T** God, thank You for sending Jesus to be our Savior. Thank You for His body, given to pay for the sins of all who trust in Him as their Savior. Thank You for His blood, given as the promise that those who turn away from their sins and trust in Jesus are Your people forever.
- S** God, work in our hearts. Help us to turn away from our sins and trust in Jesus as our Savior. Make us Your people. Use this special meal to remind us of what Jesus has done.

In Jesus' name we pray, Amen.

Go to Lesson Plan, p.9 for the script to the rest of the lesson.

Deep Down Discussion Sheet

use with all THREE lessons

Use with all response activities for deeper learning



P.1

Questions to aid discussion of the key concepts and for use in games

Be familiar with these questions and answers. Look for opportunities to ask questions and discuss their answers, such as while the children work on their coloring pages, as part of their response games, or during play time. Remember: your goal isn't to ask all these questions or only talk to the children about these things. It's to be deliberate in having good conversations with them, however much or little you have.

<p>BIG QUESTION</p>	<p>Why Do God's People Go to Church? To Worship God and Love One Another!</p>
<p>Meaning</p>	<p>A church is God's people gathering together. Some churches meet in special buildings. Some churches meet in homes. Some meet outside. No matter where they meet, when God's people gather together, they are a church. When God's people gather together as a church, they worship God. They worship Him for being the one, true God who is not like anyone else. They worship Him for saving them through Jesus. They sing songs and pray to God. They listen to the Bible and learn how to obey it. God's people also gather together to love one another. They talk with each other, and take care of each other, and pray for each other. The Bible tells us that God's people are to meet together often. It tells us that when they gather together, Jesus will be there with them in a special way. We can be God's people when we turn away from our sins and trust in Jesus as our Savior. Then, we will gather together with God's people to worship God and love one another, too!</p>
<p>Discussion Questions</p>	<ol style="list-style-type: none"> 1. Why do God's people go to church? <i>To worship God and love one another.</i> 2. What is the name of God's people meeting together? <i>A church.</i> 3. Where do churches meet? <i>Sometimes in buildings, sometimes in homes, sometimes outside.</i> 4. Who do God's people worship when they meet together? <i>God.</i> 5. What kinds of things do they worship about God? <i>He is the one, true God. He is their Savior.</i> 6. What kinds of things do they do when they meet together? <i>Sing and pray; listen to the Bible and learn how to obey it; love each other.</i> 7. Who promises to be with God's people in a special way when they gather together? <i>Jesus.</i>
<p><i>choose a few</i></p>	
<p>BIBLE TRUTH</p>	<p>To Worship God and Love One Another... By Remembering Jesus Died to Save Them! When God's people gather together, they remember how Jesus died to save them. They do this with a special meal called "the Lord's Supper." It's called this because Jesus shared it with His own special followers on the night before He died on the cross.</p>
<p>Meaning</p>	<p>There are only two, little pieces of food eaten at the Lord's Supper: a little piece of bread and a little grape juice or wine. That's because it's not really about eating a whole, big meal. It's about remembering what Jesus did for God's people when He died on the cross. The bread stands for Jesus' body, that He offered up for the sins of God's people. He took in His body, the punishment they deserved from God for their sins. He did this so they would never have to know that punishment themselves. The grape juice or wine stands for Jesus' blood shed when He died on the cross. Blood was a part of every big, covenant promise. It reminded everyone that this promise must be kept, no matter what. Jesus said the juice/wine was to remind God's people of His blood given to make a new covenant/forever promise with God. It meant that no matter what, His payment for their sins was enough. They would always be forgiven. They would always be God's people, having special closeness with Him now. And one day, living with Him forever.</p>
<p>Discussion Questions</p>	<p>When God's people take the Lord's Supper, it is a very special time. People are usually very quiet. Many think about the ways they have disobeyed God and ask for His forgiveness. Many thank God for sending Jesus to save them. Jesus told God's people that they were to keep on celebrating this special meal until He comes back at the end of time. Only God's people who repent of their sins, trust in Jesus as their Savior, and are baptized should take the Lord's Supper. We can become God's people, too, when we repent of our sins and trust in Jesus as our Savior.</p>
<p><i>choose a few</i></p>	<ol style="list-style-type: none"> 1. What is the name of the special meal God's people take to remember Jesus' death? <i>The Lord's Supper.</i> 2. Why is the Lord's Supper called that? <i>Because it was the special meal that Jesus ate with His special followers right before He died.</i> 3. What does the little piece of bread stand for? <i>Jesus' body given for His people on the cross.</i> 4. What does the little bit of juice/wine stand for? <i>Jesus' blood poured out to make the forever promise with God to save them.</i> 5. What do God's people think about when they take the Lord's Supper? <i>How they have disobeyed God. How thankful they are that Jesus died to save them.</i> 6. How long did Jesus tell God's people to take the Lord's Supper? <i>Until He comes back.</i> 7. Who is to take the Lord's Supper? <i>God's people when they gather together as a church. Your parents and the godly leaders who lead your church can help you know if you are ready to take it.)</i> 8. How can we become God's people? <i>By turning away from our sins and trusting in Jesus as our Savior.</i>

Deep Down Discussion Sheet

use with all THREE lessons

P.2

Questions to aid discussion of the key concepts and for use in games

THE GOSPEL What is God’s good news for you and me? *The gospel! We have all disobeyed God and deserve His punishment. But God is so merciful that He sent His Son, Jesus, to be our Savior. Jesus lived a perfect life and offered it up as the full payment for the sins of God’s people when He suffered and died on the cross. Then, on the third day, Jesus rose from the dead in victory. He had really beaten sin and death for God’s people. Now, all who turn away from their sins and trust in Jesus as their Savior are saved and become God’s people. This is what God’s people celebrate when they take the Lord’s Supper together-- the amazing love of God for them. We can become God’s people, too, when we turn away from our sins and trust in Jesus as our Savior. And if you do this, then one day, you, too will get to join God’s people in remembering how Jesus died to save you by eating this special meal. What a great day that will be! Ask God to help you!*

BIBLE TRUTH BIBLE VERSE “This is my body, which is given for you. Do this in remembrance of me.” And likewise the cup after they had eaten, saying, “This cup that is poured out for you is the new covenant in my blood.”
-- Luke 22:19,20, ESV

Learn a Little: “This is my body, which is given for you. Do this in remembrance of me.”

Meaning

What does that mean?

When God’s people gather together at church, they remember how Jesus died on the cross to save them. They remember that He let His body be hurt and His blood be spilled out as He suffered and died for their sins. How do they do this? The way Jesus told His disciples to: with a special little meal of bread and wine or grape juice. The bread is eaten as a way to remember how His body for broken on the cross for their sins. The wine or grape juice is drunk as a way to remember that it was His blood that paid for their sins so they could be forgiven by God. God’s people have this special meal often, just like Jesus told them to. How thankful they are for Jesus and all He did for them! We can become God’s people when we turn away from our sins and trust in Jesus as our Savior.

Discussion Questions

1. Who died to save God’s people from their sins? *Jesus did.*
2. What did Jesus tell God’s people to do to remember how He died for them? *To eat the Lord’s Supper.*
3. What food and drink are used at the Lord’s Supper? *Little pieces of bread and grape juice/wine.*
4. Of what does the bread remind God’s people? *Of Jesus’ body. He chose to suffer and die on the cross for them.*
5. Of what does the grape juice/wine remind God’s people? *Of Jesus’ blood that was the perfect payment for the sins of God’s people.*
6. Who should take the Lord’s Supper? *Only God’s people.*
7. How can we become God’s people? *By turning away from our sins and trusting in Jesus as our Savior.*

choose a few

BIBLE STORY The Case of the Remembered Rescue

Discussion Questions

1. What did the people of Israel gather together every year to celebrate? *How God had rescued them from their strong enemies, the Egyptians, long ago.*
2. What did the Egyptians do to the Israelites? *They forced them to work for them and wouldn’t let them go.*
3. What did God do to rescue the people of Israel? *Many amazing things.*
4. What did God tell the people of Israel to do on the night before He was going to free them? *To take the blood of a lamb and put it on the door of their house. To cook their bread flat. To pack up and get ready to go. They were to eat the lamb and eat the bread at dinner and celebrate what God would do for them.*
5. What was the even greater thing that the LORD did for His people? *He sent Jesus to be their Savior.*
6. What did Jesus do at the Passover dinner? *He shared with His close friends, the disciples, that told them what He was about to do? He told them that they were now to remember His body when they ate the flat bread. He was going to give it up for them on the cross. They were now to remember His blood when they drank the Passover wine. He was going to shed His blood on the cross to make a new promise with God to save His people from their sins. His blood would be the perfect payment needed.*
7. Why do people at your church still celebrate the Lord’s Supper? *Because Jesus told us that God’s people should keep on remembering Him this way until He comes back.*
8. How can we become God’s people? *By turning from our sins and trusting in Jesus as our Savior. If we do, one day we will get to take the Lord’s Supper with the believers at our church, too.*

choose a few

DEEP DOWN DETECTIVES

Curriculum Resources



**Appendix A:
Unit 15 Songs, ESV**

Index of Songs

TRACK NUMBERS	205
GENERAL CLASSROOM SONGS (USED EVERY LESSON, EVERY UNIT)	
Lyrics:	
The Classroom Song vs.1-4	209
Deep Down Detectives Theme Song	210
The Classroom Rules Song	210
Let's Pray Song	211
The Big Question Box Song	211
The Bible Chant Song	212
ACTS Prayer Song	212
Sheet Music:	
The Classroom Song vs.1-4	
Deep Down Detectives Theme Song	213
The Classroom Rules Song	213
Let's Pray Song	214
The Big Question Box Song	214
The Bible Chant Song	215
ACTS Prayer Song	215
	216
Unit 15: God's People Gather Together	
Unit 15 Songs Lyrics:	
Big Q & A 15 Song	217
Big Question 15 Song: Why Do God's People Go to Church?	219
Big Question 15 Bible Verse Song: Stir Up Hebrews 10:24-25, ESV	221
Big Question 15 Hymn: Brethren, We Have Met to Worship, v.1	220
Big Question 15 Praise Song: Praise the Lord Together	222
	223
Unit 15 Songs Sheet Music:	
Big Q & A 15 Song	224
Big Question 15 Song: Why Do God's People Go to Church?	226
Big Question 15 Bible Verse Song: Stir Up Hebrews 10:24-25, ESV	225
Big Question 15 Hymn: Brethren, We Have Met to Worship, v.1	227
Big Question 15 Praise Song: Praise the Lord Together	227
Why Do God's People Go to Church? To Worship God and Love One Another!	
Bible Truth 1: By Praising God for Jesus' Win over Death	
Lyrics:	
Bible Verse: He Has Given Us a New Birth 1 Peter 1:3, HCSB	231
Extra Bible Verse: Shout with Joy to God Psalm 66:1-3,5,9,16, ESV	232
Extra Bible Verse: Make a Joyful Noise Psalm 100:1-6 ESV	233
Extra Bible Verse: Noise, Noise, Noise Psalm 100:1-4. ESV (other version)	234
Extra Bible Verse: The Time Is Fulfilled Mark 1:15, ESV	235
Extra Bible Verse: The Time Mark 1:15, ESV (other version)	236
Extra Bible Verse: How Beautiful Romans 10:13-15, ESV	237
Extra Bible Verse: Be My Witnesses Acts 1:8, ESV	238
Extra Bible Verse: All the Nations You Have Made Psalm 86:9, ESV	239
Extra Bible Verse: Behold a Great Multitude Revelation 7:9-10, ESV	240

Index of Songs, continued

Sheet Music:

Bible Verse: He Has Given Us a New Birth 1 Peter 1:3, HCSB	241
Extra Bible Verse: Shout with Joy to God Psalm 66:1-3,5,9,16, ESV	242
Extra Bible Verse: Make a Joyful Noise Psalm 100:1-6 ESV	243
Extra Bible Verse: Noise, Noise, Noise Psalm 100:1-4. ESV (other version)	244
Extra Bible Verse: The Time Is Fulfilled Mark 1:15, ESV	245
Extra Bible Verse: The Time Mark 1:15, ESV (other version)	246
Extra Bible Verse: How Beautiful Romans 10:13-15, ESV	247
Extra Bible Verse: Be My Witnesses Acts 1:8, ESV	248
Extra Bible Verse: All the Nations You Have Made Psalm 86:9, ESV	249
Extra Bible Verse: Behold a Great Multitude Revelation 7:9-10, ESV	250

Bible Truth 2: By Learning from God's Word, the Bible**Lyrics:**

Bible Verse: Devote Yourself 1 Timothy 4:13, ESV	251
Extra Bible Verse: An Overseer Must Be Titus 1:6-9, ESV	252
Extra Bible Verse: Open My Eyes Psalm 119:18,72-73, ESV	253
Extra Bible Verse: I Have Stored Up Your Word Psalm 119:11,15-16, ESV	254
Extra Bible Verse: If Anyone Loves Me John 14:23, ESV	255

Sheet Music:

Bible Verse: Devote Yourself 1 Timothy 4:13, ESV	256
Extra Bible Verse: An Overseer Must Be Titus 1:6-9, ESV	257
Extra Bible Verse: Open My Eyes Psalm 119:18,72-73, ESV	258
Extra Bible Verse: I Have Stored Up Your Word Psalm 119:11,15-16, ESV	259
Extra Bible Verse: If Anyone Loves Me John 14:23, ESV	260

Bible Truth 3: By Caring for Each Other's Needs!**Lyrics:**

Bible Verse: A New Commandment John 13:34-35, ESV	261
Extra Bible Verse: There Are Different Kinds of Gifts 1 Corinthians 12:4,12,27, NIV 1984	262
Extra Bible Verse: As Each Has Received a Gift 1 Peter 4:10-11, ESV	263
Extra Bible Verse: Gift, Gift, Gift 1 Peter 4:10-11, ESV (other version)	264
Extra Bible Verse: Encourage One Another 1 Thessalonians 5:11,13-15, ESV	265
Extra Bible Verse: Build One Another Up 1 Thessalonians 5:11,13-15, ESV	266
Extra Bible Verse: Let Us Hold Fast Hebrew 10:23-25, ESV	267
Extra Bible Verse: On the First Day of Every Week 1 Corinthians 16:2, HCSB	268
Extra Bible Verse: An Overseer Must Be Titus 1:6-9, ESV	269
Extra Bible Verse: Love 1 Corinthians 13:4-8,13, ESV	270
Extra Bible Verse: Love Is Patient 1 Corinthians 13:4-8, ESV	271

Sheet Music:

Bible Verse: A New Commandment John 13:34-35, ESV	272
Extra Bible Verse: There Are Different Kinds of Gifts 1 Corinthians 12:4,12,27, NIV 1984	273
Extra Bible Verse: As Each Has Received a Gift 1 Peter 4:10-11, ESV	274
Extra Bible Verse: Gift, Gift, Gift 1 Peter 4:10-11, ESV (other version)	275
Extra Bible Verse: Encourage One Another 1 Thessalonians 5:11,13-15, ESV	276
Extra Bible Verse: Build One Another Up 1 Thessalonians 5:11,13-15, ESV	277
Extra Bible Verse: Let Us Hold Fast Hebrew 10:23-25, ESV	279
Extra Bible Verse: On the First Day of Every Week 1 Corinthians 16:2, HCSB	280
Extra Bible Verse: An Overseer Must Be Titus 1:6-9, ESV	281
Extra Bible Verse: Love 1 Corinthians 13:4-8,13, ESV	282
Extra Bible Verse: Love Is Patient 1 Corinthians 13:4-8, ESV	283

Index of Songs, continued

Bible Truth 4: By Telling What God Has Done and Praying**Lyrics:**

Bible Verse: Pray, Pray, Pray Ephesians 6:18, HCSB	284
<i>Extra Bible Verse: Take Up the Whole Armor Ephesians 6:13,16-18, ESV</i>	285
<i>Extra Bible Verse: Help Us 2 Corinthians 1:13, ESV</i>	286

Sheet Music:

Bible Verse: Pray, Pray, Pray Ephesians 6:18, HCSB	287
<i>Extra Bible Verse: Take Up the Whole Armor Ephesians 6:13,16-18, ESV</i>	288
<i>Extra Bible Verse: Help Us 2 Corinthians 1:13, ESV</i>	290

Bible Truth 5: By Baptizing People Who Trust in and Live for Jesus**Lyrics:**

Bible Verse: Repent, Repent and Be Baptized Acts 2:38-39, ESV	291
<i>Extra Bible Verse: The Time Is Fulfilled Mark 1:15, ESV</i>	292
<i>Extra Bible Verse: The Time Mark 1:15, ESV (other version)</i>	293

Sheet Music:

Bible Verse: Repent, Repent and Be Baptized Acts 2:38-39, ESV	
<i>Extra Bible Verse: The Time Is Fulfilled Mark 1:15, ESV</i>	294
<i>Extra Bible Verse: The Time Mark 1:15, ESV (other version)</i>	295
	296

Bible Truth 6: By Remembering Jesus Died to Save Them**Lyrics:**

Bible Verse: This Is My Body Luke 22:19,20, ESV	297
<i>Extra Bible Verse: He Took Bread Luke 22:19,20, HCSB</i>	298

Sheet Music:

Bible Verse: This Is My Body Luke 22:19,20, ESV	299
<i>Extra Bible Verse: He Took Bread Luke 22:19,20, HCSB</i>	300

Deep Down Detectives ESV Songs 15 Track Numbers

This is a listing of all songs mentioned in the unit curriculum. You may or may not choose to use all of the songs. They are listed in easy-reference order--NOT in the order used in the curriculum. You may choose to simply burn a CD/load them onto an mp3 device in this order. Or, you may want to do what we do: choose the songs we want to use and create a play list of them in that order. Then, we burn a CD/upload the play list onto an mp3 device. A teacher only has to click forward to the next song, instead of hunting for the right track. The track number have been included as part of the title of each song, teachers will still have a reference to the track number listed in the curriculum (same as those listed below), even if you change the order on your customized play list.

SONGS USED EVERY UNIT OF THE CURRICULUM

- 1 The Classroom Song v.1
- 2 The Classroom Song v.2
- 3 The Classroom Song v.3
- 4 The Classroom Song v.4
- 5 Deep Down Detectives Theme Song
- 6 The Classroom Rules Song
- 7 Let's Pray Song
- 8 The Big Question Box Song
- 9 The Bible Chant Song
- 10 ACTS Prayer Song (Short Version)
- 11 ACTS Prayer Song (Full Version)

UNIT 15: GOD'S PEOPLE GATHER TOGETHER

- 12 Big Q & A 15 Song
- 13 Big Question 15 Song: Why Do God's People Go to Church?
- 14 Big Question 15 Bible Verse Song: Stir Up Hebrews 10:24-25, ESV
- 15 Big Question 15 Hymn: Brethren, We Have Met to Worship, v.1
- 16 Big Question 15 Praise Song: Praise the Lord Together

Why Do God's People Go to Church? To Worship God and Love One Another...

Bible Truth 1: By Praising God for Jesus' Win over Death

- 17 Bible Verse: He Has Given Us a New Birth 1 Peter 1:3, HCSB
- 18 Extra Bible Verse: Shout with Joy to God Psalm 66:1-3,5,9,16, ESV
- 19 Extra Bible Verse: Make a Joyful Noise Psalm 100:1-6 ESV
- 20 Extra Bible Verse: Noise, Noise, Noise Psalm 100:1-4. ESV (other version)
- 21 Extra Bible Verse: The Time Is Fulfilled Mark 1:15, ESV
- 22 Extra Bible Verse: The Time Mark 1:15, ESV (other version)
- 23 Extra Bible Verse: How Beautiful Romans 10:13-15, ESV
- 24 Extra Bible Verse: Be My Witnesses Acts 1:8, ESV
- 25 Extra Bible Verse: All the Nations You Have Made Psalm 86:9, ESV
- 26 Extra Bible Verse: Behold a Great Multitude Revelation 7:9-10, ESV

Bible Truth 2: By Learning from God's Word, the Bible

- 27 Bible Verse: Devote Yourself 1 Timothy 4:13, ESV
- 28 Extra Bible Verse: An Overseer Must Be Titus 1:6-9, ESV
- 29 Extra Bible Verse: Open My Eyes Psalm 119:18,72-73, ESV
- 30 Extra Bible Verse: I Have Stored Up Your Word Psalm 119:11,15-16, ESV
- 31 Extra Bible Verse: If Anyone Loves Me John 14:23, ESV

Bible Truth 3: By Caring for Each Other's Needs

- 32 Bible Verse: A New Commandment John 13:34-35, ESV
- 33 Extra Bible Verse: There Are Different Kinds of Gifts 1 Corinthians 12:4,12,27, NIV 1984
- 34 Extra Bible Verse: As Each Has Received a Gift 1 Peter 4:10-11, ESV
- 35 Extra Bible Verse: Gift, Gift, Gift 1 Peter 4:10-11, ESV (other version)
- 36 Extra Bible Verse: Encourage One Another 1 Thessalonians 5:11,13-15, ESV
- 37 Extra Bible Verse: Build One Another Up 1 Thessalonians 5:11,13-15, ESV
- 38 Extra Bible Verse: Let Us Hold Fast Hebrew 10:23-25, ESV
- 39 Extra Bible Verse: On the First Day of Every Week 1 Corinthians 16:2, HCSB
- 40 Extra Bible Verse: An Overseer Must Be Titus 1:6-9, ESV
- 41 Extra Bible Verse: Love 1 Corinthians 13:4-8,13, ESV
- 42 Extra Bible Verse: Love Is Patient 1 Corinthians 13:4-8, ESV

Bible Truth 4: By Telling What God Has Done and Praying

- 43 Bible Verse: Pray, Pray, Pray Ephesians 6:18, HCSB
- 44 Extra Bible Verse: Take Up the Whole Armor Ephesians 6:13,16-18, ESV
- 45 Extra Bible Verse: Help Us 2 Corinthians 1:13, ESV

Why the Extra Songs?

Deep Down Detectives is a curriculum used by a wide age-span of kids. Sometimes one of the other songs is a better fit for your kids. Or, you may simply want to teach them more songs on the same Bible Truth. Use as many or as few as you want.

Bible Truth 5: By Baptizing People Who Trust in and Live for Jesus

- 46 Bible Verse: Repent, Repent and Be Baptized Acts 2:38-39, ESV
- 47 Extra Bible Verse: The Time Is Fulfilled Mark 1:15, ESV
- 48 Extra Bible Verse: The Time Mark 1:15, ESV (other version)

Bible Truth 6: By Remembering Jesus Died to Save Them

- 49 Bible Verse: This Is My Body Luke 22:19,20, ESV
- 50 Extra Bible Verse: He Took Bread Luke 22:19,20, HCSB

DEEP DOWN DETECTIVES

Curriculum Resources



**General Classroom Songs
(used every lesson
of the curriculum)**

Unit 15 Lyrics

The Classroom Song

DDD ESV Unit 15 Songs, Tracks 1-4

Verse 1

Let's gather together to worship God,
Let's gather together to worship God,
Come gather now with me!

Verse 2

We've gathered together to worship God,
We've gathered together to worship God,
And now it's time to play.

Verse 3

It's time to get ready to go and tell,
It's time to get ready to go and tell,
Come gather here with me.

Verse 4

So what's our big news to go and tell,
So what's our big news to go and tell,
Can you tell me now?

Unit 15 Lyrics

Deep Down Detectives Theme Song

DDD ESV Unit 15 Songs, Track 5

We're Deep Down Detectives,
diggin' deep in God's Word,
For truths about God and His plans for this world,
We're seeking to love Him, with all of our heart,
We're Deep Down Detectives!
Come on! Let's start!

Words and Music: Constance Dever ©2015

Classroom Rules Song

DDD ESV Unit 15 Songs, Track 6

Shh, be quiet while someone is talking,
Raise your hand, if you have something to say,
Don't touch your friend, sitting beside you,
Obey your teachers, Be kind as you play.
These are our classroom rules,
These are our classroom rules,
They help us worship God and love one another,
These are our classroom rules.

Words and Music: Constance Dever ©2015

Unit 15 Lyrics

Let's Pray

DDD ESV Unit 15 Songs, Track 7

1-2-3!

Fold your hands,

Bow your head,

Close your eyes.

Let's pray! (*repeat*)

Words and Music: Constance Dever ©2015

Big Question Box Song

DDD ESV Unit 15 Songs, Track 8

The Big Question Box Song

We've got a big box,

All closed up and locked,

Filled with the truths of God's Word.

We've got a brief case,

There's no time to waste,

Come on, kids, let's open it up!

Words and Music: Constance Dever ©2015

Unit 15 Lyrics

The Bible Chant Song

DDD ESV Unit 15 Songs, Track
9

The Bible, the Bible,
Let's get out the Bible.
Let's hear what God has to say.
The Bible, the Bible,
God's given us the Bible.
It's His Word for us to learn and obey! Yay!

Words and Music: Constance Dever ©2015

The ACTS Prayer Song

DDD ESV Songs, Tracks 10,11

A: Adoration, God, we praise You,
C: Confession, Forgive us our sins,
T: Thanksgiving, Thank You for Jesus,
S: Supplication, Help us live like Him. (repeat)

That's the A-C-T-S prayer, my friend,
Bow your head, Close your eyes, Shhh,
Let's begin!

Words and Music: Constance Dever ©2016

The Classroom Song

DDD ESV Unit 15 Songs, Tracks 1-4

1. Let's ga - ther to - geth - er to wor - ship God. Let's ga - ther to -
 2. We've ga - thered to - geth - er to wor - ship God. We've ga - thered to -
 3. It's time to get read - y to go and tell, It's time to get
 4. So what's our big news___ to go and tell? So what's our big

6
 geth - er to wor - ship God. Come ga - ther here with me.
 geth - er to wor - ship God. And now it's time to play!
 read - y to go and tell. Come ga - ther here with me!
 news___ to go and tell? Can you tell me now?

Words and Music: Constance Dever ©2013

Deep Down Detectives Theme Song

DDD ESV Unit 15 Songs, Track 5

We're Deep Down De - tec - tives! Dig - gin' deep in God's Word, For truths a bout God, and_ His
 plans for this world, We're seek - ing to love_ Him, with
 all of our heart, We're Deep Down De - tec - tives! Come on! Let's start!

Words and Music: Constance Dever ©2014

The Classroom Rules Song

DDD ESV Unit 15 Songs, Track

C F G C F G

Shh! Be qui - et while some one is talk ing, Raise your hand when you have some thing to say,

5 F C F C G13 C

Don't touch your friend, sit ting be-side you, O -bey your teach -ers be kind as_ you play.

9 F G F C G

These are_ our class-room rules, These are_ our class room rules,_____ They help us

13 C F G F G C

wor-ship God and love___ one_ an-oth er, These___ are_ our class-room rules. Yeah!

Words and Music: Constance Dever ©2013

Let's Pray

DDD ESV Unit 15 Songs, Track 7

A C#m D A E A

One, two, three, Fold your hands, Bow your head, close your eyes, Let's pray!

5 C#m D A E

One, two, three, Fold___ your hands, Bow your head, close your eyes, Let's pray!

Words and Music: Constance Dever ©2013

The Big Question Box Song

We've got a big_ box, All closed up and locked, Filled with the truths of God's
 Word. We've got a brief_____ case,_____ There's
 no time to waste! Come on,_____ kids! Let's o - pen it up!

Words and Music: Constance Dever ©2016

The Bible Chant Song

The Bi-ble, the Bi ble, Let's get out the Bi-ble, Let's hear what God has to say._____ The
 Bi ble, the Bi-ble, God's gi-ven us the Bi ble, It's His Word for us to learn and o bey!_ Yay!

Words and Music: Constance Dever ©2013

The ACTS Prayer Song

A: A-do-ra tion, "God,we praise You," C: Con-fes-sion,"For-give us our sins,"

T: Thanks-giv ing, "Thank You for Je-sus, S: Sup-pli-ca-tion,"Help us live like Him."

A: A-do-ra tion, "God,we praise You," C: Con-fes-sion,"For-give us our sins,"

T: Thanks-giv ing, "Thank You for Je-sus, S: Sup-pli-ca-tion,"Help us live like Him."

live like_ Him." That's the A, C, T, S prayer, my friend, Bow your

head, close your eyes, shhh! Let's be - gin!

DEEP DOWN DETECTIVES

Curriculum Resources



Unit 15 Songs
(used with all 6 Bible Truths)

Unit 15 Lyrics

Big Q & A 15 Song

DDD ESV Songs 15, Track 12

Why do God's people go to church?
Go to church? Go to church?
Why do God's people go to church?
To worship God and to love one another!

Words: Constance Dever Music: Adapted Nursery Rhyme ©2012

Unit 15 Lyrics

Unit 15 Bible Verse Song: DDD ESV Songs 15, Track 13

Stir Up

Stir up, stir up,
Let's consider how to stir up,
Stir up one another to love and good works.
Stir up, stir up,
Let's consider how to stir up,
Stir up one another to love and good works.
Not neglecting to meet together,
Not neglecting to meet together,
Stir up, stir up,
Let's consider how to stir up,
Stir up one another to love and good works.
Stir up, stir up,
Let's consider how to stir up,
Stir up one another to love and good works.
Hebrews Ten, twenty-four and five.

Words: adapted from Hebrews 10:24-25, ESV Music: Constance Dever ©2011

Tie-in: Why do God's people go to church? To worship God and love one another. The Bible tells God's people to not neglect meeting together! They need to keep on meeting together, week and after. God's people need keep going to church to learn more about God, to praise him and to love Him. And also, to think about how to help each other love God and each other more and do good works to all. That's why we're at church today!

Big Question 15 Song:

DDD ESV Songs 15, Track 14

Why Do God's People Go to Church?

Refrain:

Why do God's people go to church?
To worship God and love one another.
Why do God's people go to church?
To worship God and love one another.

Verse 1:

God's people gather to worship God.
To sing His praises and pray.
They listen to preaching,
From God's Word, the Bible,
To better love Him each day. (*Refrain*)

Verse 2:

God's people gather to love one another,
In acts of kindness and grace.
They love one another,
Like sisters and brothers,
Helping all to live God's way. (*Refrain*)

Unit 15 Lyrics

Big Question 15 Hymn: Brethren, We Have Met to Worship

DDD ESV Songs 15, Track 15

Verse 1

Brethren, we have met to worship,
And adore the Lord, our God.
Will you pray with all your power,
While we try to preach the Word?

Words: George Atkins Music: William Moore

Tie-in: Why do God's people go to church? To worship God and love one another! Do you know what brethren are? They are brothers and sisters! God's people are like brothers and sisters in a family...God's family. When they meet together they do things to love one another. What else do they do? They meet to worship God and pray and listen to the pastor preach God's Word. Why, that's why you and me, your parents and all the other people are here at church today!

Unit 15 Lyrics

Big Question 15 Praise Song: Praise the Lord Together

DDD ESV Songs 15, Track 16

Praise the Lord together saying:

“Hallelujah, Hallelujah, Hallelujah!”

Praise the Lord together saying:

“Hallelujah, Hallelujah, Hallelujah!” *(repeat)*

Words and Music: Anonymous

Tie-in: Hallelujah means “Praise the Lord.” When God’s people go to church, they gather together to worship God. They love to sing His praises. He’s been so good to them!

Big Q & A 15 Song

The musical score is written on two staves in 4/4 time with a key signature of three sharps (F#, C#, G#). The first staff begins with a treble clef and a key signature of three sharps. The melody consists of quarter and eighth notes. Chords E and B are indicated above the staff. The lyrics are: "Why do God's peo-ple go to church? Go to church? Go to church?". The second staff begins with a treble clef and a key signature of three sharps, with a measure rest for the first measure. The melody continues with quarter and eighth notes. Chords E, B, E, A, and E are indicated above the staff. The lyrics are: "Why do God's peo-ple go to church? To wor-ship God and to love one an-oth-er!".

E B

Why do God's peo-ple go to church? Go to church? Go to church?

5 E B E A E

Why do God's peo-ple go to church? To wor-ship God and to love one an-oth-er!

Words: Constance Dever Music: Adapted Nursery Rhyme ©2012

Hebrews 10:24-25 Stir Up

Big Question 15 Bible Verse

Stir up, Stir up, Let's con - si - der how to stir up, Stir up one an oth-er to

love and good works. Stir up, Stir up, Let's con - si - der how to stir up, Stir

up one an oth-er to love and good works. Not ne- glect ing to meet to geth - er, Not ne

glect-ing to meet to-geth - er. Stir up, Stir up, Let's con - si-der how to stir up, Stir

up one an oth-er to love and good works. Stir up, Stir up, Let's con - si-der how to stir up, Stir

up one an-oth-er to love and good works. He-breus Ten: twen-ty-four and five.

Words: adapted from Hebrews 10:24-25 ESV Music: Constance Dever ©2012

Big Question 15 Song

A D A D A D E

Why do God's peo-ple go to church? To wor-ship God and love one an-oth-er! Why

5 A D A D A E A

do God's peo ple go to church? To wor-ship God and love one an-oth-er!

10 D A E A D A E D A

church is God's peo ple gath-ered to-geth-er, It's not a build-ing of bricks, It's made up of peo-ple who

15 E A D E A D A

fol - low Je- sus, in faith and re pen - tance. Why do God's peo-ple go to church? To

20 D A D E A D A D A

wor-ship God and love one an-oth-er! Why do God's peo ple go to church? To wor-ship God and

25 E A D A E A D A

love one an-oth-er! God's peo-ple gath-er to wor-ship God, to sing His prai-ses and

30 E D A E A D E

pray, They lis-ten to preach-ing from God's Word, the Bi-ble, to bet-ter love Him each day,

35 A D A D A D E A

do God's peo-ple go to church? To wor-ship God and love one an-oth-er! Why do God's peo ple

40 D A D A E A D A

go to church? To wor-ship God and love one an-oth-er! God's peo-ple gath-er to

45 E A D A E D A E A
 love one an-oth-er, In acts of kind-ness and grace, they love one an-oth-er like sis-ters and broth-ers,
 50 D E A A D A D A
 help-ing all to live God's way, Why do God's peo-ple go to church? To wor-ship God and
 55 D E A D A D A E A
 love one an-oth-er! Why do God's peo ple go to church? To wor-ship God and love one an-oth-er!

Words: and Music: Constance Dever ©2012

Brethren, We Have Met to Worship

Big Question 15 Hymn

DDD ESV Songs 15, Track 15

Musical notation for the hymn "Brethren, We Have Met to Worship". The score is in 4/4 time and F major. It consists of two staves of music. The first staff begins with a treble clef and a key signature of one flat. The melody is written on a single line. The lyrics are: "Breth - ren, we have met to wor - ship And a - dore the Lord, our God." The second staff begins with a treble clef and a key signature of one flat. The melody continues. The lyrics are: "Will you pray with all your pow - er, While we try to preach the Word?"

Words: George Atkins Music: William Moore

Praise the Lord Together

Big Question 15 Praise Song

DDD ESV Songs 15, Track 16

Musical notation for the praise song "Praise the Lord Together". The score is in 4/4 time and A major. It consists of two staves of music. The first staff begins with a treble clef and a key signature of three sharps. The melody is written on a single line. The lyrics are: "Praise the Lord to - geth - er say - ing: 'Hal - le - lu - jah, Hal - le - lu - jah, Hal - le - lu - jah!'" The second staff begins with a bass clef and a key signature of three sharps. The accompaniment is written on a single line. The lyrics are: "Praise the Lord to - geth - er say - ing: 'Hal - le - lu - jah, Hal - le - lu - jah, Hal - le - lu - jah!'"

Words and Music: Unknown

DEEP DOWN DETECTIVES

Curriculum Resources



**Unit 15 Bible Truth
Bible Verse Songs**

Bible Verse Song:

He Has Given Us a New Birth

DDD ESV Songs 15, Track 17

He has given us a new birth,
Into a living hope,
He has given us a new birth,
Into a living hope,
Through the resurrection of Jesus Christ from the dead,
Through the resurrection of Jesus Christ from the dead.
He has given us a new birth,
Into a living hope,
He has given us a new birth,
Into a living hope.
First Peter One, three.

about this Bible verse:

Words: 1 Peter 1:3, HCSB Music: Constance Dever ©2012

When we are born as babies, we have our first birth. But did you know that all who turn away from their sins and trust in Jesus as their Savior are given a new birth? Not a new birth as a baby again. This isn't a new birth for our bodies. God gives our heart a new birth. He forgives all our sins and gives us a new heart filled with the Holy Spirit --a heart that knows God, and wants to love Him and live for Him.

Jesus is why God's people get to have this wonderful new birth. He died on the cross for their sins. He made the way for them to be God's people. But Jesus didn't stay dead. He was resurrected. That's a big Bible word meaning that He rose from the dead. Yes, on that third day--that glorious Easter Sunday morning-- He rose from the dead, showing that He had really beaten sin and death for them. Jesus is alive for evermore. And He is the living hope of God's people that one day, they, too, will live face to face with God forever!

Extra Bible Verse Song: Shout with Joy to God

Shout! Shout! Shout with joy!
Shout with joy to God, all the earth!
Sing! Sing! Sing the glory!
Sing the glory of His name!
Say! Say! Say to God!
Say to God, "How awesome are your deeds."
Come, Come, Come and see,
Come and see what God has done!
I will tell you what He has done for me!
Psalm Sixty-six, one through three, five, nine, sixteen.

about this Bible verse:

Words: adapted from 1 Peter 4:10,11 ESV Music: Constance Dever ©2015

These verses remind us that God is the one who gives us everything we are and have. He wants us to be good stewards of them. He wants us to use these gifts to help and encourage others; and, to bring praise to His name. He gives us the strength to do this, through His Holy Spirit, when we turn from our sins and trust in Jesus as our Savior.

Extra Bible Verse Song: Make a Joyful Noise

DDD ESV Songs 15, Track 19

Refrain:

Make a joyful noise, make a joyful noise,
Make a joyful noise to the LORD, all the earth!
Make a joyful noise, make a joyful noise,
Make a joyful noise to the LORD, all the earth!

Serve the LORD with gladness!
Come into his presence with singing!
Know that the LORD, he is God!
It is he who made us, and we are his. *Refrain*

We are his people, and the sheep of his pasture.
O, Enter His gates, His gates with thanksgiving,
And his courts with praise! *Refrain*

Psalm One-hundred, one through six.

about this Bible verse:

Words: Psalm 100:1-6, ESV Music: Constance Dever ©2012

God is the good King and Creator of us all. God's people love to praise Him and tell Him how much they love Him and how wonderful He is. They are so happy to be His people who He cares for and loves. They thank Him for being so good to them.

Because God's people are so happy about being His people, it's not enough for them to quietly worship Him. They want to make a joyful noise and sing loudly to Him. They want everyone--the whole earth--to praise God along with them. They want them to gather together with them at church and sing, sing, sing to the LORD, the great and

Extra Bible Verse Song: Noise, Noise, Noise

DDD ESV Songs 15, Track 20

Noise, noise, noise,
Make a joyful noise to the LORD,
All the earth, make a joyful noise.
Serve the LORD with gladness!
Come into his presence with singing!
Know the LORD, he is God!

Noise, noise, noise,
Make a joyful noise to the LORD,
All the earth, make a joyful noise.
It is he who made us,
We are his sheep of his pasture.
Psalm One-hundred, one through four.

about this Bible verse:

Words: Psalm 100:1-4, ESV Music: Constance Dever ©2012

God is the good King and Creator of us all. God's people love to praise Him and tell Him how much they love Him and how wonderful He is. They are so happy to be His people who He cares for and loves. They thank Him for being so good to them.

Because God's people are so happy about being His people, it's not enough for them to quietly worship Him. They want to make a joyful noise and sing loudly to Him. They want everyone--the whole earth--to praise God along with them. They want them to gather together with them at church and sing, sing, sing to the LORD, the great and

Extra Bible Verse Song: The Time Is Fulfilled

DDD ESV Songs 15, Track 21

The time is fulfilled,
The time is fulfilled,
And the kingdom of God is at hand.
The time is fulfilled,
The time is fulfilled,
And the kingdom of God is at hand.

Repent and believe,
Repent and believe in the gospel,
Repent and believe,
Repent and believe in the gospel,
Repent and believe. (repeat)
Mark Chapter One, verse fifteen.

about this Bible verse:

Words adapted from Mark 1:15, ESV Constance Dever © 2011

For years and years, God had promised to send a Savior to save us from our sins. For years and years, people waited and watched...and they watched and waited. At last, Jesus came! He taught the people about God and did amazing things. He showed them that He was God's Son, the Savior God had promised.

But what did people have to do, if they were to be forgiven by God for their sins? Jesus told them: "Repent and believe in the gospel--the good news that Jesus was God's Son, the Savior, sent to save them. We can be forgiven, too, when we repent--that is, turn away from disobeying God and living life our own way-- and believe that Jesus is God's Son, the Savior. God loves to help us do this. Ask Him!

Extra Bible Verse Song:

The Time

The time is fulfilled,
The time is fulfilled,
And the kingdom of God,
The kingdom's at hand.
Repent and believe,
Repent and believe in the gospel. (repeat)

Mark Chapter One, verse fifteen.

about this Bible verse:

Words adapted from Mark 1:15, ESV Constance Dever © 2011

For years and years, God had promised to send a Savior to save us from our sins. For years and years, people waited and watched...and they watched and waited. At last, Jesus came! He taught the people about God and did amazing things. He showed them that He was God's Son, the Savior God had promised.

But what did people have to do, if they were to be forgiven by God for their sins? Jesus told them: "Repent and believe in the gospel--the good news that Jesus was God's Son, the Savior, sent to save them. We can be forgiven, too, when we repent--that is, turn away from disobeying God and living life our own way-- and believe that Jesus is God's Son, the Savior. God loves to help us do this. Ask Him!"

Extra Bible Verse Song: How Beautiful

Refrain

How beautiful! How beautiful!
How beautiful are the feet.
How beautiful! How beautiful!

Are the feet of those who preach the good news.
Ev'ryone who calls on the name of the Lord,
Will be saved.
Ev'ryone who calls on the name of the Lord,
Will be saved.

Yes, but I have some questions....

How then will they call on Him they've not believed in?
How are they to believe in Him they never heard?
How are they to hear without someone preaching?
How are they to preach unless they are sent?

Well, it all goes back to those feet! Refrain

Romans Ten, thirteen through fifteen.

about this Bible verse:

Words: adapted from Romans 10:13-15 ESV Music: Constance Dever ©2011

These verses remind us that God sends His people to tell others the good news of salvation through Jesus. They must go, if others are to hear and believe. That is how God has planned to save sinners. What a privilege this is to go and tell others! That is what makes their feet beautiful. Not that they have pretty feet, but that by using their feet to go tell others about Jesus, those others can know God and be saved from their sins.

Extra Bible Verse Song: Be My Witnesses

Be my witnesses,
You will be my witnesses,
In Jerusalem, Judea and Samaria,
And to the ends,
The ends of the earth.

Be my witnesses,
You will be my witnesses,
In Jerusalem, Judea and Samaria,
And to the ends,
The ends of the earth.
Acts One, eight.

about this Bible verse:

Words: adapted from Acts 1:8 ESV Music: Constance Dever ©2011

Jesus' followers started out in Jerusalem--the city where Jesus died and rose from the dead. Jesus told them that they were not to stay there, but spread out to nearby areas (Judea and Samaria) and keep on going. The good news of salvation through faith in Him was a message for the whole world. They were to be His witnesses. That is, they were to tell others what they had learned about Jesus and seen God do through Him. They were to tell others how they could be saved. Even today, God's people keep obeying Jesus' command to take the gospel to the ends of the earth. God's plan to call and love a people from every land on earth will be fulfilled.

Extra Bible Verse Song: DDD ESV Songs 15, Track 25

All the Nations You Have Made

All the nations you have made,
Shall come worship before you,
O Lord, they shall glorify,
Glorify your name.

All the nations you have made,
Shall come worship before you,
O Lord, they shall glorify,
Glorify your name.
Psalm Eighty-six, nine.

about this Bible verse:

Words: Psalm 86:9, ESV Music: Constance Dever ©2012

The world is filled with many different people. They may look differently and dress differently and speak differently, but they all have one Creator—the LORD, the one, true God. It is God’s one, big plan that people from every nation will be His people. That’s why God’s people go all over the world, sharing the good news of Jesus—so more will hear and be saved. God promises in the Bible that at the end of time all people will gather before Him as a huge crowd. They will all confess that Jesus is Lord. Until that day, God’s people will keep on inviting the people from every nation to come gather with them and hear the good news of Jesus.

Extra Bible Verse Song:

Behold, A Great Multitude

Behold, a great multitude,
That no one could number,
From every nation, tribes, peoples and languages,
Standing before the throne,
And crying out, "Salvation belongs to our God,
Who sits on the throne,
And to the Lamb, and to the Lamb,
Salvation belongs to our God.
Revelation Nineteen, six and seven.

about this Bible verse:

Words: Revelation 19:6,7, NIV 1984 Music: Constance Dever ©2012

Multitude is a big word for a huge crowd of people. And just how big was this huge crowd? It was so big that you couldn't even count all the people. Can you imagine a number so big?! And who are all these people? They are all God's people, gathered together before Jesus.

Jesus is called the Lamb sometimes. That's because He gave up His life to save God's people from their sins when He suffered and died on the cross. No wonder all these people are praising Jesus for being their Savior and their God! He saved them so they could be with God forever. How happy they are to be all together with Jesus at last! How happy that they will get to be with Him forever!

He Has Given Us a New Birth

DDD ESV Songs 15, Track 17

B \flat
E \flat
B \flat

1 He has giv - en us a new birth_ in - to a liv - ing hope, He has
 5 B \flat E \flat B \flat F E \flat
 giv - en us a new birth in - to a liv - ing hope. through the re - sur - rec - tion of
 10 B \flat E \flat B \flat E \flat B \flat
 Je - sus Christ from the dead, through the re - sur - rec - tion of Je - sus Christ
 15 F B \flat B \flat E \flat
 from the dead. He has giv - en us a new birth_ in - to a liv - ing
 20 B \flat B \flat
 hope, He has giv - en us a new birth_ in - to a
 23 F B \flat F B \flat
 liv - ing hope. First Pet - er One: three.

Words: adapted from 1 Peter 1:3 HCSB Music: Constance Dever ©2012

Make a Joyful Noise

D
Gsus4+2
G
A

1 Make a jo - ful noise, Make a joy - ful noise, Make a joy - ful noise to the Lord,

4
D
Gsus4+6
G
A

4 — all the earth. Make a joy-ful noise, Make a joy-ful noise, Make a joy-ful noise to the Lord

8
D
A
D
G
A
D
G
D

8 — all the earth.— Serve the Lord with glad ness,— Come in-to His pre-sence with

13
D
A
G
D
G
D
G
A

13 sing-ing. Know that the Lord, He is God. It is he who made us and we are His.—

18
D
Gsus4+6
G
A

18 — Make a jo - ful noise, Make a joy - ful noise, Make a joy - ful noise to the Lord,

22
D
Gsus4+6
G
A

22 — all the earth. Make a joy-ful noise, Make a joy-ful noise, Make a joy-ful noise to the Lord

26
D
A
D
G
A
D
G
D
D
A

26 — all the earth.— We are— His peo- ple, And the sheep of His pas- ture.—

32
G
D
G
D
G

32 En-ter His gates, His gates with thanks-giv-ing, And His courts with praise. Make a

37
D
Gsus4+6
G
A
D

37 jo-ful noise, Make a joy-ful noise, Make a joy-ful noise to the Lord,— all the earth. Make a

41
Gsus4+6
G
A

41 joy - ful noise, Make a joy - ful noise, Make a joy - ful noise to the Lord

44
D
A
D
D
A
D

44 — all the earth.— Psalm One- hun - dred,— one through six.

Noise, Noise, Noise

B \flat F

Noise, noise, noise, make a joy - ful noise to the LORD, all the earth, make a joy - ful

4 F B \flat E \flat B \flat

noise. Serve the LORD with glad - ness! Come in - to His pre sence with sing-ing! Know the

7 F B \flat B \flat F

LORD, he is God! Noise, noise, noise, make a joy-ful noise to the LORD, all the

11 F B \flat

earth, make a joy - ful noise. It is he who made_ us, we are

14 E \flat B \flat F B \flat

his sheep of his pas - ture, en - ter His courts with praise.

17 F B \flat

Psalm One - hun - dred, one through four.

Words: adapted from Psalm 100:1-4 ESV Music: Constance Dever ©2012

The Time Is Fulfilled

G Bm C
 The time is ful- filled, the time is ful- filled and the king- dom of God is at
 7 G D Bm C
 hand. The time is ful- filled, the time is ful- filled, and the king- dom of
 14 D G C
 God is at hand, Re- pent and be- lieve, Re- pent and be- lieve, in the
 21 G C D
 gos- pel, Re- pent and be- lieve, Re- pent and be- lieve in the gos- pel, Re-
 28 G 1. 2. D G
 pent and be- lieve, The Mark Chap- ter One, verse fif- teen.

Words: adapted from Mark 1:15 ESV Music: Constance Dever ©2012

The Time

E A E

The time is ful-filled, the time is ful-filled, and the king-dom of God, the king-dom's at hand. Re -

4 A E E⁶ B E

pent and be-lieve in the gos - pel, the gos - pel. The

8 E A E

time is ful-filled, the time is ful-filled, and the king-dom of God, the king-dom's at hand. Re -

12 A E E⁶ B

pent and be - lieve in the gos pel, re - pent and be -

15 E B E

lieve. Mark chap - ter One, fif - teen.

Words: adapted from Mark 1:15 ESV Music: Constance Dever ©2012

How Beautiful

B \flat E \flat B \flat F B \flat

How beau - ti - ful! How beau-ti-ful! How beau ti-ful are the feet. How beau-ti - ful! How

5 E \flat B \flat F F 7 B \flat F B \flat E \flat B \flat F B \flat

beau-ti-ful, Are the feet of those who preach the good news. Ev-'ry one who calls on the name of the Lord

10 E \flat F E \flat B \flat F B \flat E \flat

will be saved... Ev-'ry one who calls on the name of the Lord will be

15 F But, wait! E \flat B \flat F B \flat E \flat B \flat

saved. How then will they call on him they've not be-lieved in? How are they to be-lieve in

19 F B \flat E \flat B \flat F B \flat E \flat B \flat

him they've ne-ver heard? How are they to hear with-out some one preach-ing? How are they to preach un-less

23 E \flat F B \flat E \flat B \flat F B \flat

Well, it all goes back to those feet! they are sent? How beau - ti - ful! How beau - ti - ful! How beau ti - ful are the feet. How

28 E \flat B \flat F F 7

beau - ti - ful! How beau - ti - ful, Are the feet of those who

31 B \flat F B \flat F E \flat B \flat

preach the good news. Ro - mans Ten, thir - teen thro' fif - teen.

Words: adapted from Romans 10:13-15 ESV Music: Constance Dever ©2012

Be My Witnesses

Em Bm A Bm Em Bm A Bm Em B

Be my wit-nes ses, You will be my wit-nes-ses, in Je - ru-sa-lem, Ju-de-a and Sa

6 Em D Em B⁷ Em Em Bm A Bm

ma-ri a, and to the ends, the ends_of the earth. Be my wit-nes ses,

11 Em Bm A Bm Em B Em D Em

You will be my wit-nes-ses, in Je - ru - sa-lem, Ju-de - a and Sa- ma-ri a, and

15 B⁷ Em Bm Em

to the ends, the ends_of the earth. Acts One, eight.

Words: adapted from Acts 1:8 ESV Music: Constance Dever ©2012

All the Nations You Have Made

D A Bm Asus⁴ Em A¹³

All the na-tions you have made, shall come wor-ship be - fore_ you. O__

5 F#m G⁹ D Asus⁴ D D A Bm Asus⁴

Lord, they shall glo-ri-fy. glo-ri-fy your name. All the na-tions you havemade, shall come

11 Em A¹³ F#m G⁹ D Asus⁴

wor-ship be - fore_ you. O__ Lord, they shall glo-ri - fy. glo-ri - fy your

16 Bm G Asus⁴ G D A D

name. glo - ri - fy your name. Psalm Eight - y - six, nine.

Words: adapted from Psalm 86:9 ESV Music: Constance Dever ©2012

Behold, a Great Multitude

G Am C
 Be-hold a great mul - ti - tude, that no one could
 3 G G Am C G C D
 num ber, from ev' - ry na - tion, all tribes, peo - ples and lan - gua - ges stand - ing be - fore the
 7 G ritard G Am D
 throne, and cry - ing out, "Sal - va - tion be - longs to our God, who
 11 C G Am C G
 sits on the throne, and to the Lamb, and to the Lamb, Sal -
 15 G D7 G D C G
 va - tion be - longs to our God. Re - ve - la - tion Sev - en, nine and ten.

Words: adapted from Revelation 7:9,10 ESV Music: Constance Dever ©2012

Bible Verse Song: Devote Yourself

DDD ESV Songs 15, Track 27

Devote yourself, devote yourself,
Devote yourself, devote yourself,
Devote yourself, devote yourself,
Devote yourself, devote yourself.

To the public reading of Scripture,
Exhortation, and teaching,
To the public reading of Scripture,
Exhortation, and teaching.

Devote yourself, devote yourself,
Devote yourself, devote yourself,
Devote yourself, devote yourself,
Devote yourself, devote yourself.
First Timothy Four, thirteen.

about this Bible verse:

Words: 1 Timothy 4:23 ESV Music: Constance Dever ©2012

God's people gather together to worship God and love one another. And what book tells them how to do this best of all? God's Word, the Bible! The Bible helps God's people know how God wants them to live; and, it is powerful to help them live that way. No wonderful God's people devote themselves to the Bible. They want their leaders to read it to them and to teach them what it means when they gather together. It alone is God's Word!

Extra Bible Verse Song: DDD ESV Songs 15, Track 28

An Overseer Must Be

An overseer must be hospitable,
A lover of good,
Self-controlled, upright, holy and disciplined,
Above reproach, that's what an overseer must be.

An overseer must hold firm to the trustworthy word,
As it's been taught, as it's been taught,
Above reproach, that's what an overseer must be.

Why?

That he may give instruction in sound doctrine,
Rebuke those who contradict it, those who contradict,
Above reproach, that's what an overseer must be,
Above reproach, that's what an overseer must be.
Titus Chapter One, verses six through nine.

about this Bible verse:

Words: Titus 1:6-9, ESV Music: Constance Dever ©2012

An overseer is a Bible word for the godly men who are leaders in the church. These men love and care for God's people in many ways; but, the most important thing they do is to teach God's Word, the Bible, and make sure that God's people understand it and are seeking to live by it.

Being an overseer--or elder, as they are also called--can be very hard work. Many times, people want to hear what they have to say. But sometimes, they must correct people and people don't like that. But the overseers love God and the people so much that they go on caring for them. No wonder the Bible tells us that overseers must be godly, self-controlled, a lover of good and hold onto God's Word. Their job is very hard. .Praise God for giving us godly men to help us worship God and love one another!

Extra Bible Verse Song: DDD ESV Songs 15, Track 29

Open My Eyes

Open my eyes that I may behold,
Wondrous things out of your law.
Open my eyes that I may behold,
Wondrous things out of your law.

The law of your mouth is better to me,
Than thousands of pieces of silver and gold.
Your hands they made me and fashioned me.
Give me understanding,
That I may learn your commandments.

Open my eyes that I may behold,
Wondrous things out of your law.
Open my eyes that I may behold,
Wondrous things out of your law.

Psalm One-nineteen, eighteen, seventy two and three.

about this Bible verse:

Words: Psalm 119:18,72,73, ESV Music: Constance Dever ©2012

There is no book like the Bible! It alone has God's Word written down perfectly. When we read the Bible, God speaks to us about who He is, about who we are, and why He made us. He tells us how we can be saved and live to please Him. That is why it is more precious to God's people than even a lot of money—because they want to know those things and live out those things most of all.

Extra Bible Verse Song: DDD ESV Songs 15, Track 30

I Have Stored Up Your Word

I have stored up your word in my heart,
That I might not sin against you,
I have hidden your word in my heart,
That I might not sin against you.

I'll meditate on your precepts,
And fix my eyes on your ways.
I'll delight in your statutes,
I will not forget your word,

I have stored up your word in my heart,
That I might not sin against you,
I have hidden your word in my heart,
That I might not sin against you.
Psalm One-nineteen, eleven through sixteen.

about this Bible verse:

Words: adapted from Psalm 119:11,15-16 NIV 1984 Music: Constance Dever ©2011

God's people delight in God's Word, the Bible. It is full of God's precepts and statutes (His good laws). It tells of His ways (what God is like). They meditate on God's Word (think about); and, even hide it in their hearts (memorize it) so that they might not sin against God. They know that God's Word is not just true. It is powerful to change them to be more like Jesus. They don't want to neglect it, because they want to know God and please Him more than anything else in life.

Extra Bible Verse Song: If Anyone Loves Me

DDD ESV Songs 15, Track 31

If anyone loves me,
He will keep my word,
If anyone loves me,
He will keep my word,
And my Father will love him,
And we'll come to him,
And make our home with him. (*repeat*)
John Fourteen, twenty-three.

about this Bible verse:

Words: John 14:23 Music: Constance Dever ©2011

In these verses, Jesus teaches that love for God is more than just a good feeling in our hearts or saying that we love Him. True love for God shows itself by obeying Him. This is the kind of person who gets to know the wonderful fellowship of God through His Holy Spirit living in their heart.

Devote Yourself

The musical score is written in 4/4 time with a key signature of one flat (Bb). It consists of seven staves of music. Chord symbols are placed above the notes. The lyrics are written below the notes, with some words split across lines. The score ends with a double bar line and a final chord of F.

1 De - vote your - self, de - vote your - self, de - vote your - self,
 4 de - vote your - self, De - vote your - self, de - vote your - self,
 7 de - vote your - self, de - vote your self, To the pu - blic read - ing of
 11 Scrip - ture, ex - hor - ta - tion, and teach - ing, to the pu - blic read - ing of Scrip - ture, ex - hor
 16 ta - tion, and teach - ing, De - vote your - self, de - vote your - self,
 21 de - vote your - self, de - vote your self, De - vote your - self,
 24 de - vote your - self, de - vote your - self, de - vote your self,
 27 First Ti - mo - thy Four, thir - teen.

Words: adapted from 1 Timothy 4:13 ESV Music: Constance Dever ©2012

An Overseer Must Be

Em A Em A Em A Em A Em A Em A

3 An ov - er se - er must be hos pi ta ble, a lo - ver of good,

9 Em A D#m A⁹ D#m A⁷ D#m Em A Em A D#m A D#m

3 self - con - trolled, up right, ho - ly and dis - ciplined, A - bove re proach that's what,

18 B⁷ Em A Em A Em Em A Em A Em Em⁷

3 an ov - er - se - er must be. An ov - er - se er must hold firm to the

27 Em A Em A Em A D#m A⁹ D#m A⁹ D#m A⁷ Em A

3 trust - wor - thy word, as it's been, taught, as it's been taught,

37 Em A D#m A D#m B⁷ Em A Em A

3 A - bove re proach that's what, an ov er - se - er must be. Why? That he may

46 Em A Em A Em A Em A Em A Em A Em D#m A⁷ D#m A⁹ D#m

3 give in - struc tion, in sound doc trine, re - buke those who con tra - dict it,

55 A⁷ D#m Em A Em A D#m A D#m B⁷ Em A

3 those who con - tra - dict. A - bove re proach that's what, an ov - er - se - er must be.

64 Em A D#m A D#m B⁷ Em A

3 A - bove re - proach that's what, an ov - er - se - er must be.

71 Em A Em A Em A B⁷ Em⁷+

3 Ti - tus Chap ter One, ver - ses six thro' nine.

Open My Eyes

B♭ Dm E♭ B♭ E♭ B♭

O - pen my eyes that I may be - hold won - drous things out of your

7 F F7 B♭ Dm E♭ B♭

law. O - pen my eyes that I may be - hold,

13 E♭ B♭ F B♭ Gm F

won - drous things out of your law. The law of your mouth is

19 E♭ B♭ E♭ Dm E♭ F

bet - ter to me than thou - sands of pie - ces of sil - ver and gold. Your

25 Gm F E♭ B♭ E♭ B♭

hands, they made me and fa - shioned me; Give me un - der - stand - ing that I may

31 E♭ F B♭ Dm E♭

learn your com - mandments. O - pen my eyes that I may be -

37 B♭ E♭ B♭ F F7 B♭

hold won - drous things out of your law. O - pen my

43 Dm E♭ B♭ E♭ B♭ F B♭

eyes that I may be - hold, won - drous things out of your law.

49 B♭ Dm E♭ B♭

Psalm One - nine - teen, eigh - teen,

54 E♭ B♭ F B♭

sev - en - ty two and three.

Words: adapted from Psalm 119:18, 72,73, ESV Music: Constance Dever ©2012

I Have Stored Up Your Word

I have stored up your word in my heart that I might not sin a-against you. I have
 5 stored up your word, in my heart that I might not sin a-against you. I'll me - di-tate on your
 10 pre - cepts and fix my eyes on your ways. I'll de - light in your sta - tutes; I will
 15 not for - get your word. I have stored up your word in my heart that I might not sin a-against
 20 you. I have stored up your word, in my heart that I might not sin a-against
 24 you. Psalm One - nine teen, e - le - ven through six - teen.

Words: adapted from Psalm 119:11,15-16 ESV Music: Constance Dever ©2012

If Anyone Loves Me

G C G C G C

If a - ny - one loves me, he will keep my word, If a - ny - one loves me, he will

4 D C D G D G C Em C D G

keep my word, and my Fa - ther will love him and we'll come to him, and make our home with him.

8 G C G C G C

— If a - ny - one loves me, he will keep my word, If a - ny - one loves me, he will

12 D C D G D G C Em

keep my word, and my Fa - ther will love him and we'll come to him, and

15 C D G C D G

make our home with him. — John Four - teen, twen - ty - three.

Words: adapted from John 14:23 ESV Music: Constance Dever ©2015

Bible Verse Song: A New Commandment

A new commandment I give to you,
A new commandment I give to you,
Love one another!
Love one another!
Love one another!

By this all will know that you are My disciples,
By this all will know that you are My disciples,
Love one another!
Love one another!
Love one another!

John Thirteen, thirty-four and thirty-five.

about this Bible verse:

Words adapted from John 13:34-35, ESV Constance Dever © 2012

God's people gather together at church to worship God and love other! When they love each other well, others will know what Jesus is like and how He wants God's people to live.

Extra Bible Verse Song:

There Are Different Kinds of Gifts

There are different kinds of gifts,
But the same Spirit;
There are different kinds of service,
But the same Lord,
There are different kinds of workings,
But the same God,
Works all of them, in all men.

Now you are the body of Christ,
And each one of you is a part of it.

Now you are the body of Christ,
And each one of you is a part of it.

Now you are the body of Christ,
And each one of you is a part of it.

Now you are the body of Christ,
And each one of you is a part of it.

First Corinthians One,
verses four and twelve and twenty-seven.

about this Bible verse:

Words adapted from 1 Corinthians 1:4,12,27, NIV 1984 Constance Dever © 2012

A special Bible name for God's people is "the body of Christ." Jesus is the Christ--the special one sent by God to save God's people from their sins. Jesus paid for the sins of God's people so that they could be forgiven by God and made a part of God's family. They began a brand new life when Jesus saved them. Now they want to do everything He wants them to do, just like a body does what its head tells it to do. God has given different gifts to each one of His people to use in worshiping Him and loving one another. All together, God's people carry out God's good plans with the gifts He has given and with the strength He provides.

Bible Verse Song: As Each Has Received a Gift

As each as received a gift,
Use it to serve one another,
As each as received a gift,
Use it to serve one another,
As good stewards of God's varied grace,
Use it to serve one another,
As good stewards of God's varied grace,
In order that in everything ,
God may be glorified.
In order that in everything ,
God may be glorified
through Jesus Christ. (*repeat*)
First Peter Four, ten and eleven.

about this Bible verse:

Words: adapted from Psalm 86:15, ESV Music: Constance Dever ©2011

This verse reminds us that the LORD is always faithful to His people. He is merciful and gracious to them. He is slow to anger and abounding in love that never ends. Even when they are unfaithful to Him and deserving of punishment rather than kindness, the LORD goes on being faithful to them. How amazing is the LORD!!

Extra Bible Verse Song: Gift, Gift, Gift

Gift, gift, gift,
As each as received a gift,
Use it to serve one another,
As good stewards of God's varied grace,
Good stewards of God's varied grace,
In order that in every, everything,
God be glorified through Jesus Christ.
First Peter Four, ten and eleven.

about this Bible verse:

Words: adapted from 1 Peter 4:10,11 ESV Music: Constance Dever ©2015

These verses remind us that God is the one who gives us everything we are and have. He wants us to be good stewards of them. He wants us to use these gifts to help and encourage others; and, to bring praise to His name. He gives us the strength to do this, through His Holy Spirit, when we turn from our sins and trust in Jesus as our Savior.

Extra Bible Verse Song:

DDD ESV Songs 15, Track 36

Encourage One Another

Refrain:

Encourage one another and build one another up,
Just as you are doing,
Build one another up.

Be at peace among yourselves,
Admonish the idle,
Encourage the fainthearted, help the weak,
Be patient with them all. Refrain

See that no one repays anyone,
Evil for evil,
But always seek to do good,
To one another, and to everyone. Refrain
First Thessalonians Five, eleven, thirteen through fifteen.

about this Bible verse:

Words adapted from 1 Thessalonians 5:11-15, ESV Constance Dever © 2011

God uses His people to help each other love Him more and live for Him. They listen to each other and care. They comfort each other when they are afraid. They encourage each other and pray for each other. They speak the truth to each other and help each other turn away from disobeying God. They are kind and forgiving to each other, even when they are mistreated. No wonder God's people praise Him for giving them each other. He uses them to show His love to each other and keep on believing in Him their whole lives.

Extra Bible Verse Song: Build One Another Up

DDD ESV Songs 15, Track 37

Refrain

Encourage one another and build one another up,
Just as you are doing,

As you are doing.

Encourage one another and build one another up,
Just as you are doing,

As you are doing.

Be at peace among yourselves, admonish the idle,
Encourage the fainthearted, help the weak,
Be patient with them all. *Refrain*

See that no one repays evil for evil,
But always seek to do good to one another,
And to everyone. *Refrain*

First Thessalonians Five, eleven through fifteen.

about this Bible verse:

Words adapted from 1 Thessalonians 5:11-15, ESV Constance Dever © 2011

God uses His people to help each other love Him more and live for Him. They listen to each other and care. They comfort each other when they are afraid. They encourage each other and pray for each other. They speak the truth to each other and help each other turn away from disobeying God. They are kind and forgiving to each other, even when they are mistreated. No wonder God's people praise Him for giving them each other. He uses them to show His love to each other and keep on believing in Him their whole lives.

Extra Bible Verse Song:

Let Us Hold Fast the Confession

DDD ESV Songs 15, Track 38

Let us hold fast the confession of our hope,
Hold fast without wavering to our hope, our hope,
For He who promised is faithful,
He who promised is faithful.

And let's consider how to stir, stir up one another,
Stir up to love and good works,
Yes, love and good works,

Not neglecting to meet together,
But encouraging one another,
Hebrews Ten, verses twenty-three through twenty-five.

about this Bible verse:

Words adapted from Hebrews 10:23-25, ESV Constance Dever © 2011

God uses His people to help each other love Him more and live for Him. They gather together each week to worship God and love one another. They remind each other to hold onto their confession that Jesus is their Lord and Savior and they want to live for Him. They listen to each other and care. They encourage each other to keep on loving others and keep on doing good to others. They pray for each other. They speak the truth to each other and help each other turn away from disobeying God. No wonder God's people praise Him for giving them each other. He uses them to show His love to each other and keep on believing in Him their whole lives.

Extra Bible Verse Song: DDD ESV Songs 15, Track 39

On the First Day of Every Week

On the first day of ev'ry week,
Each one of you is to set something aside,
Set aside something in keeping,
In keeping with how he prospers,
Set it aside, your money, set it aside,
Set it aside, your money, set it aside!
First Corinthians Sixteen, two.

about this Bible verse:

Words adapted from 1 Corinthians 16:2, HCSB Constance Dever © 2012

Before Jesus rose from the dead, God's people gathered to worship. But ever since Jesus rose from the dead on Easter Sunday, God's people began to meet together on Sundays--the first day of the week, just to remember what Jesus had done for them. One of the things that God's people do when they gather together is to give money. The money is used to pay the church leaders, to take care of other expenses, to care for people in need, and to help send people to tell the good news of Jesus in other places in the world. God's people remember to set aside some of their money that they get to give to the church on Sundays when they gather together. It is another way they worship God and love another.

Extra Bible Verse Song: An Overseer Must Be

DDD ESV Songs 15, Track 40

An overseer must be hospitable,
A lover of good,
Self-controlled, upright, holy and disciplined,
Above reproach, that's what an overseer must be.

An overseer must hold firm to the trustworthy word,
As it's been taught, as it's been taught,
Above reproach, that's what an overseer must be.

Why?

That he may give instruction in sound doctrine,
Rebuke those who contradict it, those who contradict,
Above reproach, that's what an overseer must be,
Above reproach, that's what an overseer must be.
Titus Chapter One, verses six through nine.

about this Bible verse:

Words: Titus 1:6-9, ESV Music: Constance Dever ©2012

An overseer is a Bible word for the godly men who are leaders in the church. These men love and care for God's people in many ways; but, the most important thing they do is to teach God's Word, the Bible, and make sure that God's people understand it and are seeking to live by it.

Being an overseer--or elder, as they are also called--can be very hard work. Many times, people want to hear what they have to say. But sometimes, they must correct people and people don't like that. But the overseers love God and the people so much that they go on caring for them. No wonder the Bible tells us that overseers must be godly, self-controlled, a lover of good and hold onto God's Word. Their job is very hard. .Praise God for giving us godly men to help us worship God and love one another!

Extra Bible Verse Song: DDD ESV Songs 15, Track 41

Love

Love is patient, love is kind,
love does not envy or boast,
It is not arrogant or rude,
Does not insist on its own way,
It is not irritable, or resentful,
Does not rejoice in wrong-doing,
but with the truth.

Love bears all things, believes all things,
Hopes and endures all things,
Faith, hope and love abide these three,
but the greatest is love.

Love never ends, love never ends,
love never ends.

Faith, hope and love abide these three,
but the greatest is love.

First Corinthians Thirteen,
four through eight, and thirteen.

about this Bible verse:

Words: 1 Corinthians 13:4-8,13 ESV Music: Constance Dever ©2011

These verses tell us how God wants His people to love others. This is how He has treated them through Jesus. He wants them to be like Him and go and love others this way, too. God's Holy Spirit helps them love in these ways. He helps them love even when it is very hard.

Extra Bible Verse Song: **Love Is Patient**

DDD ESV Songs 15, Track 42

Love is patient, love is kind,
Love doesn't envy, It doesn't boast,
It's not arrogant, It is not rude,
Nor insists on its own way.
Love's not irritable or resentful,
Rejoices with truth, not wrong-doing,
Love bears all things, believes all things,
Hopes all things, endures all things.
Love never ends, love never ends,
love never ends, love never ends!
First Corinthians Thirteen, four through eight.

about this Bible verse:

Words: 1 Corinthians 13:4-8 ESV Music: Constance Dever ©2011

These verses tell us how God wants His people to love others. This is how He has treated them through Jesus. He wants them to be like Him and go and love others this way, too. God's Holy Spirit helps them love in these ways. He helps them love even when it is very hard.

A New Commandment I Give to You

F C G C F C G C

A new com-mand-ment I give to you, A new com-mand-ment I give to you.

5 Em F Em F G Em Fma⁷ G C F C

Love one-an-oth-er! Love one an-oth - er! Love one an oth - er! By this all will know that

10 G C F C G C Em F Em

you are My dis-ci ples, by this all will know that you are My dis-ciples. Love one-an-oth - er!

14 F G Em Fma⁷ G C

Love one an - oth - er! Love one an - oth - er!

17 F C G C

John Thir - teen, thir - ty - four and thir - ty - five.

Words: adapted from John 13:34-35 ESV Music: Constance Dever ©2012

There Are Different Kinds of Gifts

E E7 B E E7 B
 There are diff rent kinds of gifts, but the_ same Spir - it, There are diff rent kinds of ser-vice, but
 4 E E7 A F#7 E B
 _ the same Lord, There are diff- rent kinds of work- ings, but the same God, works all of them,
 8 A E F#m B A E B
 in_ all men. Now you are the bo dy of Christ, and each one of you is a part of it.
 13 E F#m A E B
 Now you are the bo dy of Christ, and each one of you is a part of it. Now you are the
 18 F#m B A E B E
 bo dy of Christ, and each one of you is a part of it. First Co -
 22 F#m E A F#m E A B E
 rin - thi-ans One, vers - es four_ and twelve and twen -ty - sev - en.

Words: adapted from 1 Corinthians 12:4,12,27 NIV 1984 Music: Constance Dever ©2012

As Each Has Received a Gift

Em G A Em

As each has re-ceived a gift use it to serve one a - noth - er.

5 Em G A Cmaj7 Em

each has re-ceived a gift use it to serve one a - noth - er. As good

9 C D Em C D Em

ste-wards of God's va - ried grace, As good ste-wards of God's va - ried grace, In

13 D C Em C D Em D C Em

or-der that in ev'-ry-thing, God may be glo-ri - fied. In or-der that in ev'-ry-thing,

19 C D Em C D Em

God may be glo - ri - fied through Je - sus Christ.

22 1. 2. C D Em

As First Pe - ter Four, ten and e - le - ven.

Words: adapted from 1 Peter 4:10-11 ESV Music: Constance Dever ©2015

Gift, Gift, Gift

The musical score is written in 4/4 time with a key signature of one flat (Bb). It consists of four staves of music. The lyrics are: "Gift, gift, gift, as each has re-ceived a gift, use it to serve one an-oth - er. As good ste wards of God's va-ried grace, good ste-wards of God's va-ried grace. In or - der - that in ev' - ry, ev' - ry-thing God be glo - ri-fied through Christ. First Pe - ter Four, ten and e - le - ven." The chords are: F, Gm, C, F, Gm, C, F, Bb, C, F, Bb, F.

Gift, gift, gift, as each has re-ceived a gift, use it to serve one an-oth - er.

5 As good ste wards of God's va-ried grace, good ste-wards of God's va-ried grace. In

9 or - der - that in ev' - ry, ev' - ry-thing God be glo - ri-fied through

12 Christ. First Pe - ter Four, ten and e - le - ven.

Words: adapted from 1 Peter 4:10-11 ESV Music: Constance Dever ©2012

Encourage One Another

DDD ESV Songs 15, Track 36

E B/D# C#m B A B E B/D# C#m B

En - cour - age one a - noth - er and build one a - noth - er up. Just as you are do - ing,

7 A B E B/D# C#m E/B A B

Build one a - noth - er up. Be at peace a - mong your selves. Ad - mon - ish the

12 E B/D# C#m B A B

i - dle. En - cour - age the faint heart - ed, help the weak, be pa - tient with them all.

18 B/D# C#m B A B E B/D#

En eour - age one a - noth - er and build one a - noth - er up. Just as you are

24 C#m B A B E B/D# C#m E/B A B

do - ing, Build one a - noth - er up. See that no one re - pays e - vil. E - vil for

30 E B/D# C#m B A B

e - vil. But al - ways seek to do good. to one a - noth - er, and to ev' - ry - one.

36 B/D# C#m B A B E B/D#

En eour - age one a - noth - er and build one a - noth - er up. Just as you are

42 C#m B A B E B/D#

do - ing, Build one a - noth - er up. First The - sa -

46 C#m E/B A B E

lo - ni - ans Five, e - lev - en, thir - teen through fif - teen.

Words: adapted from 1 Thessalonians 5:11,13-15 ESV Music: Constance Dever ©2015

Build One Another Up

DDD ESV Songs 15, Track 37

Ab Eb Ab Bb Eb Ab Bb Eb

En - cour-age one an oth - er, and build one an-oth-er up, just as you are do - ing,

Eb Bb Ab Eb Ab Bb Eb

as you are do-ing, En - cour-age one an-oth - er and build one an-oth - er up,

Ab Bb Eb Ab Bb Eb Ab Eb

just as you are do - ing, as you are do - ing. Be at peace a-mong your-selves, ad -

Ab Eb Bb Ab Eb Ab

mon-ish the i - dle, en - cour-age the faint-heart-ed, help the weak, be pa-tient with them

Bb Ab Eb Ab Bb Eb Ab Bb Eb

all. En cour-age one an oth - er, and build one an-oth-er up, just as you are do-ing,

Eb Bb Ab Eb Ab Bb Eb

as you are do-ing, En - cour-age one an-oth - er and build one an-oth - er up,

Ab Bb Eb Bb Ab Eb Ab Eb Bb

just as you are do-ing, as you are do - ing. See that no one re - pays, e - vil, for e - vil, but

Ab Eb Ab Eb Bb

al-ways seek to do good to one a-noth-er, and to ev -'ry one. En

27 A \flat E \flat A \flat B \flat E \flat A \flat B \flat E \flat

cour-age one an oth - er, and build one an-oth - er up, just as you are do - ing,

30 A \flat B \flat A \flat E \flat A \flat B \flat E \flat

as you are do-ing, En - cour-age one an-oth - er and build one an-oth - er up,

33 A \flat B \flat E \flat A \flat B \flat E \flat

just as you are do - ing, as you are do - ing.

35 A \flat E \flat A \flat B \flat E \flat

First Thes - sa - lon - i - ans Five: e - lev - en, through fif - teen.

Words: adapted from 1 Thessalonians 5:11-15 ESV Music: Constance Dever ©2011

Let Us Hold Fast the Confession

C# F#6 C# G# C# F#6

Let us hold fast the con-fes sion to our hope, Hold fast with out_wav-er-ing, to our

4 G# C# F# C# G# C# F# C#

hope, our hope. For_ He who pro-mised is faith - ful, For_ He who pro-mised is

8 G# C# F#6 C# G#

faith - ful. And let's con - si - der how to stir, stir up one an - oth er,

11 C# F#6 G# C# F# C#

Stir up toward love and good works, yes, love and good works, Not ne glect-ing to meet to

Words: adapted from Luke 24:3-6 ESV Music: Constance Dever ©2012

14 G# C# F# C# G# C#

geth - er, but en - cou - ra - ging one an - oth - er.

17 F#6 G# C#

He - brews Ten ver - ses twen - ty - two through twen - ty - five.

On the First Day of Every Week

E \flat A \flat E \flat B \flat

On the first day of ev' - ry week, each one of you is to set some-thing a-side, _

5 E \flat E \flat A \flat E \flat B \flat E \flat

set a-side some-thing in keep - ing, in keep-ing with how he pros - pers.

9 E \flat B \flat E \flat

set it a -side, your mon ey, set it a - side... Set it a -side, your mon - ey

12 B \flat E \flat B \flat E \flat

set it a - side! First Cor - in - thi-ans Six - teen, two.

Words: adapted from 1 Corinthians 16:2 HCSB Music: Constance Dever ©2012

An Overseer Must Be

Em A Em A Em A Em A Em A Em A

3 An ov - er se - er must be hos pi ta ble, a lo - ver of good,

9 Em A D#m A⁹ D#m A⁷ D#m Em A Em A D#m A D#m

3 self - con - trolled, up right, ho - ly and dis - ci plined, A - bove re proach that's what,

18 B⁷ Em A Em A Em Em A Em A Em Em⁷

3 an ov - er - se - er must be. An ov - er - se er must hold firm to the

27 Em A Em A Em A D#m A⁹ D#m A⁹ D#m A⁷ Em A

3 trust - wor - thy word, as it's been, taught, as it's been taught,

37 Em A D#m A D#m B⁷ Em A Em A

3 A - bove re proach that's what, an ov - er - se - er must be. Why? That he may

46 Em A Em A Em A Em A Em A Em A Em D#m A⁷ D#m A⁹ D#m

3 give in - struc tion, in sound doc trine, re - buke those who con tra - dict it,

55 A⁷ D#m Em A Em A D#m A D#m B⁷ Em A

3 those who con - tra - dict. A - bove re proach that's what, an ov - er - se - er must be.

64 Em A D#m A D#m B⁷ Em A

3 A - bove re - proach that's what, an ov - er - se - er must be.

71 Em A Em A Em A B⁷ Em⁷+

3 Ti - tus Chap ter One, ver - ses six thro' nine.

Love

DDD ESV Songs 15, Track 41

D G D A D

Love is pa - tient, love is kind, love does not en - vy or boast. It is not ar - ro - gant or

6 G D A D F#m G F#m G D A

rude, does not in - sist on its way. It is not ir - ri - ta - ble, or re - sent - ful, does not re

13 F#m G F#m G D A D

joice in wrong - do - ing, but_ with the truth. Love bears all things, be - lieves all

19 G D A D G D A

things, hopes and en dures all things. Faith, hope and love, a - bide these three, but the great - est is

25 D F#m G F#m G D A D

love. Love ne - ver ends, love ne - ver ends, love ne - ver ends. Faith, hope and love, a - bide these

31 A D A D D

three, but the great - est is love. First Co - rin - thi - ans Thir -

35 G D A D

teen, four through eight, and thir - teen.

Words: adapted from 1 Corinthians 13:4-8,13 ESV Music: Constance Dever ©2015

Love Is Patient

C F G C F G C Em

Love is pa - tient, love is kind, love does - n't en - vy, it does - n't boast, It's not ar - ro - gant, it

6 F G Am C G C C F G

is not rude, nor in - sist on its own way. Love's not ir - ri - ta - ble or re - sent - ful, re -

11 C G F G C Em F G Am

joi - ces with truth, not wrong do - ing, Love bears all things, be - lieves all things, hopes all

15 C F G C F G7 C

things, en dures all things. Love ne - ver ends. Love ne - ver ends, love ne - ver

22 F Dm G7 C F G C G C

ends. Love ne - ver ends! First Co - rin - thi - ans Thir - teen, — four thru' eight.

Words: adapted from 1 Corinthians 13:4-8 ESV Music: Constance Dever ©2012

Unit 15 Bible Truth 4 Bible Verse Song Lyrics

Bible Verse Song:

Pray, Pray, Pray

DDD ESV Songs 15, Track 43

Pray, pray, pray in the Spirit!
Pray in the Spirit, at all times,
With ev'ry prayer and request,
Pray, pray, pray in the Spirit!

And stay alert in this,
Stay alert with all perseverance,
And intercession for all the saints,
For all the saints,
Pray, pray, pray in the Spirit!
Ephesians Six, eighteen.

about this Bible verse:

Words: adapted from Ephesians 6:18, NIV 1984 Music: Constance Dever ©2011

Saints is a big Bible word for God's people. God's people pray when they gather together at church. They praise God and they confess their sins to Him. They thank Him for all the ways He has cared for them. They ask Him to do more great things and to help them to love Him and live for Him. There is so much to pray for!

Sometimes God's people get tired of praying. Sometimes God's plans take much longer than they want. It would be easy to stop praying and give up. But there's someone who helps God's people keep on interceding (a big Bible word for praying for others). Who is it? It's God, Himself. Yes, God's Holy Spirit is at work inside of each of them helping them even to talk to God.

Extra Bible Verse Song: Take Up the Whole Armor

DDD ESV Songs 15, Track 44

Refrain

Take up the whole armor, the whole armor of God,
Take up the whole armor, the whole armor of God,
That you may be able to withstand in the evil day,
And having done all, stand firm, stand firm.

In all circumstances, take up the shield of faith,
Take up the helmet of salvation,
In all circumstances, take up the Spirit's sword,
Which is the Word of God. *Refrain*

In all circumstances, praying at all times,
Praying in the Spirit,
In all circumstances, praying at all times,
With prayer and supplication. *Refrain*

Ephesians Six, thirteen, and sixteen through eighteen.

about this Bible verse:

Words adapted from Ephesians 6:13,16-18, ESV Constance Dever © 2015

It is so good to be one of God's people and live God's way; but, sometimes it can be very hard. God tells us not to worry or be afraid; He will take care of us...but still we do. God tells us to keep on believing in Him...but sometimes it is hard. God wants us to live for Him...but sometimes we would rather do things our own way, not God's.

Sometimes God's people call this struggle to live God's way a fight. They think about all of the good things God gives them to help them. He has saved them through Jesus. He has given them prayer to ask Him for help. He has given them His Word to make them strong and comfort them. And, He's given them His Holy Spirit to work in their hearts and help them remember God's truth. God's people may fight to keep on believing in God and living for Him, but God gives them all they need to win! Thank You, God!

Extra Bible Verse Song: DDD ESV Songs 15, Track 45

Help Us

Help us, you must help us, help us by prayer,
Help us, you must help us, help us by prayer.
So that many will give thanks,
So that many will give thanks,
So that many will give thanks,
Give thanks for the blessing,
Granted us through the prayers of many.

Help us, you must help us, help us by prayer,
Help us, you must help us, help us by prayer.
So that many will give thanks,
So that many will give thanks,
So that many will give thanks,
Give thanks for the blessing,
Granted us through the prayers of many.
Second Corinthians Chapter One, verse eleven.

about this Bible verse:

Words adapted from 2 Corinthians 1:13, NIV 1984 Constance Dever © 2011

God uses His people to help each other love Him more and live for Him. They listen to each other and care. They encourage each other and pray for each other. They speak the truth to each other and help each other turn away from disobeying God. No wonder God's people praise Him for giving them each other. He uses them to show His love to each other and keep on believing in Him their whole lives.

Pray, Pray, Pray

D A D
 Pray! Pray! Pray in the Spir-it! Pray in the Spir-it, at all, at all times, with
 5 D D7 G A D
 ev' - ry prayer and re - quest, Pray! Pray! Pray! in the Spir - it. And
 9 A D
 stay a - lert in this, Stay a - lert with all per - se - ver - ance, and in - ter -
 13 D D7 G A
 ces - sion for the saints, for all the saints. Pray! Pray! Pray in the
 16 D A D
 Spir - it! E - phe - sians Six: eigh - teen.

Words: adapted from Ephesians 6:18 HCSB Music: Constance Dever ©2012

Take Up the Whole Armor

G D C G D

Take up the whole ar - mor, the whole ar-mor of God, take up the whole ar - mor, the whole

4 G D G D C D G D

ar-mor of God, that you may be a - ble to with- stand in the e - vil day, and hav- ing done all, stand

8 C G D G Em D C Em

firm, stand firm.____ In all cir-cum-stan-ces take up the shield of faith, take

12 C G Em D

up the hel- met of sal - va - tion,____ in all cir- cum- stan- ces take

15 C Em C D G D

up the Spi-rit's sword, which is the Word of God. Take up the whole ar- mor, the whole

19 C G D G D G D

ar-mor of God, take up the whole ar- mor, the whole ar-mor of God, that you may be a- ble to with

23 C D G D C G D G

stand in the e - vil day, and hav - ing done all, stand firm, stand firm.____ In

27 Em D C Em C G
 all cir-cum-stan-ces, pray-ing at all times, pray - ing in the Spi - rit, in

31 Em D C Em C D
 all cir-cum-stan-ces, pray-ing at all times, with prayer and sup- pli - ca - tion, Take up the

35 G D C G D
 whole ar - mor, the whole ar - mor of God, take up the whole ar - mor, the whole

38 G D G D C D G D
 ar-mor of God, that you may be a - ble to with- stand in the e - vil day, and hav-ing done all, stand

42 C G D G
 firm, stand firm. — E - phe-sians Six, thir-teen, six-teen through eigh-teen.

Words: adapted from Ephesians 6:13,16-18, ESV Music: Constance Dever ©2012

Help Us

D Bm7 A G D Bm7

Help us, you must help us, ___ Help us by prayer. Help us, you must help us, ___

7 A G A G Bm A G D

Help us by prayer. So that ma-ny will give thanks. So that ma-ny will givethanks. So that

13 A G Bm G D A G G6

ma-ny will givethanks, givethanks for the bless-ings, gran-ted through the prayers of

19 A D 1. 2. D Bm7 A G

ma - ny. ___ Se- cond Co - rin- thi ans One, ___ thir- teen.

Words: adapted from 2 Corinthians 2:13, ESV Music: Constance Dever ©2012

Bible Verse Song:

Repent, Repent and Be Baptized

DDD ESV Songs 15, Track 46

Repent, repent and be baptized,
Ev'ry one of you,
In the name of Jesus Christ,
For forgiveness of your sins.
You will receive the Holy Spirit, the promise is for all,
For all the Lord our God calls,
For all the Lord calls.
Acts Two, thirty-eight and nine.

about this Bible verse:

Words adapted from Acts 2:38-39 ESV Constance Dever © 2011

What a wonderful gift God has given us in Jesus! Through Him, we can be forgiven our sins and can become God's people forever. What do we have to do to receive this gift? Repent of our sins (that is, turning away from wanting to disobey God and live for Him instead) and trust in Jesus as our Savior. God promises to save all who come to Him like this!

And what happens when someone does this? God hears his prayers and forgives him. God puts His Holy Spirit in their heart and they begin a whole new life with God.

God wants all who repent and believe in Jesus to be baptized as a special sign to everyone of what has happened inside their heart. God's people gather and watch as one of the church leaders helps the person go down into the water and come back up again. They go down to show their old life of disobeying God is gone when Jesus died on the cross. They come up in the water to show their new life with God is beginning thanks to Jesus who rose from the dead. What a happy beginning is a baptism!

Extra Bible Verse Song: The Time Is Fulfilled

DDD ESV Songs 15, Track 47

The time is fulfilled,
The time is fulfilled,
And the kingdom of God is at hand.
The time is fulfilled,
The time is fulfilled,
And the kingdom of God is at hand.

Repent and believe,
Repent and believe in the gospel,
Repent and believe,
Repent and believe in the gospel,
Repent and believe. (repeat)
Mark Chapter One, verse fifteen.

about this Bible verse:

Words adapted from Mark 1:15, ESV Constance Dever © 2011

For years and years, God had promised to send a Savior to save us from our sins. For years and years, people waited and watched...and they watched and waited. At last, Jesus came! He taught the people about God and did amazing things. He showed them that He was God's Son, the Savior God had promised.

But what did people have to do, if they were to be forgiven by God for their sins? Jesus told them: "Repent and believe in the gospel--the good news that Jesus was God's Son, the Savior, sent to save them. We can be forgiven, too, when we repent--that is, turn away from disobeying God and living life our own way-- and believe that Jesus is God's Son, the Savior. God loves to help us do this. Ask Him!

Extra Bible Verse Song:

The Time

The time is fulfilled,
The time is fulfilled,
And the kingdom of God,
The kingdom's at hand.
Repent and believe,
Repent and believe in the gospel. (repeat)

Mark Chapter One, verse fifteen.

about this Bible verse:

Words adapted from Mark 1:15, ESV Constance Dever © 2011

For years and years, God had promised to send a Savior to save us from our sins. For years and years, people waited and watched...and they watched and waited. At last, Jesus came! He taught the people about God and did amazing things. He showed them that He was God's Son, the Savior God had promised.

But what did people have to do, if they were to be forgiven by God for their sins? Jesus told them: "Repent and believe in the gospel--the good news that Jesus was God's Son, the Savior, sent to save them. We can be forgiven, too, when we repent--that is, turn away from disobeying God and living life our own way-- and believe that Jesus is God's Son, the Savior. God loves to help us do this. Ask Him!

Repent, Repent and Be Baptized

DDD ESV Songs 15, Track 46

Re - pent! Re - pent and be bap - tized, ev' - ry - one of you,
in the name of Je - sus Christ, for for - give - ness of your sins.
— You will re - ceive the Ho - ly Spir - it, the pro - mise is for all,
for all the Lord our God calls, for all the Lord
calls. Acts Two, thir ty - eight and nine.

Chords: Eb, Fm7, Eb, Ab, Eb, Bb, Ab, Eb, Fm7, Eb, Bb, Ab, Eb, Bb, Eb, Fm7, Eb, Ab9, Eb, Ab, Eb, Bb, Eb.

Tempo markings: slight rit., a tempo.

Words: adapted from Acts 2:38-39 ESV Music: Constance Dever ©2012

The Time Is Fulfilled

G Bm C
 The time is ful- filled, the time is ful- filled and the king- dom of God is at
 7 G D Bm C
 hand. The time is ful- filled, the time is ful- filled, and the king- dom of
 14 D G C
 God is at hand, Re- pent and be- lieve, Re- pent and be- lieve, in the
 21 G C D
 gos- pel, Re- pent and be- lieve, Re- pent and be- lieve in the gos- pel, Re-
 28 G 1. 2. D G
 pent and be- lieve, The Mark Chap- ter One, verse fif- teen.

Words: adapted from Mark 1:15 ESV Music: Constance Dever ©2012

The Time

The time is ful-filled, the time is ful-filled, and the king-dom of God, the king-dom's at hand. Re -

4 pent and be-lieve in the gos - pel, the gos - pel. The

8 time is ful-filled, the time is ful-filled, and the king-dom of God, the king-dom's at hand. Re -

12 pent and be - lieve in the gos pel, re - pent and be -

15 lieve. Mark chap - ter One, fif - teen.

Chords: E, A, E, E6, B, E, A, E, A, E, E6, B, E, B, E

Words: adapted from Mark 1:15 ESV Music: Constance Dever ©2012

Bible Verse Song:

This Is My Body

DDD ESV Songs 15, Track 49

This is my body, given for you,
This is my blood, which is poured out for you.
Do this, do this in remembrance of me,
Do this in remembrance of me.
Luke Twenty-two, nineteen and twenty.

about this Bible verse:

Words adapted from Luke 22:19,20, ESV Constance Dever © 2011

When God's people gather together at church, they remember how Jesus died on the cross to save them. They remember that He let His body be hurt and His blood be spilled out as He suffered and died for their sins. How do they do this? The way Jesus told His disciples to: with a special little meal of bread and wine or grape juice. The bread is eaten as a way to remember how His body for broken on the cross for their sins. The wine or grape juice is drunk as a way to remember that it was His blood that paid for their sins so they could be forgiven by God. God's people have this special meal often, just like Jesus told them to. How thankful they are for Jesus and all He did for them!

Extra Bible Verse Song: He Took Bread

DDD ESV Songs 15, Track 50

He took bread, gave thanks and broke it,
He took bread, gave thanks and broke it,
And He gave it to them and said,
And He gave it to them and said,
“This is my body, given for you,
Do this is remembrance of me,”
“This is my body, given for you,
Do this is remembrance of me.”

He took the cup, saying, “This is the new covenant.
He took the cup, saying, “This is the new covenant.
The new covenant in my blood, in my blood,
Which is poured out for you,
Which is poured our for you, poured out for you.
Do this in remembrance of me.”

Luke Twenty-two,

about this Bible verse:

Words adapted from Luke 22:19,20, HCSB Constance Dever © 2011

When God’s people gather together at church, they remember how Jesus died on the cross to save them. They remember that He let His body be hurt and His blood be spilled out as He suffered and died for their sins. How do they do this? The way Jesus told His disciples to: with a special little meal of bread and wine or grape juice. The bread is eaten as a way to remember how His body for broken on the cross for their sins. The wine or grape juice is drank as a way to remember that it was His blood that made the new covenant (big promise) that paid for their sins so they could be forgiven by God. God’s people have this special meal often, just like Jesus told them to. How thankful they are for Jesus and all He did for them!

This Is My Body

B \flat Dm Gm Dm B \flat Dm Cm B \flat F

This is my bo - dy, giv - en for - you, This is my blood, which is poured out for you.

5 B \flat Dm E \flat Dm B \flat F

Do this, do this in re - mem - brance of me, Do this in re - mem - brance of


8 B \flat Dm F B \flat

me." Luke Twen - ty - two, nine - teen and twen - ty.

Words: adapted from Luke 22:19,20 ESV Music: Constance Dever ©2012


He Took Bread

Dm C B^{b9}



He took bread, gave thanks and broke it, He took

5 Dm C B^{b9} Gm Dm



bread, gave thanks, and broke it, and he gave it to them, and

10 C⁹ G Dm C F Dm




said, and he gave it to them, and said, "This is my bo-dy, gi-ven for you.

15 Am B^b F Dm




Do this in re-mem-brance of me." "This is my bo - dy, gi - ven for you.

19 Am Dm Dm C



Do this in re-mem-brance of me." He took the cup and said, "This is the new

23 B^{b9} Dm C B^{b9}




cov-e nant, He took the cup and said, "This is the new co-ve nant,

28 Gm Dm C Gm




es - ta - blished by my blood, by my blood, es - ta - blished by my

33 Dm B^b F C C Dm




blood, by my blood, It is shed for you, shed for

37 B^b F C C Dm



you. It is shed for you, shed for you.

41 Am F Dm Am B^b A Dm



Do this in re-mem-brance of me." Luke Twen-ty- two, nine-teen and twen - ty.

Words: adapted from Luke 22:19,20 HCSB Music: Constance Dever ©2012

DEEP DOWN DETECTIVES

Curriculum Resources



**Appendix B:
Games**

Index of Games

List of Supplies Needed to Make All Games	305
Bible Verse Games	
Duck, Duck, Goose	309
Slap, Clap and Stack	310
Simon Says How	311
Roll 'n' Toss	312
Block Clapping	313
Meet, Greet and Keep It Up	314
Bean Bag Catch	315
Animal Cube	316
Fill 'er Up	317
Lily Pad Jump	318
Loud and Soft, Big and Little	319
Freeze 'n' Say	320
Detective Mission Madness Practice	321
Music, Movement & Memory Activities	
Thumping Drums	322
Say, Spring Up and Shout	323
Freeze Frame	324
Egg Shakers	325
Jingle Bell Hands	325
Big Voice, Little Voice	326
Sing, Dance and Fall Down	327
Bottle Shakers	328
March 'n' Say	329
Clap, Tap and Say	330
Block Clappers	331
Lullabies, Bells and Lions	332
Musical Squares	333
	334
Bible Story Review Games	
Take Me through the Tunnel	
Missing in Action	335
Treasure Hunt	336
Look Who's Coming Down the Tracks	337
Can You Remember?	338
Clothespin Line Up and Drop	339
Deep Down Detective Clue Hunt	340
Run to the Grocery Store	341
Who's in the Basket?	343
Going Fishing	344
Pony Express	345
Who's Inside?	346
Fix Up the Mix Up	347
	348

Master Supplies List for All Deep Down Detectives Games

Deep Down Detectives uses many games. The good news is, they are simply made and they are re-used throughout the whole curriculum. Make sure you save the games you make and it will save you a lot of time later.

This is the full list of the games and the supplies needed in the Deep Down Detectives Curriculum. I **would highly suggest you do this!** Get the prep work over with at the beginning and coast your way through years of enjoyment! Store them in ziploc bags or baskets and pull them out when needed. So simple!

THIS LIST IS ALSO INCLUDED IN INTRODUCTION

Bible Verse Games

Lily Pad Jump

- Cube-shaped cardboard box,
- paper,
- glue,
- marker

Animal Cube

- Cube-shaped cardboard box,
- paper,
- glue,
- marker

Simon Says How

- Cube-shaped Cardboard box
- Paper, glue, and a marker

Bean Bag Catch

- 1 bean bag per every 2 children (or every child)
- NOTE: Can also fill socks with beans and tie open end to make beanbags.

Slap, Clap and Stack

- 10 or 12 Blocks or other stackable objects

Freeze 'n' Say

- Music and CD/Tape player

Fill'er Up

- 1 bean bag per child
- NOTE: Can also fill socks with beans and tie open end to make beanbags.
- Cardboard box or laundry basket
- Carpet squares, 1 per child

Loud and Soft, Big and Little

- none

Bible Verse Games

Roll 'n' Toss

- Cube-shaped Cardboard box
- Paper, glue, and a marker
- 1 bouncy ball per 2 children

Duck, Duck, Goose

- none

Deep Down Detective Mission Madness Practice

- Detective Gear, such as a trench coat, sunglasses, and a hat

Block Clapping

- 2 wooden blocks per child, preferably about 3"x 2", as found in many children's block sets

Meet, Greet, and Keep It Up

- 16 oz cups, 1 per child (with some extras)
- 2 pieces of rope as long as a line of children
- Masking tape

Master Supplies List for All Deep Down Detectives Games, continued

Music, Movement & Memory

Thumping Drums

- 1 Oatmeal container/coffee can with lid per drum.
- Tape
- Popcorn, rice, beans, etc.
- Wooden spoons, dowels, unsharpened pencils, if desired, for mallets

Say, Spring Up and Shout

- Bean bags, one per child

Freeze Frame

- Some kind of fun hat or clothing for the leader to wear

Egg Shakers

- Empty Easter eggs
- Rice, beans, buttons, pennies, popcorn, beads, small nails or bolts, etc.
- Glue and glue gun OR strong packing tape

Jingle Bell Hands

- 1 6" piece of sturdy string
- 4 or 5 jingle bells, available in most craft shops

Sing, Dance, and Fall Down

- Optional: Bean bags, one per child

Big Voice, Little Voice

- none

Bottle Shakers

- 1 empty 16 oz. soda bottle per shaker
- Rice, beans, buttons, pennies, popcorn, beads, small nails or bolts, etc.
- Glue and glue gun OR strong packing tape

March 'n' Say

- Optional: A fun hat for the leader of the march, or for everyone in the march

Clap, Tap and Say

- none

Lullabies, Bells and Lions

- Bell

Music, Movement & Memory

Musical Squares

- Carpet Squares, enough for all of the children (or chairs)

Block Clappers

- 2 wooden blocks per child, preferably about 3"x 2", as found in many children's block sets

Master Supplies List for All Deep Down Detectives Games, continued

Story Review Games

Going Fishing

- One long wooden dowel, yardstick, etc. per fishing pole
- Yarn
- Paper clip per fishing pole
- Rope
- Two chairs
- Blanket
- Box/bucket/container
- Bucket

Pony Express

- Small manila envelopes, one per flannel graph figure
- Kid's small backpack or a tote bag with a strap
- Basket
- Cowboy hat
- Stick horse or a broom

Fix Up the Mix Up

- None

Can You Remember?

- Index cards

Deep Down Detectives Clue Hunt

- Variety of interesting items that have one or more places to hide a storyboard picture
- Detective Hat
- 4 False Clues (included on the next page)
- CD Player and Deep Down Detectives Theme Song

Clothespin Line Up and Drop

- Rope
- Clothespins, the hinged type
- Shoe box
- Tape

Who's in the Basket?

- Blanket
- Basket

Run to the Grocery Store

- Grocery bag or kid's grocery cart
- Empty food cartons

Story Review Games

Treasure Hunt

- 10 small lidded plastic containers or boxes (like from a jewelry store) or wooden, hinged boxes from a craft store
- Various decorating supplies, such as fake craft jewels, glitter, glitter glue, foil paper, gold spray paint
- glue

Take Me Through the Tunnel

- Chairs or Table
- Sheet or blanket
- Box

Missing in Action

- None

Who's Inside?

- 10 different containers with lids

Look Who's Coming Down the Tracks

- Two shoe boxes
- 6' or so of rope
- Optional: Engineer's hat

Bible Verse Game

Intake or Response Activity to learn Bible verse

Duck, Duck, Goose

Materials

- Bible Verse sign from the curriculum
- Deep Down Discussion Questions (optional)

Preparation

None.

Learning the Verse

Choose the whole verse or an appropriate length portion of the verse to learn. Read the verse slowly and explain it to them. A simple explanation is included on the back of the Bible Truth sign. Practice saying the verse with the children a few times.

Playing the Game

1. Have the children sit in a circle, cross-legged on the floor.
2. Choose a child to be "It". "It" will walk around behind the seated children, tapping each one on the head, the whole group recites the verse, saying one word for each head tap.
3. The child whose head is the last one to be tapped must get up and chase "It", hoping to tag "It" before "It" can get around the circle and sit down in the open spot in the circle.
4. If the child does tag "It" then he may take his place in the circle. If not, then the new child is "It." If desired, you can also ask them a question about the verse before repeating. See the Deep Down Discussion Sheet for possible questions.
5. Repeat as frequently as desired.

Bible Verse Game

intake or Response Activity to learn Bible verse

Slap, Clap and Stack

Materials

- Bible Verse sign from the curriculum
- Deep Down Discussion Questions (optional)
- 10 or 12 Blocks or other stackable objects

Preparation

None.

Learning the Verse

Choose the whole verse or an appropriate length portion of the verse to learn. Read the verse slowly and explain it to them. A simple explanation is included on the back of the Bible Truth sign. Practice saying the verse with the children a few times.

Playing the Game

1. Tell the children that they are going to learn the verse while working together to make the largest stack of blocks/objects they can. After each time they say the verse, a child gets to pick out an object to put on the tower. Teacher will help them balance it in place.
2. Have everyone sit down in a circle around the stacking area. Say the verse together. If desired, you can add a motion the children do each time they say the verse, such as clap, stomp feet, etc. This will add movement to this game. Choose a child to pick out an object. Help the child put it in place.
3. Continue adding objects/blocks until all objects are used up or the tower falls down.
4. Repeat as desired. If desired, you can also ask them a question about the verse after every turn or every few turns. See the Deep Down Discussion Sheet for possible questions.

Bible Verse Game

intake or Response Activity to learn Bible verse

Simon Says How

Materials

- Bible Verse sign from the curriculum
- Deep Down Detectives Discussion Questions (optional)
- Cube-shaped Cardboard box
- Paper, glue, and a marker
- Die Number and Action Chart (see below)

Preparation

Make a die out of the cardboard box as follows:

1. Cut the paper into the size of one side of the cube. Use it as a pattern to make six pieces (one for each side of the cube)
2. Glue each piece of paper onto each side of the cube.
3. Write the numbers 1-6 on the each side of the cube like a die.
4. Make a sign as follows:
 - 1 = Head 2 = Feet
 - 3 = Hands 4 = Hands and Feet
 - 5 = Laying Down 6 = Eyes Closed

Learning the Verse

Choose the whole verse or an appropriate length portion of the verse to learn. Read the verse slowly and explain it to them. A simple explanation is included on the back of the Bible Truth sign. Practice saying the verse with the children a few times.

Playing the Game

1. Have the children spread out facing the leader.
2. Tell the children that they are going to play "Simon Says How", a game in which everyone will take turns making up different actions that they will do while saying the verse.
3. Explain that "Simon" will roll the die and make up actions that use the parts of the body that correspond to the number on the chart. Everyone else will then recite the verse while standing still. Then challenge them to recite it again while doing the actions "Simon" made up at the same time.
4. Simon will then choose another person to be Simon in his place. Repeat. If desired, you can also ask them a question about the verse after every turn or every few turns. See the Deep Down Detectives Discussion Sheet for possible questions.

Bible Verse Game

intake or Response Activity to learn Bible verse

Roll 'n' Toss

Materials

- Bible Verse sign from the curriculum
- Deep Down Discussion Questions (optional)
- Cube-shaped Cardboard box
- Paper, glue, and a marker
- 1 bouncy ball per 2 children

Preparation

1. Cut the paper into the size of one side of the cube. Use it as a pattern to make six pieces (one for each side of the cube)
2. Glue each piece of paper onto each side of the cube.
3. Write different actions on each side of the cube: Roll, Bounce, Overhand Toss, Close Eyes and Roll, Backwards Roll (through legs), Underhand Toss.

Learning the Verse

Choose the whole verse or an appropriate length portion of the verse to learn. Read the verse slowly and explain it to them. A simple explanation is included on the back of the Bible Truth sign. Practice saying the verse with the children a few times.

Playing the Game

1. Have the children spread out facing the leader.

Playing the Game

1. Tell the children they will be throwing a ball to a partner in the different ways you have written on the cube (show them the cube).
2. Have the children stand in two long lines, with their partners facing each other about 9-12' apart (whatever seems to be a good tossing/rolling distance for your children).
3. Give out the ball to each person in one of the long lines. (Partners will not have one.)
4. Practice each of the different ball actions, then begin the game.
5. Have everyone say the verse together. Toss the cube and tell everyone what the motion will be. At your signal, have one partner roll, toss, etc. the ball to the other. After all the partners have received the balls and everyone is back in line. Have everyone say the verse together, then toss the cube again. If desired, you can also ask them a question about the verse after every few rolls. See the Deep Down Discussion Sheet for possible questions.

Bible Verse Game

intake or Response Activity to learn Bible verse

Block Clapping

Materials

- Bible Verse sign from the curriculum
- Deep Down Discussion Questions (optional)
- 2 wooden blocks per child, preferably about 3"x 2", as found in many children's block sets

Preparation

None.

Learning the Verse

Choose the whole verse or an appropriate length portion of the verse to learn. Read the verse slowly and explain it to them. A simple explanation is included on the back of the Bible Truth sign. Practice saying the verse with the children a few times.

Playing the Game

1. Show the children the clapping blocks and tell them: "We are going to use our Bible verse to play a game. But first, we need to practice saying the verse." (Practice saying it a couple of times).
2. Hand out the clapping blocks and let the children clap them a while (without saying the verse), then quiet them.
3. Then tell them, "OK, let's try saying our verse and block clapping at the same time!" Lead the children in reciting the verse and clapping with each word. Or, you can have the children clap the blocks together a certain number of times, then say the verse after the last clap. If desired, you can also ask them a question about the verse before repeating. See the Deep Down Discussion Sheet for possible questions.
4. Repeat as frequently as desired.

Bible Verse Game

intake or Response Activity to learn Bible verse

Meet, Greet and Keep It Up

Materials

- Bible Verse sign from the curriculum
- Deep Down Discussion Questions (optional)
- 16 oz. cups, 1 per child (with some extras)
- 2 pieces of rope as long as a line of children
- Masking tape

Preparation

1. Line up the 2 pieces of rope about 6' apart.
2. Put down a piece of masking tape the same length as the ropes, running parallel to the ropes midway between the 2 ropes.

Learning the Verse

Choose the whole verse or an appropriate length portion of the verse to learn. Read the verse slowly and explain it to them. A simple explanation is included on the back of the Bible Truth sign. Practice saying the verse with the children a few times.

Playing the Game

1. Split the children into partners. Have them stand in two long lines, with their partners facing each other about 6' apart.
2. Tell the children they will be meeting and greeting their partners with a handshake at the masking tape in the middle, then turning around and going back to their place along the rope. Have them practice this.
3. Now tell them, that they will also be balancing a cup on their head while they do this.
4. Give out a cup to everyone. Have them practice balancing the cup on their heads.
5. Now play the game. Have everyone say the verse together. Then have them put the cups on their heads. At your signal, have them walk to the middle, greet their partner with a handshake, turn around and go back—trying to keep the cup balanced on their head the whole time. (There is no penalty for cups falling off.)
6. Have everyone settle back in place in the line, with the cups off their heads. Say the verse together again, put the cups back on their heads, then walk to greet partner again, etc.
7. You can move the ropes back gradually so the children can try to do it from further and further apart.
8. If desired, you can also ask them a question about the verse after every few turns. See the Deep Down Detective Discussion Sheet for possible questions.

Bible Verse Game

intake or Response Activity to learn Bible verse

Bean Bag Catch

Materials

- Bible Verse sign from the curriculum
 - Deep Down Discussion Questions (optional)
 - 1 bean bag per every 2 children (or every child)
- NOTE: Can also fill socks with beans and tie open end to make beanbags.

Preparation

None.

Learning the Verse

Choose the whole verse or an appropriate length portion of the verse to learn. Read the verse slowly and explain it to them. A simple explanation is included on the back of the Bible Truth sign. Practice saying the verse with the children a few times.

Playing the Game

1. Pair the children with a partner.
2. Have the children stand in two long lines, with their partners facing each other at arm's length apart.
3. Give out a bean bag to each person in one of the long lines. (Partners will not have one.) Have everyone say the verse together, then throw the bean bag to their partners, trying to catch the bean bag. (NOTE: no one is "out" if they don't catch it.)
4. Have both lines of children take a step back.
5. Say the verse altogether again, then throw the bean bags again.
6. Repeat as frequently as desired. If desired, you can also ask them a question about the verse after every turn or every few turns. See the Deep Down Discussion Sheet for possible questions.

Bible Verse Game

intake or Response Activity to learn Bible verse

Animal Cube

Materials

- Bible Verse sign from the curriculum
- Deep Down Discussion Questions (optional)
- Cube-shaped cardboard box
- Paper, glue, and a marker

Preparation

1. Cut the paper into the size of one side of the cube. Use it as a pattern to make six pieces (one for each side of the cube) Draw a simple animal picture on each piece of paper. Possibilities would be: rabbit, monkey, elephant, bird, fish, and a horse. Glue each picture onto each side of the cube.

Learning the Verse

Choose the whole verse or an appropriate length portion of the verse to learn. Read the verse slowly and explain it to them. A simple explanation is included on the back of the Bible Truth sign. Practice saying the verse with the children a few times.

Playing the Game

1. Tell the children they will be playing a game in which they must move like six different animals. Have them practice the movements for each of the animals on your cube. (Rabbit: leaping; monkey: scratching under arms and saying "ooh-ooh, ahh-ahh"; Elephant: swinging arms like a trunk and making trumpet sound; Bird: flapping arms like wings; Fish: palms together, weaving them in a serpentine action, saying "blub-blub"; horse: galloping/prancing and neighing).
2. Show the children the cube with the animal pictures on it, just like the ones they've practiced. Tell them that you will roll the dice and everyone (at your signal) will begin making the movement for that animal. Tell them that they must stop in place and be very quiet when they hear a certain noise (such as a whistle, a bell ring, clap, etc.). Tell them that you will be watching them. And that children who are very good at listening and stopping when you say so will get a chance to toss the cube for everyone. Practice tossing the cube, making the movements and stopping with the children.
3. Now it's time to play the whole game. Choose a child to roll the cube and say which animal is picked and what action they will do for the animal. Have everyone say the verse, then at your cue, let the children act out the animal until you tell them to stop (a bell or whistle can be used to give the start and stop signals).
4. Choose another child and repeat. If desired, you can also ask them a question about the verse after every turn or every few turns. See the Deep Down Discussion Sheet for possible questions.

Other Option: If children get really good at this, you can challenge them by saying the verse while they make the movement.

Bible Verse Game

Intake or Response Activity to learn Bible verse

Fill 'er Up

Materials

- Bible Verse sign from the curriculum
- Deep Down Discussion Questions (optional)
- 1 Bean bag per child
- NOTE: Can also fill socks with beans and tie open end to make beanbags.
- Cardboard box or laundry basket
- Carpet squares, 1 per child

Preparation

1. Put box/basket in a central location.
2. Place carpet squares equidistant about 2' from center box/basket. These will be for the children to sit on.

Learning the Verse

Choose the whole verse or an appropriate length portion of the verse to learn. Read the verse slowly and explain it to them. A simple explanation is included on the back of the Bible Truth sign. Practice saying the verse with the children a few times.

Playing the Game

1. Have the children stand on a carpet square.
2. Tell them that they will be saying the verse, then—on your signal—they will try to throw as many of their bean bags as they can into the box/basket target in the middle.
3. As they get good at throwing their bean bags in, have the children move back their carpet squares.
4. Repeat verse before toss. If desired, you can also ask them a question about the verse after every few tosses. See the Deep Down Discussion Sheet for possible questions.

Bible Verse Game

intake or Response Activity to learn Bible verse

Lily Pad Jump

Materials

- Bible Verse sign from the curriculum
- Deep Down Discussion Questions (optional)
- Cube-shaped cardboard box, paper, glue, marker

Preparation

Make a die out of the cardboard box as follows:

1. Cut the paper into the size of one side of the cube.
2. Use it as a pattern to make six pieces (one for each side of the cube).
3. Glue each piece of paper onto each side of the cube.
4. Write the numbers 1-6 on the each side of the cube like a die.

Learning the Verse

Choose the whole verse or an appropriate length portion of the verse to learn. Read the verse slowly and explain it to them. A simple explanation is included on the back of the Bible Truth sign. Practice saying the verse with the children a few times.

Playing the Game

1. Tell children that they will be froggies, leaping from lily pad to lily pad. Everyone will say the verse together, then you (or a very good, well-behaved listening "froggie") will roll the die and see how many leaps all the froggies will make before them stop.
2. Have them practice leaping. Warn them to watch out for their other froggie friends so that no one gets hurt. Practice stopping.
3. Have everyone get in froggie position. Roll die and tell them how many leaps they will leap. Say the verse together. At your signal, everyone leaps as you (or you and they) count out the number of leaps together: "1, 2, 3, stop!" etc. Repeat. If desired, you can also ask them a question about the verse after every turn or every few turns. See the Deep Down Discussion Sheet for possible questions.

Bible Verse Game

Intake or Response Activity to learn Bible verse

Loud and Soft, Big and Little

Materials

Bible Verse sign from the curriculum
Deep Down Discussion Questions (optional)

Preparation

None.

Learning the Verse

Choose the whole verse or an appropriate length portion of the verse to learn. Read the verse slowly and explain it to them. A simple explanation is included on the back of the Bible Truth sign. Practice saying the verse with the children a few times.

Playing the Game

1. Tell the children: "Let's practice our Bible verse with a game."
2. "First let's say our verse together," (say it a couple times).
3. "Now let's see how quietly we can whisper it! Can you say it quietly like I am?" Have everyone follow your voice as it gets quiet, then loud, then medium, etc. Quiet them, then repeat. If desired, you can also ask them a question about the verse after they repeat the verse a few times. See the Deep Down Discussion Sheet for possible questions.

NOTE: You may find it easier for the children to follow getting louder and softer by lowering your hands when you are getting quieter and then raising your hands when you are getting louder.

Bible Verse Game

intake or Response Activity to learn Bible verse

Freeze 'n' Say

Materials

- Bible Verse sign from the curriculum
- Deep Down Discussion Questions (optional)
- Music and CD/Tape player

Preparation

None.

Learning the Verse

Choose the whole verse or an appropriate length portion of the verse to learn. Read the verse slowly and explain it to them. A simple explanation is included on the back of the Bible Truth sign. Practice saying the verse with the children a few times.

Playing the Game

1. Play some of the music for the children. Tell them that they will move around the room as you tell them (marching, leaping, clapping, etc.) while they hear the music. They will stop and freeze in whatever position they are in when the music stops. Practice this with them.
2. When they have the concept down, add saying the verse when the music stops and they are in their frozen position.
3. After they say the verse, then tell them how you want them to move when the music starts again. You can take their suggestions for movement ideas, too.
4. Start the music up again and continue. Repeat as frequently as desired. If desired, you can also ask them a question about the verse after every turn or every few turns. See the Deep Down Discussion Sheet for possible questions.

Bible Verse Game

intake or Response Activity to learn Bible verse

Deep Down Detectives Mission Madness Practice

Materials

- Bible Verse sign from the curriculum
- Deep Down Discussion Questions (optional)
- Deep Down Detectives Theme Song and/or Bible verse song
- Detective Gear, such as a trench coat, sunglasses, and a hat

Preparation

None.

Learning the Verse

Choose the whole verse or an appropriate length portion of the verse to learn. Read the verse slowly and explain it to them. A simple explanation is included on the back of the Bible Truth sign. Practice saying the verse with the children a few times.

Playing the Game

1. Tell the children that sometimes detectives have to do all sorts of things to get answers to their questions and solve the case they are working on. In this game, they will practice some detective moves.
2. Put on the detective costume, telling the children that you will start out the game as the Chief Detective.
3. As you play the Deep Down Detectives theme song, you will lead the children in practicing one of their moves, such as swimming across a deep river. . (Other possible actions would be crawling, hand over eye looking around left and right; walking backwards, shuffling, stooping, and crawling..)
4. When the song finishes, the children will sit down and everyone will say the verse together. If desired, you can also ask them a question about the verse. See the Deep Down Discussion Sheet for possible questions.
5. Choose a child to take your place as Chief Detective. Repeat activity, choosing another detective move. Play continues as time and attention span allow.

Music, Movement & Memory Activity

Intake or Response Activity to learn the Big Question, Bible verse and Unit music

Thumping Drums

Materials

- CD of unit music
- Deep Down Detectives Discussion Questions (optional)
- 1 Oatmeal container/coffee can with lid per drum.
- Tape
- Popcorn, rice, beans, etc.
- Wooden spoons, dowels, unsharpened pencils, if desired, for mallets

How to Make

1. Tape the lid of empty oatmeal or coffee cans in place. (If want to make a snare drum, add popcorn, rice, etc. in the empty container before taping shut.)
2. Children can either tap drum with hands or you can give them 2 wooden spoons, wooden dowels or unsharpened pencils with wooden spoons glue gunned to an end as mallets.

What to Do

1. Show the children the thumping drums. Tell them. "I'm going to say God's Word and make a joyful noise to Him with these thumping drums. Come and join me!"
2. First let's sing our Bible verse song/Big Question song/Praise Song/Hymn together (say the verse a couple of times, if using it.)
3. "Now let's make that joyful noise to the LORD!" Hand out the drums (and mallets) and let the children beat them awhile. Quiet them, then repeat.
4. If desired, you can ask the children a question related to the verse/the songs they are singing, using the Deep Down Detectives Discussion Sheet after each time (or every few times) you sing the song/say the verse.

NOTE: Younger children may need to sing the Bible verse/Big Question song/etc, then thump. But, as the children get older, they may be able to sing the song(s) AND thump at the same time.

Music, Movement & Memory Activity

Intake or Response Activity to learn the Big Question, Bible verse and Unit music

Say, Spring Up and Shout

Materials

- CD of unit music
- Deep Down Detectives Discussion Questions (optional)
- Optional: Bean bags, one per child

What to Do

1. Tell the children: "We're going to sing our Bible verse/Big Question/other song and make a joyful noise to God, crouching down like this (Crouch down). Then at the end, we're going to spring up and shout, "Amen, I agree!"
2. First let's sing our Bible verse song/Big Question song/Praise Song/Hymn together (say the verse a couple of times, if using it.)
3. "Now let's jump up and say, "AMEN! I agree!" After everyone springs up and says "Amen," quiet them, then repeat.
4. If desired, when the children get the crouching and jumping down, you might give them a bean bag to toss in the air as they spring up. Practicing tossing up in the air rather than AT others.
5. If desired, you can ask the children a question related to the verse/the songs they are singing, using the Deep Down Detectives Discussion Sheet after each time (or every few times) you sing the song/say the verse.

Music, Movement & Memory Activity

Intake or Response Activity to learn the Big Question, Bible verse and Unit music

Freeze Frame

Materials

- CD of unit music
- Deep Down Detectives Discussion Sheet Questions (optional)
- Some kind of fun hat or clothing for the leader to wear

What to Do

1. Tell the children. "I'm going to sing God's Word and make a joyful noise to Him...but I'm going to freeze in place in between songs. Come and join me!"
2. Choose one child to be the leader. Help them put on the leader hat/clothing.
3. Have the kids march around behind the leader, singing the song of your choice.
4. Have the children freeze in place when you stop the song at a random point.
5. When everyone is frozen, have the children tell you what the next word/phrase to the song.
6. If desired, you can ask the children a question related to the words or another question from the Deep Down Detectives Discussion Sheet after each time (or every few times) you freeze the song.
7. Choose another leader and play the song again, stopping on a different word from the song to highlight.

Music, Movement & Memory Activity

Intake or Response Activity to learn the Big Question, Bible verse and Unit music

Egg Shakers

Materials

- CD of unit music
- Deep Down Detectives Discussion Sheet (optional)
- Empty Easter eggs
- Rice, beans, buttons, pennies, popcorn, beads, small nails or bolts, etc.
- Glue and glue gun OR strong packing tape

How to Make

1. Fill empty Easter eggs with different small objects such as rice, beans, pennies, buttons, popcorn, beads, small nails or bolts, etc., then seal lid shut with glue gun or with packing tape. Different objects make different sounds. Different amounts of the same object make different sounds, too. The children will enjoy the variety.

What to Do

1. Show the children the egg shakers and tell them, "I'm going to sing our Bible verse/Big Question/other song and make a joyful noise to God with these egg shakers. Come and join me!"
2. First let's sing our Bible verse song/Big Question song/Praise Song/Hymn together (say the verse a couple of times, if using it.)
3. Hand out the egg shakers and let the children shake them a while (without singing), then quiet them.
4. Then tell them, "OK, let's try singing and shaking our eggs at the same time!" Lead the children in song and shaking.
5. If desired, you can ask the children a question related to the verse/the songs they are singing, using the Deep Down Detectives Discussion Sheet after each time (or every few times) you sing the song/say the verse.

NOTE: Younger children may need to sing the Bible verse/Big Question song/etc, then shake. But, as the children get older, they may be able to sing the song(s) AND shake at the same time.

Music, Movement & Memory Activity

Intake or Response Activity to learn the Big Question, Bible verse and Unit music

Jingle Bell Hands

Materials

- CD of unit music
- Deep Down Detectives Discussion Questions (optional)
- 1 6" piece of sturdy string
- 4 or 5 jingle bells, available in most craft shops (OR three Ball jar lid outer rings per instrument)

How to Make

1. Cut a piece of string about 6" long.
2. Thread 4 or 5 jingle bells onto string, securely tying each in place with a knot before adding the next one. Tie the ends together. Children can either wear these like a bracelet or can hold them in their hands. If using Ball jar lid rings, string three of these together with the same piece of string and fasten.

What to Do

1. Show the children the bottle shakers and tell them, "I'm going to sing our Bible verse/Big Question song and make a joyful noise to God with these bottle shakers. Come and join me! First, let's sing the Bible verse/ Big Question/etc. song together on our own (sing the song a couple of times.) Now let's make that joyful noise to the LORD!"
2. Hand out the jingle hand bells and let the children jingle them a while (without singing), then quiet them.
3. Then tell them, "OK, let's try singing and jingling at the same time!" Lead the children in singing and jingling.
4. If desired, you can ask the children a question related to the verse/the songs they are singing, using the Deep Down Detectives Discussion Sheet after each time (or every few times) you sing the song/say the verse.

NOTE: Younger children may need to sing the Bible verse/Big Question song/etc, then jingle. But, as the children get older, they may be able to sing the song(s) AND jingle at the same time.

Music, Movement & Memory Activity

Intake or Response Activity to learn the Big Question, Bible verse and Unit music

Big Voice, Little Voice

Materials

- CD of unit music
- Deep Down Detectives Discussion Questions (optional)

What to Do

1. Tell the children: "I'm going to sing our Bible verse/Big Question song and make a joyful noise to Him quietly and loudly! Come and join me!"
2. First let's sing our Bible verse song/Big Question song/Praise Song/Hymn together (say the verse a couple of times, if using it.)
3. "Now let's see how quietly we can whisper it! Can you sing it quietly like I am?" Have everyone follow your voice as it gets quiet, then loud, then medium, etc. Quiet them, then repeat.
4. If desired, you can ask the children a question related to the verse/the songs they are singing, using the Deep Down Detectives Discussion Sheet after each time (or every few times) you sing the song/say the verse.

NOTE: You may find it easier for the children to follow getting louder and softer by lowering your hands when you are getting quieter and then raising your hands when you are getting louder.

Music, Movement & Memory Activity

Intake or Response Activity to learn the Big Question, Bible verse and Unit music

Sing, Dance and Fall Down

Materials

- CD of unit music
- Deep Down Detectives Discussion Questions (optional)
- 1 oatmeal container/coffee can with lid per drum.
- Tape
- Popcorn, rice, beans, etc.
- Wooden spoons, dowels, unsharpened pencils, if desired, for mallets

How to Make

1. Tape the lid of empty oatmeal or coffee cans in place. (If want to make a snare drum, add popcorn, rice, etc. in the empty container before taping shut.)
2. Children can either tap drum with hands or you can give them 2 wooden spoons, wooden dowels or unsharpened pencils with wooden spools glue gunned to an end as mallets.

What to Do

1. Tell the children: "I'm going to sing our Bible verse/Big Question/etc. song and make a joyful noise to Him with my body by dancing to some music...then falling down when it stops. Come and join me!"
2. First let's sing our Bible verse song/Big Question song/Praise Song/Hymn together (say the verse a couple of times, if using it.)
3. "Now let's dance as we sing our song. Then fall down when we finish. Let's dance." Have everyone dance and sing the song. When you finish, say, "Everyone fall down!" Quiet the children, then repeat.
4. If desired, you can ask the children a question related to the verse/the songs they are singing, using the Deep Down Detectives Discussion Sheet after each time (or every few times) you sing the song/say the verse.

Music, Movement & Memory Activity

Intake or Response Activity to learn the Big Question, Bible verse and Unit music

Bottle Shakers

Materials

- CD of unit music
- Deep Down Detectives Discussion Questions (optional)
- 1 empty 16 oz. soda bottle per shaker
- Rice, beans, buttons, pennies, popcorn, beads, small nails or bolts, etc.
- Glue and glue gun OR strong packing tape

How to Make

1. Fill empty 16 oz.. soda bottles with different small objects such as rice, beans, pennies, buttons, popcorn, beads, small nails or bolts, etc.
2. Seal lid shut with glue gun or with packing tape. Different objects make different sounds. Different amounts of the same object make different sounds, too. The children will enjoy the variety.

What to Do

1. Show the children the bottle shakers and tell them. "I'm going to sing our Bible verse/Big Question song and make a joyful noise to God with these bottle shakers. Come and join me! First, let's sing the Bible verse/ Big Question/etc. song together on our own (sing the song a couple of times.) Now let's make that joyful noise to the LORD!"
2. Hand out the bottle shakers and let the children shake them a while (without singing), then quiet them.
3. Then tell them, "OK, let's try singing and shaking at the same time!" Lead the children in song and shaking.
4. If desired, you can ask the children a question related to the verse/the songs they are singing, using the Deep Down Detectives Discussion Sheet after each time (or every few times) you sing the song/say the verse.

NOTE: Younger children may need to sing the Bible verse/Big Question song/etc, then shake. But, as the children get older, they may be able to sing the song(s) AND shake at the same time.

Music, Movement & Memory Activity

Intake or Response Activity to learn the Big Question, Bible verse and Unit music

March 'n' Say

Materials

- CD of unit music
- Deep Down Detectives Discussion Questions (optional)
- Optional: A fun hat for the leader of the march, or for everyone in the march

What to Do

1. Tell them, "I'm going to say God's Word and make a joyful noise to Him by marching. Come and join me!"
2. First let's sing our Bible verse song/Big Question song/Praise Song/Hymn together (say the verse a couple of times, if using it.)
3. "Now let's march around as we sing!"
4. If desired, let the leader of the march (you the first time, then pick different children), wear a fun hat as he/she leads. Or, have hats for everyone to wear.
5. If desired, you can ask the children a question related to the verse/the songs they are singing, using the Deep Down Detectives Discussion Sheet after each time (or every few times) you sing the song/say the verse.

NOTE: Younger children may need to sing the Bible verse/Big Question song/etc, then thump. But, as the children get older, they may be able to sing the song(s) AND thump at the same time.

Music, Movement & Memory Activity

Intake or Response Activity to learn the Big Question, Bible verse and Unit music

Clap, Tap and Say

Materials

- CD of unit music
- Deep Down Detectives Discussion Questions (optional)

What to Do

1. Tell the children: "I'm going to sing our Bible verse/Big Question/etc. song and make a joyful noise to Him with my body by clapping and tapping. Come and join me!"
2. First let's sing our Bible verse song/Big Question song/Praise Song/Hymn together (say the verse a couple of times, if using it.)
3. "Now let's clap and tap! Can you do what I'm doing?" Have everyone follow your motions as you clap your hands, tap your head, hit your knees together, rub your belly, etc. for a while. Quiet them, then repeat. If desired, have different children think up different motions.
4. If desired, you can ask the children a question related to the verse/the songs they are singing, using the Deep Down Detectives Discussion Sheet after each time (or every few times) you sing the song/say the verse.

NOTE: Younger children may need to sing the Bible verse/Big Question song/etc, then clap, tap, etc. But, as the children get older, they may be able to sing the song(s) AND do the motions at the same time.

Music, Movement & Memory Activity

Intake or Response Activity to learn the Big Question, Bible verse and Unit music

Block Clappers

Materials

- CD of unit music
- Deep Down Detectives Discussion Questions (optional)
- 2 wooden blocks per child, preferably about 3"x 2", as found in many children's block sets

What to Do

1. Show the children the clapping blocks . Tell them, "I'm going to say God's Word and make a joyful noise to Him with these clapping blocks. Come and join me!
2. First let's sing our Bible verse song/Big Question song/Praise Song/Hymn together (say the verse a couple of times, if using it.)
3. Now let's make that joyful noise to the LORD!" Hand out the clapping blocks and let the children clap them a while (without singing), then quiet them.
4. Then tell them, "OK, let's try singing and block clapping at the same time!" Lead the children in song and clapping.
5. If desired, you can ask the children a question related to the verse/the songs they are singing, using the Deep Down Detectives Discussion Sheet after each time (or every few times) you sing the song/say the verse.

NOTE: Younger children may need to sing the Bible verse/Big Question song/etc, then clap. But, as the children get older, they may be able to sing the song(s) AND clap at the same time.

Music, Movement & Memory Activity

Intake or Response Activity to learn the Big Question, Bible verse and Unit music

Lullabies, Bells and Lions

Materials

- CD of unit music
- Bell
- Deep Down Detectives Discussion Questions (optional)

What to Do

1. Tell the children: "We're going to pretend to go to sleep as children, but wake up like an animal. Everyone sit down and let's sing our lullaby before we go to bed. When you hear the morning bell ring, you can pretend to be the animal I say until you hear the bedtime bell ring and you have to sit back down."
2. Ring the bell and say, "It's time for bed, it's time for bed! Sit down where you are, you sleepy heads!" Have all the children sit down in place. Then say, "Before we go to sleep, we have to sing our bedtime lullaby. Let's sing our Bible verse song/Big Question song/Praise Song/Hymn." Have the children sing the song with you, then tell them, "Shhh. Lay down! It's time for bed!"
3. Have all the children lay down and be very still and quiet like they are sleeping for a few minutes. Then say, "Sleeping, sleeping, look at all the sleeping children. But when the morning bell rang, they all woke up, and were lions (or whatever animal you choose) all day!"
3. All the children will get up and pretend to be the animal. After a few moments, ring the bell and say, "It's time for bed, it's time for bed! Sit down where you are, you sleepy heads!"
4. If desired, you can ask the children a question related to the verse/the songs they are singing, using the Deep Down Detectives Discussion Questions after each time (or every few times) you sing the lullaby song.

Music, Movement & Memory Activity

Intake or Response Activity to learn the Big Question, Bible verse and Unit music

Musical Squares

Materials

- CD of unit music
- Carpet Squares, enough for all of the children (or chairs)
- Deep Down Detectives Discussion Questions (optional)

What to Do

1. Set out the squares/chairs in a circle. Ask the children to sit down on their square/chair.
2. Tell the children they will march around behind the squares/chairs as you play the Big Question Song/Bible verse song/Hymn/Praise Song/etc. When the music stops, they are to sit down on the nearest square/chair island.
3. Play the music, sing the song as the children make swimming motion with their arms to it. Stop the music and have the children sit down on the nearest square/chair.
4. If desired, you can ask the children a question related to the verse/the songs (or the lesson concepts) they are singing, using the Deep Down Detectives Discussion Questions, after each time (or every few times) they sit down.

Bible Story Review Game

Response Activity to review the story and key concepts

Take Me Through the Tunnel

Materials

- Bible Truth storyboard pictures and Storyboard
- Deep Down Discussion Questions
- Chairs or Table
- Sheet or blanket
- Box

Preparation

1. Construct a tunnel using the sheet draped over a table/chairs.
2. Put the flannelgraph figures in a box in the "tunnel."

Playing the Game

1. Have the children take turns crawling through the tunnel, retrieving one of the pictures.
2. When the child comes out of the tunnel, he shows the figure to the other children from them to name.
3. Have the children name the character; and, if desired, answer a question (see Deep Down Discussion Sheet) about what they did in the story.
4. Have the child stick the picture on the storyboard, gradually recreating the scene as the game progresses.

Bible Story Review Game

Response Activity to review the story and key concepts

Missing in Action

Materials

- Bible Truth storyboard pictures and Storyboard
- Deep Down Discussion Questions

Preparation

1. Put all the story pictures up on the storyboard, recreating the scene from the story. .

Playing the Game

1. Review the story briefly, pointing to the figures on the story board background as you go. Have the children help you, if desired.
2. Tell the children that someone from the story is about to go "Missing in Action" and they have to guess who it is. Have the children cover their eyes and take one figure off the board.
3. Have the children open their eyes and figure out who is missing.
4. Put the picture back on the board. Take another picture off the board, having a child choose who will go missing in action this time.
5. If desired, you can ask the children a question related to story each time/every few times a picture is put up, using the Deep Down Discussion Sheet.

Bible Story Review Game

Response Activity to review the story and key concepts

Treasure Hunt

Materials

- Bible Truth storyboard pictures
- Deep Down Discussion Questions
- 10 small lidded plastic containers or boxes (like from a jewelry store) or wooden, hinged boxes from a craft store
- Various decorating supplies, such as fake craft jewels, glitter, glitter glue, foil paper, gold spray paint glue

Preparation

Before playing the game, you will need to make your treasure boxes:

1. Collect 10 small lidded plastic containers or lidded boxes (like from a jewelry store), just large enough to put the Bible story pictures in. Alternatively, you can also purchase 10 hinged wooden boxes from a craft store. These make marvelous treasure boxes.
2. Decorate each container/box with the jewels, glitter, paper, gold paint, etc to give them a “treasure-y” look.

Right before Class:

1. Put a Bible story picture in each container and hide them around the room.
2. You may want to review the story and the pictures before class.

Playing the Game

1. Tell the children that you are going on a treasure hunt and need their help finding all the treasure hidden around the room.
2. Have the children take turns finding the treasure boxes and bringing them to you.
3. Remove each picture as the box is found and ask the children review questions about the character from the Bible story. If desired, you can simply put each picture on the floor, table, or storyboard as it is found, then ask questions about the Bible story when you have collected them all. (See the Deep Down Discussion Sheet for possible questions.)
4. Remember to store your boxes after the game, keeping them for the next time you play.
5. Game continues as time allows or until you have retrieved and reviewed all the pictures and the story.

Bible Story Review Game

Response Activity to review the story and key concepts

Look Who's Coming Down the Tracks

Materials

- Bible Truth storyboard pictures
- Deep Down Discussion Questions
- Two shoe boxes
- 6' or so of rope
- Optional: Engineer's hat

Preparation

1. Make a "train" with two cars made with the two shoe boxes strung together with rope.
2. Poke a hole through the front short side of the shoe box that will be the back "car."
3. Poke a hole through the front and back short sides of the shoe box that will be the front "car."
4. Thread the rope through these holes, tying knots near the inside and outside of each to keep the car securely in place.

Playing the Game

1. Put a picture in each "car" of the train (out of the sight of the children). Say, "Look who's coming down the track!"
2. Hand the end of the rope to a child and have them pull it around to where the other participating children are saying "Choo! Choo! Choo! Choo!" (you can have all the children say this, just the child pulling, you and the child, etc.)
3. After the child pulls it to where the children are say, "Train, stop!"
4. Pull out the pictures, show them to the children and ask, "Who's on our train?"
5. If desired, you can ask the children a question related to the picture/story, from the Deep Down Detectives Discussion Sheet.

Tip: For more fun, have a train engineer's hat for the child pulling the train to wear.

Bible Story Review Game

Response Activity to review the story and key concepts

Can You Remember?

Materials

- 2 sets of Bible Truth storyboard pictures (Simply photo copy a second black & white set from the originals)
- Deep Down Discussion Questions
- Index Cards

Preparation

1. Attach the storyboard pictures to index cards, making sure that the pictures are completely covered by the cards.
2. Scramble the order of pictures and set face down on the floor or table.

Playing the Game

1. Have the children take turns trying to make matches by choosing and turning over two pictures at a time.
2. If the pictures match, they are removed from the floor and one is placed on the storyboard. Have the children identify the pictures as they are added to the board. If they do not match, they are turned over face down again and someone else gets to try.
3. If desired, you may also want to ask the children a question about the picture/the story as a match is made, using the Deep Down Discussion Sheet for suggestions.
4. Continue until all the matches are made and all pictures are up on the storyboard, recreating the story picture.

Bible Story Review Game

Response Activity to review the story and key concepts

Clothespin Line Up and Drop

Materials

Bible Truth storyboard pictures
Deep Down Discussion Questions
Rope
Clothespins, the hinged type
Shoe box
Tape

Preparation

1. Attach a spring-type clothespin to some of the laminated storyboard pictures and put them in a shoe box with the lid taped on one side like a hinge and with a hole in the top.
2. Hang up a short rope (in an out-of-traffic-flow location) between two chairs.

Playing the Game

1. Open the shoe box and say, "It's time to say hello to our story friends!"
2. Pull the pictures out one at a time, saying "Hello, so-and-so, each time you pick up a picture and clip them to the rope.
3. When all are pinned up say, "It's time to say goodbye to so-and-so." Can you find so-and-so?" Then have the child point out the right figure on the clothesline, take it off the rope, reattaching the clothespin and handing it to the child. If desired, you may also want to ask the children a question about the picture/the story as the picture is identified, using the Deep Down Discussion Sheet for suggestions.
4. Have a container/bucket/shoe box and say, "Say, goodbye!" letting the child drop the clothespin in the bucket and put the picture through the slot in the shoe box.

Bible Story Review Game

Response Activity to review the story and key concepts

Deep Down Detectives Clue Hunt

Materials

- Bible Truth storyboard pictures
- Deep Down Discussion Questions
- Variety of interesting items that have one or more places to hide a storyboard picture
- Detective Hat
- 4 False Clues (included on the next page)
- CD Player and Deep Down Detectives Theme Song

Preparation

1. Collect a variety of interesting items, that some way to hide a picture, such as an old box with a lid, wallet, purse, clothing with pockets, a book, etc. If your items have MORE than one place to hide things, that is even better.
2. Cut out/Print out the false clue pictures included with the game.
3. Hide each story picture inside one of the items.
4. Set out the items for the children to see, telling them that each of them have an important clue in them. Most of them are from the story, but a few are not. Tell them that it is the job of the Deep Down Detectives to find the hidden clues and decide if they belong in the story or not.

Playing the Game


1. Have the children line up. Play the Deep Down Detectives Theme Song and lead the children in marching around the room and then back to their places to sit down as it ends. (This is merely an energy-release tactic). Have the children take turns choosing an item, finding the clue you have hidden within it. Have the child/the class decide if the clue belongs in the story or not. If it belongs in the story, have them tell how, or, you could ask the children a question about the picture, using the Deep Down Discussion Sheet for suggestions.
2. Continue until all the clues have been found.
3. If desired, you can have the child who will choose the next clue to lead the class in marching to the theme song before they choose their clue.

Bible Story Review Game

Response Activity to review the story and key concepts

Deep Down Detectives Clue Hunt, continued

False Clues (use as many as you want)



Bible Story Review Game

Response Activity to review the story and key concepts

Run to the Grocery Store

Materials

- Bible Truth storyboard pictures
- Deep Down Discussion Questions
- Grocery bag or kid's grocery cart
- Empty food cartons

Preparation

1. Put a clue inside each food container.
2. Set out the containers on a table or shelf at one end of the room.
3. Set up the story board at the other end, with the shopping cart or bag.

Playing the Game

1. Have the children assemble near the storyboard.
2. Have them take turns pushing the grocery cart/carrying the grocery bag to the other end of the room and choosing a food item. If desired, tell the children which food item you want them to pick out each time.
3. When the child returns with the food, have them open the container and pull out the picture. If desired, you may also want to ask the children a question about the picture/the story as the picture is identified, using the Deep Down Discussion Sheet for suggestions.
4. Ask the class what the picture is, then add it to the story board, gradually reproducing the story.

Bible Story Review Game

Response Activity to review the story and key concepts

Who's in the Basket?

Materials

- Bible Truth storyboard pictures
- Deep Down Discussion Questions
- Blanket
- Basket

Preparation

None.

Playing the Game

1. Hide one of the pictures in the basket and cover it up with the blanket.
2. Ask the children: "Who's in the basket? Would you like to look?" Have chose a child to take off the blanket and pull out the picture to show the rest of the children. Say: "Look! It's -----" The children or you or you and the children can answer with who it is. For more fun, have a little song like "Pop! Goes the Weasel" you hum each time before the child pulls the blanket off Or, just count "1, 2, 3, GO!" and pull the blanket off quickly. If desired, you may also want to ask the children a question about the picture/the story as the picture is identified, using the Deep Down Discussion Sheet for suggestions.
3. Repeat as frequently as desired.

Bible Story Review Game

Response Activity to review the story and key concepts

Going Fishing

Materials

- Bible Truth storyboard pictures
- Deep Down Discussion Questions
- One long wooden dowel, yardstick, etc. per fishing pole
- Yarn
- Paper clip per fishing pole
- Rope
- Two chairs
- Blanket
- Box/bucket/container
- Bucket

Preparation

1. Make fishing poles out of long wooden dowels, yardsticks, etc with a piece of yarn for fishing line and a paper clip for a hook.
2. Attach a picture to the end of each pole.
3. Tie a rope between two chairs and drape a piece of cloth or a blanket over the rope. Lay the poles against the blanket so that the tips and the fishing line drape over the other side and drop down into a bucket/box on the other side.
4. Place other bucket on the side the children and the ends of the fishing rods are. This will be the "holding tank" for the fish when they are caught.

Playing the Game

1. Ask the children, "Would you like to go fishing in my pond today?"
2. "Let's see what you'll catch." The child chooses one of the poles, pulls it up and see what's on the end.
3. Say "Looks like you've caught a big one! Pull it out!"
4. As the child pulls up the fishing rod and reveals what is on the end, ask the children, "Who did you catch?" If desired, you may also want to ask the children a question about the picture/the story as each "fish" is caught, using the Deep Down Discussion Sheet for suggestions.
5. Have the child put the "fish" in the holding tank.
6. If desired, when all the fish are caught, take them out of the holding tank and review the "catch of the day."

Bible Story Review Game

Response Activity to review the story and key concepts

Pony Express

Materials

- Bible Truth storyboard pictures
- Deep Down Discussion Questions
- Small manila envelopes, one per flannel graph figure
- Kid's small backpack or a tote bag with a strap
- Basket
- Cowboy hat
- Stick horse or a broom

Preparation

1. Tell the children that long ago cowboys used to pick up the mail, put it in their bags and ride it fast from town to town on their horses. This was called the Pony Express. Today, they will practice riding for the Pony Express and bring the mail back to the class.

Playing the Game

1. Show the children how to ride the stick horse down to the other end, pick up a piece of mail from the basket, put it in their bag, then ride it back to the class. Take the envelope out of the bag and open it, showing them the picture inside. Ask the children who/what the picture is and then put it on the storyboard. If desired, you may also want to ask the children a question about the picture/the story as the picture is identified, using the Deep Down Discussion Sheet for suggestions.
2. Have the children take turns riding the Pony Express, each time adding the new figure to the storyboard until the story is recreated on it.

Bible Story Review Game

Response Activity to review the story and key concepts

Who's Inside?

Materials

- Bible Truth storyboard pictures (and/or other objects that remind you of things from the story)
- Deep Down Discussion Questions
- 10 different containers with lids

Preparation

1. Put in various pictures/objects in each container and shut.
2. Line up all the containers or put them in a big bag, such as a trash bag.

Playing the Game

1. Have 10 different sized/colored lidded containers with shaded sides, all big enough to fit the laminated pictures or other objects from the story or concept. Have the children take turns choosing a container (from the bag) and opening it. Each time ask: "Who's inside?" Child/children/you/you and children can answer together. If desired, you may also want to ask the children a question about the picture/the story as each picture/object is identified using the Deep Down Discussion Sheet for suggestions.
2. Repeat.

Bible Story Review Game

Response Activity to review the story and key concepts

Fix Up the Mix Up

Materials

- Bible Truth storyboard pictures
- Deep Down Discussion Questions

Preparation

None.

Playing the Game

1. Take all the Storyboard pictures and mix them up in a pile in front of the children.
2. Tell them that the story pictures are all mixed up and you need help fixing them up again.
3. Let the children take turns picking a picture out of the pile and re-constructing the story on the storyboard. If desired, you may also want to ask the children a question about the picture/the story as each picture/object is identified using the Deep Down Discussion Sheet for suggestions.

DEEP DOWN DETECTIVES

Curriculum Resources



**Appendix C:
Crafts and Take Home Sheets**

Index of Crafts and Take Home Sheets

Bible Truth 1:

Coloring Sheet/Take Home Sheets	351
Big Question 15 Bible Story and Key Concepts to Take Home	357
Extra Crafts 1-3	365

Bible Truth 2:

Coloring Sheet/Take Home Sheets	371
Big Question 15 Bible Story and Key Concepts to Take Home	377
Extra Crafts 1-3	385

Bible Truth 3:

Coloring Sheet/Take Home Sheets	391
Big Question 15 Bible Story and Key Concepts to Take Home	397
Extra Crafts 1-3	405

Bible Truth 4:

Coloring Sheet/Take Home Sheets	411
Big Question 15 Bible Story and Key Concepts to Take Home	417
Extra Crafts 1-3	425

Bible Truth 5:

Coloring Sheet/Take Home Sheets	431
Big Question 15 Bible Story and Key Concepts to Take Home	437
Extra Crafts 1-3	445

Bible Truth 6:

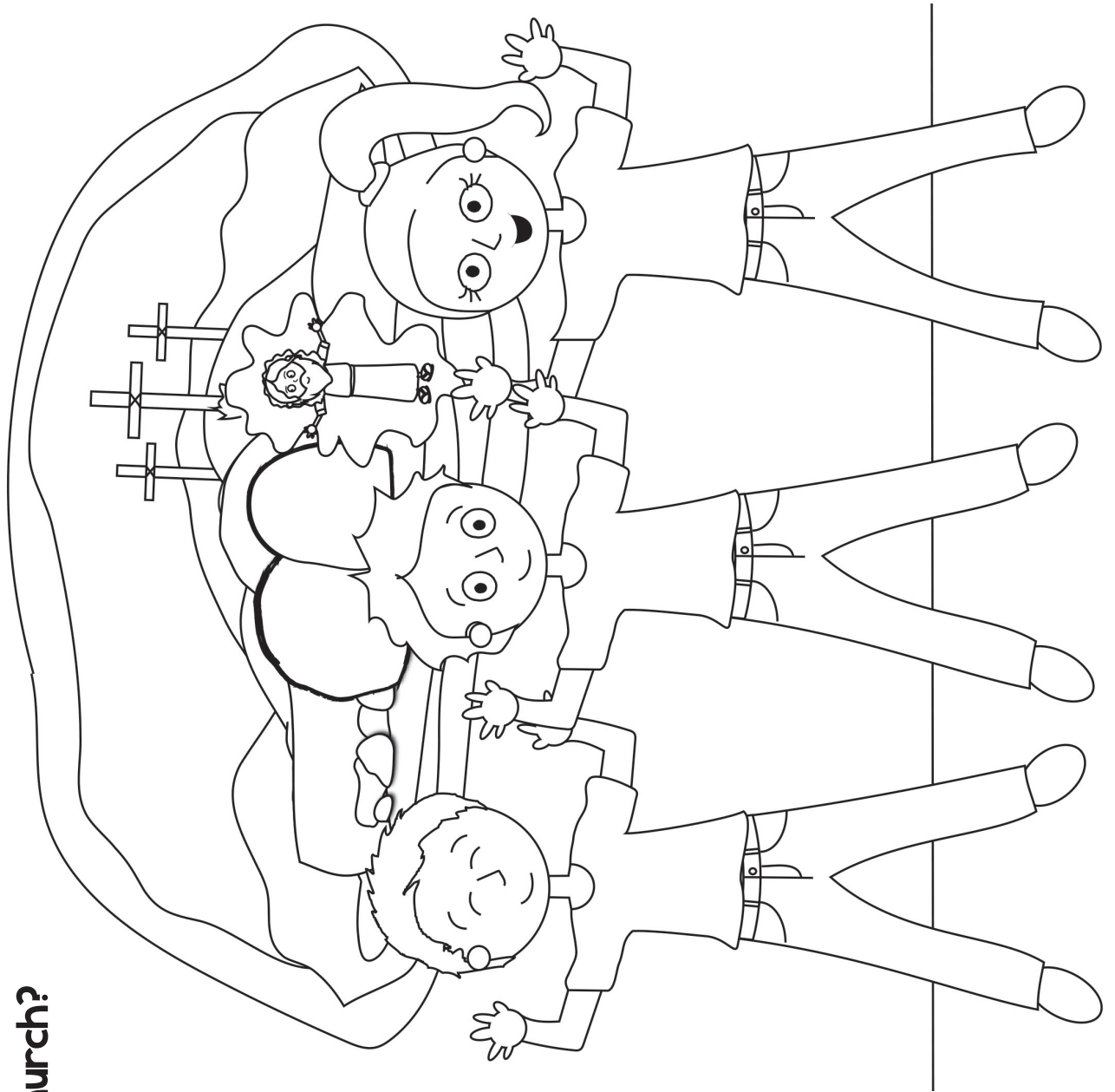
Coloring Sheet/Take Home Sheets	451
Big Question 15 Bible Story and Key Concepts to Take Home	457
Extra Crafts 1-3	465

**CAN YOU GUESS BIBLE TRUTH I:
Why Do God's People Go to Church?
To Worship God and Love
One Another...**

**By Praising God for Jesus'
Win over**

----- !

**HINT: "What is the opposite of alive?
It starts with a "D" and it rhymes
with "breath."**



Deep Down Detective Devotion: Unit 15, Bible Truth 1, Lesson 1



Big Question 15: Why Do God's People Go to Church?

Answer: To Worship God and Love One Another... By Praising God for Jesus' Win over Death!

Bible Truth 1 Meaning

On one sad Friday, Jesus suffered and died on the cross for God's people. He was buried in a grave, but He didn't stay there. He rose up from the grave on Day Three—Sunday! He was alive and would be forevermore! Ever since that first and best Sunday when Jesus beat sin and death, God's people have been gathering together each week to celebrate. (The big, Bible word for God's people gathered together is "congregation.") They sing and pray and listen to God's Word. They rejoice that Jesus had beaten sin and death for them. They are happy the Holy Spirit lives in their hearts. They look forward to the day when Jesus will come back and all of God's people will at last gather together forever as one, big family. That will be the biggest and best celebration of all! Now all who turn away from their sins and trust in Jesus as their Savior receive God's forgiveness for their sins. He sends His Holy Spirit to live in their hearts and helps them love God and live for Him the rest of their lives. Forever they will be God's dearly-loved people! What an amazing gift God has given us through Jesus! God's people love to celebrate together, but they are always hoping for more to join them. That's why they tell their neighbors nearby the good news of Jesus. (The big, Bible word for telling others about Jesus is "evangelism.") And that's why they even travel to faraway lands to tell people there about Jesus, too. (The big, Bible word for going to another land to tell people about Jesus is "missions.") They want everyone to hear the good news of Jesus, repent of their sins and trust in Jesus as their Savior. (The big, Bible word for the good news of Jesus is "the gospel.") They want them all to become God's people and join the Sunday celebration of what God has done through Jesus! We can be God's people, too, when we turn away from our sins and trust in Jesus as our Savior. Sundays will be our celebration day, too!

How do I know this is true? The Bible tells me so!

"He has given us a new birth into a living hope through the resurrection of Jesus Christ from the dead." --1 Peter 1:3, HCSB

Some Questions for You

1. On what day of the week did Jesus rise from the dead? *Sunday.*
2. Why do God's people meet together on Sundays? *That's the day Jesus rose from the dead.*
3. What did Jesus show when He rose from the dead? *That He really had beaten death when He died on the cross.*
4. Thinking about what makes God's people very happy? *Thinking about how Jesus took away their punishment once and for all.*
5. To whom do God's people tell the good news of Jesus? Why? *To their nearby neighbors and people who live in faraway lands. They hope they will all become God's people and gather with them, too!*
6. How can we become God's people? *By turning away from our sins and trusting in Jesus as our Savior.*

Let's Pray!

- A** We praise You, God, for saving Your people, the Church. We praise You for being so powerful that You beat sin and death for them.
- C** God, we know that Sunday should be a special celebration day. It's the day Jesus rose from the dead. But sometimes, we would rather not go to church and celebrate. We would rather do something else that seems more fun. We don't treasure what Jesus did on the cross. We need a Savior!
- T** God, thank You for beating sin and death for God's people through Jesus. Thank You that they don't have to face Your punishment for sin. They get to know You in their hearts now, and get to live with You in heaven when they die. Thank You that we can be Your people, too, when we turn away from our sins and trust in Jesus as our Savior.
- S** God, work in our hearts. Help us to turn away from our sins and trust in Jesus as our Savior. Help us to celebrate Jesus' win over sin and death as we gather together with God's people at church. In Jesus' name we pray, Amen.

Let's Sing about What We're Learning!

Go to the Deep Down Detectives Parent Resources for Unit 15 to get the Bible story and many more resources and songs for this unit at praisefactory.org

Big Q & A 15 Song from Deep Down Detectives ESV Songs 15, track 12 (sung to the tune of "This Is the Way We Wash Our Clothes")

Why do God's people go to church?
Go to church? Go to church?
Why do God's people go to church?
To worship God and to love one another!

Big Question 15 Action Rhyme Song from Deep Down Detectives ESV Songs 15, track 13

Refrain:

Why do God's people go to church?
To worship God and love one another.
Why do God's people go to church?
To worship God and love one another.

Verse 1:

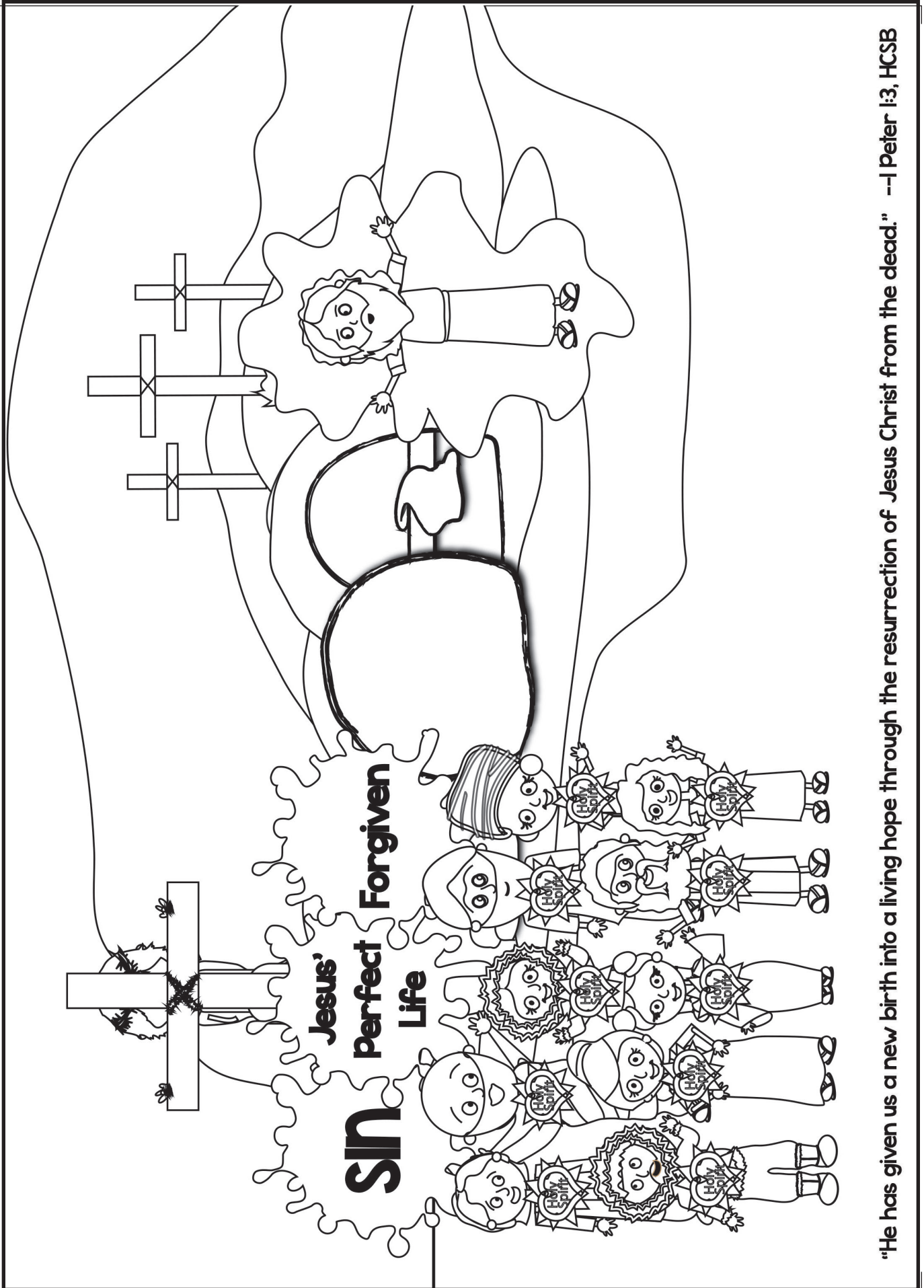
A church is God's people,
Gathered together.
It's not a building of bricks.
It's made up of people,
Who follow Jesus,
In faith and repentance. *Refrain*

Verse 2

God's people gather to worship God.
To sing His praises and pray.
They listen to preaching,
From God's Word, the Bible,
To better love Him each day.
Refrain

Verse 3

God's people gather to love one another,
In acts of kindness and grace.
They love one another,
Like sisters and brothers,
Helping all to live God's way.
Refrain



SIN Perfect Forgiven Life

“He has given us a new birth into a living hope through the resurrection of Jesus Christ from the dead.” --1 Peter 1:3, HCSB

Deep Down Detective Devotion: Unit 15, Bible Truth 1, Lesson 2



Big Question 15: Why Do God's People Go to Church?

Answer: To Worship God and Love One Another... By Praising God for Jesus' Win over Death!

How do I know this is true? The Bible tells me so!

"He has given us a new birth into a living hope through the resurrection of Jesus Christ from the dead." --1 Peter 1:3, HCSB

Learn a Little: He has given us a new birth through the resurrection of Jesus Christ from the dead."

Meaning

When we are born as babies, we have our first birth. But did you know that all who turn away from their sins and trust in Jesus as their Savior are given a new birth? Not a new birth as a baby again. This isn't a new birth for our bodies. God gives our heart a new birth. He forgives all our sins and gives us a new heart filled with the Holy Spirit --a heart that knows God, and wants to love Him and live for Him. Jesus is why God's people get to have this wonderful new birth. He died on the cross for their sins. He made the way for them to be God's people. But Jesus didn't stay dead. He was resurrected. (That's a big Bible word meaning that He rose from the dead.) Yes, on that third day--that glorious Easter Sunday morning-- He rose from the dead, showing that He had really beaten sin and death for them. Jesus is alive for evermore. And He is the living hope of God's people that one day, they, too, will live face to face with God forever! We can be God's people when we turn away from our sins and trust in Jesus as our Savior.

Some Questions for You

1. What kind of new birth does God offer to us, when we turn away from our sins and trust in Jesus as our Savior? *A new birth in our heart (not that we are born like babies again).*
2. What is this new birth in our heart like? *God forgives all of our sins. He fills our heart with His Holy Spirit. We want to know and love God. We want to live for Him.*
3. What did Jesus do that makes it possible for us to have this new birth in our hearts? *He died on the cross for the sins of God's people. He rose from the dead (was resurrected) on the third day, proving that He really had beaten sin and death for them.*
4. How can we become one of God's people? *By turning away from our sins and trusting in Jesus as our Savior.*

Let's Pray!


- A** Jesus, we praise You for being willing to leave the Perfect Wonderfulness of heaven to be our Savior. You came to bring us to God.
- C** You came to bring us to God because we are all sinners who deserve God's punishment. How we need You to be our Savior!
- T** Thank You, Jesus, for dying on the cross to save all who turn away from their sins and trust in You as their Savior.
- S** Work in our hearts. Help us to turn away from our sins. Help us to trust in You as our Savior. Help us to tell others about You. In Jesus' name we pray, Amen.

Let's Sing Our Bible Verse!


He Has Given Us a New Birth: 1 Peter 1:3, HCSB *from Deep Down Detectives ESV Songs 15, track 17*

He has given us a new birth,
Into a living hope,
He has given us a new birth,
Into a living hope,
Through the resurrection of Jesus Christ from the dead,
Through the resurrection of Jesus Christ from the dead.
He has given us a new birth,
Into a living hope,
He has given us a new birth,
Into a living hope.
First Peter One, three.


Which four of these clues belong in our story? Which two do not? Put an X in the boxes of the four that belong.




Jesus



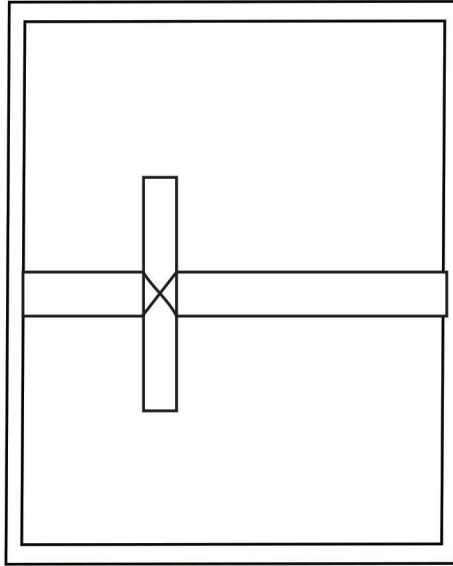
A Bird



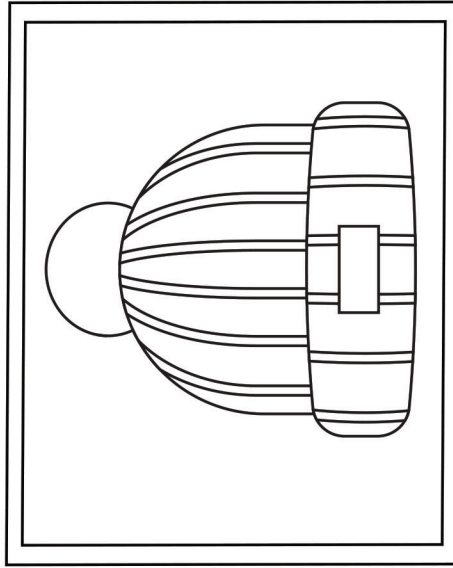
Praying Together



God's Word



A Cross



A Hat

Answer: Jesus, people praying, God's Word and the cross belong. The bird and the hat do not.

Deep Down Detective Devotion: Unit 15, Bible Truth 1, Lesson 3



Big Question 15: Why Do God's People Go to Church?

Answer: To Worship God and Love One Another... By Praising God for Jesus' Win over Death!

Bible Truth 1 Meaning

On one sad Friday, Jesus suffered and died on the cross for God's people. He was buried in a grave, but He didn't stay there. He rose up from the grave on Day Three—Sunday! He was alive and would be forevermore! Ever since that first and best Sunday when Jesus beat sin and death, God's people have been gathering together each week to celebrate. (The big, Bible word for God's people gathered together is "congregation.") They sing and pray and listen to God's Word. They rejoice that Jesus had beaten sin and death for them. They are happy the Holy Spirit lives in their hearts. They look forward to the day when Jesus will come back and all of God's people will at last gather together forever as one, big family. That will be the biggest and best celebration of all! Now all who turn away from their sins and trust in Jesus as their Savior receive God's forgiveness for their sins. He sends His Holy Spirit to live in their hearts and helps them love God and live for Him the rest of their lives. Forever they will be God's dearly-loved people! What an amazing gift God has given us through Jesus! God's people love to celebrate together, but they are always hoping for more to join them. That's why they tell their neighbors nearby the good news of Jesus. (The big, Bible word for telling others about Jesus is "evangelism.") And that's why they even travel to faraway lands to tell people there about Jesus, too. (The big, Bible word for going to another land to tell people about Jesus is "missions.") They want everyone to hear the good news of Jesus, repent of their sins and trust in Jesus as their Savior. (The big, Bible word for the good news of Jesus is "the gospel.") They want them all to become God's people and join the Sunday celebration of what God has done through Jesus! We can be God's people, too, when we turn away from our sins and trust in Jesus as our Savior. Sundays will be our celebration day, too!

How do I know this is true? The Bible tells me so!

"He has given us a new birth into a living hope through the resurrection of Jesus Christ from the dead." --1 Peter 1:3, HCSB

Some Questions for You

1. Where did God's people go on the Sabbath that was different from the other days of the week? *They went to worship God and learn from His Word, the Bible.*
2. What happened that changed the day that God's people gathered together to worship God? *Jesus came. He died on the cross and then rose from the dead on the third day--a Sunday.*
3. Why did God's people start gathering together on the Sunday instead of the Sabbath? *To celebrate that Jesus rose from the dead on that first Sunday. They were celebrating Jesus' win over sin and death for God's people.*
4. What did Jesus tell His disciples to do, so that more and more might gather together with them and celebrate how He rose from the dead and beat sin and death? *To tell the good news of Jesus to their nearby neighbors and to those who lived in faraway lands, that they might all become God's people and live as His disciples.*
5. Do people at your church gather together on a Sunday? *Yes! Now you know why!*
6. How can we become God's people? How can Sunday become our special celebration day, too? *By turning away from our sins and trusting in Jesus as our Savior.*

Let's Pray!

- A** We praise You, God, for saving Your people, the Church. We praise You for being so powerful that You beat sin and death for them.
- C** God, we know that Sunday should be a special celebration day. It's the day Jesus rose from the dead. But sometimes, we would rather not go to church and celebrate. We would rather do something else that seems more fun. We don't treasure what Jesus did on the cross. We need a Savior!
- T** God, thank You for beating sin and death for God's people through Jesus. Thank You that they don't have to face Your punishment for sin. They get to know You in their hearts now, and get to live with You in heaven when they die. Thank You that we can be Your people, too, when we turn away from our sins and trust in Jesus as our Savior.
- S** God, work in our hearts. Help us to turn away from our sins and trust in Jesus as our Savior. Help us to celebrate Jesus' win over sin and death as we gather together with God's people at church. In Jesus' name we pray, Amen.

Let's Praise God Right Now!

Go to the Deep Down Detectives Parent Resources for Unit 15 to get the Bible story and many more resources and songs for this unit at praisefactory.org

Big Q & A 15 Hymn: Brethren, We Have Met to Worship

from Deep Down Detectives ESV Songs 15, track 15

Verse 1

Brethren, we have met to worship,
And adore the Lord, our God.
Will you pray with all your power,
While we try to preach the Word?

Words: George Atkins Music: William Moore

Big Question 15 Praise Song: Praise the Lord Together

from Deep Down Detectives ESV Songs 15, track 16

Praise the Lord together saying:
"Hallelujah, Hallelujah, Hallelujah!"
Praise the Lord together saying:
"Hallelujah, Hallelujah, Hallelujah!" (repeat)

Deep Down Devotions: Unit 15, Bible Truth 1 Story Concepts**P.1****The Case of the Third Day Yay***Exodus 16,20; Luke 22-24; Acts 20:7; 1 Corinthians 16:2*

Dear Parents,

Big Question #15 is: "Why Do God's People Go to Church?" Your child is learning that "To Worship God and Love One Another... By Praising God for Jesus' Win over Death."

Here's a copy of the Bible story they are learning along with the "Listening Assignment" for each lesson. These assignments provide a different teaching emphasis for each lesson, helping the children dig deeper into each Bible truth. They match up with your child's take home for each lesson. We hope that these resources help your family to dig down deeper into the truths of God's Word!" Happy digging!

•many more resources for this Big Question can be found online at www.praisefactory.org•

Listening Assignments

"Hey, Kids! Detective Dan, here. Listen carefully to the story and help me answer these questions:

Detective Dan's Lesson #1 Listening Assignment:

I need to find out:

- 1. What happened on the third day after Jesus died that made the disciples so happy?**
- 2. What day of the week was that third day? What did Jesus' followers keep doing each week to remember that first, wonderful day?**

Detective Dan's Lesson #2 Listening Assignment:

Our Bible Verse is 1 Peter 1:3, HCSB: "He has given us a new birth into a living hope through the resurrection of Jesus Christ from the dead."

I need to find out:

- 1. Who celebrated Jesus' resurrection from the dead on that first, wonderful Sunday?**
- 2. How did they receive a new birth into a living hope? What did that mean?**

Detective Dan's Lesson #3 Listening Assignment:

I found six clues, but only 4 of them are in the story.

Our six clues are: Jesus, bird, praying together, God's Word, a cross and a hat.

Hold each of them up for the children to see as you identify them.

I need to figure out:

- 1. Which four belong in the story and which two don't?**
- 2. What did Jesus and his followers celebrate every Sunday? What did they thank God for doing?**

Read the assignment questions, THEN SAY,

"Ok, Deep Down Detectives! Put on your best listening ears and see if you can hear the answers to Detective Dan's questions. When I finish telling the story, we will see if we can answer all the questions."

Read the Bible Truth story, answer questions, present the gospel and lead in prayer.

Answers to questions; the gospel; and, ACTS prayer are included with the story text.

The Case of the Third Day Yay *Exodus 16,20; Luke 22-24; Acts 20:7; 1 Corinthians 16:2*

Story with lines separating paragraphs (text in bold, optional interaction cues in italics)

Walk! Walk! Walk! Look at all of God's people walking. Where are they going? What are they doing? They aren't staying at home, so where are they going?

Where do you think they are going?

Are they going to the market to shop? No, not the market. Are they going to the fields to work? No, not this day.

Then, where ARE they going? Aren't those the things they do EVERY day? Aren't those the places they go every day: Sunday, Monday, Tuesday, Wednesday, Thursday, Friday, and Saturday?

Well, not quite every day. There was one day, each week, that God told them to do something very different. On this day, they were to rest. And, instead of going about their regular work, they were to go to the worship place. This was the day they were to gather together and worship the LORD. Do you know what this special day was called?

Can you tell me what it's called?

It was called the Sabbath --from the Hebrew word for "rest." And which day of the week was the Sabbath? It was Saturday, always Saturday --the last day of the week. That's why, in our story, God's people weren't staying at home, or going to shop at the market, or going to work in the fields on this day. This was the Sabbath Day, and God's people were going to worship God, as God told them to in the Ten, Big Laws He gave them through Moses.

For hundreds and hundreds of years, the Sabbath-Saturday was the day God's people were to rest from their work, and to gather together to worship God. But then, something really big and wonderful happened: the Savior came. And something He did changed that worship day from Saturday to Sunday. Do you know the Savior's name?

Can you tell me His name?

It's Jesus!

Yes, Jesus came to earth to be the Savior of God's people. He lived a perfect life. He never, ever disobeyed God. He was the perfect law-keeper of all of God's laws. Then, Jesus gave His perfect life as the full payment for the sins of God's people, when He suffered and died on the cross.

Friends came and took Jesus' body off the cross. They covered it in sweet-smelling spices and wound white, linen cloth around it. They buried Jesus' body in a grave cave, rolled a huge stone in place to shut the cave, and left Him. Oh, how sad they were on that Friday when Jesus died!

In that grave cave, Jesus' dead body lay all that Friday and all that Sabbath-Saturday. Soldiers stood guard over the grave cave, making sure no one came and took Jesus body.

Story with lines separating paragraphs (text in bold, optional interaction cues in italics)

But then, early on the next day--Sunday--what a surprise there was for those soldiers and Jesus' disciples ...and really the whole world! Jesus' body didn't stay put AT ALL! Can you tell me what happened?

What happened to Jesus?

God raised Jesus from the dead! Out of that grave cave, Jesus came. He was alive, never to die again!

Jesus appeared to many people that day. He appeared to three women who had come to His grave cave. Yay! Jesus is alive! Then, to two people as they walked along the road to their home. "Yay! Jesus is alive!" And in the evening, Jesus appeared to a whole group of His disciples. "Yay! Jesus is alive!"

Yes! Jesus was alive, and His friends were so happy! Jesus had really beaten sin and death for God's people. Now, instead of facing God's punishment, God's people were forgiven. They would get to know God, and love and enjoy Him forever. What an amazing day this was! This was the day God's people had been waiting for since the beginning, when Adam and Eve disobeyed God and sin came into the world.

Jesus' followers never wanted to forget this wonderful Sunday. So, they began to gather together every Sunday to celebrate what He had done for them. They didn't call this special worship day the Sabbath anymore. They gave it a new name to remind them of what Jesus had done. Do you know what that new name is?

Can you tell me?

They called it "the Lord's Day" because they were celebrating the wonderful Sunday when the Lord Jesus rose from the dead, proving He had beaten sin and death for God's people.

From then on, Jesus' followers kept on gathering together every Lord's Day to worship God and love one another. They worshiped God and praised Jesus, their Savior, who beat sin and death for them. They shared stories of the amazing things that God was doing, and asked God to do more. They learned from God's Word, the Bible, and shared a special meal together to remember that Jesus died for their sins. They prayed and care for each other's needs. In all these ways, they worshipped God and loved one another. How loud were their praises every Lord's Day! Sunday was a big celebration day.

But as happy as those first Christians were to celebrate every Sunday in their little gatherings, that wasn't enough. Not enough for them and not enough for God. They wanted more, more, more! Can you guess what they wanted more of?

Can you guess?

They wanted MORE people to know the good news of Jesus. They wanted MORE people to turn away from their sins and trust in Him as their Savior. They wanted MORE people to know God, love God, and sing praises to Him. They wanted the WHOLE WORLD to be filled with God's people.

This was what Jesus had told them to do. "Go into the whole world with the gospel," Jesus had said, right before He went up to heaven. "Teach them to repent of their sins and trust in Me as their Savior. Baptize them as My followers. Teach them how to be My disciples. Teach them how to live as God's people," He said. "I will send the Holy Spirit to help you," Jesus promised.

Story with lines separating paragraphs (text in bold, optional interaction cues in italics)

And that's just what Jesus' disciples did. After the Holy Spirit came to live in their hearts, they began to tell everyone the good news of Jesus. First, to the people living in Jerusalem, then out to their nearby neighbors, they went with the gospel. The Holy Spirit worked in the hearts of many, and they turned from their sins and trusted in Jesus as their Savior. These new believers joined the disciples as they gathered together. Sundays had become their celebration day, too. God's people were growing in number. Their praises were getting louder!

Then, further and further away they went to tell the good news of Jesus to others in faraway places. The Holy Spirit worked in the hearts of many of these people, too. They turned from their sins and trusted in Jesus as their Savior. Little churches of believers sprung up everywhere. Sundays had become their celebration day, too.

Since then, God's people keep on spreading the good news of Jesus, and the Holy Spirit keeps on working in hearts. And what do God's people keep doing on Sundays?

Can you tell me?

They keep on gathering together to celebrate that most wonderful Sunday when Jesus rose from the dead. Their numbers keep growing and their praises get louder, as more people put their faith in Jesus.

And this is why we gather together today: to celebrate how Jesus proved He beat sin and death for God's people on that wonderful Sunday, long ago!

Cracking the Case: (story wrap-up for Listening Assignments)

It's time to see how we did with our Listening Assignment.

Detective Dan's Lesson 1 Listening Assignment:

1. What happened on the third day after Jesus died that made the disciples so happy? Jesus rose from the dead. He proved that He had really beaten sin and death for God's people.

2. What day of the week was that third day? What did Jesus' followers keep doing each week to remember that first, wonderful day? A Sunday. They started gathering together every Sunday to celebrate what Jesus had done for them.

For You and Me:

God's people around the world still celebrate with a "third day yay"! They still gather together on Sundays to celebrate Jesus rising from the dead in victory over sin and death for God's people. We can join in that celebration, too, when we turn away from our sins and trust in Jesus as our Savior. Ask God to help you do this. He loves to answer this prayer.

Detective Dan's Lesson 2 Listening Assignment:

Our Bible Verse is 1 Peter 1:3, HCSB: "He has given us a new birth into a living hope through the resurrection of Jesus Christ from the dead."

1. Who celebrated Jesus' resurrection from the dead on that first, wonderful Sunday? Jesus' disciples.

2. How did they receive a new birth into a living hope? What did that mean? They had turned away from their sins and trusted in Jesus as their Savior. God forgave their sins and made their hearts new. He sent His Holy Spirit to live inside of them, so they could know Him, and to help them love Him and live for Him. He filled their hearts with hope in Jesus now, and hope in one day going to live with Him forever in heaven. That would be best of all.

For You and Me:

Like those first followers of Jesus, we, too, can receive a new birth into a living hope. We, too, can have our sins forgiven and begin life as one of God's people. We can know God in our hearts now and one day, go to live with Him forever in heaven. How? When we turn away from our sins and trust in Jesus as our Savior.

Detective Dan's Lesson 3 Listening Assignment:

Our six clues were: Jesus, bird, praying together, God's Word, a cross and a hat

1. Which four belong in our story?

Jesus, people praying, God's Word and the cross belong. The bird and the hat do not.

2. What did Jesus' followers celebrate every Sunday? What did they thank God for doing? They gathered together to celebrate Jesus' beating sin and death for them on that first, wonderful Sunday when He rose from the dead. They thanked God for sending Jesus to be their Savior.

For You and Me:

God's people around the world still celebrate with a "third day yay"! They still gather together on Sundays to celebrate Jesus rising from the dead in victory over sin and death for God's people. We can join in that celebration, too, when we turn away from our sins and trust in Jesus as our Savior. Ask God to help you do this. He loves to answer this prayer.

The Gospel (story wrap-up if NOT using Listening Assignments)**Our Bible Truth is:****Why Do God's People Go to Church?****To Worship God and Love One Another...****By Praising God for Jesus' Win over Death!**

Why do God's people go to church? To worship God and love one another... by praising God for Jesus' win over death! What a wonderful day it was when Jesus rose from the dead! He had beaten sin and death for God's people. Oh, how we needed Him to do that! You see, all people have chosen to disobey God. We all deserve His punishment.

God would have been perfectly fair to punish us all for our sins; but, He is so full of mercy that He sent His Son, Jesus, to be our Savior. Jesus lived a perfect life, then offered it as the full payment for the sins of God's people when He died on the cross. On Day Three, He rose from the dead, showing He had beaten sin and death for them..

Now, all who turn from their sins and trust in Jesus as their Savior are forgiven their sins, and become God's people. Ask to God to help you do this. Then, Sunday will be your special celebration day, too!

Close in prayer.

Closing ACTS Prayer

- A** We praise You, God, for saving Your people, the Church. We praise You for being so powerful that You beat sin and death for them.
- C** God, we know that Sunday should be a special celebration day. It's the day Jesus rose from the dead. But sometimes, we would rather not go to church and celebrate. We would rather do something else that seems more fun. We don't treasure what Jesus did on the cross. We need a Savior!
- T** God, thank You for beating sin and death for God's people through Jesus. Thank You that they don't have to face Your punishment for sin. They get to know You in their hearts now, and get to live with You in heaven when they die. Thank You that we can be Your people, too, when we turn away from our sins and trust in Jesus as our Savior.
- S** God, work in our hearts. Help us to turn away from our sins and trust in Jesus as our Savior. Help us to celebrate Jesus' win over sin and death as we gather together with God's people at church. In Jesus' name we pray, Amen.

Big Question 15, Bible Truth 1 Overview: Key Concepts

p.1

Unit 15: God's People Gather Together**Unit Big Question (and Answer):** Why Do God's People Go to Church?

To Worship God and Love One Another!

Unit Bible Verse: "And let us consider how to stir up one another to love and good works, not neglecting to meet together." Hebrews 10:24-25, ESV**Bible Truth 1 Concept: To Worship God and Love One Another...
By Praising God for Jesus' Win over Death!**

On one sad Friday, Jesus suffered and died on the cross for God's people. He was buried in a grave, but He didn't stay there. He rose up from the grave on Day Three—Sunday! He was alive and would be forevermore!

Ever since that first and best Sunday when Jesus beat sin and death, God's people have been gathering together each week to celebrate. (The big, Bible word for God's people gathered together is "congregation.") They sing and pray and listen to God's Word. They rejoice that Jesus had beaten sin and death for them. They are happy the Holy Spirit lives in their hearts. They look forward to the day when Jesus will come back and all of God's people will at last gather together forever as one, big family. That will be the biggest and best celebration of all!

Now all who turn away from their sins and trust in Jesus as their Savior receive God's forgiveness for their sins. He sends His Holy Spirit to live in their hearts and helps them love God and live for Him the rest of their lives. Forever they will be God's dearly-loved people! What an amazing gift God has given us through Jesus!

God's people love to celebrate together, but they are always hoping for more to join them. That's why they tell their neighbors nearby the good news of Jesus. (The big, Bible word for telling others about Jesus is "evangelism.") And that's why they even travel to faraway lands to tell people there about Jesus, too. (The big, Bible word for going to another land to tell people about Jesus is "missions.") They want everyone to hear the good news of Jesus, repent of their sins and trust in Jesus as their Savior. (The big, Bible word for the good news of Jesus is "the gospel.") They want them all to become God's people and join the Sunday celebration of what God has done through Jesus! We can be God's people, too, when we turn away from our sins and trust in Jesus as our Savior. Sundays will be our celebration day, too!

Bible Truth 1 Bible Verse: 1 Peter 1:3, HCSB

"He has given us a new birth into a living hope through the resurrection of Jesus Christ from the dead."

Learn a Little: He has given us a new birth through the resurrection of Jesus Christ from the dead."

Meaning

When we are born as babies, we have our first birth. But did you know that all who turn away from their sins and trust in Jesus as their Savior are given a new birth? Not a new birth as a baby again. This isn't a new birth for our bodies. God gives our heart a new birth. He forgives all our sins and gives us a new heart filled with the Holy Spirit --a heart that knows God, and wants to love Him and live for Him.

Jesus is why God's people get to have this wonderful new birth. He died on the cross for their sins. He made the way for them to be God's people. But Jesus didn't stay dead. He was resurrected. (That's a big Bible word meaning that He rose from the dead.) Yes, on that third day--that glorious Easter Sunday morning-- He rose from the dead, showing that He had really beaten sin and death for them. Jesus is alive for evermore. And He is the living hope of God's people that one day, they, too, will live face to face with God forever! We can be God's people when we turn away from our sins and trust in Jesus as our Savior.

Big Question 15, Bible Truth 1 Overview: Key Concepts

p.2

Bible Truth 1 ACTS Prayer

- A** We praise You, God, for saving Your people, the Church. We praise You for being so powerful that You beat sin and death for them.
- C** God, we know that Sunday should be a special celebration day. It's the day Jesus rose from the dead. But sometimes, we would rather not go to church and celebrate. We would rather do something else that seems more fun. We don't treasure what Jesus did on the cross. We need a Savior!
- T** God, thank You for beating sin and death for God's people through Jesus. Thank You that they don't have to face Your punishment for sin. They get to know You in their hearts now, and get to live with You in heaven when they die. Thank You that we can be Your people, too, when we turn away from our sins and trust in Jesus as our Savior.
- S** God, work in our hearts. Help us to turn away from our sins and trust in Jesus as our Savior. Help us to celebrate Jesus' win over sin and death as we gather together with God's people at church.

In Jesus' name we pray, Amen.

Bible Truth 1 Story**The Case of the Third Day Yay**

Exodus 16,20; Luke 22-24; Acts 20:7; 1 Corinthians 16:2

Songs Used in Bible Truth 1

Big Q & A 15 Song

Big Question 15 Song: Why Do God's People Go to Church?

Big Question 15 Bible Verse Song: Stir Up Hebrews 10:24-25, ESV

Big Question 15 Hymn: Brethren, We Have Met to Worship, v.1

Big Question 15 Praise Song: Praise the Lord Together

Bible Truth 1 Bible Verse: He Has Given Us a New Birth 1 Peter 1:3, HCSB

Extra Bible Verse: Shout with Joy to God Psalm 66:1-3,5,9,16, ESV

Extra Bible Verse: Make a Joyful Noise Psalm 100:1-6 ESV

Extra Bible Verse: Noise, Noise, Noise Psalm 100:1-4. ESV (other version)

Extra Bible Verse: The Time Is Fulfilled Mark 1:15, ESV

Extra Bible Verse: The Time Mark 1:15, ESV (other version)

Extra Bible Verse: How Beautiful Romans 10:13-15, ESV

Extra Bible Verse: Be My Witnesses Acts 1:8, ESV

Extra Bible Verse: All the Nations You Have Made Psalm 86:9, ESV

Extra Bible Verse: Behold a Great Multitude Revelation 7:9-10, ESV

listen to or download songs for free at <https://praisefactory.org>: Deep Down Detectives Music page

Go and Tell Bible Truth Concept Craft

Praise God for Jesus' Win over Death!

Craft Description

The children a card with a stone that rolls away from Jesus' grave.

Materials

White paper or cardstock
2 Paper Fasteners per craft
Markers or crayons
Glue
Stickers of flowers, if desired

Preparations

1. Print out the craft pages and make 1 copy per child of them on white paper or cardstock (double-sided).
2. Cut out around the Jesus figures, the stones for the tombs.
3. Fold paper along middle of long side forming a card.
4. Set out markers/crayons, glue (and stickers, if using them).

Introducing the Craft:

"Our Big Question is: 'Why Do God's People Go to Church? To Worship God and Love One Another...by praising God for Jesus' win over death!' That's something very good to know. But many people don't know that. So, do you know what God wants us to do? He wants us to go and tell others this very important news. So today we are going to make something we can show and tell them, too. Here's what it looks like... (Hold up example of craft)."

Directions

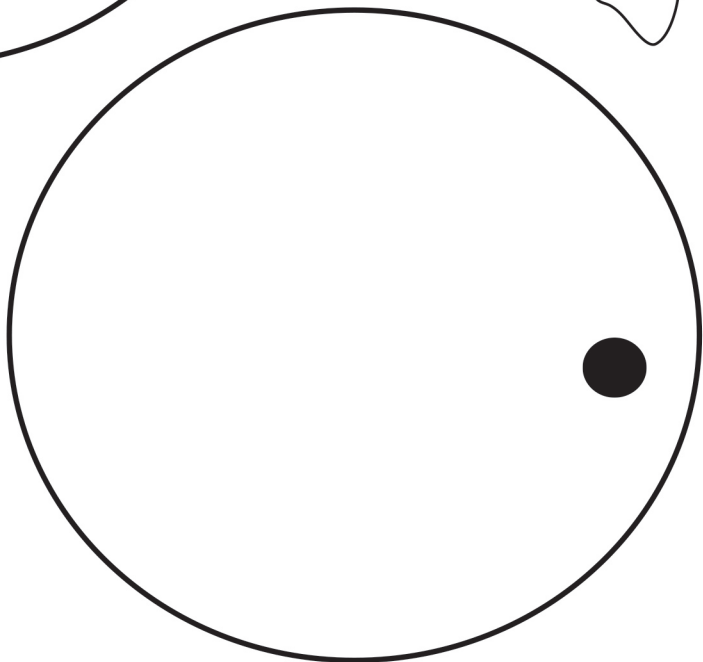
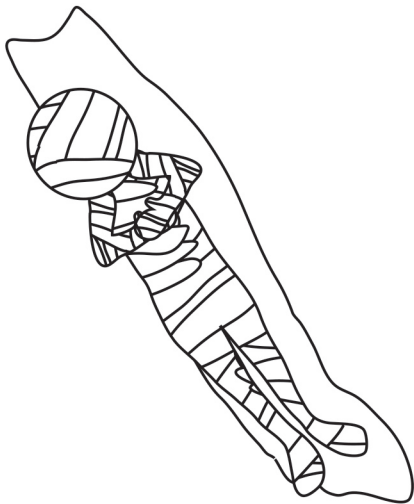
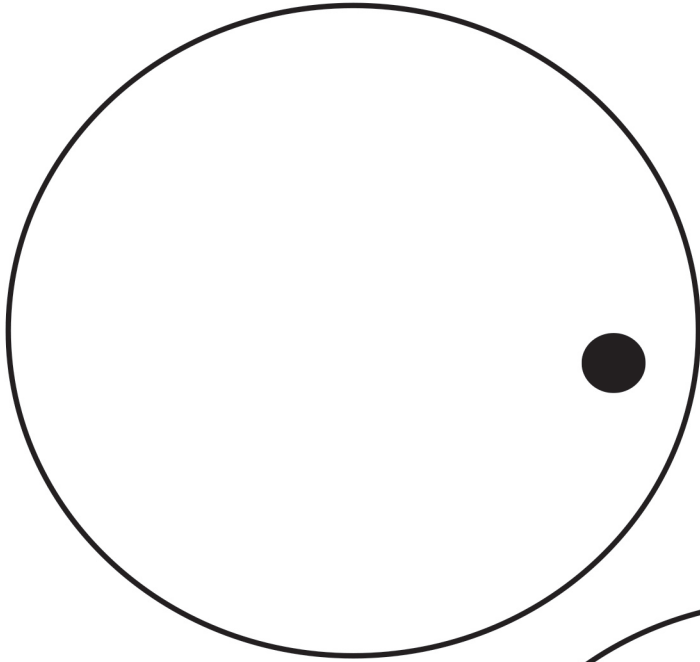

1. Show children your finished craft, reading the words to them.
2. Have the children glue Jesus' body wrapped in clothes in the tomb area on the front of the card.
3. On the inside, have the children color garden area with Jesus and the women. If desired, give them flower stickers to decorate their picture with. too.
4. As the children finish, put the stones in place with the paper fasteners, piercing through both stone and the tomb in the picture. (See dots on card for suggested placement.)
5. Make sure to write each child's name on their craft.
6. If you have time, you can practice saying the words on the card and opening it up, and moving the stone out of the way and showing that Jesus is risen and gone in the second tomb.

Discussion

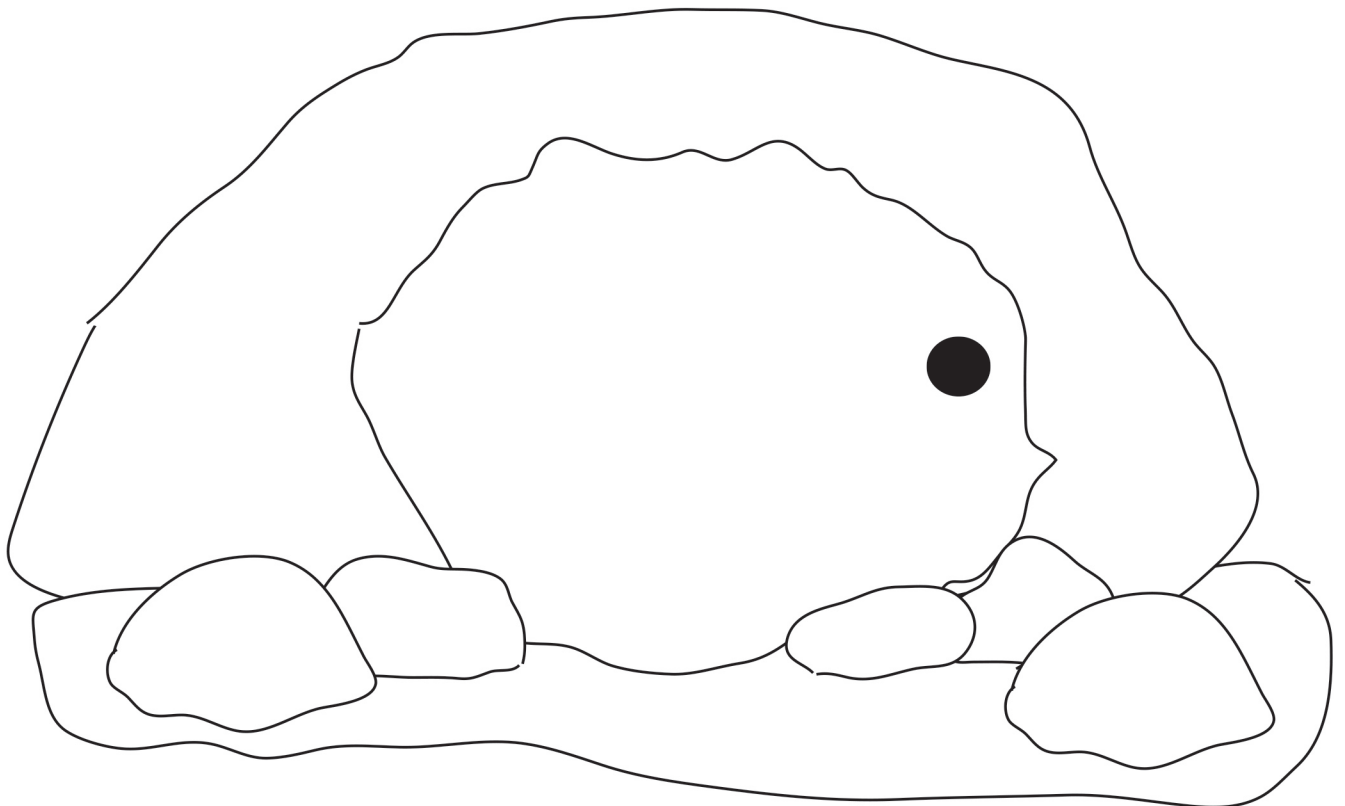
This is an especially good time to re-read the key concepts and discuss them. See the Deep Down Discussion Sheet for possible questions to talk about. Make sure to explain to them how they can become God's people by turning away from their sins and trusting in Jesus as their Savior.

Craft Wrap-Up:

"At the end of our time together today, you get to take home your Go and Tell crafts. And what are you going to do with them? Show and tell someone the important news you've learned today: Why Do God's People Go to Church? To Worship God and Love One Another...by praising God for Jesus' win over death!" Practice holding up the card and saying the words/showing the picture on the front side, then the inside.



**Jesus died the cross, and was buried in a grave,
Jesus' friends all cried, It was such a sad, sad day!**





**But look what happened on Day 1,2,3,
Jesus rose from the dead..
He had paid the price for sin,
now He rose up in victory!**

God, we praise You! God, we thank You!

**Thank you, Jesus, for paying for God's people's sins!
Thank you, Jesus for making the way for us to come to God!**

**"He has given us a new birth into a living hope through the
resurrection of Jesus Christ from the dead." --1 Peter 1:3, HCSB**






Why Do God's People Go to Church? To Worship God and Love One Another... by celebrating Jesus' Win over Death. Gods people around the world still celebrate with a "third day yay"! They still gather together on Sundays to celebrate Jesus rising from the dead in victory over sin and death for God's people. We can join in that celebration, too, when we turn away from our sins and trust in Jesus as our Savior. Ask God to help you do this. He loves to answer this prayer.

The Case of the Third Day "Yay" Jigsaw Puzzle Page

Exodus 16,20; Luke 22-24; Acts 20:7; 1 Corinthians 16:2

*Make copies of picture and cut out into an appropriate number of pieces for your children.
Or, you can print out color versions of this puzzle by downloading it from praisefactory.org.*

Why Do God's People Go to Church? To Worship God and Love One Another... by celebrating Jesus' Win over Death. Gods people around the world still celebrate with a "third day yay"! They still gather together on Sundays to celebrate Jesus rising from the dead in victory over sin and death for God's people. We can join in that celebration, too, when we turn away from our sins and trust in Jesus as our Savior. Ask God to help you do this. He loves to answer this prayer.




CAN YOU GUESS BIBLE TRUTH 2:
Why Do God's People Go to Church?
To Worship God and Love
One Another...

By Learning from God's Word, the

----- !

**HINT: What is the name of God's Word? It starts
with a "B" and it rhymes with "tribal."**



Deep Down Detective Devotion: Unit 15, Bible Truth 2, Lesson 1



Big Question 15: Why Do God's People Go to Church?

Answer: To Worship God and Love One Another... By Learning from God's Word, the Bible!

Bible Truth 2 Meaning

God's people gather together to learn from the Bible. There is no other book like it. It alone is God's Word. It is the best place to find out about God and how to obey Him. But that's not all! The Bible is not just words that God's people listen to and learn from. God's Word is powerful! The Holy Spirit works inside of people as they hear God's Word. He uses it to help them turn away from their sins and trust in Jesus as their Savior. This is how we become God's people. (The big, Bible word for this is "conversion.") And, He uses it to help us to know God better, to give us hope, and to obey Him. This is how we live as God's people. (The big, Bible word for this is "discipleship.") Sometimes God's people learn from the Bible in little groups. (You are probably learning about the Bible in one of these right now!) But the most important way God's people learn from God's Word is when they all gather together as a congregation and listen to a godly man preach from the Bible. The Bible calls these men, pastors (or elders). God has called them to preach God's Word and to lead God's people in living for Him. What a great gift they are to God's people! The pastor stands in front of the congregation (God's people gathered together). He reads to them from the Bible and explains what it means. He helps them understand how to live it out. (The big, Bible word for this is "expositional preaching.") The Holy Spirit helps the pastor and the congregation as they study God's Word together. It is very important for God's people to hear the Bible when they gather together. God uses it to work powerfully in their lives. We can be God's people, too, when we turn away from our sins and trust in Jesus as our Savior. God can use His Word to work powerfully in our lives, too.

How do I know this is true? The Bible tells me so!

"Devote yourself to the public reading of Scripture, to exhortation, to teaching." --1 Timothy 4:13, ESV

Some Questions for You

1. What is another word for God's Word, the Bible? *Scripture.*
2. What book tells God's people how God wants them to live? *The Bible does.*
3. How is the Bible powerful to do inside of God's people? *It is powerful to help them love God and live for Him.*
4. Where do God's people meet all together and listen to God's Word? *At church.*
5. Who teaches them about God's Word when they meet together? *Godly leaders.*
6. What do the godly leaders teach when they read God's Word? *What it tells us about God and how God wants us to live.*
7. What is the first, very wonderful thing that God can use His Word to do in our hearts when we listen to it? *God can use it to help us to turn away from our sins and trust in Jesus as our Savior. He can make us His people!*

Let's Pray!

- A** We praise You, God, for saving Your people, the Church. We praise You for giving us the Bible and godly leaders to teach it to us.
- C** God, sometimes we don't want to learn from the Bible. Sometimes, we don't want to listen to the pastors preach from Your Word. There are other things we would rather do. We need a Savior!
- T** God, thank You for not leaving us on our own, but giving us Your Word, the Bible, to learn from and to live by. Thank You for all the people in church who help us understand Your Word and live it out. Thank You for our pastors and teachers.
- S** God, work in our hearts. Help us to turn away from our sins and trust in Jesus as our Savior. Help us to love Your Word and learn it. Help us live it out. Help our pastors and teachers to teach us well about You. In Jesus' name we pray, Amen.

Let's Sing about What We're Learning!

Go to the Deep Down Detectives Parent Resources for Unit 15 to get the Bible story and many more resources and songs for this unit at praisefactory.org

Big Q & A 15 Song from Deep Down Detectives ESV Songs 15, track 12 (sung to the tune of "This Is the Way We Wash Our Clothes")

Why do God's people go to church?
Go to church? Go to church?
Why do God's people go to church?
To worship God and to love one another!

Big Question 15 Action Rhyme Song from Deep Down Detectives ESV Songs 15, track 13

Refrain:

Why do God's people go to church?
To worship God and love one another.
Why do God's people go to church?
To worship God and love one another.

Verse 1:

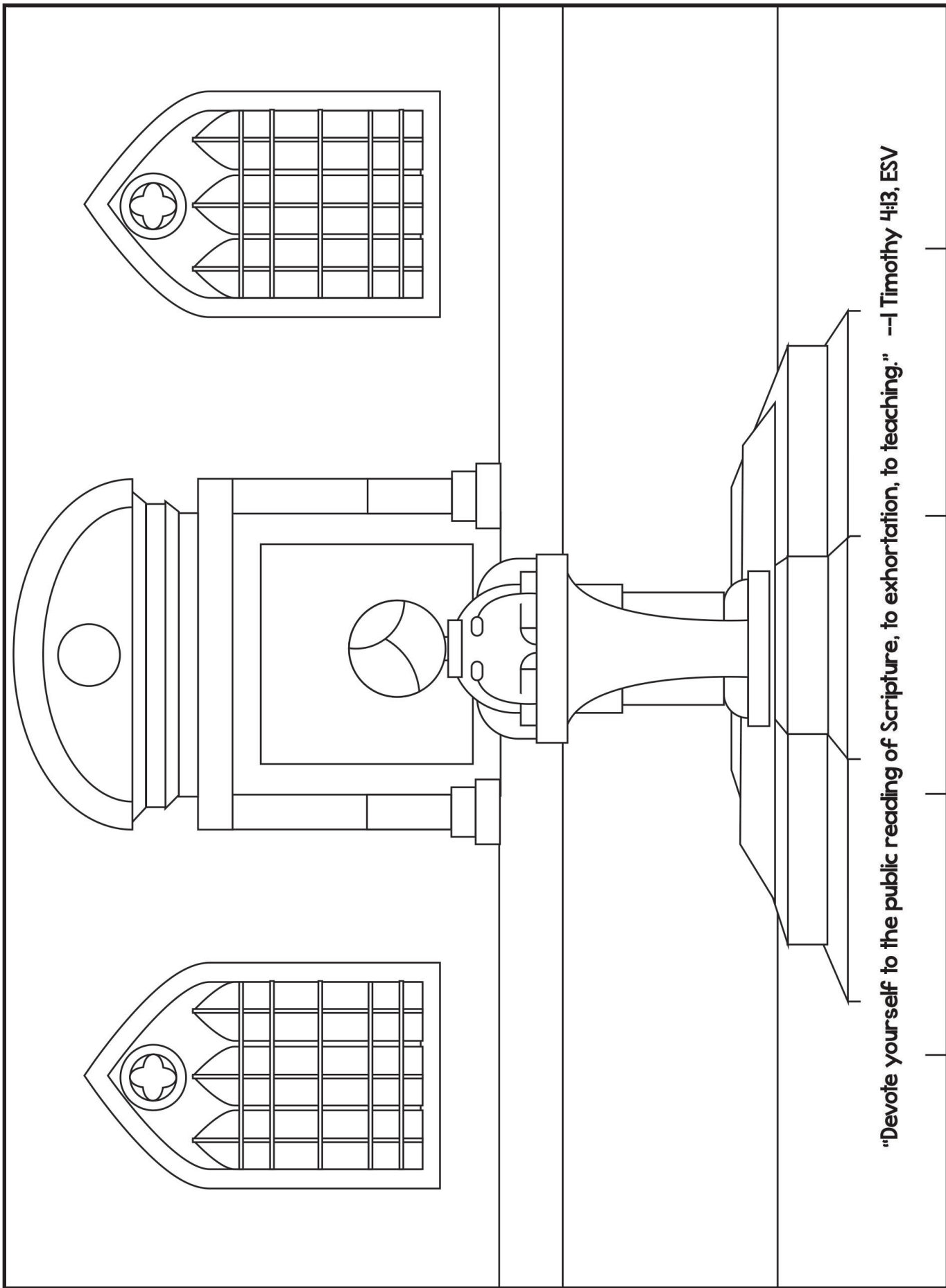
A church is God's people,
Gathered together.
It's not a building of bricks.
It's made up of people,
Who follow Jesus,
In faith and repentance. *Refrain*

Verse 2

God's people gather to worship God.
To sing His praises and pray.
They listen to preaching,
From God's Word, the Bible,
To better love Him each day.
Refrain

Verse 3

God's people gather to love one another,
In acts of kindness and grace.
They love one another,
Like sisters and brothers,
Helping all to live God's way.
Refrain



“Devote yourself to the public reading of Scripture, to exhortation, to teaching.” --1 Timothy 4:13, ESV

Deep Down Detective Devotion: Unit 15, Bible Truth 2, Lesson 2



Big Question 15: Why Do God's People Go to Church?

Answer: To Worship God and Love One Another... By Learning from God's Word, the Bible!

How do I know this is true? The Bible tells me so:

"Devote yourself to the public reading of Scripture, to exhortation, to teaching." --1 Timothy 4:13, ESV

Learn a Little: "Devote yourself to the reading of Scripture."

Meaning:

God's people gather together to worship God and love one another. And what book tells them how to do this best of all? God's Word, the Bible! The Bible helps God's people know how God wants them to live; and, it is powerful to help them live that way. No wonderful God's people devote themselves to the Bible. They want their leaders to read it to them and to teach them what it means when they gather together. It alone is God's Word! We can become God's people when we turn away from our sins and trust in Jesus as our Savior. God can use His Word to work powerfully in our lives, too.

Some Questions for You

1. What is another word for God's Word, the Bible? *Scripture.*
2. What book tells God's people how God wants them to live? *The Bible does.*
3. How is the Bible powerful to do inside of God's people? *It is powerful to help them love God and live for Him.*
4. Where do God's people meet all together and listen to God's Word? *At church.*
5. Who teaches them about God's Word when they meet together? *Godly leaders.*
6. What do the godly leaders teach when they read God's Word? *What it tells us about God and how God wants us to live.*
7. What is the first, very wonderful thing that God can use His Word to do in our hearts when we listen to it? *God can use it to help us to turn away from our sins and trust in Jesus as our Savior. He can make us His people!*

Let's Pray!

- A** We praise You, God, for saving Your people, the Church. We praise You for giving us the Bible and godly leaders to teach it to us.
- C** God, sometimes we don't want to learn from the Bible. Sometimes, we don't want to listen to the pastors preach from Your Word. There are other things we would rather do. We need a Savior!
- T** God, thank You for not leaving us on our own, but giving us Your Word, the Bible, to learn from and to live by. Thank You for all the people in church who help us understand Your Word and live it out. Thank You for our pastors and teachers.
- S** God, work in our hearts. Help us to turn away from our sins and trust in Jesus as our Savior. Help us to love Your Word and learn it. Help us live it out. Help our pastors and teachers to teach us well about You. In Jesus' name we pray, Amen.

Let's Sing Our Bible Verse!

Devote Yourself: 1 Timothy 4:13, ESV

from Deep Down Detectives ESV Songs 15, track 27

Devote yourself, devote yourself,
Devote yourself, devote yourself,
Devote yourself, devote yourself,
Devote yourself, devote yourself.

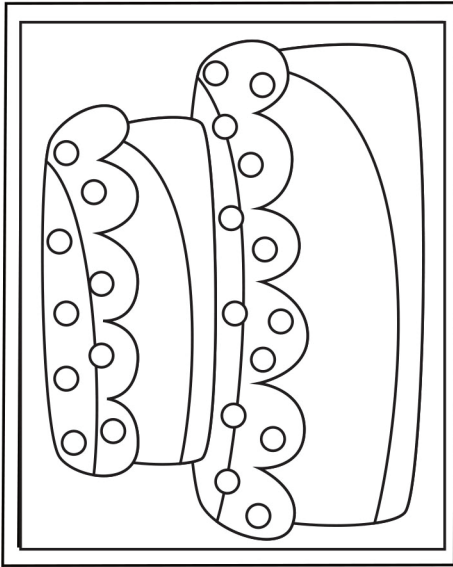
Devote yourself, devote yourself,
Devote yourself, devote yourself,
Devote yourself, devote yourself,
Devote yourself, devote yourself.
First Timothy Four, thirteen.

To the public reading of Scripture,
Exhortation, and teaching,
To the public reading of Scripture,
Exhortation, and teaching.


Go to the Deep Down Detectives Parent Resources for Unit 15 to get the Bible story and many more resources and songs for this unit at praisefactory.org

DDD BQ 15 BT2 L2 Coloring Sheet/Take Home pg2

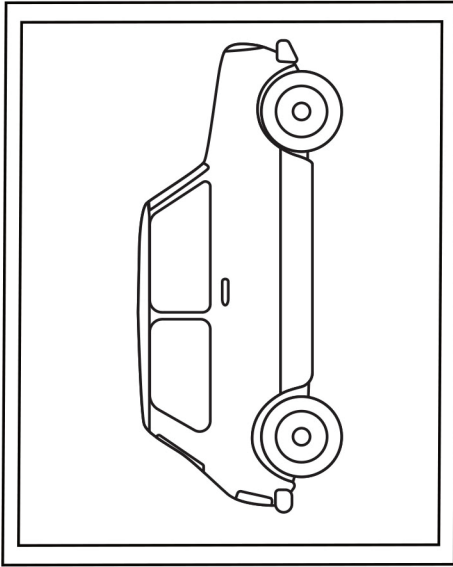
Which four of these clues belong in our story? Which two do not? Put an X in the boxes of the four that belong.




A Cake



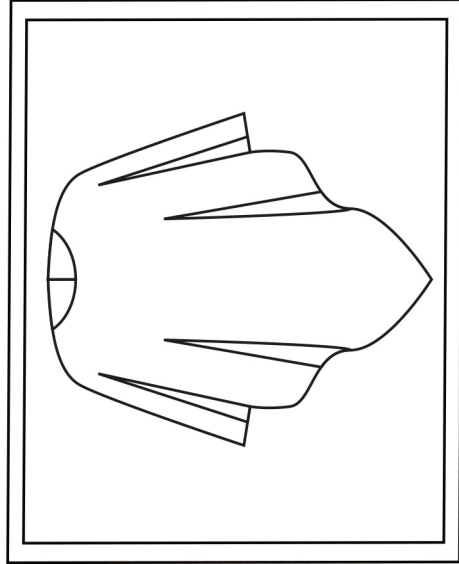
paul




A Car



A Letter




A Coat



God's Word

Answers: Paul, the letter, the coat and God's Word belong. The cake and the car do not.

Deep Down Detective Devotion: Unit 15, Bible Truth 2, Lesson 3



Big Question 15: Why Do God's People Go to Church?

Answer: To Worship God and Love One Another... By Learning from God's Word, the Bible!

Bible Truth 2 Meaning

God's people gather together to learn from the Bible. There is no other book like it. It alone is God's Word. It is the best place to find out about God and how to obey Him. But that's not all! The Bible is not just words that God's people listen to and learn from. God's Word is powerful! The Holy Spirit works inside of people as they hear God's Word. He uses it to help them turn away from their sins and trust in Jesus as their Savior. This is how we become God's people. (The big, Bible word for this is "conversion.") And, He uses it to help us to know God better, to give us hope, and to obey Him. This is how we live as God's people. (The big, Bible word for this is "discipleship.") Sometimes God's people learn from the Bible in little groups. (You are probably learning about the Bible in one of these right now!) But the most important way God's people learn from God's Word is when they all gather together as a congregation and listen to a godly man preach from the Bible. The Bible calls these men, pastors (or elders). God has called them to preach God's Word and to lead God's people in living for Him. What a great gift they are to God's people! The pastor stands in front of the congregation (God's people gathered together). He reads to them from the Bible and explains what it means. He helps them understand how to live it out. (The big, Bible word for this is "expositional preaching.") The Holy Spirit helps the pastor and the congregation as they study God's Word together. It is very important for God's people to hear the Bible when they gather together. God uses it to work powerfully in their lives. We can be God's people, too, when we turn away from our sins and trust in Jesus as our Savior. God can use His Word to work powerfully in our lives, too.

How do I know this is true? The Bible tells me so!

"Devote yourself to the public reading of Scripture, to exhortation, to teaching." --1 Timothy 4:13, ESV

Some Questions for You

1. Where was Paul? *He was in prison in Rome. His enemies put him there for telling people about Jesus, and now they planned to kill him.*
2. Whom did Paul write to before he died? *Timothy.*
3. What was so special about Timothy? *Timothy had been Paul's special helper. He cared for Paul. He loved God, God's Word, and he cared for God's people. He was like a son to Paul.*
4. Where did Paul leave Timothy? *What did he want him to do? He left him as the pastor, the godly leader, of the church in a city called Ephesus. They needed a good pastor who would teach them God's Word and help them live it out. Paul knew Timothy would do a good job.*
5. What did Paul tell Timothy to remember? *To keep on preaching God's Word, even when it is very hard. To keep on loving and caring for the believers at that little church in Ephesus. He also wanted him to come to visit him, if he could.*
6. What is the good news of Jesus that Paul and Timothy wanted everyone to know? *That we can become God's people when we turn away from our sins and trust in Jesus as our Savior. God can help us do this, too! Ask Him to help you to become one of His people!*

Let's Pray!

- A** We praise You, God, for saving Your people, the Church. We praise You for giving us the Bible and godly leaders to teach it to us.
- C** God, sometimes we don't want to learn from the Bible. Sometimes, we don't want to listen to the pastors preach from Your Word. There are other things we would rather do. We need a Savior!
- T** God, thank You for not leaving us on our own, but giving us Your Word, the Bible, to learn from and to live by. Thank You for all the people in church who help us understand Your Word and live it out. Thank You for our pastors and teachers.
- S** God, work in our hearts. Help us to turn away from our sins and trust in Jesus as our Savior. Help us to love Your Word and learn it. Help us live it out. Help our pastors and teachers to teach us well about You. In Jesus' name we pray, Amen.

Let's Praise God Right Now!

Go to the Deep Down Detectives Parent Resources for Unit 15 to get the Bible story and many more resources and songs for this unit at praisefactory.org

Big Q & A 15 Hymn: Brethren, We Have Met to Worship
from Deep Down Detectives ESV Songs 15, track 15


Verse 1

Brethren, we have met to worship,
And adore the Lord, our God.
Will you pray with all your power,
While we try to preach the Word?

Words: George Atkins Music: William Moore

Big Question 15 Praise Song: Praise the Lord Together
from Deep Down Detectives ESV Songs 15, track 16

Praise the Lord together saying:
"Hallelujah, Hallelujah, Hallelujah!"
Praise the Lord together saying:
"Hallelujah, Hallelujah, Hallelujah!" (repeat)

**The Case of the Faithful Leader***Acts 16:1; 1 & 2 Timothy*

Dear Parents,

Big Question #15 is: "Why Do God's People Go to Church?" Your child is learning that "To Worship God and Love One Another... By Learning from God's Word, the Bible."

Here's a copy of the Bible story they are learning along with the "Listening Assignment" for each lesson. These assignments provide a different teaching emphasis for each lesson, helping the children dig deeper into each Bible truth. They match up with your child's take home for each lesson. We hope that these resources help your family to dig down deeper into the truths of God's Word!" Happy digging!

•many more resources for this Big Question came be found online at www.praisefactory.org•

Listening Assignments

"Hey, Kids! Detective Dan, here. Listen carefully to the story and help me answer these questions:

Detective Dan's Lesson #1 Listening Assignment:

I need to know:

- 1. Who was the pastor chosen to care for the believers in Ephesus?**
- 2. What did Paul tell him to be faithful to do for those believers?**

Detective Dan's Lesson #2 Listening Assignment:**Our Bible Verse is 1 Timothy 4:13, ESV**

"Devote yourself to the public reading of Scripture, to exhortation, to teaching."

I need to know:

- 1. Whom did Paul write to when he was in prison and about to die?**
- 2. What did Paul tell this person to be faithful to do for the believers in Ephesus?**

Detective Dan's Lesson #3 Listening Assignment:I found six clues, but two of them are **NOT** in the story.

They are: a cake, Paul, a car, a letter, a coat, and God's Word.

Hold each of them up for the children to see as you identify them.

I need to know:

- 1. Which four belong in the story and which two don't?**
- 2. Who did Paul thank God for? What did Paul asked God to help this person do?**

Read the assignment questions, THEN SAY,

"Ok, Deep Down Detectives! Put on your best listening ears and see if you can hear the answers to Detective Dan's questions. When I finish telling the story, we will see if we can answer all the questions."

Read the Bible Truth story, answer questions, present the gospel and lead in prayer.

Answers to questions; the gospel; and, ACTS prayer are included with the story text.

The Case of the Faithful Leader *Acts 16:1; 1 & 2 Timothy*

Story with lines separating paragraphs (text in bold, optional interaction cues in italics)

Paul was an old man who was about to die. His enemies had put him in jail for telling people about Jesus, and now they planned to kill him. Paul sat in his cold cell making the best of the little time he had left. Even in jail, Paul found ways to love God and His people.

Can you think of what he could do?

Paul prayed. He shared the good news of Jesus with the soldiers who guarded him and with many others. And, he wrote letters to the little churches of believers in many places.

Paul's life in jail was very different from what it used to be. Paul had been a missionary. He travelled to many faraway places, preaching the good news of Jesus to all who would listen. Many people turned away from disobeying God and trusted in Jesus as their Savior when they heard Paul preach. Soon, there were little churches of these new Christians all over. They gathered together each week to worship God and love one another.

Godly leaders were chosen to take care of the members of each little church gathering. Some of these leaders were called "deacons." They were used by God to serve their little church in a special way. They spent their time caring for the needs of others in the church. Men like Stephen made sure everyone had enough to eat. Women like Phoebe spent their days serving the needs of others in so many ways, too.

Other godly leaders were men called "pastors" or "elders. These men were used by God to serve their little church by teaching God's Word and leading everyone in loving God and living for Him. Sometimes, these pastors brought words of comfort to those who were discouraged. Sometimes, they warned those forgetting to live for God and urged them to turn away from their sins. They prayed for God to help them all. And, they preached God's Word when the Christians in each little church gathered together.

A young man named Timothy would become one of these godly pastors.

Paul met Timothy on one of his traveling trips and asked him to be his helper. Mile after mile, Timothy walked with Paul. Up mountains and down valleys. Over land and over sea. Through every kind of weather. To every kind of people.

There were happy, friendly people who wanted to hear about Jesus, and welcomed them. And, there were angry, fierce people who hated Paul, and wanted to make him stop telling about Jesus. They hurt Paul, and sent him to live in cold, prison cells. Timothy stayed by Paul through it all.

But most of all, it was the love in Timothy's heart that made him such a good helper for Paul. Timothy had a heart devoted to God and His good plans. Timothy loved God's Word and knew it well. He loved God, and Paul, and God's people so much, that he put them first, instead of himself! So, you can see why Paul loved Timothy so much, and why Timothy was such a good helper for Paul. After a while, Paul treated Timothy not just as a helper, or even a very good friend, but like Timothy was his very own son.

Story with lines separating paragraphs (text in bold, optional interaction cues in italics)

Yes, Timothy was a big help to Paul, but did you know that Paul was a big help to Timothy, too? As Timothy travelled with Paul, he was listening and learning. He listened to Paul preach from God's Word and share the good news of Jesus. He saw many people turn away from their sins and trust in Jesus as their Savior.

Timothy listened to Paul teach these new believers how to live as Jesus' disciples. Paul taught them how to love God and live for Him their whole lives. Timothy listened to Paul use God's Word to comfort sad people and to warn others who had stopped living for God. Timothy watched Paul pray for the little churches to stay faithful and grow.

And as Timothy listened and watched, God was preparing him for His plans for him. Can you guess what God planned for Timothy to be?

Can you guess?

A pastor, himself!

One day, Paul and Timothy came to city of Ephesus. They had come to check up on the little church of believers there. Uh oh, Paul could see there was a problem! This little church of believers needed a good pastor. Who could help them? Who knew God's Word well enough to help them grow to worship God and love one another the way God wanted them to? None of the new believers in the little Ephesus church could do this yet.

Perhaps there was no one in the little church who could be their pastor, but there WAS someone with Paul who could stay and lead them. Can you guess who?

Can you guess?

It was Timothy!

"Timothy, would you stay and care for this little church of believers?" Paul asked Timothy. "You are young, but I know that God will help you do a good job preaching the Bible and leading them," he said. Timothy agreed to stay. He would miss Paul, but he was happy to help. The little church in Ephesus was happy, too. Now, they had a godly pastor who could help them love God and live for Him. Paul was so glad that he could leave the little church in Ephesus under Timothy's care.

But now, so many years had passed since Paul left Timothy in Ephesus. What a lot of journeys Paul had taken since then. What a lot of people got to hear the good news of Jesus and trusted in Him as their Savior! Little churches of new believers gathered every Sunday, where there used to be none. God had filled Paul's years with good things.

But, oh, what troubles had come to Paul along with those blessings! Preaching the good news of Jesus was no easy thing. It was why Paul was in jail in Rome, alone, shivering in the cold, and soon to die.

Paul longed to see that dearest, closest friend of his. What was his name?

Can you tell me?

Timothy! Paul missed his dear Timothy so very much! Paul wanted him to come and care for him. Paul wanted him to bring him his heavy cloak to keep him warm, and his books and papers, so he could study.

Story with lines separating paragraphs (text in bold, optional interaction cues in italics)

Paul wondered if he would get to see Timothy again before he died. He hoped he would. But Ephesus was so far away from Rome! And there were no telephones or even postmen back then. How could Paul tell Timothy he needed him? What could Paul do?

Can you think of what Paul could do?

Paul could write to Timothy and find someone to take it to him. And even if Timothy could not get to Rome before he died, at least Paul could give him one last message. And so, that's what he did.

Before long, a messenger was on his way to Ephesus with Paul's letter. Walk, walk, walk, he went. At last, after many days, he handed the letter to Timothy to read. Timothy was so happy to hear from Paul. How he missed Paul and loved him! Here was news, at last!

Timothy eagerly opened the letter and read.

"Timothy, my dear son," Paul started. "I thank God every time I think of you. I long with tears to see you. Do your best to come to me soon."

"Here are some important things I want you to remember that will help you lead the little church in Ephesus," Paul wrote. "You were my helper for many years. You watched me preach about Jesus from the Bible. You watched people try to get me to stop talking about Jesus by hurting me," Paul wrote. "You saw how God gave me strength to keep on preaching, and loving, and caring for all the Christians in the little churches we went to. Don't forget what you saw me do! Do these same things for the people in your little church."

"Keep on learning God's Word! Keep on preaching God's Word!" Paul told Timothy. "Sometimes this will be really hard. Sometimes people won't want to hear what the Bible says. But keep on teaching it to them, no matter what!" Paul urged Timothy. "Only the Bible is God's Word. It makes God's people ready for everything God wants them to do."

"Don't forget these things, and please, come see me soon --before winter comes. Paul."

Did Timothy ever make it to see Paul before he died? We don't know. But we DO know that Timothy did what Paul wanted him to do most of all: be a good pastor for the little church in Ephesus and teach them God's Word.

Cracking the Case: (story wrap-up for Listening Assignments)

It's time to see how we did with our Listening Assignment.

Detective Dan's Lesson #1 Listening Assignment:

I need to know:

- 1. Who was the pastor chosen to care for the believers in Ephesus?** Timothy.
- 2. What did Paul tell him to be faithful to do for those believers?** Paul told Timothy to be faithful to preach God's Word to them and help them keep on loving God and living for Him.

For You and Me:

Paul encouraged Timothy to be faithful to teach God's Word to the believers who gathered together as a little church in Ephesus. By being faithful like this, God could use Timothy powerfully. Timothy could help the believers know how to keep on loving God and living for Him. When we go to church and listen to faithful teachers tell us about God's Word, God can use it to help us to love Him and live for Him, too. And the very first thing that every faithful teacher hopes and prays that you will do when you hear God's Word is to turn away from your sins and trust in Jesus as your Savior. This is how we become God's people. It is the best, first step in loving God and living for Him.

Detective Dan's Lesson #2 Listening Assignment:
Our Bible Verse is 1 Timothy 4:13

"Devote yourself to the public reading of Scripture, to preaching and to teaching."

I need to know:

- 1. Whom did Paul write to when he was in prison and about to die?** Timothy.
- 2. What did Paul tell this person to be faithful to do for the believers in Ephesus?** Paul told Timothy to be faithful to preach God's Word to them and help them keep on loving God and living for Him.

For You and Me:

Paul encouraged Timothy to be faithful to teach God's Word to the believers who gathered together as a little church in Ephesus. By being faithful like this, God could use Timothy powerfully. Timothy could help the believers know how to keep on loving God and living for Him. When we go to church and listen to faithful teachers tell us about God's Word, God can use it to help us to love Him and live for Him, too. And the very first thing that every faithful teacher hopes and prays that you will do when you hear God's Word is to turn away from your sins and trust in Jesus as your Savior. This is how we become God's people. It is the best, first step in loving God and living for Him.

Detective Dan's Lesson #3 Listening Assignment:

I found six clues, but two of them are **NOT** in the story. They were: a cake, Paul, a car, a letter, a coat, and God's Word. *Hold each of them up for the children to see as you identify them.*

I need to know:

- 1. Which four belong in the story and which two don't?** Paul, the letter, the coat and God's Word belong. The cake and the car do not.
- 2. Who did Paul thank God for? What did Paul asked God to help this person do?** Paul thanked God for Timothy. To keep being a good pastor to the people in Ephesus, but also to come and comfort him before he died.

For You and Me:

Paul thanked God for giving him Timothy. Timothy had been such a good helper to him; and, Timothy now was a faithful leader to the believers in Ephesus, who Paul cared about so much. We, too, should thank God for the faithful leaders he gives us. They help us know God's Word and know how to live it out. We can ask God to help those leaders teach us well. And, we can ask God to work in our hearts as we listen to the leaders at our church teach from God's Word. We can ask God to use these leaders and His Word to turn away from our sins and trust in Jesus as our Savior. That's how we can become God's people, too.

The Gospel (story wrap-up if NOT using Listening Assignments)**Our Bible Truth is:**

**Why Do God's People Go to Church?
To Worship God and Love One Another...
By Learning from God's Word, the Bible!**

Why do God's people go to church? To worship God and love one another... by learning from God's Word, the Bible! God's people love the Bible. Each time they gather together, they want to learn more from it. The Bible is how they learned they were sinners who deserved God's punishment for disobeying Him, and of God's rich mercy in sending Jesus to be our Savior. It tells how Jesus lived a perfect life and offered it on the cross as the full payment for the sins of God's people. And, how He rose from the dead on the third day, beating sin and death for them. The Bible tells us how we can become God's people by turning away from our sins and trusting in Jesus as our Savior. And, how we can know and love God better, and live for Him. Ask God to use the Bible to teach you and help you do these things, too. He loves to answer this prayer!

Close in prayer.

Closing ACTS Prayer

- A** We praise You, God, for saving Your people, the Church. We praise You for giving us the Bible and godly leaders to teach it to us.
- C** God, sometimes we don't want to learn from the Bible. Sometimes, we don't want to listen to the pastors preach from Your Word. There are other things we would rather do. We need a Savior!
- T** God, thank You for not leaving us on our own, but giving us Your Word, the Bible, to learn from and to live by. Thank You for all the people in church who help us understand Your Word and live it out. Thank You for our pastors and teachers.
- S** God, work in our hearts. Help us to turn away from our sins and trust in Jesus as our Savior. Help us to love Your Word and learn it. Help us live it out. Help our pastors and teachers to teach us well about You. In Jesus' name we pray, Amen.

Deep Down Detectives Devotions: Big Question 15, Bible Truth 2 Key Concepts p.7**Unit 15: God's People Gather Together****Unit Big Question (and Answer):** Why Do God's People Go to Church?

To Worship God and Love One Another!

Unit Bible Verse: "And let us consider how to stir up one another to love and good works, not neglecting to meet together." Hebrews 10:24-25, ESV**Bible Truth 2 Concept: To Worship God and Love One Another... By Learning from God's Word, the Bible**

God's people gather together to learn from the Bible. There is no other book like it. It alone is God's Word. It is the best place to find out about God and how to obey Him. But that's not all! The Bible is not just words that God's people listen to and learn from. God's Word is powerful! The Holy Spirit works inside of people as they hear God's Word. He uses it to help them turn away from their sins and trust in Jesus as their Savior. This is how we become God's people. (The big, Bible word for this is "conversion.") And, He uses it to help us to know God better, to give us hope, and to obey Him. This is how we live as God's people. (The big, Bible word for this is "discipleship.")

Sometimes God's people learn from the Bible in little groups. (You are probably learning about the Bible in one of these right now!) But the most important way God's people learn from God's Word is when they all gather together as a congregation and listen to a godly man preach from the Bible. The Bible calls these men, pastors (or elders). God has called them to preach God's Word and to lead God's people in living for Him. What a great gift they are to God's people!

The pastor stands in front of the congregation (God's people gathered together). He reads to them from the Bible and explains what it means. He helps them understand how to live it out. (The big, Bible word for this is "expositional preaching.") The Holy Spirit helps the pastor and the congregation as they study God's Word together.

It is very important for God's people to hear the Bible when they gather together. God uses it to work powerfully in their lives. We can be God's people, too, when we turn away from our sins and trust in Jesus as our Savior. God can use His Word to work powerfully in our lives, too.

Bible Truth 2 Bible Verse: 1 Timothy 4:13, ESV

"Devote yourself to the public reading of Scripture, to exhortation, to teaching."

Learn a Little: "Devote yourself to the reading of Scripture."**Meaning**

God's people gather together to worship God and love one another. And what book tells them how to do this best of all? God's Word, the Bible! The Bible helps God's people know how God wants them to live; and, it is powerful to help them live that way. No wonder God's people devote themselves to the Bible. They want their leaders to read it to them and to teach them what it means when they gather together. It alone is God's Word! We can become God's people when we turn away from our sins and trust in Jesus as our Savior. God can use His Word to work powerfully in our lives, too.

Big Question 15, Bible Truth 2 Overview: Key Concepts

p.8

Bible Truth 2 ACTS Prayer

- A** We praise You, God, for saving Your people, the Church. We praise You for giving us the Bible and godly leaders to teach it to us.
- C** God, sometimes we don't want to learn from the Bible. Sometimes, we don't want to listen to the pastors preach from Your Word. There are other things we would rather do. We need a Savior!
- T** God, thank You for not leaving us on our own, but giving us Your Word, the Bible, to learn from and to live by. Thank You for all the people in church who help us understand Your Word and live it out. Thank You for our pastors and teachers.
- S** God, work in our hearts. Help us to turn away from our sins and trust in Jesus as our Savior. Help us to love Your Word and learn it. Help us live it out. Help our pastors and teachers to teach us well about You. In Jesus' name we pray, Amen.

Bible Truth 2 Story**The Case of the Faithful Leader***Acts 16:1; 1 & 2 Timothy***Songs Used in Bible Truth 2**

Big Q & A 15 Song

Big Question 15 Song: Why Do God's People Go to Church?

Big Question 15 Bible Verse Song: Stir Up Hebrews 10:24-25, ESV

Big Question 15 Hymn: Brethren, We Have Met to Worship, v.1

Big Question 15 Praise Song: Praise the Lord Together

Bible Truth 2 Bible Verse: Devote Yourself 1 Timothy 4:13, ESV

*Bible Truth 2 Extra Bible Verse: An Overseer Must Be Titus 1:6-9, ESV**Bible Truth 2 Extra Bible Verse: Open My Eyes Psalm 119:18,72-73, ESV**Bible Truth 2 Extra Bible Verse: I Have Stored Up Your Word Psalm 119:11,15-16, ESV**Bible Truth 2 Extra Bible Verse: If Anyone Loves Me John 14:23, ESV*listen to or download songs for free at <https://praisefactory.org>: Deep Down Detectives Music page

Go and Tell Bible Truth Concept Craft

Listen to God's Word Preached

Craft Description

The children will decorate a card reminding them that God's people gather together to learn from God's Word the Bible, especially through preaching.

Materials

White paper or cardstock (preferable)
Markers or crayons
Glue
Scissors

Preparations

1. Print out the craft pages on two separate pages.
2. Set out markers/crayons.

Introducing the Craft:

"Our Big Question is: "Why Do God's People Go to Church? To Worship God and Love One Another...by learning from God's Word, the Bible!" That's something very good to know. But many people don't know that. So, do you know what God wants us to do? He wants us to go and tell others this very important news. So today we are going to make something we can show and tell them, too. Here's what it looks like... (Hold up example of craft)."

Directions

1. Show children your finished craft, reading the words to them.
2. Have the children color in the pictures of the front of the church and the inside of the church.
3. Teacher cuts open doors on all edges but one so that doors swing open. You may want to cut even wider than the doors to reveal more of the inside picture. Then glue back piece to front piece, matching opening of church with pastor, etc.
4. Make sure to write each child's name on their craft.
5. If you have time, you can practice saying the words on the card.

Discussion

This is an especially good time to re-read the key concepts and discuss them. See the Deep Down Discussion Sheet for possible questions to talk about. Make sure to explain to them how they can become God's people by turning away from their sins and trusting in Jesus as their Savior.

Craft Wrap-Up:


"At the end of our time together today, you get to take home your Go and Tell crafts. And what are you going to do with them? Show and tell someone the important news you've learned today: "Why Do God's People Go to Church? To Worship God and Love One Another...by learning from God's Word, the Bible!"


Other Craft Option: You can also collect boxes and glue the church front to the front of your box and add the pastor to the inside of the box. Have the children add the congregation with simple paper doll chain people.


**Why Do God's People Go to Church?
To Worship God and Love One Another...
by learning from God's Word, the Bible!**

**“Devote yourself to the public reading of Scripture,
to exhortation, to teaching.”**

1 Timothy 4:13, ESV







Why do God's people go to church? To worship God and love one another... by learning from God's Word, the Bible! God's people love the Bible. Each time they gather together, they want to learn more from it. The Bible is how they learned they were sinners who deserved God's punishment for disobeying Him, and of God's rich mercy in sending Jesus to be our Savior. It tells how Jesus lived a perfect life and offered it on the cross as the full payment for the sins of God's people. And, how He rose from the dead on the third day, beating sin and death for them. The Bible tells us how we can become God's people by turning away from our sins and trusting in Jesus as our Savior. And, how we can know and love God better, and live for Him. Ask God to use the Bible to teach you and help you do these things, too. He loves to answer this prayer!

The Case of the Faithful Leader Jigsaw Puzzle Page Acts 16:1; 1 & 2 Timothy

Make copies of picture and cut out into an appropriate number of pieces for your children.

Or, you can print out color versions of this puzzle by downloading it from praisefactory.org.

Why do God's people go to church? To worship God and love one another... by learning from God's Word, the Bible! God's people love the Bible. Each time they gather together, they want to learn more from it. The Bible is how they learned they were sinners who deserved God's punishment for disobeying Him, and of God's rich mercy in sending Jesus to be our Savior. It tells how Jesus lived a perfect life and offered it on the cross as the full payment for the sins of God's people. And, how He rose from the dead on the third day, beating sin and death for them. The Bible tells us how we can become God's people by turning away from our sins and trusting in Jesus as our Savior. And, how we can know and love God better, and live for Him. Ask God to use the Bible to teach you and help you do these things, too. He loves to answer this prayer!




CAN YOU GUESS BIBLE TRUTH 3:
Why Do God's People Go to Church?
To Worship God and Love
One Another...

By Caring for Each Other's

----- !

HINT: This word means "something we have to have." It starts with an "n" and it rhymes with "seeds."



Deep Down Detective Devotion: Unit 15, Bible Truth 3, Lesson 1



Big Question 15 : How Can I Know What God Is Like?

Answer: To Worship God and Love One Another... By Caring for Each Other's Needs!

Bible Truth 3 Meaning

When God's people gather together, they make special promises to believe God's Word and to care for each other. They promise to help each other keep on loving God and living for Him. How do God's people help each other keep these promises? They help each other love God and live for Him. They tell each other about their lives—the many happy things, the sad things, even their sins and their struggles. They pray for each other and remind each other of the truths in God's Word. They want to help everyone to keep growing in their life with God. But they also care for each other's needs. They share their money and their things when someone is hungry or has lost their job. They visit each other when they are sick. They cheer each other up when they are sad or lonely. They want to help everyone to be well-cared for. God gives each little church special leaders that help them care for each other, too. He gives them pastors/elders to teach them God's Word and help them live it out. They comfort those who are scared and weak. They strengthen those who are struggling with sin. They pray for all. God gives each little church special leaders called deacons, too. Deacons help everyone to better care for each other's needs. They spend extra time finding out what people need and helping them get it. Jesus told God's people to love each other and take care of each other just as He has loved and taken care of them. If they do this, Jesus promised that others will see their love and know that they are God's people. They will praise God for how wonderful He is and want to become His people, too. We can become God's people when we turn away from our sins and trust in Jesus as our Savior.

How do I know this is true? The Bible tells me so!

"A new commandment I give to you, that you love one another: just as I have loved you, you also are to love one another. By this all people will know that you are my disciples, if you have love for one another." --John 13:34-35, ESV

Some Questions for You

1. What do God's people promise to do for each other? *They promise to care for each other's needs.*
2. How do pastors/elders care for the needs of God's people? *They teach them God's Word. They comfort them when they are sad; they warn them when they are forgetting how to live as God's people. They give them guidance and pray for them. They help them love God and live for Him.*
3. What kinds of things do God's people share with each other when they gather together? *Happy things as well as sadnesses and troubles.*
4. Why do God's people share with each other? *To help each other and to pray for each other.*
5. What kinds of loving things do God's people do for each other? *They pray for each other; they share their money; they visit them when they are sick; they cheer them up when they are sad or lonely.*
6. What does God call deacons to do for God's people? *They help God's people to better care for each other's needs. They spend extra time finding out what people need and helping them get it.*
7. Who will see how wonderful God is when God's people care for each other well? *Everyone, even those who don't trust Jesus as their Savior yet.*
8. How can we become God's people? *By turning away from our sins and trusting in Jesus as our Savior.*

Let's Pray!

- A** We praise You, God, for being the Savior of Your people, the Church. We praise You for Your kindness and love shown through Your people caring for each other.
- C** God, sometimes we don't want to go to church and care for the needs of others. Sometimes we just want to take care of our own needs. We need a Savior!
- T** Thank You, God, for giving Your people to each other to care for their needs. Thank You for all the people in church who care for our needs.
- S** God, work in our hearts. Help us to turn away from our sins and trust in Jesus as our Savior. Make us Your people! Help us to care for others when we gather at church. In Jesus' name we pray, Amen.

Let's Sing about What We're Learning!

Big Q & A 15 Song from *Deep Down Detectives ESV Songs 15, track 12* (sung to the tune of "This Is the Way We Wash Our Clothes")

Why do God's people go to church?
Go to church? Go to church?
Why do God's people go to church?
To worship God and to love one another!

Big Question 15 Action Rhyme Song from *Deep Down Detectives ESV Songs 15, track 13*

Refrain:

Why do God's people go to church?
To worship God and love one another.
Why do God's people go to church?
To worship God and love one another.

Verse 1:

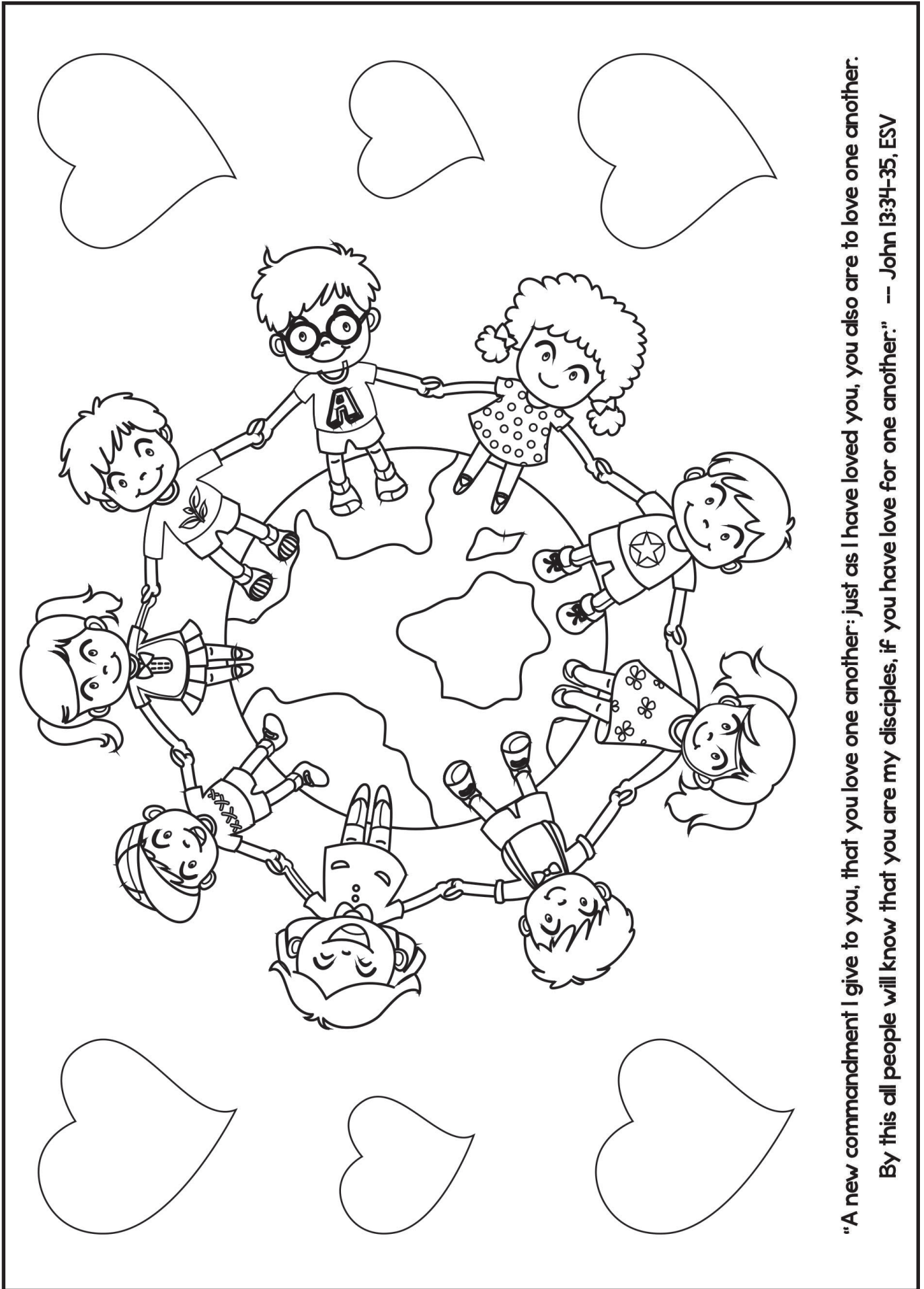
A church is God's people,
Gathered together.
It's not a building of bricks.
It's made up of people,
Who follow Jesus,
In faith and repentance.
Refrain

Verse 2

God's people gather to
worship God.
To sing His praises and pray.
They listen to preaching,
From God's Word, the Bible,
To better love Him each day.
Refrain

Verse 3

God's people gather to
love one another,
In acts of kindness and grace.
They love one another,
Like sisters and brothers,
Helping all to live God's way.
Refrain



"A new commandment I give to you, that you love one another: just as I have loved you, you also are to love one another. By this all people will know that you are my disciples, if you have love for one another." -- John 13:34-35, ESV

Deep Down Detective Devotion: Unit 15, Bible Truth 3, Lesson 2



Big Question 15 : How Can I Know What God Is Like?

Answer: To Worship God and Love One Another... By Caring for Each Other's Needs!

How do I know this is true? The Bible tells me so!

"A new commandment I give to you, that you love one another: just as I have loved you, you also are to love one another. By this all people will know that you are my disciples, if you have love for one another." --John 13:34-35, ESV

Learn a Little: "Love one another: just as I have loved you."

Meaning

A commandment is a big rule God tells us to obey! What does Jesus command His people to do? To love one another like He has loved them! Wow! That's a lot of love! Only with God's help can God's people do that! But when they do, others will know that they really are God's people! We can become God's people when we turn away from our sins and trust in Jesus as our Savior.

Some Questions for You

1. What is a commandment? *It is a big rule God tells us to obey.*
2. What did Jesus command His people to do? *To love one another as He had loved them.*
3. How is Jesus' love for God's people different from how they should love each other? *He was the one and only, perfect, Son of God, sent to suffer and die for their sins. He was their Savior. He doesn't mean that God's people can (or should) do this for each other.*
4. How is Jesus love for God's people the same as how they should love each other? *Jesus always loved others the way God's laws says to love. He always thought about what would be the best way to serve others. He was willing to put the needs of others first. God's people can also love others in these ways.*
5. What did Jesus say others would know, if God's people loved each other the way Jesus loved them? *Everyone would know that they were His disciples (His followers/God's people).*
6. Who must help God's people if they are to love each other as Jesus has loved them? *God must.... and He does, by His Holy Spirit living in their hearts.*
7. How can we become God's people? *By turning away from our sins and trusting in Jesus as our Savior.*

Let's Pray!

- A** We praise You, God, for being the Savior of Your people, the Church. We praise You for Your kindness and love shown through Your people caring for each other.
- C** God, sometimes we don't want to go to church and care for the needs of others. Sometimes we just want to take care of our own needs. We need a Savior!
- T** Thank You, God, for giving Your people to each other to care for their needs. Thank You for all the people in church who care for our needs.
- S** God, work in our hearts. Help us to turn away from our sins and trust in Jesus as our Savior. Make us Your people! Help us to care for others when we gather at church. In Jesus' name we pray, Amen.

Let's Sing Our Bible Verse!

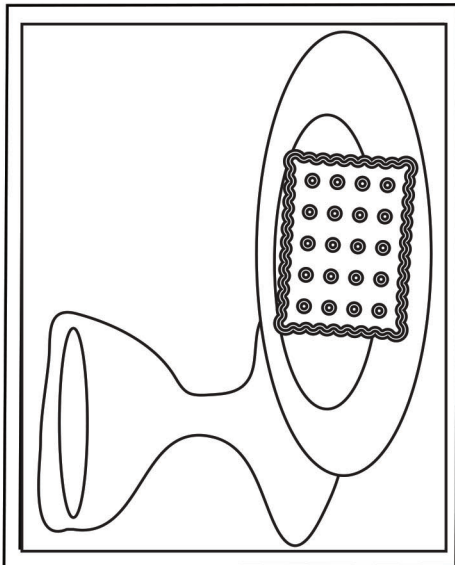
A New Commandment: John 13:34-35, ESV _ from *Deep Down Detectives* ESV Songs 15, track 32

A new commandment I give to you,
A new commandment I give to you,
Love one another!
Love one another!
Love one another!


By this all will know that you are My disciples,
By this all will know that you are My disciples,
Love one another!
Love one another!
Love one another!

John Thirteen, thirty-four and thirty-five.

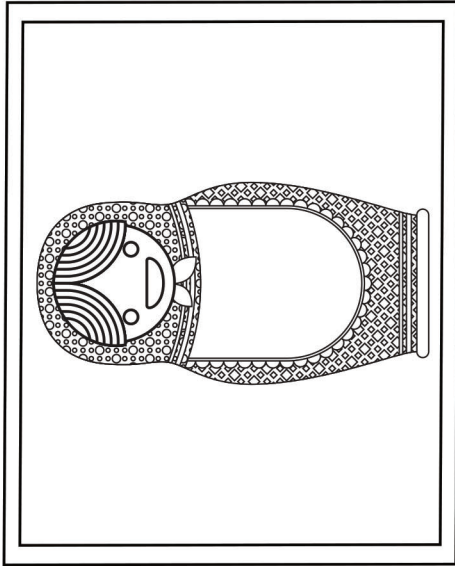
Which four of these clues belong in our story? Which two do not? Put an X in the boxes of the four that belong.




A Little Meal



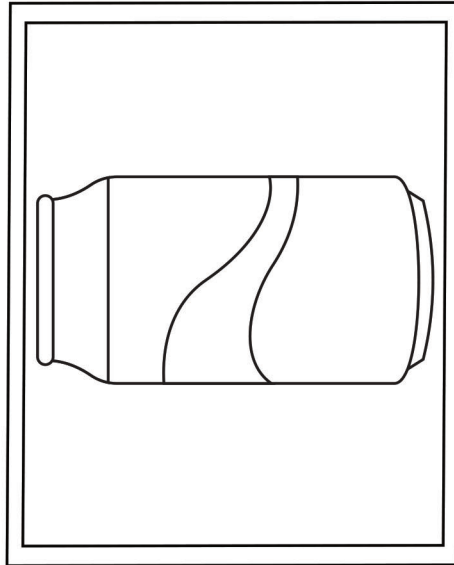
The Holy Spirit in a Heart



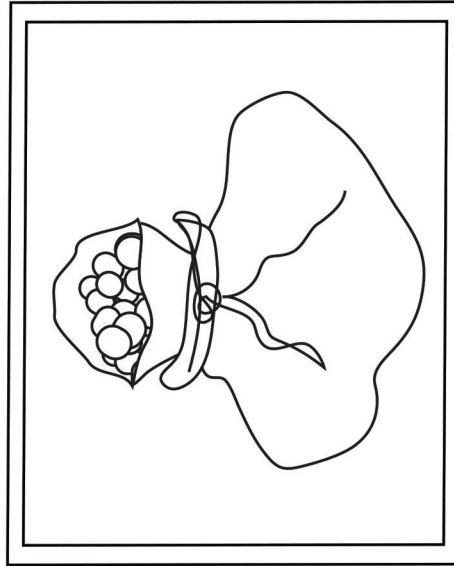
A Doll



Pastor Peter



A Can of Soda



Some Money

Answer: The little meal, the Holy Spirit in a heart, Pastor Peter, and the money belong. The doll and the can of soda do not.

Deep Down Detective Devotion: Unit 15, Bible Truth 3, Lesson 3



Big Question 15 : How Can I Know What God Is Like?

Answer: To Worship God and Love One Another... By Caring for Each Other's Needs!

Bible Truth 3 Meaning

When God's people gather together, they make special promises to believe God's Word and to care for each other. They promise to help each other keep on loving God and living for Him. How do God's people help each other keep these promises? They help each other love God and live for Him. They tell each other about their lives—the many happy things, the sad things, even their sins and their struggles. They pray for each other and remind each other of the truths in God's Word. They want to help everyone to keep growing in their life with God. But they also care for each other's needs. They share their money and their things when someone is hungry or has lost their job. They visit each other when they are sick. They cheer each other up when they are sad or lonely. They want to help everyone to be well-cared for. God gives each little church special leaders that help them care for each other, too. He gives them pastors/elders to teach them God's Word and help them live it out. They comfort those who are scared and weak. They strengthen those who are struggling with sin. They pray for all. God gives each little church special leaders called deacons, too. Deacons help everyone to better care for each other's needs. They spend extra time finding out what people need and helping them get it. Jesus told God's people to love each other and take care of each other just as He has loved and taken care of them. If they do this, Jesus promised that others will see their love and know that they are God's people. They will praise God for how wonderful He is and want to become His people, too. We can become God's people when we turn away from our sins and trust in Jesus as our Savior.

How do I know this is true? The Bible tells me so!

"A new commandment I give to you, that you love one another: just as I have loved you, you also are to love one another. By this all people will know that you are my disciples, if you have love for one another." --John 13:34-35, ESV

Some Questions for You

1. What did Jesus tell His disciples He was going to do on the cross? *He would die to pay for the sins of God's people. Then, on the third day, He would rise from the dead.*
2. Who did Jesus say He would send them to help them? *The Holy Spirit, to live inside their hearts. He would give them the courage and wisdom and power to do everything God wanted them to do.*
3. How did Jesus tell His followers that they should love each other? *They should love each other and care for each other, just as He had loved and cared for them.*
4. What did these believers do after Jesus rose from the dead? *They fellowshiped together, sharing stories about the amazing things God was doing. They ate the Lord's Supper together to remember His death. They prayed to God.*
5. What did the believers do after Jesus rose from the dead to love each other as Jesus loved them? *They helped each other love God and live for Him, by learning the Bible. They shared everything they had to care for each other's needs. They even sold their own things to get money to buy things for other Christians who need something.*
6. Who cared for the believers by preaching God's Word and helping them live it out? *Peter and the other disciples who had been with Jesus. They were the pastors/elders of this little church.*
7. Who cared for the believers by helping them make sure everyone's needs were taken care of? *Deacons, like Stephen and Philip.*
8. What did others think when they saw how the Christians loved each other? *They knew that these people must be followers of Jesus. They wanted to hear the good news of Jesus.*
9. What is the good news of Jesus? *That Jesus died for the sins of all who turn away from their sins and trust in Jesus as their Savior. This is how we can become God's people!*

Let's Pray!

- A** We praise You, God, for being the Savior of Your people, the Church. We praise You for Your kindness and love shown through Your people caring for each other.
- C** God, sometimes we don't want to go to church and care for the needs of others. Sometimes we just want to take care of our own needs. We need a Savior!
- T** Thank You, God, for giving Your people to each other to care for their needs. Thank You for all the people in church who care for our needs.
- S** God, work in our hearts. Help us to turn away from our sins and trust in Jesus as our Savior. Make us Your people! Help us to care for others when we gather at church. In Jesus' name we pray, Amen.

Let's Praise God Right Now!

Big Q & A 15 Hymn: Brethren, We Have Met to Worship

from *Deep Down Detectives ESV Songs 15, track 15*

Verse 1

Brethren, we have met to worship,
And adore the Lord, our God.
Will you pray with all your power,
While we try to preach the Word?

Words: George Atkins Music: William Moore

Big Question 15 Praise Song: Praise the Lord Together

from *Deep Down Detectives ESV Songs 15, track 16*

Praise the Lord together saying:
"Hallelujah, Hallelujah, Hallelujah!"
Praise the Lord together saying:
"Hallelujah, Hallelujah, Hallelujah!" (repeat)

Go to the *Deep Down Detectives Parent Resources for Unit 15* to get the Bible story and many more resources and songs for this unit at praisefactory.org

DDD BQ 15 BT 3 L3 Coloring Sheet/Take Home pg2

The Case of the Copycats*John 13-15, 18-20; Acts*

of BQB

Story-telling Tips

Ahead of time:

1. Read the Bible verses and story. Pray!
2. Choose story action cues and prepare storyboard figures/Story Scenes, if using. (In Visual Aids book)
3. Practice telling story with the storyboard figures/Story Scenes, timing your presentation. Shorten, if necessary.

During your presentation:

1. Maintain as much eye contact as possible as you tell the story.
2. Put up storyboard figures/add story action cues/hold up Story Scenes as you tell the story. Allow the children to help you put them on the board, if desired.
3. Include the children in your story with a few questions about what they think will happen or words/concepts that might be new to them.
4. Watch the kids for signs that their attention span has been reached. Shorten, if necessary.

INTRODUCTION/ LISTENING ASSIGNMENTS

“Our story is called: The Case of the Copycats. Here is your listening assignment.” Read from Detective Dan’s Listening Assignment signs, but questions are summarized below:

Detective Dan’s Lesson #1 Listening Assignment:

A copycat is a nickname for someone who tries to act like someone else.

I need to know:

1. **Who were the people who tried to act like someone else?**
2. **And who was the someone they try to look like? Why?**

Detective Dan’s Lesson #2 Listening Assignment:**Our Bible Verse is John 13:34-35, ESV**

“A new commandment I give to you, that you love one another: just as I have loved you, you also are to love one another. By this all people will know that you are my disciples, if you have love for one another.”

I need to know:

1. **What was Jesus’ love for His people like?**
2. **Who wanted to obey Jesus’ command to love one another as He had loved them?**

Detective Dan’s Lesson #3 Listening Assignment:I found six clues, but two of them are **NOT** in the story.

They are: a little meal; the Holy Spirit in a heart; a doll; Pastor Peter; a can of soda; and some money.

Hold each of them up for the children to see as you identify them.

I need to know:

1. **Which four belong in the story and which two don’t?**
2. **Who prayed for each other and cared for each other’s needs?**

Read the assignment questions, THEN SAY,

“Ok, Deep Down Detectives! Put on your best listening ears and see if you can hear the answers to Detective Dan’s questions. When I finish telling the story, we will see if we can answer all the questions.”

*Read the Bible Truth story, answer questions, present the gospel and lead in prayer.**Answers to questions; the gospel; and, ACTS prayer are included with the story text.*

The Case of the Copycats*John 13-15, 18-20; Acts**Story with lines separating paragraphs (text in bold, optional interaction cues in italics)*

The sun was setting as Jesus and his disciples gathered for supper. It would be their last meal together, their last hours together, before "IT" happened. What was "IT"?

What do you think the "IT" was that was about to happen?

Enemies would come and take Jesus. He would suffer and die on the cross for the sins of God's people.

Jesus knew "IT" was about to happen, but His disciples did not. With only a little time left to teach and prepare them, what did Jesus want them to remember? And how would He tell them?

What do you think Jesus would use to teach them?

Jesus would use FEET and FOOD, right there at the table, to teach them.

Now, feet are always dirty, but they were especially so in Jesus' world. There were no cars back then and very few stone roads. It was walk, walk, walk on sandy, muddy, dirty ground. Camels and donkeys shared with roads, adding more stuff to step in. And, since people wore sandals or went barefoot, you can imagine just how yucky your feet could get. Yes, feet were yucky things and washing them was an everyday, before each meal, dirty business. And so dirty, that only you or your lowest servant would ever touch your feet.

Imagine how horrified the disciples were when Jesus got up from the table that night and began to wash their feet! "Teacher, never wash my feet!" Peter exclaimed. The others agreed. Jesus was God's Son. He shouldn't use His holy, perfect life to clean their dirty, yucky feet!

But Jesus just kept washing. "You can have no part in what I'm doing, if I don't wash your feet," Jesus told Peter. This was a teaching picture about the "IT" Jesus was about to do for them the next day, when He would give up His life on the cross to clean the sin from their hearts. It was something only He could do for them.

Jesus had taught them with feet, now He would teach them more about "IT" with food. Jesus took the bread and wine and gave them to his disciples as two more teaching pictures. "This is my body, broken for you," He told them, as He held out the bread to them to eat. "This is my blood, poured out for you," He told them, as He held out the wine for them to drink. These were pictures of what Jesus would do that next day for them. On the cross, Jesus' body would be broken, and His blood would be poured as the full payment for the sins of God's people. Jesus would use His holy, perfect life to clean the sin from their hearts.

Why would Jesus do such a thing? Why would He suffer and die for God's people? There is only one reason: love. Love for God, His Father. And love for God's people. This was God's plan to save His people. This was the only way. And, as much as Jesus did not like to hurt and suffer, He loved His Father and God's people even more.

"I am about to go away," Jesus told His disciples. "I am making the way for you and all of God's people to come to God. I am going to prepare a place for you to live with God forever. One happy day, I will come back for you to take you home to be with Me," Jesus told them.

"Don't be upset. I'm not leaving you alone. I am sending you a special Comforter-- the Holy Spirit," Jesus promised them. "He will live in your hearts. He will keep us close. He will give you power to do everything God wants you to do," Jesus explained.

But what DID God want them to do? It went back to that one word for everything Jesus did.

Can you guess what that word is?

That one word was "love."

Story with lines separating paragraphs (text in bold, optional interaction cues in italics)

“Show your love for Me by obeying everything I’ve taught you,” Jesus told His disciples. “Love one another as I have loved You. I have loved you so much that I am even going to suffer and die on the cross to be the Savior you need. There is no greater love than that! Now I want you to love each other that much, too!” Jesus told them. “And when you care for each other’s needs like this, others will know that you really are My disciples and God’s people,” He promised them.

Soon everything happened just as Jesus said it would. Soldiers came that night and arrested Jesus. The next day, Jesus suffered and died on the cross for the sins of God’s people. Then, friends came for His body, wrapped it in sweet-smelling spices and clean, white linen, and buried Him in a cave grave. It looked like it was the end for Jesus, but was it?

What do you think?

No, it was not! On Sunday, the third day, Jesus rose from the dead. He appeared to His disciples and taught them many things. Then He went up, up, up through the clouds to rule in heaven. Jesus was gone. Was His help gone, too?

What do you think?

No, it was not! Just as Jesus promised, He sent the Holy Spirit to live in the hearts of His disciples. And with the Holy Spirit’s help, they lived out what Jesus had told them to do.

“Love Me by obeying My commands! Love one another as I have loved you!” Jesus had told them. So, they spread the good news in love. “Turn away from disobeying God. Trust in Jesus as your Savior. Be baptized,” they urged all who would listen.

The Holy Spirit helped the listeners believe. The little church of Christians grew from eleven to 120 to over 3000 people in just a few weeks!

“Love Me by obeying My commands! Love one another as I have loved you!” Jesus had told them. So, they gathered together in love for God and for each other. Peter and Jesus’ other disciples led the believers as their pastors/elders. They preached from God’s Word. They comforted those who were scared and weak. They warned those who were forgetting how Jesus wanted them to live. They helped everyone live out Jesus’ commands. Their loving leadership was God’s good gift to His Church.

Every day, and especially on Sundays, the little church gathered together. As they gathered, the Holy Spirit worked in their hearts and encouraged them. They learned from God’s Word. They fellowshiped and prayed together. They shared stories about the amazing things God was doing and urged each other to keep on loving God and living for Him. They ate the Lord’s Supper together --the special meal of bread and wine that Jesus gave them to eat together to remember His death. They sang praised to their great God. Oh, how they wanted to worship and love the LORD together, just as Jesus told them to! And the Holy Spirit helped them do this.

Story with lines separating paragraphs (text in bold, optional interaction cues in italics)

But they didn't just worship and love the LORD. They loved one another like Jesus did, too. And so, when they gathered together, they promised to care for each other's needs.

Why, these believers shared everything they had with each other—food, clothes, houses, money... EVERYTHING! And if anyone needed anything, they would sell their things and buy whatever was needed. Some people, like Stephen, Philip, and Phoebe were chosen by the church to be deacons. These godly men and women led the little church in caring for the sick, old, and needy among them. They would make sure that no one was overlooked. Oh, how they wanted to love each other, as Jesus told them to! And with the help of God's Holy Spirit, they did.

What glad and giving hearts those first Christians had! How they loved God and one another! And as they did, guess who else noticed?

Can you guess?

Everyone around them! "Look at these people! How they love God and one another! This is something very special," they exclaimed.

And so it was. For WHO did this church of believers look like, as they loved God and loved one another? Their Savior, Himself. Can you tell me His name?

Can you tell me?

It's Jesus!

"If you like what you see in us, it's because of Jesus!" the believers explained. "He has saved us and filled us with His Holy Spirit. He's the One changing our hearts and helping us love God and one another. Let us tell you about Him and how you can become God's people, too!" they exclaimed.

Many years have passed since those first believers gathered together. Some things have changed since those early days, but the most important things have not. Many years have passed since those first believers gathered together. Some things have changed since those early days, but the most important things have not. Jesus still calls His people to keep His commands and to love one another. He still wants them to share the good news of the gospel with everyone. And, He still wants them to gather together each week to worship God and love one another.

As they do, the Holy Spirit will keep working in God's people, helping them look like Jesus to others. "Tell us about Jesus who helps you love like this!" these people will say, and hopefully as they hear the good news of Jesus, they will trust in Him as their Savior, too!

Cracking the Case: (story wrap-up for Listening Assignments)

It's time to see how we did with our Listening Assignment.

Detective Dan's Lesson 1 Listening Assignment:
I need to know:

A copycat is a nickname for someone who tries to act like someone else.

1. Who were the people who tried to act like someone else? Jesus' followers, God's people.

2. And who was the someone they try to look like? Why? They tried to look like Jesus by how they loved God and loved each other.

For You and Me:

God's people want to love each other as Jesus has loved them. They love being a part of God's care for His people. And, when God's people love like Jesus, they help others see what God is like, and be a part of God's plan to tell them the good news of Jesus. We can become God's people, too, when we turn away from our sins and trust in Jesus as our Savior. Then He will work in our hearts and help us love God and love others, too.

Detective Dan's Lesson 2 Listening Assignment:
Our Bible Verse is John 13:34-35, ESV

"A new commandment I give to you, that you love one another: just as I have loved you, you also are to love one another. By this all people will know that you are my disciples, if you have love for one another."

I need to find out:

1. What was Jesus' love for His people like? He chose to put their needs first. He loved them so much that He was willing to suffer and die in their place, for their sins. There is no greater love than this!

2. Who wanted to obey Jesus' command to love one another as He had loved them? Who helped them do this? Jesus' followers did! The Holy Spirit living in their hearts helped them.

For You and Me:

God's people want to love each other as Jesus has loved them. They love being a part of God's care for His people. And, when God's people love like Jesus, they help others see what God is like, and be a part of God's plan to tell them the good news of Jesus. We can become God's people, too, when we turn away from our sins and trust in Jesus as our Savior. Then He will work in our hearts and help us love God and love others, too.

Detective Dan's Lesson 3 Listening Assignment:

Our six clues were: a little meal; the Holy Spirit in a heart; a doll; Pastor Peter; a can of soda; and some money.

1. Which four belong in our story?

The little meal, the Holy Spirit in a heart, Pastor Peter, and the money belong. The doll and the can of soda do not.

2. Who prayed for each other and cared for each other's needs? Jesus' followers, God's people.

For You and Me:

God's people want to love each other as Jesus has loved them. They love being a part of God's care for His people. And, when God's people love like Jesus, they help others see what God is like, and be a part of God's plan to tell them the good news of Jesus. We can become God's people, too, when we turn away from our sins and trust in Jesus as our Savior. Then He will work in our hearts and help us love God and love others, too.

The Gospel (story wrap-up if NOT using Listening Assignments)**Our Bible Truth is:**

**Why Do God's People Go to Church?
To Worship God and Love One Another...
By Caring for Each Other's Needs!**

Why do God's people go to church? To worship God and love one another... by taking care of each other's needs.

God's people love to tell others the good news of Jesus. Why? Because the greatest need that all people have is for God to forgive their sins! You see, we all have chosen to turn away from God and disobey His good laws. We don't deserve His love or to be His people. We deserve His punishment instead. How sad!

But God, in His great mercy, has provided us a way to be forgiven our sins and to become His people. How? Through His Son, Jesus. Jesus came to earth and lived a perfect life. On the cross, He chose to suffer and die, giving up His life as the full payment for sins. On the third day, Jesus rose up from the grave. He had done it! He had beaten sin and death for God's people! Now, all who turn away from their sins and trust in Jesus as their Savior receive God's forgiveness. This is how they become God's people forever. God can help you do this, too! Ask Him to help you! He loves to answer this prayer.
Close in prayer.

Closing ACTS Prayer

- A** We praise You, God, for being the Savior of Your people, the Church. We praise You for Your kindness and love shown through Your people caring for each other.
- C** God, sometimes we don't want to go to church and care for the needs of others. Sometimes we just want to take care of our own needs. We need a Savior!
- T** Thank You, God, for giving Your people to each other to care for their needs. Thank You for all the people in church who care for our needs.
- S** God, work in our hearts. Help us to turn away from our sins and trust in Jesus as our Savior. Make us Your people! Help us to care for others when we gather at church.

In Jesus' name we pray, Amen.

Big Question 15, Bible Truth 3 Overview: Key Concepts**P.7****Unit 15: God's People Gather Together****Unit Big Question (and Answer):** Why Do God's People Go to Church?

To Worship God and Love One Another!

Unit Bible Verse: "And let us consider how to stir up one another to love and good works, not neglecting to meet together." Hebrews 10:24-25, ESV**Bible Truth 3 Concept: To Worship God and Love One Another... By Caring for Each Other's Needs!**

When God's people gather together, they make special promises to believe God's Word and to care for each other. They promise to help each other keep on loving God and living for Him.

How do God's people help each other keep these promises? They help each other love God and live for Him. They tell each other about their lives—the many happy things, the sad things, even their sins and their struggles. They pray for each other and remind each other of the truths in God's Word. They want to help everyone to keep growing in their life with God.

But they also care for each other's needs. They share their money and their things when someone is hungry or has lost their job. They visit each other when they are sick. They cheer each other up when they are sad or lonely. They want to help everyone to be well-cared for.

God gives each little church special leaders that help them care for each other, too. He gives them pastors/elders to teach them God's Word and help them live it out. They comfort those who are scared and weak. They strengthen those who are struggling with sin. They pray for all.

God gives each little church special leaders called deacons, too. Deacons help everyone to better care for each other's needs. They spend extra time finding out what people need and helping them get it.

Jesus told God's people to love each other and take care of each other just as He has loved and taken care of them. If they do this, Jesus promised that others will see their love and know that they are God's people. They will praise God for how wonderful He is and want to become His people, too. We can become God's people when we turn away from our sins and trust in Jesus as our Savior.

Bible Truth 3 Bible Verse: John 13:34-35, ESV

"A new commandment I give to you, that you love one another: just as I have loved you, you also are to love one another. By this all people will know that you are my disciples, if you have love for one another."

Learn a Little: "Love one another: just as I have loved you."**Meaning**

A commandment is a big rule God tells us to obey! What does Jesus command His people to do? To love one another like He has loved them! Wow! That's a lot of love! Only with God's help can God's people do that! But when they do, others will know that they really are God's people! We can become God's people when we turn away from our sins and trust in Jesus as our Savior.

Big Question 15, Bible Truth 3 Overview: Key Concepts

p.8

Bible Truth 3 ACTS Prayer

- A** We praise You, God, for being the Savior of Your people, the Church. We praise You for Your kindness and love shown through Your people caring for each other.
- C** God, sometimes we don't want to go to church and care for the needs of others. Sometimes we just want to take care of our own needs. We need a Savior!
- T** Thank You, God, for giving Your people to each other to care for their needs. Thank You for all the people in church who care for our needs.
- S** God, work in our hearts. Help us to turn away from our sins and trust in Jesus as our Savior. Make us Your people! Help us to care for others when we gather at church. In Jesus' name we pray, Amen.

Bible Truth 3 Story**The Case of the Copycats***John 13-15, 18-20; Acts***Songs Used in Bible Truth 3**

Big Q & A 15 Song

Big Question 15 Song: Why Do God's People Go to Church?

Big Question 15 Bible Verse Song: Stir Up Hebrews 10:24-25, ESV

Big Question 15 Hymn: Brethren, We Have Met to Worship, v.1

Big Question 15 Praise Song: Praise the Lord Together

Bible Truth 3 Bible Verse: A New Commandment John 13:34-35, ESV

*Bible Truth 3 Extra Bible Verse: There Are Different Kinds of Gifts 1 Corinthians 12:4,12,27, NIV 1984**Bible Truth 3 Extra Bible Verse: As Each Has Received a Gift 1 Peter 4:10-11, ESV**Bible Truth 3 Extra Bible Verse: Gift, Gift, Gift 1 Peter 4:10-11, ESV (other version)**Bible Truth 3 Extra Bible Verse: Encourage One Another 1 Thessalonians 5:11,13-15, ESV**Bible Truth 3 Extra Bible Verse: Build One Another Up 1 Thessalonians 5:11,13-15, ESV**Bible Truth 3 Extra Bible Verse: Let Us Hold Fast Hebrew 10:23-25, ESV**Bible Truth 3 Extra Bible Verse: On the First Day of Every Week 1 Corinthians 16:2, HCSB**Bible Truth 3 Extra Bible Verse: An Overseer Must Be Titus 1:6-9, ESV**Bible Truth 3 Extra Bible Verse: Love 1 Corinthians 13:4-8,13, ESV**Bible Truth 3 Extra Bible Verse: Love Is Patient 1 Corinthians 13:4-8, ESV*listen to or download songs for free at <https://praisefactory.org>: Deep Down Detectives Music page

Go and Tell Bible Truth Concept Craft

God's People Care for Each Other's Needs Paper Dolls

Craft Description

The children will create a chain of dolls and glue on hearts and pictures of how God's people care for each other.

Materials

White paper or cardstock

22"x28" Sheets of White Poster board, 1 per 5 crafts (Paper Chain version only)

Markers or crayons

Fabric Scraps, Yarn, Jiggly Eyes (optional, but fun)

Glue

There are 2 versions of this craft.

Version 1: Take Home Sheet

1. Print out the craft page with the figures and the verse on it, one per child. Print out the sheet with hearts on it. You need 3 hearts per craft.
2. Cut up fabric scraps and yarn into small pieces for children to use to decorate the dolls. Or, just let them color them in.
3. Print out and cut apart sets of pictures of ways God's people care for each other's needs.
4. Set out markers/crayons, glue.

Version 2: Paper Doll Chain

1. Print out only the sheet with the paper doll pattern and the hearts. You will need 5 hearts per craft,
2. Place the poster board in front of you with long side (28") as height. Cut out the paper doll template and place it on one end along the top of the poster board. Trace around it. Set the template right below your first picture and draw again. Do this 3 more times until you have a "stack" of 5 dolls with a bit of space left over at the bottom of your poster board.
3. Fold the poster board in accordion fan fashion (over and under) along the end of the left hand of the doll (the doll's left, not yours!). You should wind up with 5 folds with extra on the last fold. (If desired, you may want to use a yard stick to mark the poster board in even folding sections.)
4. Cut out around each of the doll patterns, through all thicknesses of the poster board. This gives you 5 paper chains of 5 dolls. Continue until you have a paper chain for each child.
5. Finish preparation with steps 2-3 of other version of this craft.

Introducing the Craft:

"Our Big Question is: "Why Do God's People Go to Church? To Worship God and Love One Another...by caring for each other's needs!" That's something very good to know. But many people don't know that. So do you know what God wants us to do? He wants us to go and tell others this very important news. So today we are going to make something we can show and tell them, too. Here's what it looks like... (Hold up example of craft)."

Directions for both versions

1. Show children your finished craft, reading the words to them.
2. Have the children color in/decorate their dolls with crayons, fabric scraps, yarn, jiggly eyes, etc.
3. Color in and glue hearts on each doll and pictures of ways God's People care for each other around/along bottom of the dolls when finished decorating.


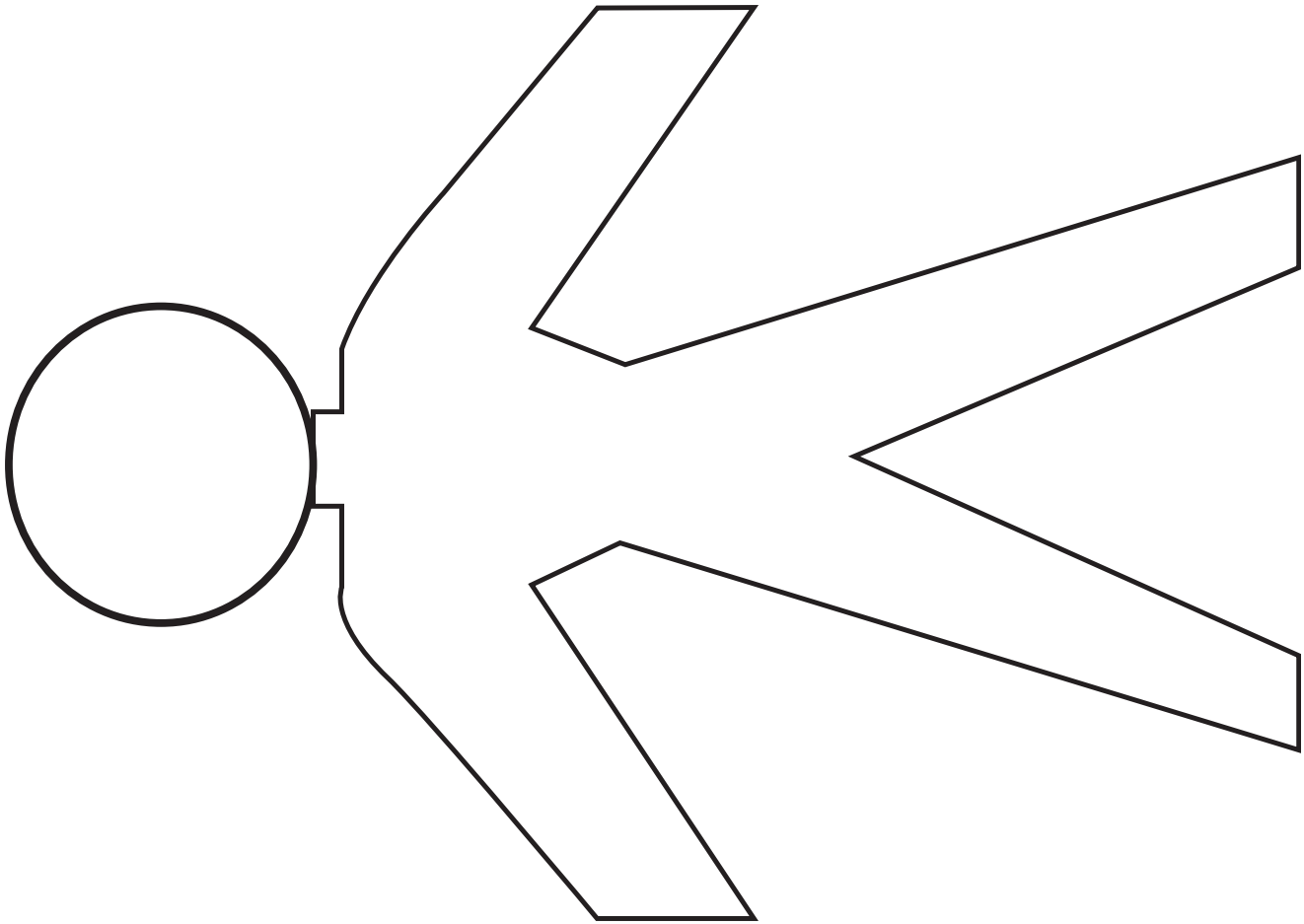
Discussion

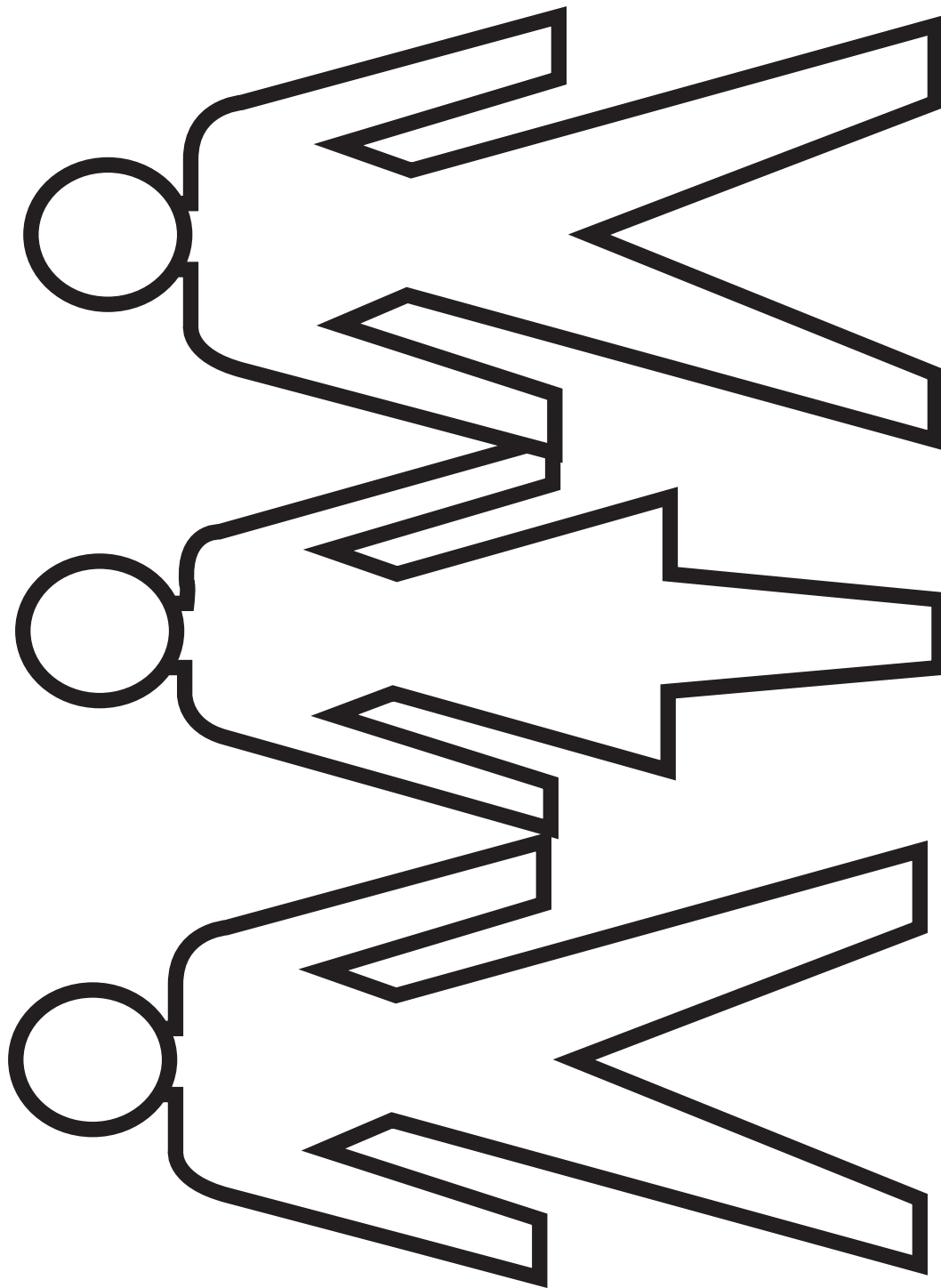
This is an especially good time to re-read the key concepts and discuss them. See the Deep Down Discussion Sheet for possible questions to talk about. Make sure to explain to them how they can become God's people by turning away from their sins and trusting in Jesus as their Savior.

Craft Wrap-Up:

"At the end of our time together today, you get to take home your Go and Tell crafts. And what are you going to do with them? Show and tell someone the important news you've learned today: "Why Do God's People Go to Church? To Worship God and Love One Another...by caring for each other's needs!"


Patterns for Paper Doll Chain and Hearts






**Why Do God's People Go to Church? To Worship God and Love One Another...
by loving others as God has loved them!**

"A new commandment I give to you, that you love one another: just as I have loved you, you also are to love one another. By this all people will know that you are my disciples, if you have love for one another." --John 13:34-35, ESV



Love One Another




Why Do God's People Go to Church? To Worship God and Love One Another... by caring for each other's needs! God's people want to love each other as Jesus has loved them. They love being a part of God's care for His people. And, when God's people love like Jesus, they help others see what God is like, and be a part of God's plan to tell them the good news of Jesus. We can become God's people, too, when we turn away from our sins and trust in Jesus as our Savior. Then He will work in our hearts and help us love God and love others, too.

CAN YOU GUESS BIBLE TRUTH 4:
Why Do God's People Go to Church?
To Worship God and Love
One Another...

By Telling What God Has Done and

HINT: What is the Bible word for
talking with God? It starts with
a "p" and it rhymes with "playing."



Deep Down Detective Devotion: Unit 15, Bible Truth 4, Lesson 1



Big Question 15 : How Can I Know What God Is Like?

Answer: To Worship God and Love One Another... By Caring for Each Other's Needs!

Bible Truth 4 Meaning

When God's people gather together, they share with each other wonderful things God has done. They remind each other of the great things God did long ago in Bible times: how God always kept all His promises and did mighty things to save His people. They hear stories about how God has been at work around the world, bringing many other people to put their trust in Jesus as their Savior. They share with each other how God has been at work in their lives, caring for them and helping them live for Him. Oh, how faithful God has been to His people! Oh, how faithful God continues to be to them! All these stories of God's goodness and faithful helps them to keep on trusting God and living for Him. But God's people don't just talk to each other about what God has done. They also talk to God about them! All these stories of them. They praise and thank Him for what He has done. They confess ways they have disobeyed Him and seek His forgiveness. They ask Him to do more great things, in their lives and around the world. God delights in His people gathering together to pray. Jesus tells us in the Bible that when two or more of God's people are gathered together and praying that He will be there with them in a special way. Whether on their own or gathered together, God's people know God will always answer their prayers in the way He knows is best. We can become God's people, too, when we turn away from our sins and trust in Jesus as our Savior.

How do I know this is true? The Bible tells me so!

"Pray at all times in the Spirit with every prayer and request, and stay alert in this with all perseverance and intercession for all the saints."
--Ephesians 6:18, HCSB

Some Questions for You

1. What kinds of things do God's people share with each other when they gather together? *The many, wonderful things God has done.*
2. What do they want to do when they hear what God has been doing? *They want to praise God and trust Him even more.*
3. Who else do they talk to about what they share, besides each other? *God.*
4. What kinds of things do God's people pray about? *They praise Him; they confess their sins to Him; they thank Him; and, they ask Him to do great things.*
5. What is the best, first prayer that we can pray? *To ask God to help us to turn away from our sins and trust in Jesus as our Savior. This is we become God's people.*

Let's Pray!

A We praise You, God, for saving Your people, the Church. We praise You for Your faithfulness to Your people throughout all time.

God, sometimes we don't want to hear about all the wonderful things You've done for Your people. Sometimes, we don't want to pray

C for You to do more. We just want to think about ourselves and do what we want to do. We need a Savior!

T God, thank You for Your Word, the Bible, that tells us about the great things You did for Your people who lived long ago. Thank You for all You do for Your people today, all around the world. Thank You for letting us hear of Your mighty works, and for using them to help us to keep trusting in You and living for You. Thank You for hearing our prayers to do even more.

S God, work in our hearts. Help us to turn away from our sins and trust in Jesus as our Savior that we might become Your people. Help us to love hearing about the mighty things You have done, long ago and today. Help us to praise You more because of what You have done. Help us to trust You and live for You. Help us to encourage others who gather together with us. In Jesus' name we pray, Amen.

Let's Sing about What We're Learning!

Go to the Deep Down Detectives Parent Resources for Unit 15 to get the Bible story and many more resources and songs for this unit at praisefactory.org

Big Q & A 15 Song from *Deep Down Detectives ESV Songs 15, track 12* (sung to the tune of "This Is the Way We Wash Our Clothes")

Why do God's people go to church?
Go to church? Go to church?
Why do God's people go to church?
To worship God and to love one another!

Big Question 15 Action Rhyme Song from *Deep Down Detectives ESV Songs 15, track 13*

Refrain:

Why do God's people go to church?
To worship God and love one another.
Why do God's people go to church?
To worship God and love one another.

Verse 1:


A church is God's people,
Gathered together.
It's not a building of bricks.
It's made up of people,
Who follow Jesus,
In faith and repentance.
Refrain

Verse 2

God's people gather to
worship God.
To sing His praises and pray.
They listen to preaching,
From God's Word, the Bible,
To better love Him each day.
Refrain

Verse 3

God's people gather to
love one another,
In acts of kindness and grace.
They love one another,
Like sisters and brothers,
Helping all to live God's way.
Refrain



"Pray at all times in the Spirit with every prayer and request, and stay alert in this with all perseverance and intercession for all the saints." -- Ephesians 6:18, HCSB

Deep Down Detective Devotion: Unit 15, Bible Truth 4, Lesson 2



Big Question 15 : How Can I Know What God Is Like?

Answer: To Worship God and Love One Another... By Telling What God Has Done and Praying!

How do I know this is true? The Bible tells me so!

“Pray at all times in the Spirit with every prayer and request, and stay alert in this with all perseverance and intercession for all the saints.” --Ephesians 6:18, HCSB

Learn a Little: “Pray at all times... for all the saints.”

Meaning

“Saints” is a big, Bible word for God’s people. God’s people pray when they gather together at church. They praise God and they confess their sins to Him. They thank Him for all the ways He has cared for them. They ask Him to do more great things and to help them to love Him and live for Him. There is so much to pray for!

Sometimes God’s people get tired of praying. Sometimes God’s plans take much longer than they want. It would be easy to stop praying and give up. But there’s someone who helps God’s people keep on interceding (a big Bible word for praying for others). Who is it? It’s God, Himself. Yes, God’s Holy Spirit is at work inside of each of them helping them even to talk to God. We can become God’s people when we turn away from our sins and trust in Jesus as our Savior.

Some Questions for You

1. What are “saints?” *It is a big, Bible word for God’s people--all who turn away from their sins and trust in Jesus as their Savior.*
2. Who should keep on praying for “the saints,” God’s people? *God’s people should!*
3. When should God’s people pray? *On all occasions... all the time.*
4. What kinds of things do God’s people pray about when they gather together as a church? *They praise God and confess their sins to Him. They thank Him for how He has cared for them. They ask Him to do more, great things and to help them love Him and live for each other.*
5. How can we become one of God’s people? *We can ask God to help us to turn away from our sins and trust in Jesus as our Savior. He loves to answer these prayers!*

Let’s Pray!

- A** We praise You, God, for saving Your people, the Church. We praise You for Your faithfulness to Your people throughout all time.
- C** God, sometimes we don’t want to hear about all the wonderful things You’ve done for Your people. Sometimes, we don’t want to pray for You to do more. We just want to think about ourselves and do what we want to do. We need a Savior!
- T** God, thank You for Your Word, the Bible, that tells us about the great things You did for Your people who lived long ago. Thank You for all You do for Your people today, all around the world. Thank You for letting us hear of Your mighty works, and for using them to help us to keep trusting in You and living for You. Thank You for hearing our prayers to do even more.
- S** God, work in our hearts. Help us to turn away from our sins and trust in Jesus as our Savior that we might be Your people. Help us to love hearing about the mighty things You have done, long ago and today. Help us to praise You more because of what You have done. Help us to trust You and live for You. Help us to encourage others who gather together with us. In Jesus’ name we pray, Amen.


Let’s Sing Our Bible Verse!

Pray, Pray, Pray: Ephesians 6:18, from *Deep Down Detectives ESV Songs 15, track 43*


Pray, pray, pray in the Spirit!
Pray in the Spirit, at all times,
With ev’ry prayer and request,
Pray, pray, pray in the Spirit!

And stay alert in this,
Stay alert with all perseverance,
And intercession for all the saints,
For all the saints,
Pray, pray, pray in the Spirit!
Ephesians Six, eighteen.

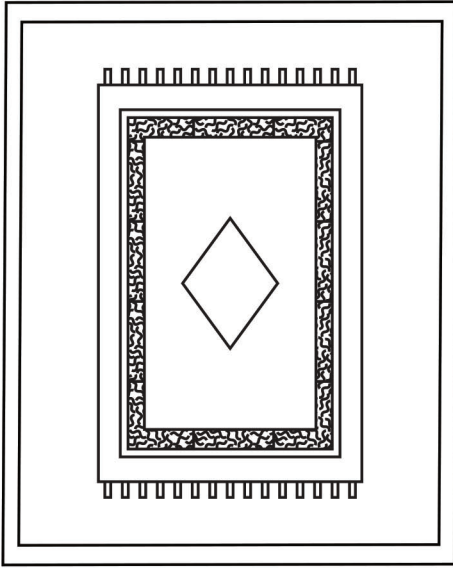
Which four of these clues belong in our story? Which two do not? Put an X in the boxes of the four that belong.



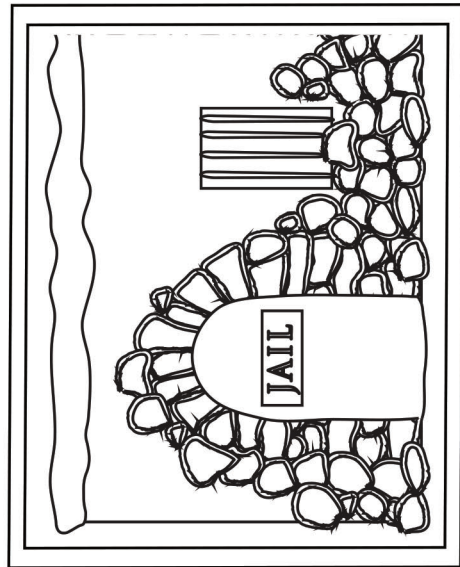
A Flower



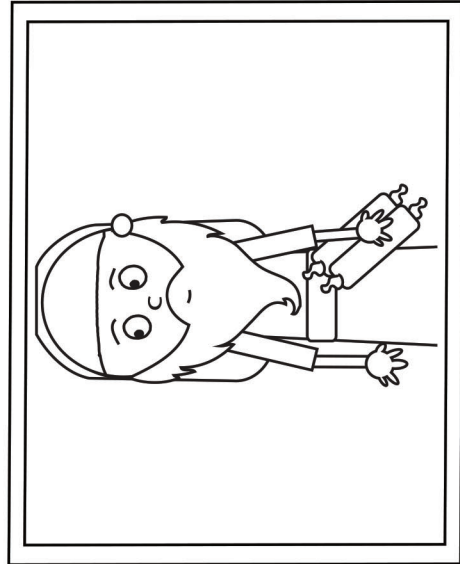
A Servant Girl




A Rug



A Jail



Leaders



An Angel

Answer: The servant girl, jail, leaders and angel belong. The flower and the rug do not.

Deep Down Detective Devotion: Unit 15, Bible Truth 4, Lesson 3



Big Question 15 : How Can I Know What God Is Like?

Answer: To Worship God and Love One Another... By Telling What God Has Done and Praying!

Bible Truth 4 Meaning

When God's people gather together, they share with each other wonderful things God has done. They remind each other of the great things God did long ago in Bible times: how God always kept all His promises and did mighty things to save His people. They hear stories about how God has been at work around the world, bringing many other people to put their trust in Jesus as their Savior. They share with each other how God has been at work in their lives, caring for them and helping them live for Him. Oh, how faithful God has been to His people! Oh, how faithful God continues to be to them! All these stories of God's goodness and faithful helps them to keep on trusting God and living for Him. But God's people don't just talk to each other about what God has done. They also talk to God about them! All these stories of them. They praise and thank Him for what He has done. They confess ways they have disobeyed Him and seek His forgiveness. They ask Him to do more great things, in their lives and around the world. God delights in His people gathering together to pray. Jesus tells us in the Bible that when two or more of God's people are gathered together and praying that He will be there with them in a special way. Whether on their own or gathered together, God's people know God will always answer their prayers in the way He knows is best. We can become God's people, too, when we turn away from our sins and trust in Jesus as our Savior.

How do I know this is true? The Bible tells me so!

"Pray at all times in the Spirit with every prayer and request, and stay alert in this with all perseverance and intercession for all the saints."
--Ephesians 6:18, HCSB

Some Questions for You

1. Why was it getting so hard for the believers in Jerusalem? *Their enemies, and even King Herod, were trying to stop them. The king had taken James and had him killed. Then, he took Peter and put him in prison. He was probably planning to kill him, too.*
2. What did the king do to make sure that Peter did not escape? *He chained him between two soldiers in his jail room and then put two more soldiers outside the door as guards.*
3. What did the believers do while Peter was in jail? *They prayed and prayed that God would rescue him.*
4. How did God rescue Peter? *He sent an angel to him, who helped him out of the jail room, past the guards and through the big gates.*
5. What kinds of things can God's people today pray for? *For God to help His people love each other; to love and obey Him; to help others hear the good news of Jesus and be saved.... and many other things.*
6. How can we become God's people? *By turning away from our sins and trusting in Jesus as our Savior.*

Let's Pray!

- A** We praise You, God, for saving Your people, the Church. We praise You for Your faithfulness to Your people throughout all time.
- C** God, sometimes we don't want to hear about all the wonderful things You've done for Your people. Sometimes, we don't want to pray for You to do more. We just want to think about ourselves and do what we want to do. We need a Savior!
- T** God, thank You for Your Word, the Bible, that tells us about the great things You did for Your people who lived long ago. Thank You for all You do for Your people today, all around the world. Thank You for letting us hear of Your mighty works, and for using them to help us to keep trusting in You and living for You. Thank You for hearing our prayers to do even more.
- S** God, work in our hearts. Help us to turn away from our sins and trust in Jesus as our Savior that we might be Your people. Help us to love hearing about the mighty things You have done, long ago and today. Help us to praise You more because of what You have done. Help us to trust You and live for You. Help us to encourage others who gather together with us. In Jesus' name we pray, Amen.

Let's Praise God Right Now!

Big Q & A 15 Hymn: Brethren, We Have Met to Worship
from *Deep Down Detectives ESV Songs 15, track 15*

Verse 1

Brethren, we have met to worship,
And adore the Lord, our God.
Will you pray with all your power,
While we try to preach the Word?

Words: George Atkins Music: William Moore

Big Question 15 Praise Song: Praise the Lord Together
from *Deep Down Detectives ESV Songs 15, track 16*

Praise the Lord together saying:
"Hallelujah, Hallelujah, Hallelujah!"
Praise the Lord together saying:
"Hallelujah, Hallelujah, Hallelujah!" (repeat)

**The Case of the Amazing Answer***Acts 12:1-18*

Dear Parents,

Big Question #15 is: "Why Do God's People Go to Church?" Your child is learning that To Worship God and Love One Another... By Telling What God Has Done and Praying!"

Here's a copy of the Bible story they are learning along with the "Listening Assignment" for each lesson. These assignments provide a different teaching emphasis for each lesson, helping the children dig deeper into each Bible truth. They match up with your child's take home for each lesson. We hope that these resources help your family to dig down deeper into the truths of God's Word!" Happy digging!

•many more resources for this Big Question can be found online at www.praisefactory.org•

Listening Assignments

"Hey, Kids! Detective Dan, here. Listen carefully to the story and help me answer these questions:

Detective Dan's Lesson #1 Listening Assignment:

I need to find out:

- 1. Who was in trouble? Who prayed for him?**
- 2. What was God's amazing answer?**

Detective Dan's Lesson #2 Listening Assignment:**Our Bible Verse is Ephesians 6:18, HCSB:**

"Pray at all times in the Spirit with every prayer and request, and stay alert in this with all perseverance and intercession for all the saints."

I need to find out:

- 1. What kinds of things did God's people ask God to do?**
- 2. How did God answer these prayers?**

Detective Dan's Lesson #3 Listening Assignment:

I found six clues, but only 4 of them are in the story.

They are: a flower, a servant girl, a rug, a jail, leaders, and an angel. *Hold each of them up for the children to see as you identify them.*

I need to figure out:

- 1. Which four belong in our story?**
- 2. What amazing thing did God's people ask God to do for Peter? How did God answer their prayers?**

Read the assignment questions, THEN SAY,

"Ok, Deep Down Detectives! Put on your best listening ears and see if you can hear the answers to Detective Dan's questions. When I finish telling the story, we will see if we can answer all the questions."

Read the Bible Truth story, answer questions, present the gospel and lead in prayer.

Answers to questions; the gospel; and, ACTS prayer are included with the story text.

The Case of the Amazing Answer *Acts 12:1-18**Story with lines separating paragraphs (text in bold, optional interaction cues in italics)*

Life was exciting for Christians in the big city of Jerusalem. They told the good news of Jesus to all who would listen. Many people not only listened but believed! THOUSANDS of people had turned away from their sins and trusted in Him as their Savior, just weeks after Jesus had risen from the dead and gone to heaven!

These new believers joined the other Christians as they gathered together as a church. This made the Christians so happy! They wanted everyone to be saved from God's punishment for their sins. They wanted everyone to worship God and love one another. How exciting it was to see the Holy Spirit work in the hearts of so many new people!

But life wasn't just EXCITING for these Christians. It was dangerous, too. For while the Christians were happy about all these new believers, there were others in Jerusalem who were very, very angry about it. These enemies would do whatever they could to STOP more people from believing in Jesus.

Perhaps angriest of all the angry people, were the important, Jewish leaders in Jerusalem. They did NOT believe that Jesus was God's Son, the Savior. They thought Jesus was just a fake.

"We must stop those Christians from telling people about Jesus. They are ruining everything," these important leaders told each other. And so, they began to send soldiers to hurt the Christians and put them in jail. They even began to kill some of them.

But no matter what those leaders did, the Christians kept on doing the very things those important leaders did not want them to do. They gathered together to worship God: they prayed together, listened to preaching from God's Word, the Bible, and shared with each other the amazing things God was doing. They gathered together to love one another, too. They cared for each other's needs, making sure everyone had enough food, clothes, and anything else they needed. And when they left their gatherings, what did they do? They kept on telling people about Jesus, that even more might be saved.

"GRRRR," those important leaders were so mad! They must stop these Christians, but how? All Jerusalem waited to see what would happen.

It didn't take long to find out. Herod Agrippa, the Roman king over Jerusalem, had been looking for a way to make friends with the Jewish leaders. The people of Jerusalem didn't want a Roman king, and often disobeyed him. But if Herod could make the Jewish leaders happy, they could help the people be happy with him, too. Getting rid of these Christians was just the chance he was looking for. So, King Herod sent his soldiers to arrest Christians. He even had them kill James, one of Jesus' first disciples! Oh, no!

Now, the Christians were sad, and the Jewish leaders were happy. Herod liked this. His plan was working. So, he decided to capture and maybe kill another, even more important leader of the Christians. You might even be able to guess his name. It starts with a "P" and he was one of Jesus' closest friends.

Can you tell me his name?

It was Peter! Yes, King Herod knew catching Peter would make those Jewish leaders really, REALLY happy! No telling what Herod could get them to do for him, if he got rid of Peter. "Catch Peter and put him in jail," King Herod ordered his soldiers. And that's just what they did. They found Peter and locked him up.

Story with lines separating paragraphs (text in bold, optional interaction cues in italics)

"Guard Peter carefully! Chain him to two soldiers," the soldiers were told. "And put two extra soldiers outside the door of his jail room, just to be sure," King Herold ordered. "We don't want Peter to escape. I will bring him out to the people in a few days and decide what should happen to him then. Perhaps I will kill him like I did James," Herod said.

What would the Christians do now? Their enemies were getting so strong. They had killed James, and now Peter was in jail. What would they do if Herod killed him, too? Should they stop gathering together? Should they stop telling people about Jesus? No, they SHOULDN'T! Could they try to get Peter out of jail? No, they COULDN'T! Then what COULD they do???

What do you think will happen?

The believers knew what to do. They gathered together and asked for help from the One who could always help. Do you know Who that was?

Can you guess?

It was God!!!!

So, the believers gathered together and prayed and prayed and prayed. "Please, God, help Peter to be brave. Please, God, free him from jail. Please, God, help us to keep on telling people about Jesus," they asked Him.

Day after day, night after night, Peter stayed in jail. Day after day, night after night, the little church of believers kept gathering together to pray for him. But still, nothing happened. Didn't God hear them? Wasn't He listening? Didn't He care?

What do you think?

Yes, God heard them. He was listening, and He cared. But He was doing everything in His perfect way and in His perfect time.

At last, it was the very night before King Herod would bring Peter out, and probably kill him. Once again, the church gathered to pray--this time at Mary's house (the mother of John Mark). "Please, God, make Peter bold and brave. Please, God, free him from jail. And please, God, help us to keep on telling people about Jesus," they prayed. And at last, God answered their prayers with a

What do you think He answered their prayers with now? With a "yes" or a "no"?

With a great, big, amazing YES! Let's see what God did.

Deep in the jail, Peter slept, still tied to two soldiers with chains. Outside his jail room, two soldiers still kept guard. They wanted to make sure this night of all nights that Peter did not escape!

But suddenly, a light shone in the jail cell. God had sent someone to help Peter. Who could it be?

Who do you think?

It was an angel from heaven!

Story with lines separating paragraphs (text in bold, optional interaction cues in italics)

The angel struck Peter on the side and woke him saying, **“Get up quickly!”** **“Clank!”** off the chains fell from Peter’s hands and to the ground, by God’s power. **“Get dressed and put on your sandals,”** the angel urged Peter. **“Wrap your cloak around you and follow me.”**

Peter did just what the angel said. He got dressed, then followed the angel through the door, right past the guards, without anyone noticing them. Then **“CREEAK!”** the outer heavy, iron gate of the jail opened for them, all by itself. Peter and the angel passed through the gate and into the dark streets of Jerusalem. **Isn’t God amazing!**

Then, the angel left Peter as suddenly as he came. Peter stood alone in the dark, amazed. The LORD had rescued him! He was free!

Where should Peter go? What should Peter do? Who should Peter tell?

Can you guess?

Peter knew **EXACTLY** where to go and what to do and who to tell! He would tell the other believers!

Peter made his way through the dark streets to the house where the believers gathered to pray. Oh, no! The door was locked. **“Knock, knock!”** Peter rapped on the door of the gateway until Rhoda, the servant girl came. **“It’s me! Let me in!”** Peter whispered to her.

“It’s Peter! It’s Peter! I know his voice! God has rescued him,” Rhoda exclaimed. Rhoda ran to tell to the others the good news, but was so excited that she forgot to let Peter in.

“You are crazy! It can’t be Peter! Peter is in jail!” they told her. How funny that the believers were praying for God to rescue Peter, but didn’t believe He had really done it!

But when Peter kept knocking, and at last, they opened the door. It really **WAS** Peter! Peter motioned for them to be quiet. He had escaped, but how long would it be before his enemies would come looking for him? He must be careful!

Then, Peter shared with the little church the amazing way God had answered their prayers. No enemy could stop God’s people with God answering their prayers! God’s plans would always win! How they all praised God that night for all the amazing things that He had done!

Cracking the Case: (story wrap-up for Listening Assignments)

It's time to see how we did with our Listening Assignment.

Detective Dan's Lesson 1 Listening Assignment:

1. Who was in trouble? Who prayed for him? Peter was in trouble. The little church of believers prayed for him to be rescued.

2. What was God's amazing answer? God sent an angel to free Peter from jail and bring him safely back to them.

For You and Me:

God is the same God today as He was back in Bible times. He wants His people to keep on asking Him to do amazing things. One of the first amazing things we can ask Him to do is help us turn away from our sins and trust in Jesus as our Savior. This is how we become God's people. God loves to answer this prayer and many other ones just as amazing!

**Detective Dan's Lesson 2 Listening Assignment:
Our Bible Verse is Ephesians 6:18, HCSB:**

"Pray at all times in the Spirit with every prayer and request, and stay alert in this with all perseverance and intercession for all the saints."

1. What kinds of things did God's people ask God to do? To rescue Peter from being killed.

2. How did God answer these prayers? God sent an angel to free Peter from jail and bring him safely back to them.

For You and Me:

God is the same God today as He was back in Bible times. He wants His people to keep on asking Him to do amazing things. One of the first amazing things we can ask Him to do is help us turn away from our sins and trust in Jesus as our Savior. This is how we become God's people. God loves to answer this prayer and many other ones just as amazing!

Detective Dan's Lesson 3 Listening Assignment:

Our six clues were: a flower, a servant girl, a rug, a jail, leaders, and an angel. Hold each of them up for the children to see as you identify them.

1. Which four belong in our story?

The servant girl, jail, leaders and angel belong. The flower and the rug do not.

2. What amazing thing did God's people ask God to do for Peter? How did God answer their prayers?

They asked Him to rescue Peter from jail and from being killed. God sent an angel to free Peter from jail and bring him safely back to them.

For You and Me:

God is the same God today as He was back in Bible times. He wants His people to keep on asking Him to do amazing things. One of the first amazing things we can ask Him to do is help us turn away from our sins and trust in Jesus as our Savior. This is how we become God's people. God loves to answer this prayer and many other ones just as amazing!

The Gospel (story wrap-up if NOT using Listening Assignments)**Our Bible Truth is:****Why Do God's People Go to Church?****To Worship God and Love One Another...****By Telling What God Has Done and Praying!**

God's people especially love to share how God saved them. Each one has a special story of how they heard the good news of Jesus, turned away from their sins, and trusted Jesus as their Savior. And it's no wonder they love to tell their story because it is the best day of their life!

We, too, can be God's people when we turn away from our sins and trust in Jesus as our own Savior. It will be the best day of our life, too! There's nothing better than being forgiven by God and having special closeness with Him! Ask Him to help you have this!

Close in prayer.

Closing ACTS Prayer

- A** We praise You, God, for saving Your people, the Church. We praise You for Your faithfulness to Your people throughout all time.
- C** God, sometimes we don't want to hear about all the wonderful things You've done for Your people. Sometimes, we don't want to pray for You to do more. We just want to think about ourselves and do what we want to do. We need a Savior!
- T** God, thank You for Your Word, the Bible, that tells us about the great things You did for Your people who lived long ago. Thank You for all You do for Your people today, all around the world. Thank You for letting us hear of Your mighty works, and for using them to help us to keep trusting in You and living for You. Thank You for hearing our prayers to do even more.
- S** God, work in our hearts. Help us to turn away from our sins and trust in Jesus as our Savior that we might become Your people. Help us to love hearing about the mighty things You have done, long ago and today. Help us to praise You more because of what You have done. Help us to trust You and live for You. Help us to encourage others who gather together with us.

In Jesus' name we pray, Amen.

Big Question 15, Bible Truth 4 Overview: Key Concepts**p.7****Unit 15: God's People Gather Together****Unit Big Question (and Answer):** Why Do God's People Go to Church?

To Worship God and Love One Another!

Unit Bible Verse: "And let us consider how to stir up one another to love and good works, not neglecting to meet together." Hebrews 10:24-25, ESV**Bible Truth 4 Concept: To Worship God and Love One Another...****By Telling What God Has Done and Praying!**

When God's people gather together, they share with each other wonderful things God has done. They remind each other of the great things God did long ago in Bible times: how God always kept all His promises and did mighty things to save His people. They hear stories about how God has been at work around the world, bringing many other people to put their trust in Jesus as their Savior. They share with each other how God has been at work in their lives, caring for them and helping them live for Him. Oh, how faithful God has been to His people! Oh, how faithful God continues to be to them! All these stories of God's goodness and faithful helps them to keep on trusting God and living for Him.

But God's people don't just talk to each other about what God has done. They also talk to God about them! All these stories of them. They praise and thank Him for what He has done. They confess ways they have disobeyed Him and seek His forgiveness. They ask Him to do more great things, in their lives and around the world.

God delights in His people gathering together to pray. Jesus tells us in the Bible that when two or more of God's people are gathered together and praying that He will be there with them in a special way. Whether on their own or gathered together, God's people know God will always answer their prayers in the way He knows is best. We can become God's people, too, when we turn away from our sins and trust in Jesus as our Savior.

Bible Truth 4 Bible Verse: Ephesians 6:18, HCSB

"Pray at all times in the Spirit with every prayer and request, and stay alert in this with all perseverance and intercession for all the saints."

Learn a Little: "Pray at all times... for all the saints."**Meaning**

"Saints" is a big, Bible word for God's people. God's people pray when they gather together at church. They praise God and they confess their sins to Him. They thank Him for all the ways He has cared for them. They ask Him to do more great things and to help them to love Him and live for Him. There is so much to pray for!

Sometimes God's people get tired of praying. Sometimes God's plans take much longer than they want. It would be easy to stop praying and give up. But there's someone who helps God's people keep on interceding (a big Bible word for praying for others). Who is it? It's God, Himself. Yes, God's Holy Spirit is at work inside of each of them helping them even to talk to God. We can become God's people when we turn away from our sins and trust in Jesus as our Savior.

Bible Truth 4 ACTS Prayer

- A** We praise You, God, for saving Your people, the Church. We praise You for Your faithfulness to Your people throughout all time.
- C** God, sometimes we don't want to hear about all the wonderful things You've done for Your people. Sometimes, we don't want to pray for You to do more. We just want to think about ourselves and do what we want to do. We need a Savior!
- T** God, thank You for Your Word, the Bible, that tells us about the great things You did for Your people who lived long ago. Thank You for all You do for Your people today, all around the world. Thank You for letting us hear of Your mighty works, and for using them to help us to keep trusting in You and living for You. Thank You for hearing our prayers to do even more.
- S** God, work in our hearts. Help us to turn away from our sins and trust in Jesus as our Savior that we might become Your people. Help us to love hearing about the mighty things You have done, long ago and today. Help us to praise You more because of what You have done. Help us to trust You and live for You. Help us to encourage others who gather together with us. In Jesus' name we pray, Amen.

Big Question 15, Bible Truth 4 Overview: Key Concepts

P.8

Bible Truth 4 Story

The Case of the Amazing Answer *Acts 12:1-18*

Songs Used in Bible Truth 4

Big Q & A 15 Song

Big Question 15 Song: Why Do God's People Go to Church?

Big Question 15 Bible Verse Song: Stir Up Hebrews 10:24-25, ESV

Big Question 15 Hymn: Brethren, We Have Met to Worship, v.1

Big Question 15 Praise Song: Praise the Lord Together

Bible Truth 4 Bible Verse: Pray, Pray, Pray Ephesians 6:18, HCSB

Bible Truth 4 Extra Bible Verse: Take Up the Whole Armor Ephesians 6:13,16-18, ESV

Bible Truth 4 Extra Bible Verse: Help Us 2 Corinthians 1:13, ESV

listen to or download songs for free at <https://praisefactory.org>: Deep Down Detectives Music page

Go and Tell Bible Truth Concept Craft

Listen, Share and Pray! Fold and Reveal Card

Craft Description

The children will create a tri-fold card that is unfolded to remind them that God's people gather to hear about the great things God has done and to pray for Him to do more.

Materials

White paper or cardstock

Markers or crayons

Preparations

1. Print out the craft pages as one, double-sided page, 1 copy per child, on white paper or (preferably) cardstock.
2. Fold paper along fold lines in accordion fashion, making sure that the "Shhh" picture is on top, edge to the right, first fold on the left.
3. Set out markers/crayons.

Introducing the Craft:

"Our Big Question is: "Why Do God's People Go to Church? To Worship God and Love One Another...by telling what God has done and by praying!" That's something very good to know. But many people don't know that. So, do you know what God wants us to do? He wants us to go and tell others this very important news. So today we are going to make something we can show and tell them, too. Here's what it looks like... (Hold up example of craft)"

Directions

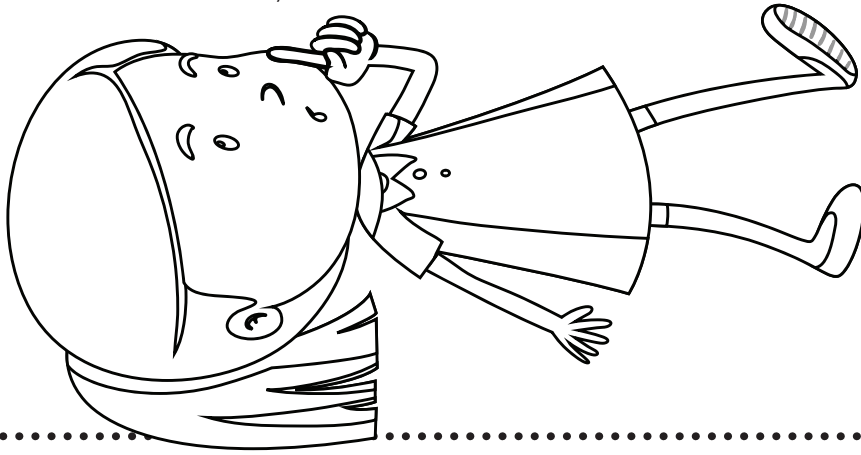
1. Show children your finished craft, reading the words to them.
2. Have the children color in the pictures.
3. Make sure to write each child's name on their craft.
4. If you have time, you can practice saying the words on the card as you unfold each section, starting with the "Shh" and finishing with the "Let's ask Him to do more!"

Discussion

This is an especially good time to re-read the key concepts and discuss them. See Deep Down Discussion Sheet for possible questions to talk about.


Craft Wrap Up:

"At the end of our time together today, you get to take home your Go and Tell crafts. And what are you going to do with them? Show and tell someone the important news you've learned today: "Why Do God's People Go to Church? To Worship God and Love One Another...by telling what God has done and by praying!"




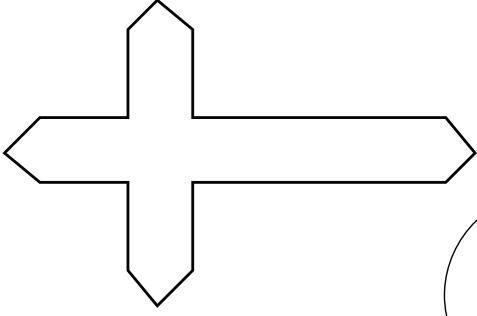
SHHH!

Listen!




God Has Done Great Things!

Let's Ask Him to Do More!



**"Why Do God's People Go to Church?
To Worship God and Love One Another...
by telling what God has done and praying!"**

**"Pray in the Spirit on all occasions with all kinds of
prayers and requests." Ephesians 6:18**




Our Big Question is: "Why Do God's People Go to Church?" We've learned that "To Worship God and Love One Another... By Telling What God Has Done and Praying!" God is the same God today as He was back in Bible times. He wants His people to keep on asking Him to do amazing things. One of the first amazing things we can ask Him to do is help us turn away from our sins and trust in Jesus as our Savior. This is how we become God's people. God loves to answer this prayer and many other ones just as amazing!

The Case of the Amazing Answer Jigsaw Puzzle Page Acts 12:1-18

Make copies of picture and cut out into an appropriate number of pieces for your children.
Or, you can print out color versions of this puzzle by downloading it from praisefactory.org.

Our Big Question is: "Why Do God's People Go to Church?" We've learned that "To Worship God and Love One Another... By Telling What God Has Done and Praying!" God is the same God today as He was back in Bible times. He wants His people to keep on asking Him to do amazing things. One of the first amazing things we can ask Him to do is help us turn away from our sins and trust in Jesus as our Savior. This is how we become God's people. God loves to answer this prayer and many other ones just as amazing!



CAN YOU GUESS BIBLE TRUTH 5:
Why Do God's People Go to Church?
To Worship God and Love
One Another...

By Baptizing People Who Trust in
and Live for

----- !

HINT: What is the name of God's
Son? It starts with a "J" and it
rhymes with "sneezes."



Deep Down Detective Devotion: Unit 15, Bible Truth 5, Lesson 1



Big Question 15 : How Can I Know What God Is Like?

Answer: To Worship God and Love One Another... By Baptizing People Who Trust in and Live for Jesus!

Bible Truth 5 Meaning

Jesus told His disciples to baptize everyone who turns away from their sins and trusts in Him as their Savior. Baptism is a picture of the new life that begins when someone becomes a Christian. God has forgiven their sins and made them His people. God has filled their hearts with His Holy Spirit and made it new. They are leaving their old life behind and beginning a new life of living for Jesus. Not just anyone gets baptized. Baptism is a big deal. The godly leaders at church want to make sure that the person being baptized really understands the good news of Jesus and what it means to live as one of God's people. Sometimes a person is ready to be baptized very soon. But sometimes, the leaders think it's best if the person has more time to make sure that they really understand the good news of Jesus and are ready to live it out. It may not feel good to be told to wait, but the leaders want to do what's best for this person and what's best for the church. On baptism day, God's people gather together to watch, pray and celebrate. The person being baptized stands up and shares the story of how he came to trust in Jesus as his Savior. He tells of his desire to live God's way and to gather together with God's people. Then at last, it's baptism time! The new believer wades into the water with one of the pastors. The pastor holds onto the person as they lean back into the water for a few seconds. This is to remember that Jesus died and was buried for their sins. It's a picture that their old life of disobeying God is over. That life died with Jesus. Then, the pastor helps him/her come up out of the water. This reminds them that Jesus rose from the dead for them. He completely paid God's punishment for the sins. He has forgiven them once and for all. With God's help, they are beginning a new life of knowing, loving and obeying God. Often, everyone claps and cheers as the new believer comes up out of the water. They are so happy that someone else is telling the world that they are one of God's people and want to live for Him forever.

How do I know this is true? The Bible tells me so!

"Repent and be baptized every one of you in the name of Jesus Christ for the forgiveness of your sins." -- Acts 2:38, ESV

Some Questions for You

1. What happens when someone says sorry to God for their sins and trusts Jesus as their Savior? *God forgives them and saves them.*
2. What did Jesus tell people to do after they trust Him as their Savior? *Be baptized.*
3. What is going down in the water a picture of? *Remembering that Jesus died and was buried for their sins; and, that their old life of disobeying God is over.*
4. What is coming up out of the water a picture of? *Remembering that Jesus rose from the dead and beat death for them; and, that their new life as one of God's people has begun.*
5. Why do God's people like baptisms? *They get to hear the story how someone began a Christian; and, because they are happy that someone else has become one of God's people.*
6. What story do God's people tell before they are baptized? *They tell the story of how they heard the good news of Jesus and were saved.*
7. Why are some people asked to wait before they are baptized? *To give them more time to understand what it means to be a Christian and to make sure they are really ready to live for God. It is a very big deal to be baptized.*
8. How can we become God's people? *By turning away from our sins and trusting in Jesus as our Savior.*

Let's Pray!

- A** We praise You, God, for saving Your people, the Church, through Jesus. He is why we can become Your people.
- C** God, we know that we can never become Your people on our own. We have all turned away from You and Your good ways. We need a Savior!
- T** God, thank You for providing the way for us to become Your people through Jesus. Thank You for giving a new life to all who turn away from their sins and trust in Him. Thank You for giving us baptism to help us remember the new way of life You give to all who do this.
- S** God, work in our hearts. Help us to turn away from our sins and trust in Jesus as our Savior. Help us to one day be able to stand before God's people and tell the story of how You saved us. Help us to trust our leaders to know when we are ready to be baptized and when we need to still wait and grow. In Jesus' name we pray, Amen.

Let's Sing about What We're Learning!

Go to the Deep Down Detectives Parent Resources for Unit 15 to get the Bible story and many more resources and songs for this unit at praisefactory.org.

Big Q & A 15 Song from *Deep Down Detectives ESV Songs 15, track 12* (sung to the tune of "This Is the Way We Wash Our Clothes")

Why do God's people go to church?
Go to church? Go to church?
Why do God's people go to church?
To worship God and to love one another!

Big Question 15 Action Rhyme Song from *Deep Down Detectives ESV Songs 15, track 13*

Refrain:

Why do God's people go to church?
To worship God and love one another.
Why do God's people go to church?
To worship God and love one another.

Verse 1:

A church is God's people,
Gathered together.
It's not a building of bricks.
It's made up of people,
Who follow Jesus,
In faith and repentance.
Refrain

Verse 2

God's people gather to
worship God.
To sing His praises and pray.
They listen to preaching,
From God's Word, the Bible,
To better love Him each day.
Refrain

Verse 3

God's people gather to
love one another,
In acts of kindness and grace.
They love one another,
Like sisters and brothers,
Helping all to live God's way.
Refrain



**“Repent and be baptized every one of you in the name of Jesus Christ
for the forgiveness of your sins.” -- Acts 2:38, ESV**

Deep Down Detective Devotion: Unit 15, Bible Truth 5, Lesson 2



Big Question 15: Why Do God's People Go to Church?

Answer: To Worship God and Love One Another... By Baptizing People Who Trust in and Live for Jes

How do I know this is true? The Bible tells me so!

"Repent and be baptized every one of you in the name of Jesus Christ for the forgiveness of your sins." -- Acts 2:38, ESV

Learn a Little: "Repent and be baptized in the name of Jesus Christ."

Meaning

What a wonderful gift God has given us in Jesus! Through Him, we can be forgiven our sins and can become God's people forever. What do we have to do to receive this gift? Repent of our sins (that is, turning away from wanting to disobey God and live for Him instead) and trust in Jesus as our Savior. God promises to save all who come to Him like this! And what happens when someone does this? God hears his prayers and forgives him. God puts His Holy Spirit in their heart and they begin a whole new life with God. God wants all who repent and believe in Jesus to be baptized as a special sign to everyone of what has happened inside their heart. Their old way of living is gone. They are forgiven! They are saved! And now they belong to God and live for Him! Have you ever been to a baptism? We can become one of God's people, too, when we turn away from our sins and trust in Jesus as our Savior.

Some Questions for You

1. What does "repent" mean? *It means to turn away from your sins.*
2. Who do God's people trust in as their Savior? *Jesus.*
3. What does God do when repent of our sins and trust in Jesus as our Savior? *He forgives our sins and makes us His people.*
4. What did Jesus want God's people to do to show everyone that they were beginning to live a new life for God? *To be baptized.*
5. What happens when someone is baptized? *They stand up before the church and tell how they turned from their sins and trusted in Jesus as their Savior. They promise to live a new life for God. They go down in the water with the pastor. He gently puts them in the water, then brings them back up. It is a sign that their old life is gone. Now they are living a new life for God.*
6. How can we become one of God's people? *By turning away from our sins and trusting in Jesus as our Savior.*

Let's Pray!

- A** We praise You, God, for saving Your people, the Church, through Jesus. He is why we can become Your people.
- C** God, we know that we can never become Your people on our own. We have all turned away from You and Your good ways. We need a Savior!
- T** God, thank You for providing the way for us to become Your people through Jesus. Thank You for giving a new life to all who turn away from their sins and trust in Him. Thank You for giving us baptism to help us remember the new way of life You give to all who do this.
- S** God, work in our hearts. Help us to turn away from our sins and trust in Jesus as our Savior. Help us to one day be able to stand before God's people and tell the story of how You saved us. Help us to trust our leaders to know when we are ready to be baptized and when we need to still wait and grow. In Jesus' name we pray, Amen.

Let's Sing Our Bible Verse!

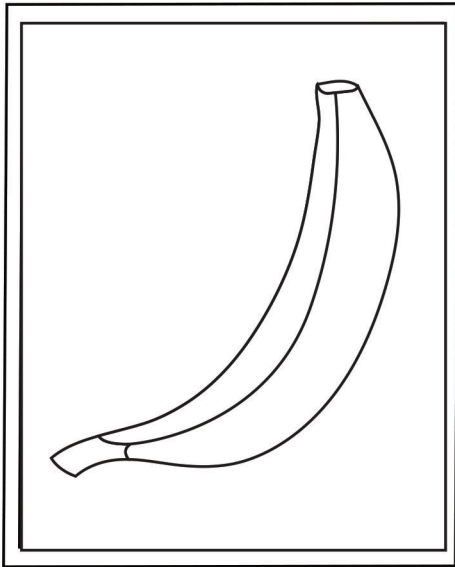
Repent, Repent and Be Baptized: Acts 2:38-39, ESV from *Deep Down Detectives ESV Songs 15, track 46*

Repent, repent and be baptized,
 Ev'ry one of you,
 In the name of Jesus Christ,
 For forgiveness of your sins.
 You will receive the Holy Spirit, the promise is for all,
 For all the Lord our God calls,
 For all the Lord calls.
 Acts Two, thirty-eight and nine.


Go to the *Deep Down Detectives Parent Resources for Unit 15* to get the Bible story and many more resources and songs for this unit at praisefactory.org

DDD BQ 15 BT 5 L2 Coloring Sheet/Take Home pg2


Which four of these clues belong in our story? Which two do not? Put an X in the boxes of the four that belong.




A Banana




The Holy Spirit in a Heart




The Bible



Water



A Tree



Listeners

Answer: The Holy Spirit living in a heart, the Bible, the water and the listeners belong. The banana and the tree do not.

Deep Down Detective Devotion: Unit 15, Bible Truth 5, Lesson 3



Big Question 15 : How Can I Know What God Is Like?

Answer: To Worship God and Love One Another... By Baptizing People Who Trust in and Live for Jesus!

Bible Truth 5 Meaning

Jesus told His disciples to baptize everyone who turns away from their sins and trusts in Him as their Savior. Baptism is a picture of the new life that begins when someone becomes a Christian. God has forgiven their sins and made them His people. God has filled their hearts with His Holy Spirit and made it new. They are leaving their old life behind and beginning a new life of living for Jesus. Not just anyone gets baptized. Baptism is a big deal. The godly leaders at church want to make sure that the person being baptized really understands the good news of Jesus and what it means to live as one of God's people. Sometimes a person is ready to be baptized very soon. But sometimes, the leaders think it's best if the person has more time to make sure that they really understand the good news of Jesus and are ready to live it out. It may not feel good to be told to wait, but the leaders want to do what's best for this person and what's best for the church. On baptism day, God's people gather together to watch, pray and celebrate. The person being baptized stands up and shares the story of how he came to trust in Jesus as his Savior. He tells of his desire to live God's way and to gather together with God's people. Then at last, it's baptism time! The new believer wades into the water with one of the pastors. The pastor holds onto the person as they lean back into the water for a few seconds. This is to remember that Jesus died and was buried for their sins. It's a picture that their old life of disobeying God is over. That life died with Jesus. Then, the pastor helps him/her come up out of the water. This reminds them that Jesus rose from the dead for them. He completely paid God's punishment for the sins. He has forgiven them once and for all. With God's help, they are beginning a new life of knowing, loving and obeying God. Often, everyone claps and cheers as the new believer comes up out of the water. They are so happy that someone else is telling the world that they are one of God's people and want to live for Him forever.

How do I know this is true? The Bible tells me so!

"Repent and be baptized every one of you in the name of Jesus Christ for the forgiveness of your sins." -- Acts 2:38, ESV

Some Questions for You

1. What did Jesus tell his disciples to do before He went up to heaven? *To wait, then go.*
2. What were they supposed to wait for? *For the Holy Spirit to come and live inside their hearts. He would give them the power and wisdom and courage to do everything Jesus told them to do.*
3. Where were they supposed to go? *To all parts of the world, telling people the good news of Jesus and teaching them how to live as God's people. They were to baptize the people who did this, showing that they had turned away from their old life and had begun a new life as God's dearly loved people.*
4. Who did they baptize? *Those who had turned away from their sins and trusted in Jesus as their Savior.*
5. What new life did the believers promise to live with the help of God's Holy Spirit? *A life lived out for God.*
6. Where did the disciples go? *They started in their own city, Jerusalem; then, they went to the land of their enemies who lived next to them; then, they went to other faraway places. Everywhere they went, they told the good news of Jesus, taught people how to live as God's people and baptized all who turned away from their sins and trusted in Jesus as their Savior.*
7. How can we become God's people? *By turning away from our sins and trusting in Jesus as our Savior. And if we do, there will come a special day when we are baptized, too!*

Let's Pray!

- A** We praise You, God, for saving Your people, the Church, through Jesus. He is why we can become Your people.
- C** God, we know that we can never become Your people on our own. We have all turned away from You and Your good ways. We need a Savior!
- T** God, thank You for providing the way for us to become Your people through Jesus. Thank You for giving a new life to all who turn away from their sins and trust in Him. Thank You for giving us baptism to help us remember the new way of life You give to all who do this.
- S** God, work in our hearts. Help us to turn away from our sins and trust in Jesus as our Savior. Help us to one day be able to stand before God's people and tell the story of how You saved us. Help us to trust our leaders to know when we are ready to be baptized and when we need to still wait and grow. In Jesus' name we pray, Amen.

Let's Praise God Right Now!

Big Q & A 15 Hymn: Brethren, We Have Met to Worship
from *Deep Down Detectives ESV Songs 15, track 15*

Verse 1


Brethren, we have met to worship,
And adore the Lord, our God.
Will you pray with all your power,
While we try to preach the Word?

Words: George Atkins Music: William Moore

Big Question 15 Praise Song: Praise the Lord Together
from *Deep Down Detectives ESV Songs 15, track 16*

Praise the Lord together saying:
"Hallelujah, Hallelujah, Hallelujah!"
Praise the Lord together saying:
"Hallelujah, Hallelujah, Hallelujah!" (repeat)

Go to the *Deep Down Detectives Parent Resources for Unit 15* to get the Bible story and many more resources and songs for this unit at praisefactory.org

Deep Down Devotions: Unit 15, Bible Truth 5 Story Concepts**The Case of the Up and Down Sign**

Matthew 28; Acts 1-2, 8:35-36, 10:47, 16:14-15,31-34

Dear Parents,

Big Question #15 is: "Why Do God's People Go to Church?" Your child is learning that "To Worship God and Love One Another... By Baptizing People Who Trust in and Live for Jesus."

Here's a copy of the Bible story they are learning along with the "Listening Assignment" for each lesson. These assignments provide a different teaching emphasis for each lesson, helping the children dig deeper into each Bible truth. They match up with your child's take home for each lesson. We hope that these resources help your family to dig down deeper into the truths of God's Word!" Happy digging!

•many more resources for this Big Question can be found online at www.praisefactory.org•

Listening Assignments

"Hey, Kids! Detective Dan, here. Listen carefully to the story and help me answer these questions:

Detective Dan's Lesson #1 Listening Assignment:

I need to find out:

- 1. What did Jesus tell new believers to do as a sign of their new life in God?**
- 2. Why did they go up and down in the water when they did the special sign?**

Detective Dan's Lesson #2 Listening Assignment:

Our Bible Verse is Acts 2:38, ESV

"Repent and be baptized every one of you in the name of Jesus Christ for the forgiveness of your sins."

I need to find out:

- 1. Who repented of their sins? How did their lives look different?**
- 2. What did they do as a sign that their lives have changed?**

Detective Dan's Lesson #3 Listening Assignment:

I found six clues, but only 4 of them are in the story.

They are: a banana, the Holy Spirit living in a heart, a Bible, water, a tree, and listeners.

Hold each of them up for the children to see as you identify them.

I need to figure out:

- 1. Which four belong in the story and which two don't?**
- 2. What did the new believers confess to God? How did they ask him to help them live?**

Read the assignment questions, THEN SAY,

"Ok, Deep Down Detectives! Put on your best listening ears and see if you can hear the answers to Detective Dan's questions. When I finish telling the story, we will see if we can answer all the questions."

Read the Bible Truth story, answer questions, present the gospel and lead in prayer.

Answers to questions; the gospel; and, ACTS prayer are included with the story text.

The Case of the Up and Down Sign *Matthew 28; Acts 1-2, 8:35-36, 10:47, 16:14-15,31-34*

Story with lines separating paragraphs (text in bold, optional interaction cues in italics)

“Wait, then go!” Jesus told His disciples. “WAIT in Jerusalem until you receive God’s Holy Spirit. He will live in your hearts and will give you the power to do everything God wants you to do,” Jesus told them. “Then, GO! Go into all the world, to all peoples, everywhere. Tell them about Me.” Jesus told His disciples.

“Tell them to turn away from disobeying God and trust in Me as their Savior. Teach them everything I’ve taught you. Baptize these new believers. This tells everyone that they are God’s people and My disciples. They are choosing to turn away from their old life and now live to please God, instead,” Jesus said. “You won’t see me anymore. I’m going to heaven now,” Jesus told His disciples. “But I still will be with you always until I return to earth, at the end of time,” He promised.

And that’s just what happened. Jesus went up, up, up to heaven, and His disciples went back to Jerusalem to wait for the Holy Spirit.

And wait, they did. One day, two days, three days, a week, even nine days! Still no Holy Spirit! Would He ever come? Had Jesus forgotten His promise?

What do you think?

NO, Jesus had not forgotten. YES, the Holy Spirit would come. He was waiting for the perfect time: DAY 10, the Day of Pentecost. Suddenly, “Whoosh,” there was a sound like a great wind in the room. Then, “Sparkle, sparkle,” something that looked like flames of fire appeared over their heads. After this grand announcement, the Holy Spirit came quietly to live in the hearts of all the believers who gathered together that day.

The Holy Spirit might have come quietly, but He came powerfully, too! He gave the believers strength and courage and wisdom to do everything God wanted them to do.

The believers had waited. The Holy Spirit had come. Now what it was time to do? Can you remember what Jesus told them to do?

Can you remember?

Now it was time to GO!

But, go WHERE?

Can you remember?

Story with lines separating paragraphs (text in bold, optional interaction cues in italics)

Jesus told them to go to the whole world. And WHAT were they to take to the whole world? Can you tell me what their special message was?

Can you tell me?

The good news of JESUS!

So, that's what they did, starting right there in Jerusalem. "Jesus is God's Son, come to save sinners from the punishment they deserve from God," Peter told a huge crowd in Jerusalem. "Turn away from disobeying God! Trust in Jesus as your Savior!" he urged them. "Be baptized as a sign that God has forgiven you and you are living a new life for Him."

The Holy Spirit helped Peter tell the good news of Jesus that day. The Spirit worked in the hearts of the listeners, too. Many people heard and believed. The Bible tells us about 3000 of them became God's people that one day! How wonderful!

When someone becomes one of God's people, God works BIG changes in them. There's a change of heart on the INSIDE, and a change of life on the OUTSIDE. They are like brand-new people. Jesus gave God's people a special sign as a picture of this new beginning. Can you remember what it is?

Can you remember?

It's baptism. One by one, Peter led these new believers into the water to be baptized. "I baptize you in the name of God, the Father, Jesus, the Son of God, and God, the Holy Spirit," he told each person. Then, Peter carefully lowered each down into the water. Down they went, as a picture of their old life gone and their sins forgiven, taken away by Jesus when He died on the cross and was buried in a grave. Then a moment later, Peter lifted them back up out of the water. Up they came, as a picture of their new life for God begun. A new life given to them by Jesus, who rose from the dead. He had beaten sin and death for them. Now, they would get to live forever with God!

Baptism was a big step for these believers. No, it didn't save them from their sins, or make them God's people. God saves all who turn away from their sins and trust in Jesus as their Savior, whether they are baptized or not. But, baptism WAS a very BIG sign. It told everyone: "They will show you what Jesus is like and how God wants us to live, loving Him and loving one another!"

And others certainly did watch these new believers and all these baptisms. Enemies watched and were angry. But many others watched, and when they saw the changed lives of these new believers, they wanted to hear about Jesus, too.

Baptism was a sign of another very happy gift from God: the gift of a new family. God had made these new believers a part of His family, the Church. Now, they were God's children, and all the other believers were their new, adopted brothers and sisters through Jesus. They gathered all together, listening to preaching from God's Word and learning how to live as God's people. They praised God and cared for each other's needs. Oh, how the Church in Jerusalem was growing and enjoying new life in Jesus!

But Jerusalem was just the beginning of the "Go" Jesus had given them. Where else did Jesus tell them to go and make disciples?

Can you tell me?

To the WHOLE WORLD! So, away they went!

Story with lines separating paragraphs (text in bold, optional interaction cues in italics)

Philip went to the land of Samaria, just outside of Israel. The Holy Spirit helped him tell them the good news of Jesus: "Jesus is God's Son, come to save sinners from the punishment they deserve from God," Philip told the people of Samaria. "Turn away from disobeying God! Trust in Jesus as your Savior! Be baptized as a sign that God has forgiven you and you are living a new life for Him," he urged them.

The Holy Spirit helped Philip tell the good news of Jesus that day, and He worked in the hearts of the listeners, too. Many turned away from their sins, trusted in Jesus as their Savior and were baptized.

Philip gathered them together into a new, little church of believers. They listened to Philip preach God's Word, and they learned how to live as God's people. They praised God together and cared for each other's needs. Oh, how the Church in Samaria was growing and enjoying new life in Jesus!

But Samaria wasn't the ends of the earth. It was only the land next door to Israel. There were many more people, in many other places, who needed to hear the good news of Jesus, too.

So, away went Paul and Barnabas, Timothy and Titus, over the mountains and across the sea, to tell these people. "Jesus is God's Son, come to save sinners from the punishment they deserve from God," they told all who would listen. "Turn away from disobeying God! Trust in Jesus as your Savior! Be baptized as a sign that God has forgiven you and you are living a new life for Him," they urged everyone.

The Holy Spirit helped these men tell the good news of Jesus, and who else was He helping at the same time?

Can you guess?

The Holy Spirit was helping the people listening, too. He gave them the gift of faith to hear and believe.

They turned away from their sins, trusted in Jesus as their Savior, and THEN what did they do?

Can you tell me?

They were baptized! Then, Paul and Barnabas, Timothy and Titus gathered together these new believers into little churches. The believers listened to these pastors preach God's Word, and they learned how to live as God's people. They praised God together and cared for each other's needs. Oh, how the church in these faraway places was growing and enjoying new life in Jesus!

Many years have passed since Jesus sent out those first Christians to share the gospel with the world. But sadly, there are still so many people, in so many places, who have never about Jesus.

And that's why Christians today are still obeying Jesus' command to go. That's why they are still telling people to turn away from disobeying God and to trust in Jesus as their Savior. And, they are still baptizing all who do, as a sign that they have been forgiven by God and are living a new life for Him.

And Christians will keep on going, and telling, and baptizing new believers until the Church has finished growing and Jesus comes back. Then, at last, all of God's people will be gathered all together, as one, big family, to live with God forever. What a wonderful day that will be!

Cracking the Case: (story wrap-up for Listening Assignments)

It's time to see how we did with our Listening Assignment.

Detective Dan's Lesson 1 Listening Assignment:

1. What did Jesus tell new believers to do as a sign of their new life in God? To be baptized.

2. Why did they go up and down in the water when they did the special sign? They went down in the water to remember that their sins had been buried down in the grave with Jesus. They went up, out of the water to remember that God had forgiven their sins and was giving them new life with Jesus who rose up from the dead. Jesus had beaten sin and death for them!

For You and Me:

When we turn away from our sins and trust in Jesus as our Savior, a day will come when we, too, will be baptized. It will be a wonderful day of showing that we are turning from our old life of living for ourselves and have begun a new life of living for God, by the help of His Holy Spirit.

Detective Dan's Lesson 2 Listening Assignment:**Our Bible Verse is Acts 2:38, ESV**

"Repent and be baptized every one of you in the name of Jesus Christ for the forgiveness of your sins."

1. Who repented of their sins? How did their lives look different? The new believers repented of their sins and trusted in Jesus as their Savior. The Holy Spirit lived inside of them. He helped them to love God and live for Him, instead of living their old way.

2. What did they do as a sign that their lives had changed? They were baptized so the world could know they were choosing to live as followers of Jesus.

For You and Me:

When we turn away from our sins and trust in Jesus as our Savior, a day will come when we, too, will be baptized. It will be a wonderful day of showing that we are turning from our old life of living for ourselves and have begun a new life of living for God, by the help of His Holy Spirit.

Detective Dan's Lesson 3 Listening Assignment:

Our six clues were: a banana, sin in a heart, a Bible, water, a tree, and listeners.

1. Which four belong in our story?

The Holy Spirit living in a heart, the Bible, the water and the listeners belong. The banana and the tree do not.

2.. What did the new believers confess to God? How did they ask Him to help them live? They confess their sins to God. They asked God to help them love Him and live for Him now.

For You and Me:

When we turn away from our sins and trust in Jesus as our Savior, a day will come when we, too, will be baptized. It will be a wonderful day of showing that we are turning from our old life of living for ourselves and have begun a new life of living for God, by the help of His Holy Spirit.

The Gospel (story wrap-up if NOT using Listening Assignments)**Our Bible Truth is:****Why Do God's People Go to Church?****To Worship God and Love One Another...****By Baptizing People Who Trust in and Live for Jesus!**

Why do God's people go to church? To worship God and love one another... by baptizing people who trust and live for Jesus!

It is a very special day when one of God's people is baptized. It's a special time that show to others that they have turned away from their sins and have trusted Jesus as their Savior. Their baptism is a sign to the world that their old way of life is gone. They are living for Jesus now. How do we become God's people? By turning away from our sins and trusting in Jesus as our Savior. He will fill you with His Holy Spirit and you will know Him in your heart. There will come a special day when you get to be baptized and share with the church the story of how God worked in your life and saved you! But even better than that day, will be the day when you leave this life behind and go to live with God forever! That will be best of all! God can help you do this, too! Ask Him to help you! He loves to answer this prayer.

Close in prayer.

Closing ACTS Prayer

- A** We praise You, God, for saving Your people, the Church, through Jesus. He is why we can become Your people.
- C** God, we know that we can never become Your people on our own. We have all turned away from You and Your good ways. We need a Savior!
- T** God, thank You for providing the way for us to become Your people through Jesus. Thank You for giving a new life to all who turn away from their sins and trust in Him. Thank You for giving us baptism to help us remember the new way of life You give to all who do this.
- S** God, work in our hearts. Help us to turn away from our sins and trust in Jesus as our Savior. Help us to one day be able to stand before God's people and tell the story of how You saved us. Help us to trust our leaders to know when we are ready to be baptized and when we need to still wait and grow.

In Jesus' name we pray, Amen.

Big Question 15, Bible Truth 5 Overview: Key Concepts

p.7

Unit 15: God's People Gather Together**Unit Big Question (and Answer):** Why Do God's People Go to Church?

To Worship God and Love One Another!

Unit Bible Verse: "And let us consider how to stir up one another to love and good works, not neglecting to meet together." Hebrews 10:24-25, ESV**Bible Truth 5 Concept: To Worship God and Love One Another... By Baptizing People Who Trust in and Live for Jesus!**

Jesus told His disciples to baptize everyone who turns away from their sins and trusts in Him as their Savior. Baptism is a picture of the new life that begins when someone becomes a Christian. God has forgiven their sins and made them His people. God has filled their hearts with His Holy Spirit and made it new. They are leaving their old life behind and beginning a new life of living for Jesus.

Not just anyone gets baptized. Baptism is a big deal. The godly leaders at church want to make sure that the person being baptized really understands the good news of Jesus and what it means to live as one of God's people. Sometimes a person is ready to be baptized very soon. But sometimes, the leaders think it's best if the person has more time to make sure that they really understand the good news of Jesus and are ready to live it out. It may not feel good to be told to wait, but the leaders want to do what's best for this person and what's best for the church.

On baptism day, God's people gather together to watch, pray and celebrate. The person being baptized stands up and shares the story of how he came to trust in Jesus as his Savior. He tells of his desire to live God's way and to gather together with God's people.

Then at last, it's baptism time! The new believer wades into the water with one of the pastors. The pastor holds onto the person as they lean back into the water for a few seconds. This is to remember that Jesus died and was buried for their sins. It's a picture that their old life of disobeying God is over. That life died with Jesus. Then, the pastor helps him/her come up out of the water. This reminds them that Jesus rose from the dead for them. He completely paid God's punishment for the sins. He has forgiven them once and for all. With God's help, they are beginning a new life of knowing, loving and obeying God. Often, everyone claps and cheers as the new believer comes up out of the water. They are so happy that someone else is telling the world that they are one of God's people and want to live for Him forever. We can become one of God's people when we turn away from our sins and trust in Jesus as our Savior.

Bible Truth 5 Bible Verse: Acts 2:38, ESV

"Repent and be baptized every one of you in the name of Jesus Christ for the forgiveness of your sins."

Learn a Little: "Repent and be baptized in the name of Jesus Christ."

Meaning:

What a wonderful gift God has given us in Jesus! Through Him, we can be forgiven our sins and can become God's people forever. What do we have to do to receive this gift? Repent of our sins (that is, turning away from wanting to disobey God and live for Him instead) and trust in Jesus as our Savior. God promises to save all who come to Him like this! And what happens when someone does this? God hears his prayers and forgives him. God puts His Holy Spirit in their heart and they begin a whole new life with God.

God wants all who repent and believe in Jesus to be baptized as a special sign to everyone of what has happened inside their heart. Their old way of living is gone. They are forgiven! They are saved! And now they belong to God and live for Him! Have you ever been to a baptism?

We can become one of God's people, too, when we turn away from our sins and trust in Jesus as our Savior.

Big Question 15, Bible Truth 5 Overview: Key Concepts

p.8

Bible Truth 5 ACTS Prayer

- A** We praise You, God, for saving Your people, the Church, through Jesus. He is why we can become Your people.
- C** God, we know that we can never become Your people on our own. We have all turned away from You and Your good ways. We need a Savior!
- T** God, thank You for providing the way for us to become Your people through Jesus. Thank You for giving a new life to all who turn away from their sins and trust in Him. Thank You for giving us baptism to help us remember the new way of life You give to all who do this.
- S** God, work in our hearts. Help us to turn away from our sins and trust in Jesus as our Savior. Help us to one day be able to stand before God's people and tell the story of how You saved us. Help us to trust our leaders to know when we are ready to be baptized and when we need to still wait and grow. In Jesus' name we pray, Amen.

Bible Truth 5 Story

The Case of the Up and Down Sign *Matthew 28; Acts 1-2, 8:35-36, 10:47, 16:14-15,31-34*

Songs Used in Bible Truth 5

Big Q & A 15 Song

Big Question 15 Song: Why Do God's People Go to Church?

Big Question 15 Bible Verse Song: Stir Up Hebrews 10:24-25, ESV

Big Question 15 Hymn: Brethren, We Have Met to Worship, v.1

Big Question 15 Praise Song: Praise the Lord Together

Bible Truth 5 Bible Verse: Repent, Repent and Be Baptized Acts 2:38-39, ESV

Extra Bible Truth 5 Bible Verse: The Time Is Fulfilled Mark 1:15, ESV

Extra Bible Truth 5 Bible Verse: The Time Mark 1:15, ESV

listen to or download songs for free at <https://praisefactory.org>: Deep Down Detectives Music page

Go and Tell Bible Truth Concept Craft

God's People Are Baptized

Craft Description

The children will decorate a picture that reminds them that God's people are baptized as a sign of their leaving their old way of life behind and their starting a new life of living for God.

Materials

White paper or cardstock
Markers or crayons
Blue craft sand, if desired
1 popsicle stick per craft
Glue
Glue gun and glue sticks (teacher use only)

Preparations

1. Print out the craft pages and make 1 copy per child of them on white paper or cardstock.
2. Cut out the figure of the person being baptized. Cut the slot in the main page (where you will later insert the popsicle stick).
3. Set out markers/crayons, glue (regular glue).

Introducing the Craft:

"Our Big Question is: "Why Do God's People Go to Church? To Worship God and Love One Another...by baptizing people who trust in and live for Jesus!" That's something very good to know. But many people don't know that. So, do you know what God wants us to do? He wants us to go and tell others this very important news. So today we are going to make something we can show and tell them, too. Here's what it looks like... (Hold up example of craft)."

Directions

1. Show children your finished craft, reading the words to them.
2. Have the children color in the picture of the person being baptized and the pastor who is baptizing them.
3. If using craft sand for the baptism waters, smear a layer of glue over the water section. Let the children sprinkle the sand on, then let the excess fall off. Repeat until area is covered well. Let this dry. Note: You also can just have the children color in the water area, if you don't want to use the craft sand.
4. Teacher then glues with glue gun the pastor and the person being baptized to one end of the popsicle stick. Stick the stick through the slot so that the person can go down in the water, then back up.
5. Make sure to write each child's name on their craft.
6. If you have time, you can practice saying the words on the card.

Discussion

This is an especially good time to re-read the key concepts and discuss them. See the Deep Down Discussion Sheet for possible questions to talk about.

Craft Wrap-Up:

"At the end of our time together today, you get to take home your Go and Tell crafts. And what are you going to do with them? Show and tell someone the important news you've learned today: "Why Do God's People Go to Church? To Worship God and Love One Another...by baptizing people who trust in and live for Jesus!"

**Why Do God's People Go to Church?
To Worship God and Love One Another...
by baptizing people who trust in and live for Jesus!**

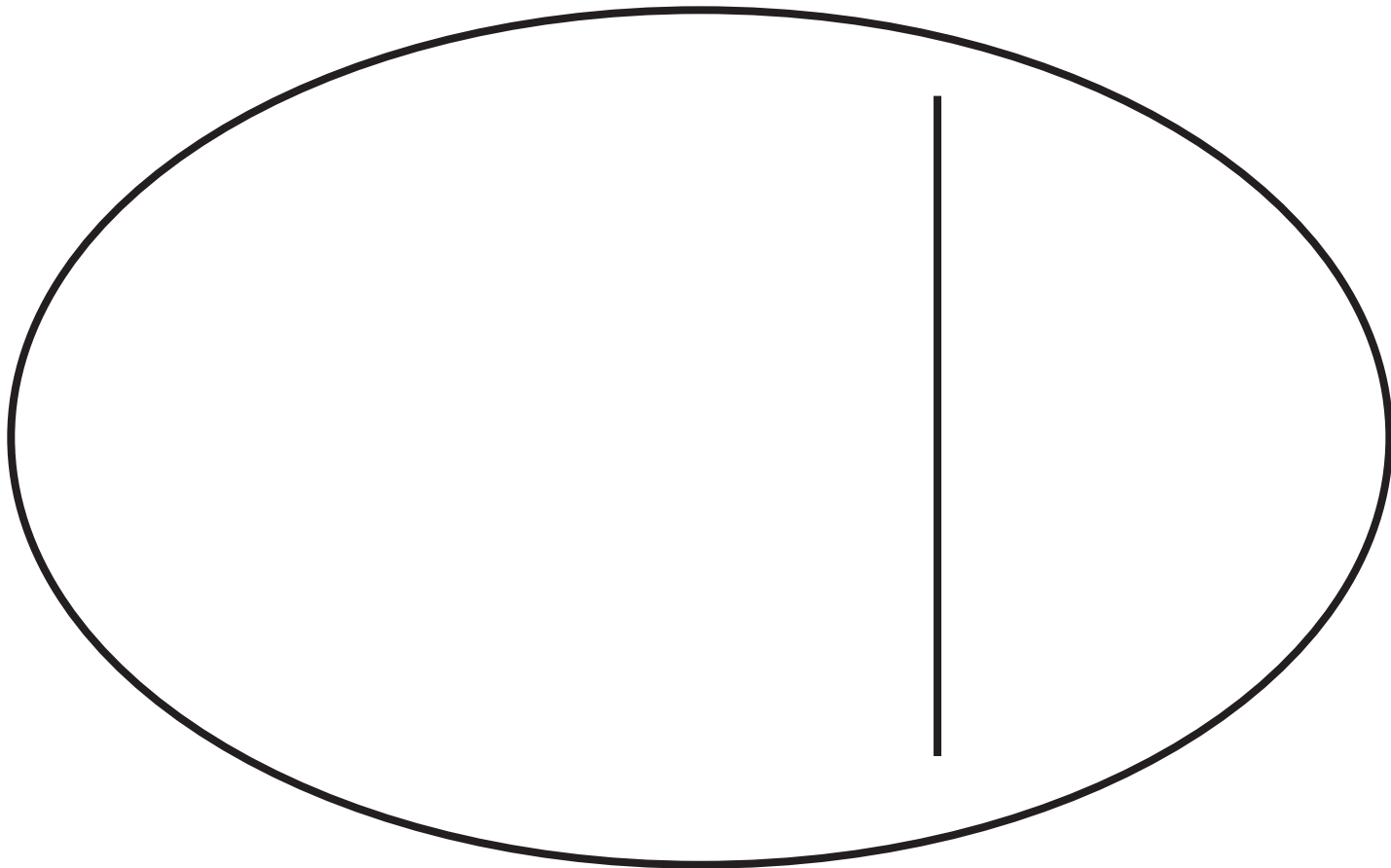
Come and gather, all God's people!
Gather together, worship the Lord!
Repent of your sins,
Believe and be baptized,
Showing to others,
You've become a Christian.

Down in the water,
Shows goodbye to your old life,
Now you are saying no to sin,

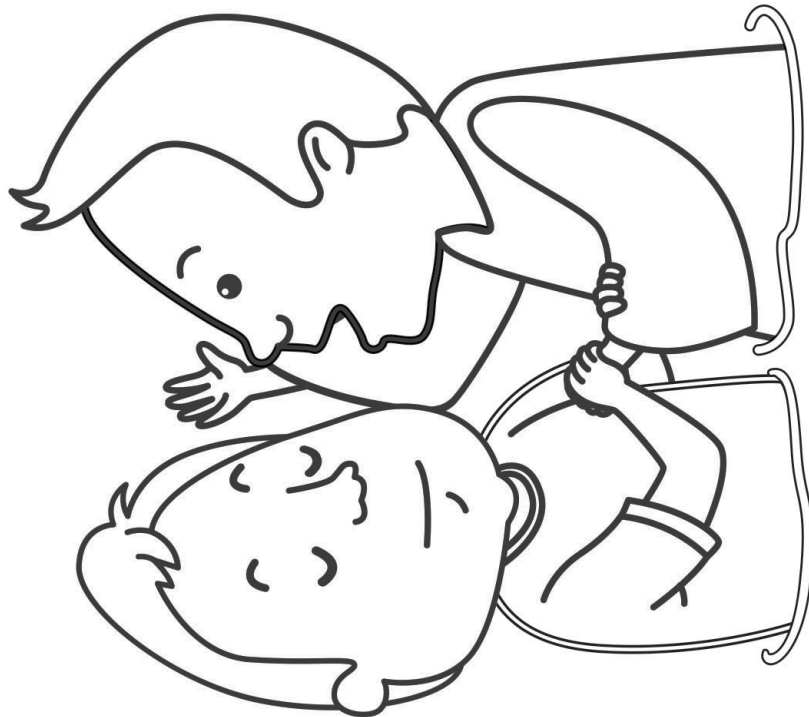
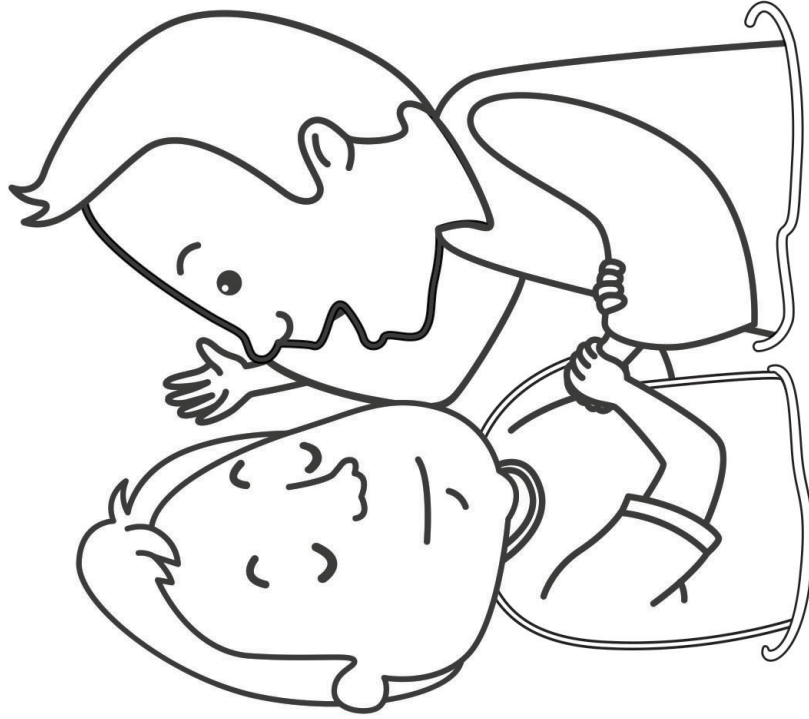
⁴⁴⁷
Up from the water,
Shows hello to your new life,
All of your sins,
Forgiven to live,
A wonderful, brand new life,
A wonderful, brand new life in Him.


Come and gather, all God's people!
Gather together, worship the Lord!
Raise your voices, gather together today!

"Repent and be baptized every
one of you in the name of Jesus
Christ for the forgiveness of your sins."
Acts 2:38, ESV



Pastor Baptizing New Believer





Why Do God's People Go to Church? To Worship God and Love One Another... By Baptizing People Who Trust in and Live for Jesus. What a wonderful day it was when Jesus rose from the dead! That was the proof that Jesus had really paid for all of God's people's sins! You see, all people have chosen to disobey God and His good ways. No one lives the perfect life that pleases God. That is why we all deserve His punishment for our sins. God would have been perfectly fair to give us all His punishment for sins. But, He is so full of mercy that He chose to save His people through Jesus. Jesus died on the cross to take all the punishment for the sins of God's people. Jesus died and was buried that sad day; but, He didn't stay that way! On Day Three, God raised Jesus up from the dead. Jesus had really done it! He had beaten sin and death for God's people. And Jesus was just the first! Now all of God's people --all who turn from their sins and trust in Jesus as their Savior -- get to share in Jesus' gifts of salvation. They get to know God in their hearts all the days of their lives. When they die, their spirits will go to live with God forever. And at the very end of time, God will give them another gift-- perfect, brand-new bodies, like Jesus' to enjoy forever. We, too, can be God's people when we turn away from our sins and trust in Jesus as our own Savior.

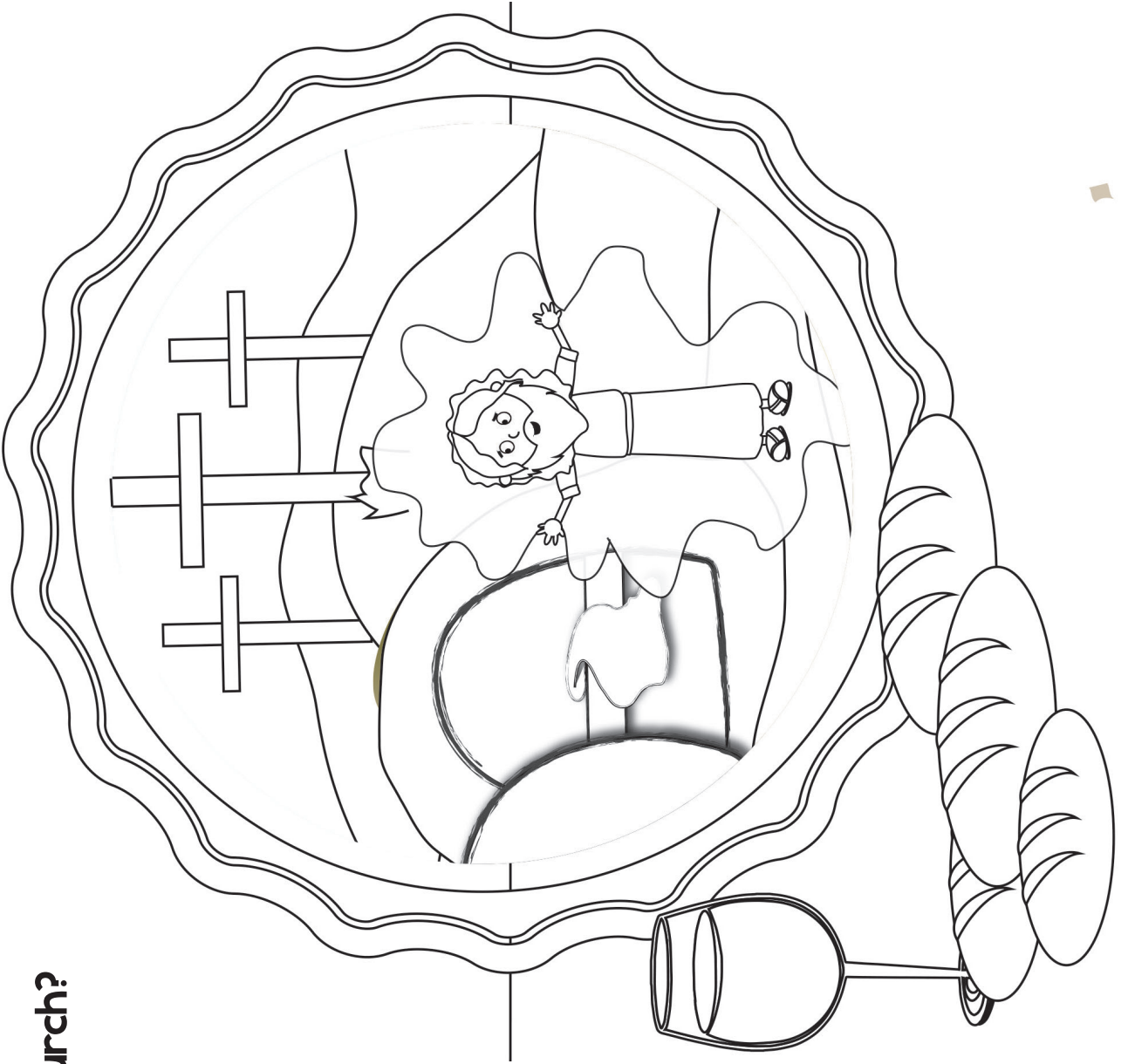
**CAN YOU GUESS BIBLE TRUTH 6:
Why Do God's People Go to Church?
To Worship God and Love
One Another...**

By Remembering Jesus

**-----

to Save Them!**

**HINT: What is the opposite of "lived?"
It starts with an "D" and it rhymes
with "fried"?**



Deep Down Detective Devotion: Unit 15, Bible Truth 6, Lesson 1



Big Question 15 : How Can I Know What God Is Like?

Answer: To Worship God and Love One Another... By Caring for Each Other's Needs!

Bible Truth 6 Meaning

When God's people gather together, they remember how Jesus died to save them. They do this with a special meal called "the Lord's Supper." It's called this because Jesus shared it with His own special followers on the night before He died on the cross. There are only two, little pieces of food eaten at the Lord's Supper: a little piece of bread and a little grape juice or wine. That's because it's not really about eating a whole, big meal. It's about remembering what Jesus did for God's people when He died on the cross. The bread stands for Jesus' body, that He offered up for the sins of God's people. He took in His body, the punishment they deserved from God for their sins. He did this so they would never have to know that punishment themselves. The grape juice or wine stands for Jesus' blood shed when He died on the cross. Blood was a part of every big, covenant promise. It reminded everyone that this promise must be kept, no matter what. Jesus said the juice/wine was to remind God's people of His blood given to make a new covenant/forever promise with God. It meant that no matter what, His payment for their sins was enough. They would always be forgiven. They would always be God's people, having special closeness with Him now. And one day, living with Him forever. When God's people take the Lord's Supper, it is a very special time. People are usually very quiet. Many think about the ways they have disobeyed God and ask for His forgiveness. Many thank God for sending Jesus to save them. Jesus told God's people that they were to keep on celebrating this special meal until He comes back at the end of time. Only God's people who repent of their sins, trust in Jesus as their Savior, and are baptized should take the Lord's Supper. We can become God's people, too, when we repent of our sins and trust in Jesus as our Savior.

How do I know this is true? The Bible tells me so!

"This is my body, which is given for you. Do this in remembrance of me." And likewise the cup after they had eaten, saying, "This cup that is poured out for you is the new covenant in my blood." -- Luke 22:19,20, ESV

Some Questions for You

1. What is the name of the special meal God's people take to remember Jesus' death? *The Lord's Supper.*
2. Why is the Lord's Supper called that? *Because it was the special meal that Jesus ate with His special followers right before He died.*
3. What does the little piece of bread stand for? *Jesus' body given for His people on the cross.*
4. What does the little bit of juice/wine stand for? *Jesus' blood poured out to make the forever promise with God to save them.*
5. What do God's people think about when they take the Lord's Supper? *How they have disobeyed God. How thankful they are that Jesus died to save them.*
6. How long did Jesus tell God's people to take the Lord's Supper? *Until He comes back.*
7. Who is to take the Lord's Supper? *God's people when they gather together as a church. Your parents and the godly leaders who lead your church can help you know if you are ready to take it.)*
8. How can we become God's people? *By turning away from our sins and trusting in Jesus as our Savior.*

Let's Pray!

- A** We praise You, God, for being the Savior of Your people, the Church.
- C** God, this special meal reminds us of what Jesus did to save sinners like us. We know that we have all chosen to live life our own way. We have all chosen not to love You or obey Your good ways. We need a Savior! You are our only hope.
- T** God, thank You for sending Jesus to be our Savior. Thank You for His body, given to pay for the sins of all who trust in Him as their Savior. Thank You for His blood, given as the promise that those who turn away from their sins and trust in Jesus are Your people forever.
- S** God, work in our hearts. Help us to turn away from our sins and trust in Jesus as our Savior. Make us Your people. Use this special meal to remind us of what Jesus has done. In Jesus' name we pray, Amen.

Let's Sing about What We're Learning!

Go to the *Deep Down Detectives Parent Resources for Unit 15* to get the Bible story and many more resources and songs for this unit at praisefactory.org

Big Q & A 15 Song from *Deep Down Detectives ESV Songs 15, track 12* (sung to the tune of "This Is the Way We Wash Our Clothes")

Why do God's people go to church?
Go to church? Go to church?
Why do God's people go to church?
To worship God and to love one another!

Big Question 15 Action Rhyme Song from *Deep Down Detectives ESV Songs 15, track 13*

Refrain:

Why do God's people go to church?
To worship God and love one another.
Why do God's people go to church?
To worship God and love one another.

Verse 1:

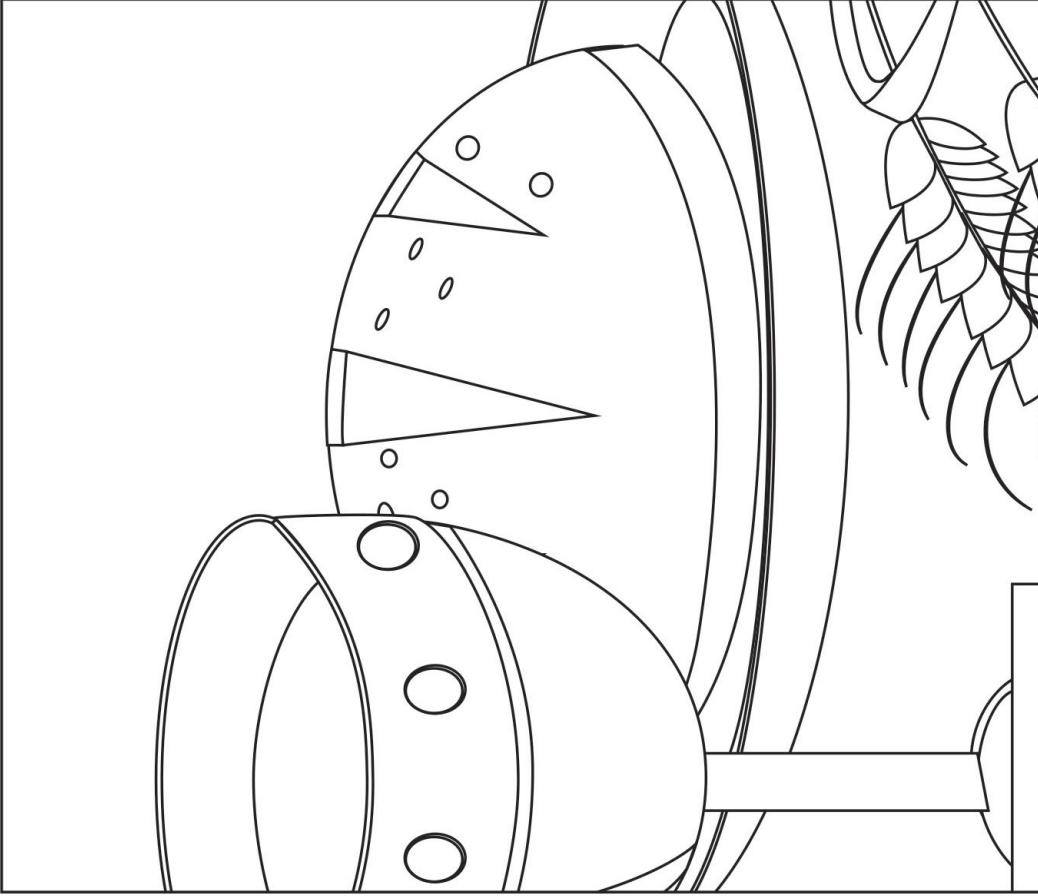
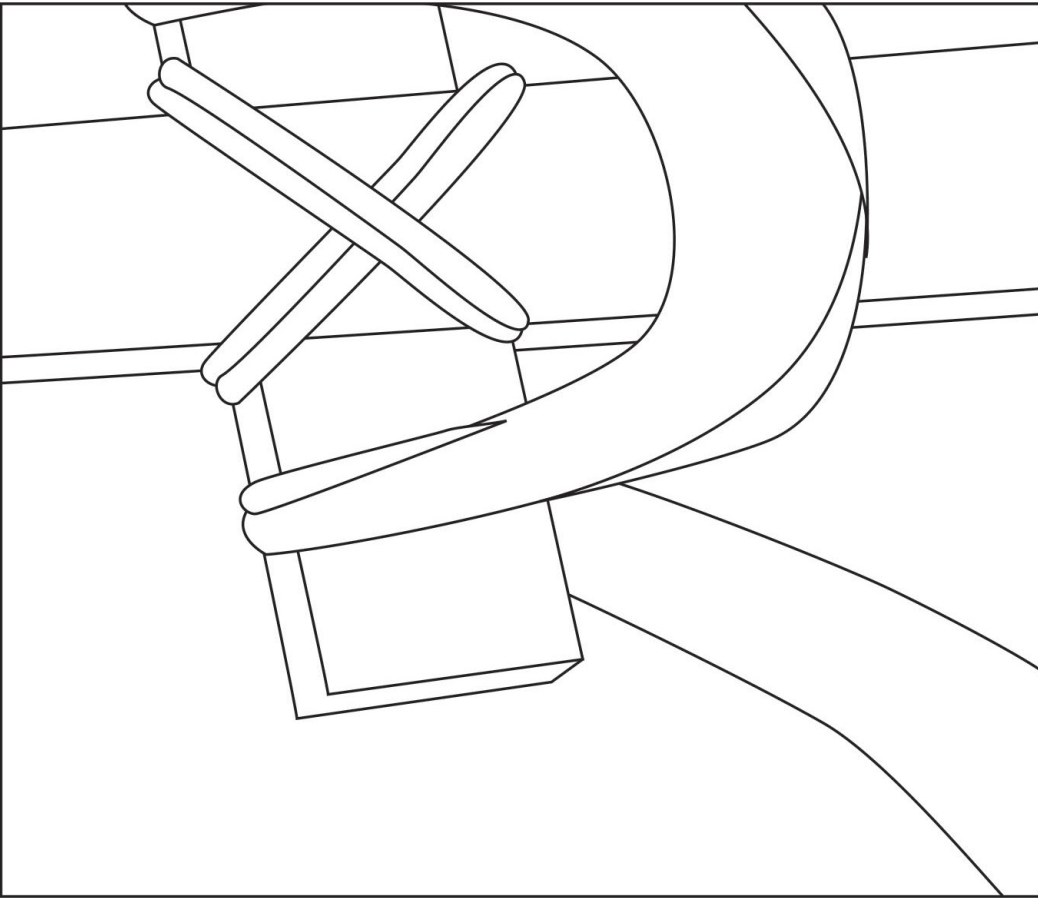
A church is God's people,
Gathered together.
It's not a building of bricks.
It's made up of people,
Who follow Jesus,
In faith and repentance.
Refrain

Verse 2

God's people gather to
worship God.
To sing His praises and pray.
They listen to preaching,
From God's Word, the Bible,
To better love Him each day.
Refrain


Verse 3

God's people gather to
love one another,
In acts of kindness and grace.
They love one another,
Like sisters and brothers,
Helping all to live God's way.
Refrain



**“This is my body, which is given for you. Do this in remembrance of me.”
And likewise the cup after they had eaten, saying, “This cup that is poured
out for you is the new covenant in my blood.” -- Luke 22:19,20, ESV**

Deep Down Detective Devotion: Unit 15, Bible Truth 6, Lesson 2



Big Question 15: Why Do God's People Go to Church?

Answer: Hes Not Like Anyone Else... By Remembering Jesus Died to Save Them!

How do I know this is true? The Bible tells me so!

"This is my body, which is given for you. Do this in remembrance of me." And likewise the cup after they had eaten, saying, "This cup that is poured out for you is the new covenant in my blood." -- Luke 22:19,20, ESV

Learn a Little: "This is my body, which is given for you. Do this in remembrance of me."

Meaning:

When God's people gather together at church, they remember how Jesus died on the cross to save them. They remember that He let His body be hurt and His blood be spilled out as He suffered and died for their sins. How do they do this? The way Jesus told His disciples to: with a special little meal of bread and wine or grape juice. The bread is eaten as a way to remember how His body for broken on the cross for their sins. The wine or grape juice is drunk as a way to remember that it was His blood that paid for their sins so they could be forgiven by God. God's people have this special meal often, just like Jesus told them to. How thankful they are for Jesus and all He did for them! We can become God's people when we turn away from our sins and trust in Jesus as our Savior.

Some Questions for You

1. Who died to save God's people from their sins? *Jesus did.*
2. What did Jesus tell God's people to do to remember how He died for them? *To eat the Lord's Supper.*
3. What food and drink are used at the Lord's Supper? *Little pieces of bread and grape juice/wine.*
4. Of what does the bread remind God's people? *Of Jesus' body. He chose to suffer and die on the cross for them.*
5. Of what does the grape juice/wine remind God's people? *Of Jesus' blood that was the perfect payment for the sins of God's people.*
6. Who should take the Lord's Supper? *Only God's people.*
7. How can we become God's people? *By turning away from our sins and trusting in Jesus as our Savior.*

Let's Pray!

- A** We praise You, God, for being the Savior of Your people, the Church.
- C** God, this special meal reminds us of what Jesus did to save sinners like us. We know that we have all chosen to live life our own way. We have all chosen not to love You or obey Your good ways. We need a Savior! You are our only hope.
- T** God, thank You for sending Jesus to be our Savior. Thank You for His body, given to pay for the sins of all who trust in Him as their Savior. Thank You for His blood, given as the promise that those who turn away from their sins and trust in Jesus are Your people forever.
- S** God, work in our hearts. Help us to turn away from our sins and trust in Jesus as our Savior. Make us Your people. Use this special meal to remind us of what Jesus has done. In Jesus' name we pray, Amen.


Let's Sing Our Bible Verse!

This Is My Body: Luke 22:19,20, ESV from *Deep Down Detectives* ESV Songs 15, track 49

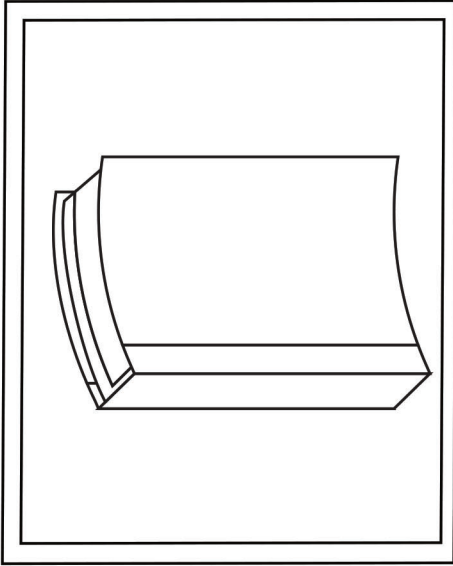
This is my body, given for you,
This is my blood, which is poured out for you.
Do this, do this in remembrance of me,
Do this in remembrance of me.
Luke Twenty-two, nineteen and twenty.

Go to the *Deep Down Detectives* Parent Resources for Unit 15 to get the Bible story and many more resources and songs for this unit at praisefactory.org

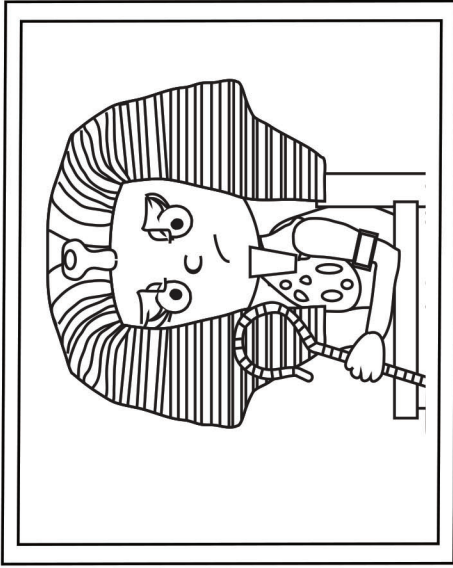
Which four of these clues belong in our story? Which two do not? Put an X in the boxes of the four that belong.



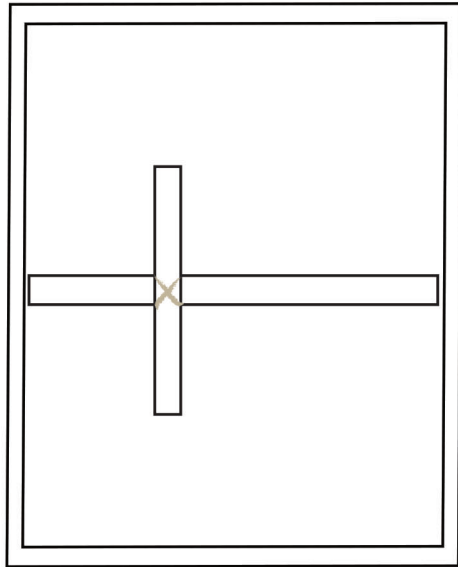
A Lamb



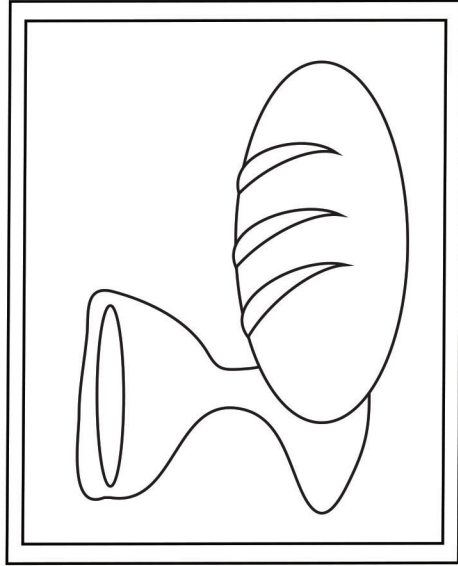
A Book



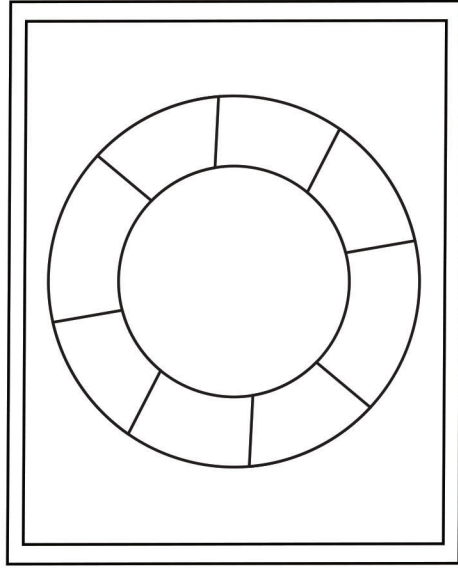
Pharaoh, King of Egypt



A Cross



TA Little Meal



A Life Preserver

Answer: The lamb, Pharaoh, the cross and the little meal belong. The book and the life preserver do not.

Deep Down Detective Devotion: Unit 15, Bible Truth 6, Lesson 3



Big Question 15 : How Can I Know What God Is Like?

Answer: To Worship God and Love One Another... By Caring for Each Other's Needs!

Bible Truth 6 Meaning

When God's people gather together, they remember how Jesus died to save them. They do this with a special meal called "the Lord's Supper." It's called this because Jesus shared it with His own special followers on the night before He died on the cross. There are only two, little pieces of food eaten at the Lord's Supper: a little piece of bread and a little grape juice or wine. That's because it's not really about eating a whole, big meal. It's about remembering what Jesus did for God's people when He died on the cross. The bread stands for Jesus' body, that He offered up for the sins of God's people. He took in His body, the punishment they deserved from God for their sins. He did this so they would never have to know that punishment themselves. The grape juice or wine stands for Jesus' blood shed when He died on the cross. Blood was a part of every big, covenant promise. It reminded everyone that this promise must be kept, no matter what. Jesus said the juice/wine was to remind God's people of His blood given to make a new covenant/forever promise with God. It meant that no matter what, His payment for their sins was enough. They would always be forgiven. They would always be God's people, having special closeness with Him now. And one day, living with Him forever. When God's people take the Lord's Supper, it is a very special time. People are usually very quiet. Many think about the ways they have disobeyed God and ask for His forgiveness. Many thank God for sending Jesus to save them. Jesus told God's people that they were to keep on celebrating this special meal until He comes back at the end of time. Only God's people who repent of their sins, trust in Jesus as their Savior, and are baptized should take the Lord's Supper. We can become God's people, too, when we repent of our sins and trust in Jesus as our Savior.

How do I know this is true? The Bible tells me so!

"This is my body, which is given for you. Do this in remembrance of me." And likewise the cup after they had eaten, saying, "This cup that is poured out for you is the new covenant in my blood." -- Luke 22:19,20, ESV

Some Questions for You

1. What did the people of Israel gather together every year to celebrate? *How God had rescued them from their strong enemies, the Egyptians, long ago.*
2. What did the Egyptians do to the Israelites? *They forced them to work for them and wouldn't let them go.*
3. What did God do to rescue the people of Israel? *Many amazing things.*
4. What did God tell the people of Israel to do on the night before He was going to free them? *To take the blood of a lamb and put it on the door of their house. To cook their bread flat. To pack up and get ready to go. They were to eat the lamb and eat the bread at dinner and celebrate what God would do for them.*
5. What was the even greater thing that the LORD did for His people? *He sent Jesus to be their Savior.*
6. What did Jesus do at the Passover dinner? *He shared with His close friends, the disciples, that told them what He was about to do? He told them that they were now to remember His body when they ate the flat bread. He was going to give it up for them on the cross. They were now to remember His blood when they drank the Passover wine. He was going to shed His blood on the cross to make a new promise with God to save His people from their sins. His blood would be the perfect payment needed.*
7. Why do people at your church still celebrate the Lord's Supper? *Because Jesus told us that God's people should keep on remembering Him this way until He comes back.*
8. How can we become God's people? *By turning from our sins and trusting in Jesus as our Savior. If we do, one day we will get to take the Lord's Supper with the believers at our church, too.*

Let's Pray!

- A** We praise You, God, for being the Savior of Your people, the Church.
- C** God, this special meal reminds us of what Jesus did to save sinners like us. We know that we have all chosen to live life our own way. We have all chosen not to love You or obey Your good ways. We need a Savior! You are our only hope.
- T** God, thank You for sending Jesus to be our Savior. Thank You for His body, given to pay for the sins of all who trust in Him as their Savior. Thank You for His blood, given as the promise that those who turn away from their sins and trust in Jesus are Your people forever.
- S** God, work in our hearts. Help us to turn away from our sins and trust in Jesus as our Savior. Make us Your people. Use this special meal to remind us of what Jesus has done. In Jesus' name we pray, Amen.

Let's Praise God Right Now!

Big Q & A 15 Hymn: Brethren, We Have Met to Worship

from *Deep Down Detectives ESV Songs 15, track 15*

Verse 1

Brethren, we have met to worship,
And adore the Lord, our God.
Will you pray with all your power,
While we try to preach the Word?

Words: George Atkins Music: William Moore

Big Question 15 Praise Song: Praise the Lord Together

from *Deep Down Detectives ESV Songs 15, track 16*

Praise the Lord together saying:
"Hallelujah, Hallelujah, Hallelujah!"
Praise the Lord together saying:
"Hallelujah, Hallelujah, Hallelujah!" (repeat)

Deep Down Devotions: Unit 15, Bible Truth 6 Story Concepts**P.1****The Case of the Case of the Remembered Rescue***Exodus 12; Luke 22; Isaiah 25:6-9*

Dear Parents,

Big Question #15 is: "Why Do God's People Go to Church?" Your child is learning that "To Worship God and Love One Another... By Remembering Jesus Died to Save Them."

Here's a copy of the Bible story they are learning along with the "Listening Assignment" for each lesson. These assignments provide a different teaching emphasis for each lesson, helping the children dig deeper into each Bible truth. They match up with your child's take home for each lesson. We hope that these resources help your family to dig down deeper into the truths of God's Word!" Happy digging!

•many more resources for this Big Question can be found online at www.praisefactory.org•

Listening Assignments

"Hey, Kids! Detective Dan, here. Listen carefully to the story and help me answer these questions:

Detective Dan's Lesson #1 Listening Assignment:

I need to know:

- 1. What rescue did Jesus and his disciples remember on the night before Jesus died?**
- 2. What even bigger rescue do Jesus followers remember now?**

Detective Dan's Lesson #2 Listening Assignment:**Our Bible Verse is Luke 22:19,20, ESV**

"This is my body, which is given for you. Do this in remembrance of me." And likewise the cup after they had eaten, saying, "This cup that is poured out for you is the new covenant in my blood."

I need to know:

- 1. Who gave His body and blood to save God's people from their sins?**
- 2. What special meal do God's people eat to remember what He did?**

Detective Dan's Lesson #3 Listening Assignment:I found six clues, but two of them are **NOT** in the story.

They are: a lamb, a book, Pharaoh, the king of Egypt, the cross, a little meal, and a life preserver.

Hold each of them up for the children to see as you identify them.

I need to know:

- 1. Which four belong in the story and which two don't?**
- 2. What do God's people thank Jesus for as they take eat the bread and the wine during the Lord's Supper? What day do they look forward to as they eat it?**

Read the assignment questions, THEN SAY,

"Ok, Deep Down Detectives! Put on your best listening ears and see if you can hear the answers to Detective Dan's questions. When I finish telling the story, we will see if we can answer all the questions."

Read the Bible Truth story, answer questions, present the gospel and lead in prayer.

Answers to questions; the gospel; and, ACTS prayer are included with the story text.

The Case of the The Case of the Remembered Rescue *Exodus 12; Luke 22; Isaiah 25:6-9*

Story with lines separating paragraphs (text in bold, optional interaction cues in italics)

Every year, the people of Israel gathered together to remember how God rescued them from their strong enemies, the Egyptians. The Egyptians had made the people of Israel their slaves. They were so mean to them! They made the people of Israel work terribly hard and didn't pay them. They hurt them when they didn't work hard enough, and they planned to never let them go.

The people of Israel cried out to God, "Help us, help us! Save us from these strong enemies!" Would the LORD hear them? Would He help them?

What do you think?

Yes, He would! The LORD heard them, and He sent Moses to help them. Through Moses, the LORD did many amazing things to show the Egyptians that He was the one, true God. The LORD would make the Egyptians free the people of Israel.

On the night before the people of Israel were to be freed, the LORD gave them special instructions through Moses: "I'm going to send a terrible punishment into Egypt tonight," says the LORD. "After this terrible punishment, the Egyptians will free you."

"But there is something you must do, if the terrible punishment is not to come upon you, too," the LORD told them. "Each family must take the blood of a lamb and put it along the top and sides of the door to your home," the LORD said. "If you do this, I promise the terrible punishment will pass over you and you will be saved. Only your enemies, the Egyptians, will be punished," the LORD told them through Moses.

"After the terrible punishment comes to the Egyptians, it will be time for you to go," the LORD said. "Hurry, get everything ready now. You'll be leaving early in the morning. Don't even wait for your bread to get puffy and rise. There's no time. Bake it and eat it flat, so you'll be ready to go," they were told. "Tonight, is your last night in Egypt," the LORD said. "Celebrate! Eat the lamb whose blood you put on your doors and eat the flat bread at dinner tonight. Do this to remember what I'm doing for you."

Their last night in Egypt!? Could this really be true? The king of Egypt had promised to let them go before, but changed his mind every time. Would the king really let them go now? Would the people of Israel believe the LORD's promise and obey Him?

What do you think?

Yes, they would! The people of Israel did everything the LORD told them to do. They put lamb's blood on the tops and sides of their doors. They packed up their things. They didn't wait for their bread to get puffy, like they usually did, but baked it flat. And that night, they ate the lamb and the flat bread to remember what the LORD was doing for them.

Late that night, the terrible punishment came, just as the LORD said. It came upon every single Egyptian family, because there was no lamb's blood around their doors. But the punishment passed over the people of Israel. The LORD had kept His promise and spared them this punishment, thanks to the blood of the lamb.

Story with lines separating paragraphs (text in bold, optional interaction cues in italics)

"Boo Hoo! Boo Hoo!" cried the Egyptians. **"How terrible is the LORD's punishment on us! We don't want the people of Israel to stay here and work for us anymore! Go away, people of Israel! Leave our country!"** they exclaimed.

"Yay! Yay!" shouted the people of Israel. **"Praise the LORD! He has freed us!"** They gathered up their belongings and walked out of Egypt. They were so glad to be leaving their enemies!

What a great day this was for the people of Israel. The LORD had rescued them with such powerful signs and wonders. **"Remember this Passover night! Remember this day when I rescued you and freed you from your enemies!"** the LORD told the people through Moses.

"Once a year, I want you to eat a special meal to remember," He told them. **"Drink red wine (juice of grapes) and remember how My punishment passed over you. I kept the promise I made to you through the lamb's blood,"** the LORD said. **"Eat flat bread and remember how quickly you had to leave when I freed you from the Egyptians. Celebrate the Passover every year, so you won't forget the great things I did to save you from your enemies,"** the LORD told them.

So, for hundreds of years, all the way down to Jesus' day, the people of Israel kept on remembering the Passover with the special, red wine (juice from grapes) and the very flat bread. They had so much to celebrate! After all, what greater enemy than the Egyptians would they ever face? And, what greater punishment would they need to be rescued from than the terrible punishment the Egyptians received that Passover night?

What do you think? Could there be a greater enemy or a greater thing the LORD could do for His people?

Well, the truth is, there WAS a greater enemy, and a bigger punishment they needed to be rescued from. The enemy was sin. And the punishment was death —being separated from God and all His goodness forever. And this enemy and this punishment weren't just trouble for the people of Egypt or the people of Israel. These were trouble for the whole world. For you see, we all are sinners who have disobeyed God and we all deserve the LORD's punishment for our sins.

Yes, the sin in our hearts is a far stronger enemy than those Egyptians ever were! But who could rescue people from this kind of enemy? Who could save us from God's punishment? Would the blood of an ordinary lamb be enough, like it was for the Passover?

What do you think?

No, the blood of that kind of lamb would never be enough! But there WAS blood that WAS enough. The blood of God's perfect Son. Do you know His name?

Can you tell me?

It's Jesus!

John the Baptist gave Jesus a special nickname: the Lamb of God. John knew Jesus had come to save God's people. Jesus would live a perfect life, then give it as the full payment for the sins of God's people. Jesus would take away their sins by taking their punishment. Oh, how God loves His people, that He would give His only Son do to this!

Jesus told His disciples He would die for God's people, but they didn't understand. At last, came the night when Jesus would be led away to die. It was the Passover, so He and His disciples gathered together to eat the special meal and remember how God rescued the people of Israel from the Egyptians. Only this time, Jesus used the wine and the flat bread to tell about the even GREATER rescue God was about to do for ALL of God's people.

Story with lines separating paragraphs (text in bold, optional interaction cues in italics)

Jesus took the flat bread, and said, "This Passover flat bread helped you remember God's rescue of Israel long ago. Now, eat it to remember something new," Jesus told His disciples. "This is My body broken for you. Tomorrow, I will give My body as the perfect sacrifice for you and all of God's people when I suffer and die on the cross. Take it and eat it; and, remember Me when you do!"

Then, Jesus picked up the cup of red wine, and said, "This Passover wine helped you remember the lamb's blood God used, so His punishment would pass over Israel. Now, drink it to remember something new," Jesus told them. "This is My blood poured out for you. Tomorrow, I will pay for the sins of God's people with My blood when I die on the cross," Jesus said. "Take it and drink it; and, remember Me when you do."

"Because of Me, God is making a new, big covenant promise with His people. They will be forgiven their sins forever. And on the Last Day, when God gives out His punishment for sins, He will pass over His people --all those who have turned away from disobeying God and have trusted in Me as their Savior. They won't be punished because I will have already taken God's punishment for them on the cross," Jesus explained.

"After I'm gone, eat this little meal when you gather together with God's people. Use it to remember what I've done for you. Keep on eating it regularly until the day I come back as King, and put an end to sin and death forever," Jesus told them.

The disciples were sad and surprised by Jesus' words. Would He really die as He said He would?

What do you think?

Yes, He would!

Would! Later that night, soldiers came and took Jesus away. The next day, Jesus was nailed to a cross; and there, He suffered and died for the sins of God's people, just as He said He would. He was buried in a cave-grave by friends.

But Jesus wouldn't stay there! On Day One, Two, Three, Jesus rose from the dead. Jesus had really paid for the sins of God's people. He had beaten sin and death for them!

Jesus' disciples were so happy! They spread the wonderful news to everyone: "Come, repent and believe in Jesus. Because of Him, your sins can be forgiven, and you can become God's people!" they exclaimed.

And as they told the good news of Jesus, many people turned away from their sins and trusted in Jesus as their Savior. God was growing His Church! The believers gathered together to worship God and love one another. And when they gathered, they ate the special meal of flat bread and red wine. They called it "the Lord's Supper"; and through it, they remembered how Jesus gave His life that God's punishment would pass over them.

Even today, God's people still gather together to worship God and love one another. And they STILL take the Lord's Supper together. They eat the flat bread and drink the red wine (or grape juice) and remember what Jesus did for them when He suffered and died on the cross. And they will keep on eating and drinking this special meal until Jesus comes back when His plans for this world are finished.

Then, at last, this meal will never be eaten again. Instead, God's people will have a NEW meal, called the Wedding Feast of the Lamb. The food will be the best food anyone has ever tasted! The drink will be rich and delicious, too. And it will be the biggest and best party EVER, to celebrate the best day EVER: the day when God's people will be joined with Jesus, all together, face-to-face, forever! Sin, sadness, and death will be gone. Sin, sadness, and death will be gone. And God's people will go on enjoying the Perfect Wonderfulness of God forever. Forever happy. Forever together. Forever praising God.

Cracking the Case: (story wrap-up for Listening Assignments)

It's time to see how we did with our Listening Assignment.

Detective Dan's Lesson #1 Listening Assignment:

I need to know:

- 1. What rescue did Jesus and his disciples remember on the night before Jesus died?** How God rescued the people of Israel from being slaves in Egypt.
- 2. What even bigger rescue did Jesus give them to remember from that night on?** How He would rescue God's people from their sins when He suffered and died on the cross in their place.

For You and Me:

Even today God's people continue to remember how Jesus saved them from their sins when He died on the cross for them. Even today, they still eat the special little meal He first ate with His disciples on the night before He died. If we turn away from our sins and trust in Jesus is our Savior, then one day we will also get to share in this special meal and remember what Jesus did for us on the cross. Ask God to help you do this. He loves to answer this prayer!

Detective Dan's Lesson #2 Listening Assignment:**Our Bible Verse is Luke 22:19,20, ESV**

"This is my body, which is given for you. Do this in remembrance of me." And likewise the cup after they had eaten, saying, "This cup that is poured out for you is the new covenant in my blood."

I need to know:

- 1. Who gave His body and blood to save God's people from their sins?** Jesus did, when He suffered and died on the cross.
- 2. What special meal do God's people eat to remember what He did?** The Lord's Supper—a little meal of bread and grape juice/wine.

For You and Me:

Even today God's people continue to remember how Jesus saved them from their sins when He died on the cross for them. Even today, they still eat the special little meal He first ate with His disciples on the night before He died. If we turn away from our sins and trust in Jesus is our Savior, then one day we will also get to share in this special meal and remember what Jesus did for us on the cross. Ask God to help you do this. He loves to answer this prayer!

Detective Dan's Lesson #3 Listening Assignment:

I found six clues, but two of them are **NOT** in the story. They were: a lamb, a book, Pharaoh, the king of Egypt, the cross, a little meal, and a life preserver. *Hold each of them up for the children to see as you identify them.*

I need to know:

- 1. Which four belong in the story and which two don't?** The lamb, Pharaoh, the cross and the little meal belong. The book and the life preserver do not.
- 2. What do God's people thank Jesus for as they take eat the bread and the wine during the Lord's Supper? What day do they look forward to as they eat it?** They thank Jesus for suffering and dying in their place, so that they could be forgiven of their sins and could become God's people. They look forward to the day when Jesus will come back and bring an end to sin and death forever. Then, they will live with Him, happy forever. What a celebration that will be!

For You and Me:

Even today God's people continue to remember how Jesus saved them from their sins when He died on the cross for them. Even today, they still eat the special little meal He first ate with His disciples on the night before He died. If we turn away from our sins and trust in Jesus is our Savior, then one day we will also get to share in this special meal and remember what Jesus did for us on the cross. Ask God to help you do this. He loves to answer this prayer!

The Gospel (story wrap-up if NOT using Listening Assignments)**Our Bible Truth is:**

**Why Do God's People Go to Church?
To Worship God and Love One Another...
By Remembering Jesus Died to Save Them!**

Why do God's people go to church? To worship God and love one another... by remembering Jesus died to save them!

Jesus told His people to take the Lord's Supper (that's what we call this special meal) to keep remembering how He gave up His body to save them. As they eat the little piece of bread and drink the juice/wine, they are grateful to God helping them turn away from their sins and trust in Jesus as their Savior. They are grateful that Jesus would die to pay for their sins.

One day, if you turn away from your sins and trust in Jesus as your Savior, you will join God's people in remembering how Jesus died to save you by eating this special meal. What a great day that will be!

Close in prayer.

Closing ACTS Prayer

- A** We praise You, God, for being the Savior of Your people, the Church.
- C** God, this special meal reminds us of what Jesus did to save sinners like us. We know that we have all chosen to live life our own way. We have all chosen not to love You or obey Your good ways. We need a Savior! You are our only hope.
- T** God, thank You for sending Jesus to be our Savior. Thank You for His body, given to pay for the sins of all who trust in Him as their Savior. Thank You for His blood, given as the promise that those who turn away from their sins and trust in Jesus are Your people forever.
- S** God, work in our hearts. Help us to turn away from our sins and trust in Jesus as our Savior. Make us Your people. Use this special meal to remind us of what Jesus has done.

In Jesus' name we pray, Amen.

Deep Down Detectives Devotions: Big Question 15, Bible Truth 6 Key Concepts P.7**Unit 15: God's People Gather Together****Unit Big Question (and Answer):** Why Do God's People Go to Church?

To Worship God and Love One Another!

Unit Bible Verse: "And let us consider how to stir up one another to love and good works, not neglecting to meet together." Hebrews 10:24-25, ESV**Bible Truth 6 Concept: To Worship God and Love One Another... By Remembering Jesus Died to Save Them!**

When God's people gather together, they remember how Jesus died to save them. They do this with a special meal called "the Lord's Supper." It's called this because Jesus shared it with His own special followers on the night before He died on the cross.

There are only two, little pieces of food eaten at the Lord's Supper: a little piece of bread and a little grape juice or wine. That's because it's not really about eating a whole, big meal. It's about remembering what Jesus did for God's people when He died on the cross.

The bread stands for Jesus' body, that He offered up for the sins of God's people. He took in His body, the punishment they deserved from God for their sins. He did this so they would never have to know that punishment themselves.

The grape juice or wine stands for Jesus' blood shed when He died on the cross. Blood was a part of every big, covenant promise. It reminded everyone that this promise must be kept, no matter what. Jesus said the juice/wine was to remind God's people of His blood given to make a new covenant/forever promise with God. It meant that no matter what, His payment for their sins was enough. They would always be forgiven. They would always be God's people, having special closeness with Him now. And one day, living with Him forever.

When God's people take the Lord's Supper, it is a very special time. People are usually very quiet. Many think about the ways they have disobeyed God and ask for His forgiveness. Many thank God for sending Jesus to save them. Jesus told God's people that they were to keep on celebrating this special meal until He comes back at the end of time. Only God's people who repent of their sins, trust in Jesus as their Savior, and are baptized should take the Lord's Supper. We can become God's people, too, when we repent of our sins and trust in Jesus as our Savior.

Bible Truth 6 Bible Verse: Luke 22:19,20, ESV

"This is my body, which is given for you. Do this in remembrance of me." And likewise the cup after they had eaten, saying, "This cup that is poured out for you is the new covenant in my blood."

Learn a Little: "This is my body, which is given for you. Do this in remembrance of me."**Meaning**

When God's people gather together at church, they remember how Jesus died on the cross to save them. They remember that He let His body be hurt and His blood be spilled out as He suffered and died for their sins. How do they do this? The way Jesus told His disciples to: with a special little meal of bread and wine or grape juice. The bread is eaten as a way to remember how His body for broken on the cross for their sins. The wine or grape juice is drunk as a way to remember that it was His blood that paid for their sins so they could be forgiven by God. God's people have this special meal often, just like Jesus told them to. How thankful they are for Jesus and all He did for them!

We can become God's people when we turn away from our sins and trust in Jesus as our Savior.

Deep Down Detectives Devotions: Big Question 15, Bible Truth 6 Key Concepts P.8

Bible Truth 6 ACTS Prayer

- A** We praise You, God, for being the Savior of Your people, the Church.
- C** God, this special meal reminds us of what Jesus did to save sinners like us. We know that we have all chosen to live life our own way. We have all chosen not to love You or obey Your good ways. We need a Savior! You are our only hope.
- T** God, thank You for sending Jesus to be our Savior. Thank You for His body, given to pay for the sins of all who trust in Him as their Savior. Thank You for His blood, given as the promise that those who turn away from their sins and trust in Jesus are Your people forever.
- S** God, work in our hearts. Help us to turn away from our sins and trust in Jesus as our Savior. Make us Your people. Use this special meal to remind us of what Jesus has done.

In Jesus' name we pray, Amen.

Bible Truth 6 Story

The Case of the Remembered Rescue *Exodus 12; Luke 22; Isaiah 25:6-9*

Songs Used in Bible Truth 6

Big Q & A 15 Song

Big Question 15 Song: Why Do God's People Go to Church?

Big Question 15 Bible Verse Song: Stir Up Hebrews 10:24-25, ESV

Big Question 15 Hymn: Brethren, We Have Met to Worship, v.1

Big Question 15 Praise Song: Praise the Lord Together

Bible Truth 6 Bible Verse: This Is My Body Luke 22:19,20, ESV

Bible Truth 6 Extra Bible Verse: He Took Bread Luke 22:19,20, HCSB

listen to or download songs for free at <https://praisefactory.org>: Deep Down Detectives Music page

Go and Tell Bible Truth Concept Craft

God's People Remember Jesus Craft

Craft Description

The children will decorate a picture that reminds them that God's people are baptized as a sign of their leaving their old way of life behind and their starting a new life of living for God.

Materials

White paper or cardstock
Markers or crayons
Unsalted Sunflower seeds or other small, flat seed
Glue

Preparations

1. Print out the craft pages and make 1 copy per child of them on white paper or cardstock.
2. Cut out the bread of remembrance and the cup of remembrance. You may want to give them a couple of the bread pieces.
3. Set out markers/crayons, glue and seeds.

Introducing the Craft:

"Our Big Question is: "Why Do God's People Go to Church? To Worship God and Love One Another...by remembering Jesus died to save them!" That's something very good to know. But many people don't know that. So, do you know what God wants us to do? He wants us to go and tell others this very important news. So today we are going to make something we can show and tell them, too. Here's what it looks like... (Hold up example of craft)."

Directions

1. Show children your finished craft, reading the words to them.
2. Have the children color in the pictures of the bread and cup of remembrance and glue in place on either side of the cross.
3. Have the children glue the seeds to fill in the cross
5. Make sure to write each child's name on their craft.
6. If you have time, you can practice saying the words on the card.


Discussion

This is an especially good time to re-read the key concepts and discuss them. See the Deep Down Discussion Sheet for possible questions to talk about.

Craft Wrap-Up:

"At the end of our time together today, you get to take home your Go and Tell crafts. And what are you going to do with them? Show and tell someone the important news you've learned today: "Why Do God's People Go to Church? To Worship God and Love One Another...by remembering Jesus died to save them!"

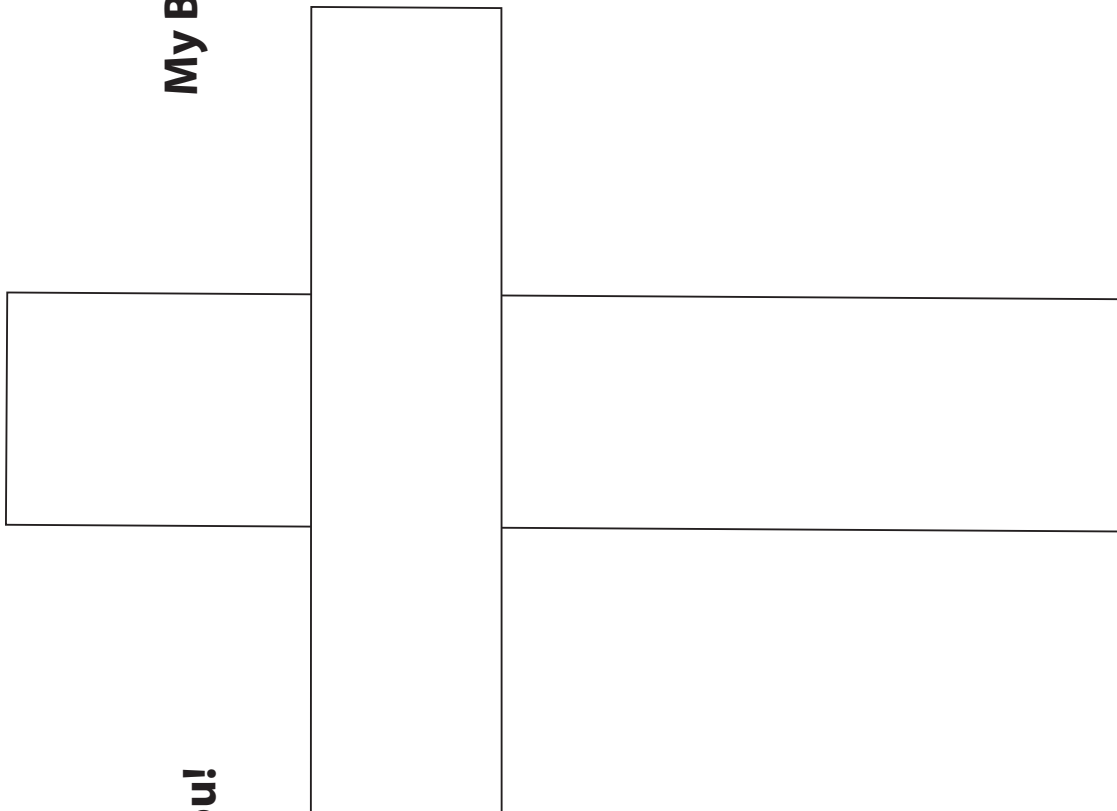
Cup of Remembrance



REMEMBER!

My Blood, Poured Out for You!

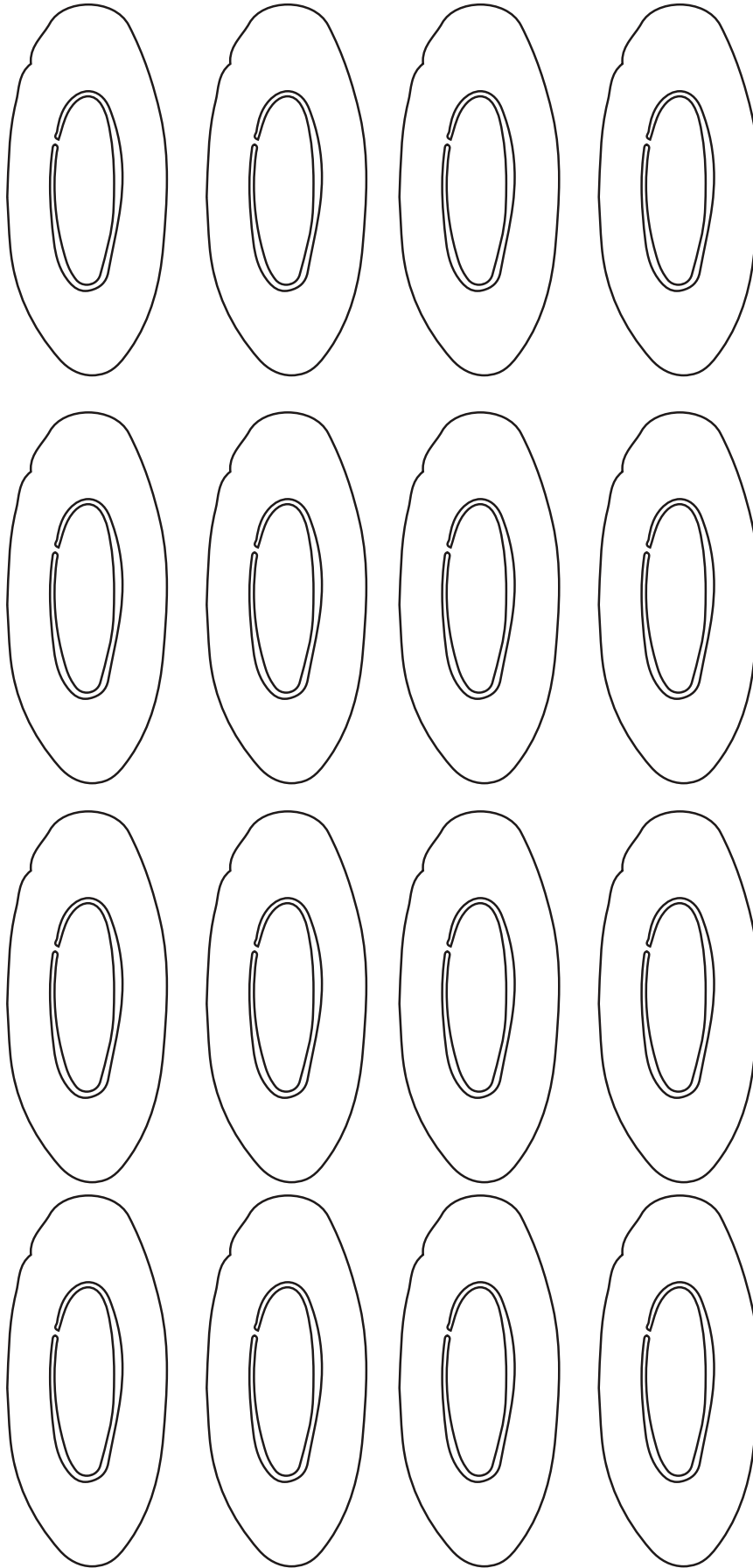
My Body, Given for You!




**Why Do God’s People Go to Church? To Worship God and Love One Another...
by remembering Jesus died to save them!**

“This is my body, which is given for you... This cup that is poured out for you is the new covenant in my blood.” -- Luke 22:19,20, ESV

Bread of Remembrance






Why do God's people go to church? To worship God and love one another... by remembering Jesus died to save them! God's people are so honored to get take the Lord's Supper. They understand that we have all disobeyed God and deserve His punishment, not to be His people. They know that only by Jesus giving up His perfect life as the full payment for their sins, could they ever be forgiven or get to be God's people. They thank Jesus that He beat sin and death for them. They want to live their lives for Him. How can we become God's people? By turning away from our sins and trusting in Jesus as our Savior. And if you do this, then one day, you, too will get to join God's people in remembering how Jesus died to save you by eating this special meal. What a great day that will be!

The Case of the Remembered Rescue Jigsaw Puzzle Page

Exodus 12; Luke 22; Isaiah 25:7-9

Make copies of picture and cut out into an appropriate number of pieces for your children.
Or, you can print out color versions of this puzzle by downloading it from praisefactory.org.

Why do God's people go to church? To worship God and love one another... by remembering Jesus died to save them! God's people are so honored to get take the Lord's Supper. They understand that we have all disobeyed God and deserve His punishment, not to be His people. They know that only by Jesus giving up His perfect life as the full payment for their sins, could they ever be forgiven or get to be God's people. They thank Jesus that He beat sin and death for them. They want to live their lives for Him. How can we become God's people? By turning away from our sins and trusting in Jesus as our Savior. And if you do this, then one day, you, too will get to join God's people in remembering how Jesus died to save you by eating this special meal. What a great day that will be!



DEEP DOWN DETECTIVES

Curriculum Resources



**Appendix D:
Just for Fun
Activities**

Just-For-Fun Activities

The following are activities that you can incorporate into your free play time. While the activities, themselves, are just-for-fun, you can make them rich times of relationship building, and even use it as an opportunity to discuss what is being taught during Circle Time. Don't over do it, but you can use the Deep Down Detectives Discussion Sheet for question ideas.

Gluing and Sticking

Just for Fun Arts and Crafts

Directions

Teacher cuts out or draws a basic shape or shapes related to concept or story on cardstock or construction paper for children to stick stickers on or glue fabric or paper scraps (tissue, gift wrap paper, construction paper, etc), beans, popcorn, buttons, cotton balls, foam shapes etc. onto. Use glue sticks rather than craft glue for these crafts. Cut fabric/paper scraps fairly large—about 1" or so.

Print-Making

Just for Fun Arts and Crafts

Directions

Children will make designs on a plain piece of construction paper or one with a simple shape drawn on it, using tempera paint (with a little dish soap added to it to make clean up easier) and any number of objects. Objects suggested in this curriculum: marbles, duplos, sponge shapes, empty thread spools, blocks with rick-rack glue-gunned to the bottom of them, cars and trucks, bubble wrap and cork.

Necklaces

Just for Fun Arts and Crafts

Directions

These are made with hollow pasta shapes and hole-punched shapes related to the story/concept. Children can string these onto a piece of yarn or string and have you tie the ends together when they are done.

Coloring (Really Scribbling)

Just for Fun Arts and Crafts

Directions

Children will use crayons or washable markers to draw on construction paper. If desired, the teacher can draw a picture or shapes related to the story on the paper for children to scribble on.

Puzzles

Just for Fun Arts and Crafts

Directions

A simple picture related to the story or concept is printed out onto cardstock and cut into a puzzle of 4 to 10 pieces. This can be done by enlarging one or a number of the people/objects from the story, in a Word, Power-point or other program to the desired size, then printing out onto cardstock. Children can "color" in the picture, then you can cut it out for them into as many pieces as is fitting for the child.

Craft Dough

Just for Fun Arts and Crafts

Directions

Provide purchased or homemade play dough (recipe provided) along with various “tools” such as plastic knives (without teeth), small jar lids, keys, garlic presses, little rolling pins, plastic cookie cutters, etc.

Homemade Play Dough Recipe

2 cups flour
1 cup salt
4 tsp cream of tartar
2 tbsp oil
2 cups water

Combine the flour, salt and cream of tartar. Mix well. In a large pot, combine the oil and the water. Add food coloring, if desired. Add flour mixture to the pot, stirring as you add. Heat mixture over medium heat, stirring constantly. Continue to stir until mixture forms ball and pulls away from the sides of the pot. Remove ball and knead on plain surface (not floured) until the texture becomes like play-dough. Store dough in an airtight plastic container. Keeps about 3 months. Makes about 5 cups. Allow at least a ½ cup per child.

Sandpaper Shapes and Patterns

Just for Fun Arts and Crafts

Directions

Use a glue gun to glue full 8 ½” by 11” sheets of sandpaper to foam board or sturdy cardboard cut the same size. Give the children yarn pieces of various lengths, 4” to 12” long. Let them stick the yarn onto the sandpaper and make designs and pictures with them.

Dance Ribbons

Just for Fun Games

Supplies

3 4’ ribbons per child
1 plastic shower curtain ring per child
CD player
CD of music

Preparing the Activity

1. Tie three 4’ ribbons to a plastic shower curtain ring.

Directions

1. Give them to the children to run around with. Have music for them to dance to as they twirl their ribbons. If desired, you could have them sing the Big Question/Bible verse song.

Match the Shape with Objects

Just for Fun Games

Supplies

Common objects such as keys, cookie cutters, spoons, unsharpened pencils, etc.

Cardstock

Permanent marker

Shoe box

Preparing the Activity

1. Trace around common objects such as keys, cookie cutters, spoons, unsharpened pencils, etc., each on a separate piece of cardstock.

2. Put these and the objects in a shoe box.

Directions

Have the children take out the cardstock outlines and the shapes and match them up.

Match the Shape with Blocks

Just for Fun Games

Supplies

Shoe box

Different shape blocks

Duct tape

Preparing the Game

1. Cut the outline of different blocks from a child's building block set in the top of a sturdy shoe box.

2. Use duct tape to tape down one long side, making a hinge for the lid.

Directions

1. Have the children put the right shape block into the box through the hole of the same shape.

Ball 'n' Tube

Just for Fun Games

Supplies

Have the children match the block shapes and insert them into the shoe box.

Materials

4-6' length of PVC pipe with a 2"-3" diameter opening, found very inexpensively at home improvement stores

Various sizes of balls that will fit through the diameter of the PVC pipe

Playing the Game

1. Have the children take turns putting the ball down one end and watching it roll out the other.

Bowling

Just for Fun Games

Supplies

6 or so empty 2-liter soda bottles
A soft, foam ball
Optional: sand or beans, packing/duct tape

Preparing the Game

If desired, put sand or beans in all/some of the bottles. Seal with tape.

Directions

Line up empty 2 liter soda bottles and have the children try to knock them down by rolling a ball into them.

Color Sort

Just for Fun Games

Supplies

Various single colored objects, such as pom-poms, foam shapes, beads, etc. (Be careful to choose objects of a non-swallowable size)
1 Large container that fits all the objects in it at once
Smaller containers, one per color
Construction paper or markers

Preparing the Activity

1. Put all the objects in the large container. Mix up.
2. Put a piece of construction paper/paper colored with marker on the outside of each of the small containers that matches the color object to go in it.

Directions

Have the children separate out all the colored items into their proper container.

Pattern Post Office

Just for Fun Games

Supplies

Various scraps of gift wrap paper or other colorful paper
Glue stick
Cardstock or cereal box
Shoe Box

Preparing the Activity

1. Cut out envelope-sized pieces of gift wrap paper (or scrap booking paper) and glue them onto cardstock of the same size.
2. Have a shoe box with a letter slit cut in the top for each of the different paper types.
3. Glue a piece of the designated gift wrap paper for each particular box on top of the box.

Directions

Have the children sort through the "mail" and put them in their right mail slot.

More Ideas for Activity Centers

Dress-up Clothes
Hats and Crowns
Simple Wooden Puzzles
Duplos
Blocks and Cardboard bricks
Peg Sets*
Magnet Sets (especially “Tall Stacks”)*
(Large) Beads and Threading Laces
Small plastic people, animals, and vehicles*
Lacing cards
Housekeeping sets
Doctor’s and nurse’s sets
Tool sets
Simple Matching games
Dolls
Train sets
Sand or Rice Center with containers
Magnifying glasses and objects*
Shape and Color Sorters
Ring Stackers
Pull toys
Hammer and Peg sets
Tap a Tune pianos
Balls, everything from nerf balls to beach balls*

Great Idea Books

for homemade activity centers

The Wiggle & Giggle Busy Book: 365 Fun, Physical Activities for Your Toddler and Preschooler,
Trish Kuffner and Megan McGinnis
The Toddler’s Busy Book, Trish Kuffner
Arts and Crafts Busy Book
The First Three Years of Life, Burton L. White
Creative Resources for Infants and Toddlers, Judy Herr and Terri Swim

Websites

Just for Fun Games for ordering activity centers activities and materials

christianbook.com
amazon.com
toysrus.com
growingtreetoys.com
orientaltrading.com

DEEP DOWN DETECTIVES

Curriculum Resources



**Appendix E:
Curriculum Resources
to Make or Buy**

Big Question Box/Briefcase

What You Want

The Big Question Briefcase is a briefcase or other container with these characteristics:

- Ideally, this should be around 17" x 12", but needs to be at least big enough to fit a 8 ½" x 11" sheets of paper inside it.
- Have various pockets to put these sheets in
- Is attractive or curious looking to preschoolers
- Not necessary, but extremely fun, if it has a combination lock

Finding a Briefcase:

You can certainly buy one new, but you always may find a used one at a thrift shop. Or, someone may have one they want to donate. We use one that stores valuables in it and is the 17" x 12" size. Very durable and has the lock feature that the kids love.

You also can move away from the briefcase idea and use a little trunk or other box for your substitute briefcase. Just change the name to the Big Question Box, if you use a box instead. A boot box or the cardboard box that 10 reams of copy paper comes in is a great size, if you are using a box.

If you use a box, but want a lock-like feature, that's easy to do. Simply cut "straps" out of felt or vinyl and glue in place to the top and bottom sides of the box on one side, with the top strap overlapping the bottom straps. Add velcro to the top and bottom pieces so that they meet and fasten. Make back "hinges" for the box with the felt/vinyl straps, too. Or, you can simply add a belt around the box that has to be unfastened before the box can be opened.

Here are some suggestions for decorating a box or even the outside of your briefcase to make it appealing.

Supplies

Your box/briefcase
Plain white contact paper or white cardstock
Colorful wrapping paper
Glitter glue
Markers
Sequins, fake jewels, buttons, rick rack, etc.
Other decorating supplies
Stickers
Glue
Clear packing tape

Directions

1. If you are using a box that has wording on it, you will first need to make plain surfaces for decorating and a hinge for the lid. Stick the white contact paper or white cardstock to each side of the box. On the other hand, you can also use colorful wrapping paper. Then, make a lid by sticking the clear packing tape along one long side of the box, attaching the lid to the box.

2. Use the craft decorating supplies to decorate the box. If desired, you can put a big question mark on top of the box, but remember that you are working with two and three year olds: the question mark symbol is not very meaningful to them yet.

Making a Flannelgraph Storyboard **for use in story-telling and in playing the story review games**

While you may decide to use sticky tac and stick your storyboard pictures to a white board, it is very easy to make a flannelgraph board. The advantage to the flannelgraph board is that the pictures stick very easily and there is no messing with the sticky-tac.

Supplies

Large Format Pictures Board: AT LEAST a 36" x 48" foamboard or corkboard (We actually use a far bigger canvas and attach it to the wall) A science project board with the two sides that fold out makes a good 36" x 48" board.
OR, Small Format Pictures Board: AT LEAST a 24" x 36" (to 36" x 48)" board
Large piece of neutral-colored felt to cover your board with extra to overlap over to the back, if desired.
Glue gun and glue sticks

Directions

1. Center felt on front side of board. Turn over. Secure in place with glue.

Making Durable Storyboard Pictures or Story Scenes **for use in story-telling and in playing the story review games**

Whether you purchase the Deep Down Detectives storyboard pictures from Amazon or print them off the website (included in the Deep Down Detectives Visual Aids book), you will want to find some way to make them more durable. They are used not only as a part of telling the story, but are integral in the story review games. Here's how we make ours durable enough to be used over and over again. **See note below for other simpler options for using these pictures.**

Supplies

Deep Down Detectives Visual Aids book (purchased or downloaded)
White cardstock or printer paper (if downloading pictures)
Sticky-back velcro, circles or cut pieces; or sticky tac putty
Laminator or Self-laminating sheets
Sturdy Sheet Protectors, preferably the "Secure Top" kind, like offered by Avery
Flannelgraph pictures for the Bible stories found at www.praisefactory.org with each unit's resources.

Directions

1. Purchase from Amazon or download and print out the storyboard figures.
2. Cut out flannelgraph figures.
3. Laminate the figures.

Special tip: When laminating the big background pictures that are two (and sometimes even three or four) pieces put together, leave a small gap between the two pieces before laminating together. This small space acts like a hinge and allows you to fold up pictures without hurting them into a manilla envelope that fits 8.5" x 11" sheets of paper along with all of the smaller, regular-sized storyboard pictures.

4. If using a flannelgraph board: Stick a piece of sticky backed velcro (ROUGH SIDE) onto the back of each figure. If using sticky tack and whiteboard: simply stick a small amount of sticky tack on the back of a picture when using it. Remove and store sticky tack in airtight container.

Note: Instead of using all of the pictures as separate flannelgraph pieces, you can choose to use only a few (helpful to have 10 for the story review game); you can clump them onto posterboard and make them into picture scenes; or, you can simply use the Storyboard Picture Guide as a single picture. At praisefactory.org, go to DDD Bits and Pieces for a 22" x 28" poster size jpg of this picture guide if you want to create a large version.

The Deep Down Detectives "Bible" Folder

This is a homemade folder that looks (kinda) like the cover of a Bible. You will use this to put the Bible verse, the Bible Story and storyboard pictures to help make the point that the truths you are teaching them come from the Bible.

Supplies

1 piece of 22" x 28" posterboard (white is fine. Green or brown is nice)

Glue

Stapler and staples or packing tape

The Bible Cover pictures (see online with resources for this unit or from the back of each Deep Down Detectives Visual Aids book.)

NOTE: The Bible Cover pictures included in the Deep Down Detectives Visual Aids books cannot be created larger than 8.5" x 11". That means that they will be under-sized for a Bible Folder of the dimensions you are making. However, you can go online to the Deep Down Detectives curriculum and there is a pdf of a bigger version of these covers that will actually fit the size of this Deep Down Detectives "Bible" Folder.

Directions

1. Lay out poster board with long side along the bottom.
2. Fold in 2" on each side.
3. Take packing tape and tape the folded in 2" flaps to the main section of the posterboard, all the way down.
3. Fold up 8 1/2" on the bottom of the poster board.
4. Use packing tape to tape this flap in place, all the way down.
5. Take scissors and snip through the tape where the flap is attached to the folder. This will give you a bit more room in the folder.
6. Fold the poster board in the middle to make the center fold.
7. Cut out the Bible Cover Pictures. If possible, laminate these. They will last longer.
- 8.. Glue the two cover pieces to the outside of the folder.

