

DEEP DOWN DETECTIVES

**70 Bible Truths
for Inquisitive 4-7's**



Unit 12

**Core Curriculum, ESV
God's People Live for Him**



Curriculum for preschool and elementary age children,
training tools, music and other resources
are available for download or to order at:
www.praisefactory.org

© 2017 Praise Factory Media

This and many other resources are available online at www.praisefactory.org

Scripture quotations marked (NIV) are taken from the Holy Bible,
New International Version®, NIV®. Copyright © 1973, 1978, 1984 by
Biblica, Inc.™ Used by permission of Zondervan. All rights reserved worldwide.www.zondervan.com

Scripture quotations marked (ESV) are from The Holy Bible, English
Standard Version® (ESV®), copyright © 2001 by Crossway,
a publishing ministry of Good News Publishers. Used by permission. All rights reserved.

Scripture quotations marked HCSB are taken from the
Holman Christian Standard Bible®, Copyright © 1999, 2000, 2002, 2003, 2009
by Holman Bible Publishers. Used by permission. Holman Christian Standard Bible®,
Holman CSB®, and HCSB® are federally registered trademarks of Holman Bible Publishers.

Psalm 100

the psalm behind the name



(v.1) Make a joyful noise to the LORD, all the earth!

(v.2) Serve the LORD with gladness!

Come into His presence with singing!

(v.3) Know that the LORD, He is God!

It is He who made us, and we are His;

We are His people, and the sheep of His pasture.

(v.4) Enter His gates with thanksgiving,

And His courts with praise!

Give thanks to Him; bless His name!

(v.5) For the LORD is good;

His steadfast love endures forever,

And His faithfulness to all generations.

May this curriculum help you to be manufacturers of noisy joy unto the LORD (v.1). To sing (v.2), to know (v.3), and to worship Him with thanksgiving and praise (v.4), that the witness of His great faithfulness might continue through all generations (v.5).

The LORD is amazing! They Should Live Like Jesus!

Constance Dever
June 27, 2016

Table of Contents

Getting to Know the Deep Down Detectives Curriculum	9
Getting Started with Deep Down Detectives	9
Deep Down Detectives Overview Flyer	11
Session Prep	13
Learning More about Deep Down Detectives Curriculum, by Resource	14
Learning More about Deep Down Detectives Curriculum, by Activity	16
Customizing the Curriculum: Know Yourself to Know What You Need	21
Customizing the Curriculum: Build-Your-Own-Curriculum Sandwich	22
Common Customizations: by Age Groups	23
Common Customizations: Teaching Situations	25
Maiden Voyage: Testing Out the Curriculum	27
The Real Launch: Implementing the Curriculum in Your Situation	28
Protect Your Investment: Tips on Storing the Curriculum for Future Use	29
Master Supplies List for All Deep Down Detectives Games (this list also included in Appendix B)	33
VBS, Camps and Other Programs	36
The Praise Factory Bible Truths across the Three Curriculums	41
CORE CURRICULUM FOR UNIT 12: GOD’S PEOPLE LIVE FOR HIM	
How Should God’s People Live? They Should Live Like Jesus...	
Bible Truth 1: By Asking God for His Help	45
Session Prep	46
Unit Overview	47
Songs Track Numbers	49
Bible Truth Overview Sheet	50
Lesson Plan	51
Bible Story	63
Discussion Sheet	71
Bible Truth 2: By Loving God Most of All	73
Session Prep	74
Unit Overview	75
Songs Track Numbers	76
Bible Truth Overview Sheet	77
Lesson Plan	79
Bible Story	91
Discussion Sheet	97
Bible Truth 3: By Loving Other People as God Has Loved Them	99
Session Prep	100
Unit Overview	101
Songs Track Numbers	103
Bible Truth Overview Sheet	104
Lesson Plan	105
Bible Story	117
Discussion Sheet	123
Bible Truth 4: By Trusting God and Being Happy with What He Wants	125
Session Prep	126
Unit Overview	127
Songs Track Numbers	129
Bible Truth Overview Sheet	130
Lesson Plan	131
Bible Story	143
Discussion Sheet	151

Bible Truth 5: By Learning God’s Word and Obeying It	153
Session Prep	154
Unit Overview	155
Songs Track Numbers	157
Bible Truth Overview Sheet	158
Lesson Plan	159
Bible Story	171
Discussion Sheet	177
Bible Truth 6: By Saying “No” to Disobeying God	179
Session Prep	180
Unit Overview	181
Songs Track Numbers	183
Bible Truth Overview Sheet	184
Lesson Plan	185
Bible Story	197
Discussion Sheet	203
Bible Truth 7: By Telling the Good News of Jesus	205
Session Prep	206
Unit Overview	207
Songs Track Numbers	209
Bible Truth Overview Sheet	210
Lesson Plan	211
Bible Story	223
Discussion Sheet	229
Bible Truth 8: By Making Much of God	231
Session Prep	232
Unit Overview	233
Songs Track Numbers	235
Bible Truth Overview Sheet	236
Lesson Plan	237
Bible Story	249
Discussion Sheet	255
APPENDIX A: Songs	257
Index of Songs	258
Track Numbers	261
General Classroom Songs (Used every lesson, every unit)	263
Lyrics	265
Sheet Music	269
Unit 12 Songs (Used every lesson throughout the unit)	273
Lyrics	275
Sheet Music	281
Bible Truth 1 Songs	289
Bible Truth 2 Songs	297

Bible Truth 3 Songs	301
Bible Truth 4 Songs	305
Bible Truth 5 Songs	321
Bible Truth 6 Songs	329
Bible Truth 7 Songs	335
Bible Truth 8 Songs	339
APPENDIX B: Games	347
Games Index	348
Master Supplies List for All Deep Down Detectives Games	349
Bible Verse Games	353
Music, Movement & Memory Activities	366
Bible Story Review Games	379
APPENDIX C: Crafts and Take Home Sheets	393
Bible Truth 1 Crafts	395
Bible Truth 2 Crafts	417
Bible Truth 3 Crafts	437
Bible Truth 4 Crafts	457
Bible Truth 5 Crafts	481
Bible Truth 6 Crafts	501
Bible Truth 7 Crafts	523
Bible Truth 8 Crafts	543
APPENDIX D: Free Time Activity Suggestions	563
APPENDIX E: Resources to Make or Buy	569
Making a Big Question Box/Briefcase	570
Making a Flannelgraph Storyboard	571
Making Durable Storyboard Pictures	571
Making Durable Story Scene Pictures	571
Making the Deep Down Detectives Bible Folder	572

Deep Down Detectives Curriculum Resources

There are five companion resources for each of the sixteen units of Deep Down Detectives. Use whichever resources are useful to your setting. Deep Down Detectives resources are available as free, digital downloads at praisefactory.org, or for purchase as hard copies through amazon.com.

Make sure to check out the “Bits and Pieces” section of the Deep Down Detectives curriculum online. It has all of the resources separated out making it easy for you simply to pick, choose and print out whatever you want.

Deep Down Detectives Core Curriculum Book, ESV/NIV for each unit

The Deep Down Detectives Core Curriculum book contains the curriculum introduction, the lesson plans, stories, music, activities and take home sheets for each of the units.

Deep Down Detectives Visual Aids with Simple Story Scenes, ESV/NIV for each unit

This resource provides large, colorful signs of the key concepts used in the unit, PLUS, easy-to-use, colorful scenes that you hold up in sequence as you tell the story. The story text for each scene is printed on the bottom of each scene.

Deep Down Detectives Simple Story Scenes, ESV/NIV for each volume

This resource includes only 2-page overview for Bible Truth, the story scenes, and take home sheets. This is a great, basic resource for use at home and in many classroom teaching situations.

Deep Down Detectives Small Format Visual Aids, ESV/NIV (Small Format Storyboard Pictures) for each volume

This resource provides large, colorful signs of the key concepts used in the unit, PLUS, colorful storyboard (flannelgraph) pictures to cut out and use as you tell each story. These storyboard pictures are for use with storyboards at least 24" x 36" in size.

Deep Down Detectives Large Format Visual Aids, ESV/NIV (Large Format Storyboard Pictures) for each volume

This resource provides large, colorful signs of the key concepts used in the unit. It also provides colorful storyboard (flannelgraph) pictures to cut out and use as you tell each story. These storyboard pictures are for use with storyboards 36" x 48" in size.

All of these materials may be photocopied for non-commercial church, classroom or school use by licensed users.


Other Resources in the Praise Factory Family of Curriculum

Deep Down Detectives is the second in a family of three, inter-related curriculums:

- Hide 'n' Seek Kids (focus group: ages 2-4; adaptable range: ages 2-pre-K 5's)
- Deep Down Detectives (focus group: ages 4--6's; adaptable range: ages 3-2nd grade)
- PFI: (focus group: grades K-5th grade; adaptable range: pre-K 5's-6th grade)

Each curriculum teaches the same biblical themes, but are presented in greater depth as the children grow and develop. Together, the curriculums work like an expanding spiral of truth that returns to reinforce the same truths with each curriculum, yet leading the children to deeper understanding with each step up.

Learn more about these curriculums as well as other resources and ideas for reaching children with the gospel at: www.praisefactory.org.

 <p>DEEP DOWN DETECTIVES</p> <p>designed for ages 4-6, often used with ages 3-7</p> <p>the second of 3 curriculums in the Praise Factory family</p> <p>downloads and hard-copies available through www.praisefactory.org</p>	<p>DEEP DOWN DETECTIVES SESSION OVERVIEW</p> <p>Session Format: Circle Times, Free Play and Your Choice of Activities</p> <p>Each session is structured around Circle Time and Free Play Time. Circle Times are used to introduce and review the concept, Bible verse, Bible story, and the ACTS prayer. (A prayer including <u>A</u>doration, <u>C</u>onfession, <u>T</u>hanksgiving, and <u>S</u>upplication related to the Bible truth they are learning.) Free play is not only enjoyable, but also helps to replenish attention spans and prepare the children for more group listening later in the session. Every session also includes lots of response activities that you may choose to use during free play time to add as much reinforcement as best suits your children. Each Deep Down Detectives session follows the same four-part format, as described here:</p> <p>PART 1: Getting Started A time to welcome the children to the class, enjoy free play, music, and/or play a Bible verse game.</p> <p>PART 2: Opening Circle Time The children are gathered together for their primary teaching time. The Big Question and Bible Truth (and related songs) are introduced. A listening assignment* is given, the Bible story told, then the listening assignment answered at the end of story time.</p> <p>PART 3: Free Play/Activity Time The children participate in free play and/or response activities.</p> <p>PART 4: Closing Circle Time The children gather together for a brief review of what they have learned and a closing prayer. Teachers give out take home sheets as children are dismissed.</p> <p>*As with the other two Praise Factory curriculums, Deep Down Detectives has a few detective-ish elements to it. (1) There is the "Big Question Briefcase" that contains the key concept visual aids and the Bible storyboard pictures that the teacher uses as he teaches. And (2), Each story is called "The Case of the" and comes with "Detective Dan's Listening Assignments." These are listening assignments to be solved as the children listen to the story. There are 3 different listening assignments--one for each of the 3 sessions of curriculum included with each Deep Down Detectives Bible Truth. These questions are especially good for use with three-year-olds or older preschoolers.</p> <p>Session Length The resources for each Deep Down Detectives session--as described in the lesson plan--are designed for a 60 to 90 minutes session. However, they can be easily tailored to fit a shorter or longer session.</p>
<p>DEEP DOWN DETECTIVES... AT A GLANCE</p> <ul style="list-style-type: none"> • Teaches the 16 Biblical (theological) themes used in all three Praise Factory curriculums, but in greater depth than in Hide 'n' Seek Kids. Each of these themes is presented as a "Big Question and Answer." • Each theme is taught as a series of Bible truths that develop the theme. There are 69 Bible truths in all. • There is one Bible story and one Bible verse for each of the 69 Bible truths. All of the Bible verses are set to music, which can be a great aid in learning and remembering them. • There are three sessions of curriculum per Bible truth. Use as few or as many as you want. Each is jam-packed with activities. • The multiple sessions give children the time they need to really learn each truth. The new activities keep the learning fresh each session. • The curriculum for each Bible truth comes with a fully-scripted lesson plan, beautiful storyboard pictures, games, crafts, take-home sheets, and lots of music. • The curriculum is flexible and is easily adaptable to many different teaching settings. • Both downloads and hard copies available. 	

Note: *If desired, you can start out each of the 16 units of Deep Down Detectives with one session (or more) from Hide 'n' Seek Kids curriculum. This creates a nice introduction to the over-arching theme for each unit. It would also add 16 or more sessions to the curriculum.

DEEP DOWN DETECTIVES SCOPE AND SEQUENCE			
UNIT	BIBLE TRUTHS TAUGHT	UNIT	BIBLE TRUTHS TAUGHT
Unit 1: The God Who Reveals Himself Q: How Can I Know What God Is Like? A: He Shows Me What He's Like!	1. By the Heart He Gave Me to Know and Love Him 2. In Everything I See All Around Me 3. In the Bible, the Perfect Word of God 4. Through His Very Own Son, Jesus Christ	Unit 9: Jesus Christ, Immanuel, God with Us Q: What Did Jesus Come to Do? A: Jesus Came to Bring Us to God!	1. He Left His Home in Heaven to Save Us 2. He Never, Ever Disobeyed God 3. He Taught about God and Did Amazing Things 4. He Died on the Cross for His People's Sins 5. He Rose from the Dead 6. He Went Up to Rule in Heaven
Unit 2: God's Wonderful Word, the Bible Q: What's So Special about the Bible? A: It Alone Is God's Word!	1. God Made Sure It Was Written Down Just Right 2. It Tells Us about God and His Plans 3. God Uses It to Save His People 4. God Uses It to Change His People	Unit 10: The Holy Spirit: The Indwelling God Q: What Does the Holy Spirit Do in God's People? A: He Changes Their Hearts!	1. The Holy Spirit Lives in God's People 2. The Holy Spirit Gives God's People Courage 3. The Holy Spirit Gives God's People Wisdom 4. The Holy Spirit Builds God's Church
Unit 3: The Good News of God, the Gospel Q: What Is the Gospel? A: Salvation through Faith in Jesus Christ!	1. God Made Us and We Should Obey Him 2. We Have All Disobeyed God and Deserve His Punishment 3. God Sent Jesus to Pay for God's People's Sins 4. God Saves All Who Repent of Their Sins and Trust in Jesus	Unit 11: The God Who Saves Q: How Can We Be Saved? A: It Is God's Free Gift!	1. When We Trust in Jesus as Our Own Savior 2. When We Tell God Our Sins and Turn Away from Them 3. When the Holy Spirit Works in Our Hearts
Unit 4: The God Like None Other Q: Can Anybody Tell Me What the LORD Is Like? A: He's Not Like Anyone Else!	1. He Is a Glorious Spirit 2. He Is the One, True God 3. He Is God the Father, Son and Holy Spirit: One God, but Three Persons 4. He Is Everywhere, All the Time 5. He Knows Everything There is to Know 6. He Is Perfectly Holy, Purely Good 7. He Can Do Anything He Wants to Do 8. He Is Always Faithful, Through and Through	Unit 12: God's People Live for Him Q: How Should God's People Live? A: They Should Live Like Jesus!	1. By Asking God for His Help 2. By Loving Him Most of All 3. By Loving Other People as God Has Loved Them 4. By Trusting God and Being Happy with What He Wants 5. By Learning God's Word and Obeying It 6. By Saying "No" to Disobeying God 7. By Telling the Good News of Jesus 8. By Making Much of God
Unit 5: God, the Good Creator Q: Can You Tell Me What God Made? A: God Made All Things Good!	1. He Made Everything Good in Heaven and Earth 2. He Made People in a Special Way	Unit 13: The Sustaining God Q: Why Do God's People Keep Believing in Him? A: It Is God's Sustaining Grace!	1. God Alone Sustains His People 2. God the Father Promises to Help His People 3. Jesus Provides God's People with Everything They Need to Live for Him 4. The Holy Spirit Works in His People 5. The Word of God Grows God's People 6. God Uses His People to Strengthen and Comfort Each Other
Unit 6: God, the Just and Merciful Q: How Did Bad Things Come into God's Good World? A: Bad Things Came Through Sin!	1. When Adam and Eve Chose to Disobey God 2. When It Spread to the Whole World	Unit 14: The God Who Delights in Our Prayers Q: How Does God Want Us to Pray? A: Every Night and Day!	1. He Wants Us to Praise Him 2. He Wants Us to Confess Our Sins to Him 3. He Wants Us to Thank Him 4. He Wants Us to Ask Him to Do Great Things
Unit 11: The God Who Saves Q: How Can We Be Saved? A: It Is God's Free Gift!	1. When We Tell God Our Sins and Turn Away from Them 2. When We Trust in Jesus As Our Own Savior 3. When the Holy Spirit Works in Our Hearts	Unit 15: God's People Gather Together Q: Why Do God's People Go to Church? A: To Worship God and Love One Another!	1. By Praising God for Jesus' Win over Death 2. By Learning from God's Word, the Bible 3. By Caring for Each Other's Needs 4. By Telling What God Has Done and Praying 5. By Baptizing People Who Trust in and Live for Jesus 6. By Remembering Jesus Died to Save Them
Unit 8: The God Who Loves Q: What Is God's Love for His People Like? A: It's More than They Could Ever Deserve!	1. He Gave His Son, Jesus to Save Them 2. He Always Takes Care of Them 3. He Uses Their Sadnesses for Good 4. He Will Never Stop Loving His People	Unit 16: Jesus, the Returning King Q: What Will Happen When Jesus Comes Back? A: God Will Make Everything New!	1. Jesus Will Judge All People Fairly 2. God's People Will Live Happily with God Forever

Session Prep (especially good for newbies!)

Pray!



Pray for the Holy Spirit to be at work in your and the children's hearts.

Review



If new to the curriculum, look at the **Getting Started with Deep Down Detectives section of the Core Curriculum book**. (p.5) It will be especially helpful to read through the Deep Down Detectives section of **The Praise Factory Tour: Extended Version Book**. This is a visual way to understand what goes on in the classroom. (A pdf of the book is found in the samples section on the website.)

Look through and Learn the Lesson



Read over **lesson plan**. Practice any **songs or action rhymes** you are using. Choose/make up motions to go with these. Choose less with younger children and more with older preschoolers. **Practice the lesson with the visual aids** and using the Big Question Box/Briefcase.

Read and Rehearse the Bible Story with Pictures



Read the Bible story from the Bible. Read the curriculum version. Practice telling it with the storyboard pictures. (If you have not previously laminated the story pictures, do that now.) Or, rehearse it from the Simple Story Scenes, if you are using those.

Let There Be Music



Download the music and listen to the songs. Choose which of the songs you will use with the children. If using live musicians, make sure they have the sheet music (Appendix A, Core Curriculum book).

Put the Props in Place



1. Prepare your Visual Aids. Put the Big Question, Unit Bible Truths, Bible Truth, Bible Verse, and Listening Assignment signs, as well as the Bible Story script in one side of the Bible folder.
2. Get out your storyboard. If using Simple Story Scenes, put these in your Bible Folder. Or, if using the individual storyboard figures, put all background pictures in place (they have a BG by the number). Put the rest of the storyboard pictures (these have a SB by the number) in order of use in the other side of the Bible folder.
3. Put the DDD Bible Folder as well as the Big Question sign in the Big Question Box/Briefcase and shut it. If your box/briefcase has locks and you want to use the unlocking the box as part of your session, lock it now....but make sure you have the key or know the code first.
4. Prepare the music CD or sheet music or mp3 device for use in your session.

Set Out Free Play Activities



Choose and set up free time activities you will use with the children. Choose a variety of different activities that will be enjoyed by different types of children. Rotate the activities you provide to keep them interesting and fresh to your children. (Suggestions in Appendix D, Core Curriculum books.)

Prepare Any Activities



Choose which (if any) of the Bible Truth games and crafts activities you want to use in the session. Bear in mind your time frame as well as the developmental abilities and attention span of your children as you decide which/how many to prepare. **Look over the Discussion Sheet** and choose a few questions you might use to spark discussion with the children as they do their activities (especially good for ages 3's+). Pray for God to give you opportunities to talk about these things with the children.

Let Them Take It with Them



Make copies of the craft/take home sheets, if you are not already using them as one of your activities. You may also want to make copies of the story (see take-home version of each story included in Appendix C with the other take home resources) to have for parents to use with their children at home. There's a link on each craft/take home sheet to the story, if you don't make hard copies.

Store It



After your session is over, collect the resources and store them for future use. This curriculum can be used over and over for years to come.

Learning More about Deep Down Detectives Curriculum, by Resource

The extra-depth information starts here! This section will describe important features of the Deep Down Detectives curriculum. Look at each resource in the Deep Down Detectives Core Curriculum and Visual Aid books as you read below. **This first section takes a look at the major resources used in presenting the curriculum.**

<p>Scripted Lesson Plan</p>  <p><i>Found in the Core Curriculum books</i></p>	<p>There are three lessons of curriculum provided for each Bible Truth. Since much of the text is the same for all three lessons, only one lesson plan is needed. The different activities for each lesson are noted where they occur. The lesson plans are fully-scripted. This helps even the most inexperienced teacher to know what to say and do. They train your teachers in what to say and do, every step of the way. Notice the green squares with numbers found in the left side bar of the lesson plan. These are references to the visual aids the teacher can use with the children as she teaches.</p>
<p>Visual Aids</p>  <p><i>Resources found in the Deep Down Detectives Visual Aids books</i></p>	<p>Visual aids are very important in the Deep Down Detectives curriculum. They help the children learn, and keep them focused and interested. Visual aids also help even the newest teacher teach with greater ease. All of the visual aids are used with the Big Question Box/Briefcase and are revealed as the lesson progresses. They include the Big Question and Answer sign, the Unit Bible Truths sign, the Bible Truth sign, the Bible Verse sign, the Listening Assignments (used as the children listen to the Bible story), and the storyboard pictures used with the Bible story.</p>
<p>Big Question Box/Briefcase</p>  <p><i>Directions for making this are found in the back of the Deep Down Detectives Core Curriculum books</i></p>	<p>The Big Question Box/Briefcase is a simple box with a lid that you buy or make; or, you can use a briefcase with a combination lock (kids love this!). Inside the Big Question Box/Briefcase are the props for key teaching concepts (Big Question and Answer; Unit Bible Truths, the Bible Truth concept, the Bible verse and Bible story. While not absolutely necessary, the Big Question Box adds a lot of interest to the lesson.</p>
<p>Deep Down Detectives "Bible" Folder</p>  <p><i>Directions for making this are found in the back of the Deep Down Detectives Core Curriculum and Visual Aids books</i></p>	<p>The Deep Down Detectives "Bible" Folder is a large, homemade folder made from a 22" x 28" piece of poster board. Images for the front and back of this mock Bible can be glued in place. 8.5" x 11" front and back cover images are included in the Deep Down Detectives Visual Aids in the back. Larger versions of the front and back covers are found online for download with the resources for each unit.</p> <p>Inside this over-sized folder, the teacher places the Bible Verse, the Listening Assignment for the Bible story, the text to the Bible story and the storyboard pictures. The point of this Bible folder is for children to begin to grasp that the truths they are learning come from the Bible.</p>
<p>Simple Story Scenes, Storyboard & Storyboard Pictures</p>  <p><i>Directions for making these are found in the back of the Deep Down Detectives</i></p>	<p>Beautiful storyboard pictures have been created for you to put up on a feltboard to bring the story alive. (These figures are also used in the Bible Story Review Game.) The storyboard pictures are found in the Deep Down Detectives Visual Aids Book for each unit. See Core Curriculum Appendix E for preparation instructions.</p> <p>Simple Story Scenes are the easiest way to use the pictures. Each story is simply told with book-like illustrations and story text along the bottom.</p> <p>If you want a more traditional flannelgraph approach, choose the Storyboard Pictures. These are individual figures that let you build your own scene and allow kids to help put up the pictures. Fun, but they are more work. There are two, different sizes of storyboard pictures you can choose from. Small Format for the smaller class or home setting. Large Format, for a larger class.</p>

Learning More about Deep Down Detectives Curriculum, by Resource

Two, Colorful Ways to Present the Story: Story Scenes OR Storyboard (Flannelgraph) Pictures



Directions for making these are found in the back of the Deep Down Detectives Core Curriculum and in the Visual Aids books

Beautiful **pictures** have been created to help you bring the story alive.

The Deep Down Detectives Visual Aids and Story Scenes Book for each unit is the easiest way to access these pictures. Ten, colorful, 11" x 17" scenes with text on back can be held up as you tell the story. Each comes as two, 8.5" x 11" sheets which are taped together to create each 11" x 17" scene. Quick to prepare. Easy to use.

Or, you can use the **Storyboard Pictures**, which are individual, flannelgraph pieces that you put up on a felt storyboard as you tell the story. There are **two, different sizes of storyboard pictures** you can choose from. **The pictures in the Deep Down Detectives Small Format Visual Aids books fit on 24" x 36" to 36" x 48" storyboards.** Plenty for a smaller class or home setting. Or, for **larger classroom settings**, choose **The pictures in the Deep Down Detectives Visual Aids (Large Format Storyboard pictures) books work best on a storyboard that is AT LEAST 36" x 48".**

Those with less prep time or with less experience teaching may feel more at ease with the Storybook Scenes. The storyboard pictures do take time to cut out and laminate. You do need to take time to learn to tell the story with them. But, the children love watching the story unfold as you put up the storyboard pictures. And, they can take an active role in helping put them up, which is of great, educational benefit. We (CHBC) actually use both. We love to tell the story with the Story Scenes; then, we have the children review the story by reconstructing it with the Storyboard Pictures. They are like a big puzzle that kids love to put together. Either or both are all great options.

Deep Down Detectives Music



Songs for each unit found in the back of the Core Curriculum book

Lyrics and sheet music for the songs used with each unit are actually included within the Deep Down Detectives Core Curriculum books in Appendix A.

Deep Down Detectives Audio mp3's



Resources found online only with the resources for each unit

The audio music for each unit is **included in a zip file** found on the Praise Factory website with the resources for each Deep Down Detectives unit.

Download the zip file from the website to a desired location on your computer. Open the zip file by choosing the "extract" option (often shows up when you right click your mouse over the file.) Once they are extracted, you can access them.

You also can play the songs right off of the website from the Deep Down Detectives "Just Music" section.


Or, you can download the QR code sheet of songs used with each Bible Truth.

Learning More about Deep Down Detectives Curriculum, by Activity

This section describes the activities offered in the Deep Down Detectives curriculum, in order of use. Look at them in the Deep Down Detectives Core Curriculum and Visual Aids books as you read below.

<p>Intake Activities</p> 	<p>These are activities that help the children settle in their class and get ready for learning. They are open-ended so that any child can join in as they are checked into class. Younger children typically do a free time activity.</p> <p>Older children typically play a Bible Verse Memory Game or take part in the Sing-along Music Time. Adding the Music, Movement & Memory Activity to the singing can be especially enjoyable for these children.</p> <p>Both the Bible Verse Memory Game and the Music, Movement & Memory Activity are some of the games included in the Response Activities section of the lesson plan. There are three sets of these games suggested, enough for a new set of game for each of the three lessons included with each Bible Truth. Game directions are found in Appendix B of each Deep Down Detectives Core Curriculum book.</p>
<p>The Classroom Song</p> 	<p>Transitions between activities can be difficult, particularly for preschoolers. The Classroom Song is a simple song with four verses used at transition times to make transitions easy and fun.</p> <p>Verse 1: The Gathering Verse invites the children to gather together to worship God. Verse 2: The Go and Play Verse dismisses the children to play time. Verse 3: Time to Go & Tell Verse transitions the children to Closing Circle Time,. It is used not only to help them remember what they have learned in class , but also to go and tell others what they've learned Verse 4: What's Our Big News Verse asks the children to think about what they will go and tell others as they are dismissed.</p> <p>The lyrics to the Classroom Song are included in the lesson plan. Large format lyrics and sheet music are included in Appendix A of each Deep Down Detectives Core Curriculum book. An audio version of each verse is included in the unit music.</p>
<p>The Deep Down Detectives Theme Song</p> 	<p>Circle Time opens with the curriculum theme song. It reminds the children what their learning time is about. The lyrics to the Classroom Song are included in the lesson plan. Large format lyrics and sheet music are included in Appendix A of each Deep Down Detectives Core Curriculum book. The song audio included with the rest of the unit songs.</p>
<p>The Classroom Rules Song</p> 	<p>A major challenge and important goal with preschoolers is teaching them how to act in a more formal, group teaching setting. Remember this and do not let yourself become frustrated. Your work with the children now will make way for easier teaching as they get older. Reviewing simple and clear classroom rules, then praying for God's help with the children is a great way to start every session During the rest of the session, you may want to refer back to the rules, praising the children when they are keeping them well or reminding them of the rules when addressing problems.</p> <p>The Classroom Rules Song provides a simple, fun to sing/say chant of class rules. It helps remind children of the behavior expected of them in class.</p> <p>The lyrics to the Classroom Rules Song are included in the lesson plan. Large format lyrics and sheet music are included in Appendix A of each Deep Down Detectives Core Curriculum book. The audio for this song is included in the unit music.</p>

Prayers



Two prayers are used in each session: **an Opening Prayer and an Unit ACTS** prayer.

The Opening Prayer stays the same for every session of Deep Down Detectives. It is a prayer asking for God’s help to keep the class rules and to learn about Him.

The Opening Prayer can be introduced with the **“Let’s Pray!” Song/rhyme**.

The ACTS Prayer changes with each Bible Truth. It is called an ACTS prayer because it incorporates four elements of prayer: Adoration (praising God for who He is); Confession (asking forgiveness for our sins); Thanksgiving (thanking God for what He’s done, especially through Jesus); and, Supplication (asking God to do great things). It centers around the Bible Truth the children are learning. The ACTS prayer for each Bible Truth can be introduced by the **ACTS Prayer Song**, which helps familiarize the children with the four elements of prayer represented by A,C,T, and S.

The lyrics to “Let’s Pray” and the “ACTS Prayer Song” **are included in the lesson plan. Large format lyrics and sheet music are included in Appendix A of each Deep Down Detectives Core Curriculum book. The audio for these songs is in the unit music.**

The Big Question & Answer



The Big Question Box Song



The Big Question and Answer is introduced by the use of a 8½”x 11” two-sided **Big Question and Answer sign**. This sign is hidden in **The Big Question Box/Briefcase**, a simple box with a lid you can buy or make; or, a briefcase. (Suggestions for making or buying one included in the Core Curriculum books in Appendix E).

The children sing/say the **Big Question Box/Briefcase Song**, then the teacher or a designated child opens the box/briefcase and gives it to the teacher to hold up and read to the children. The teacher and children then sing the **Big Q & A Song**: the Big Question and Answer set to the tune of a familiar nursery rhyme.

The words to the Big Question Box Song **are included in the lesson plan. Large format lyrics and sheet music are included in Appendix A of each Deep Down Detectives Core Curriculum book. The audio for this song is included the unit music.**

Big Question Action Rhyme and Song



The meaning of the Big Question and Answer is explained by use of an action rhyme. The action rhyme includes actions that you can do as you say it. Use as few or as many of the actions as you deem appropriate for your children.

Or, you can sing the **Big Question Song**, which incorporates the same concepts into a song.

The lyrics to the Big Question Song **are included in the lesson plan. Large format lyrics and sheet music are included in Appendix A of each Deep Down Detectives Core Curriculum book. The audio for this song is in the unit music.**

Unit Bible Truths



Having learned the Big Question and Answer for the unit, now it’s time to introduce the Bible Truths about this Big Question that the children will be learning. The teacher holds up the **Unit Bible Truths sign** that show all the Bible Truths in the unit. (There are anywhere from two to eight truths in a unit). He tells the class that these are the truths they will be learning about the Big Question, one by one. This helps the children to group the truths together and review what they are as they progress through the unit.

The Bible Truth Clue Sign



Having shown the children all the Bible Truths, the teacher is now ready to focus in on the one of the Bible Truths. The teacher/designated child will take the **Bible Truth Clue sign out of the Big Question Box/Briefcase** and show it to the class. At first, he only shows them the words on the top of the sign (use one hand to cover up the answer along the sign's bottom). He reads the words along the top, emphasizing the word that is missing. The class listens to the clue hint and works together to come up with the missing word. The teacher reveals the answer, then reads the meaning of the Bible Truth off of the back of the sign (or from the lesson plan.) There are three lessons for each Bible Truth, allowing the children to learn and master the concept before moving onto the next one.

The Bible Chant



The kids prepare to hear teaching from the Bible by singing/saying **the Bible Chant Song**. This is a simple jingle that reminds the kids that the Bible is very special because it alone is God's Word.

The lyrics to the Bible Chant **are included in the lesson plan. Large format lyrics and sheet music are included in Appendix A of each Deep Down Detectives Core Curriculum book. The audio for this song is in the unit music.**

The Deep Down Detectives "Bible" Folder



After singing the Bible Chant song, the teacher/designated child pulls out the **Deep Down Detectives "Bible" Folder** from the **Big Question Box/Briefcase**. As explained previously, the point of this Bible folder is for children to begin to grasp that the truths they are learning come from the Bible. The Deep Down Detectives "Bible" Folder is a large, homemade folder made from a 22" x 28" piece of poster board. Images for the front and back of this mock Bible can be glued in place. Inside this over-sized folder, the teacher places **the Bible Verse, the Listening Assignment for the Bible story, the text to the Bible story and the storyboard pictures.**

The Bible Verse and Song



The first thing that the teachers pulls out of the "Bible" folder in the Bible verse. Only one Bible verse is taught with each Bible truth. This gives the children three lessons to really learn the verse and its meaning--not just hear it and forget it. The Bible verse is reinforced even more through **the Bible Verse Song**. This song is used as part of the regular teaching time in Circle Time, as well as in the **Music, Movement and Memory activities**, described next. These activities provide even more opportunities for learning the verse.

The lyrics to the Bible Verse Song **are included in the lesson plan. Large format lyrics and sheet music are included in Appendix A of each Deep Down Detectives Core Curriculum book. The audio for this song is in the unit music.**

The Bible Story and Resources



Only one Bible story is used in each Bible truth. Instead of tiring of hearing the same story for three lessons, the children are delighted to have a chance to master it.

Optional actions/questions are woven into the story text. Beautiful **storyboard pictures** have been created for you to put up on a feltboard to bring the story alive. (These figures are also used in the **Bible Story Review Game**.) The storyboard pictures are found in the **Deep Down Detectives Visual Aids books. Or, use Simple Story Scenes.**

Directions for making a homemade storyboard board and for making durable storyboard pictures are found in the Core Curriculum books.

While the same Bible story is used for all three lessons, there is a different "listening assignment" for each lesson. These are called **"Detective Dan's Listening Assignments."** (These listening assignments will probably be **too much for two year olds; can be useful in developing a three year olds listening skills; and, and are great for children older than this.**

Finish your story time by answering the listening assignment; sharing the gospel, and praying the ACTS (Adoration, Confession, Thanksgiving, Supplication) prayer; and, two response songs.

Story Response Songs



There is a hymn and a praise song that you may choose to close Opening Circle Time with. Each unit features a different pair of response songs, related to the unit Big Question and Answer. This gives the children many lessons to learn these songs. A short unit tie-in description is included with each song.

The words to these two songs **are included in the lesson plan. Large format lyrics and sheet music are included in Appendix A of each Deep Down Detectives Core Curriculum book. The audio for this song is in the unit music.**

Response Activities: Games and Crafts



After Opening Circle Time, the children can either enjoy free play (**see Core Curriculum Appendix D for suggestions**) or one of the many game or craft activities. The games and crafts are all created to help reinforce the truths the children have just learned in Circle Time. These are all created to help reinforce the truths the children have just learned in Circle Time.

There are **three, different games suggested for each lesson:** the Bible Verse Game, the Bible Story Game, and the Music, Movement & Memory Activity. And, there is a **simple coloring craft/take home sheet for each of the three lessons, as well as three extra crafts that can be used at any time.**

Because there are so many response activities, some teachers like to incorporate some of them as Intake Activities at the beginning of a session.

Let's look at each of these activities, starting on the next page.

**Response
Activities:
Games**



When Opening Circle Time ends, the children can either enjoy free play or one of the many game or craft activities. **The games are referenced in the lesson plans, but are listed in Appendix B at the back of each Deep Down Detectives Curriculum book. The crafts are referenced in the lesson plan, but instructions and any pages to be photocopied are found in Appendix C at the back of each Deep Down Detectives Curriculum book.**

Let's look at the games, then the crafts.

**The Bible Verse
Game**



The Bible Verse Game helps the children learn the Bible verse and think about what it means. **The Bible verse games are referenced in the curriculum, but listed in Appendix B in each Deep Down Detectives Core Curriculum book.**

**The Bible Story
Review Game**



The **Bible Story Review Game** helps the children think about what they learned in the story. It uses the **Storyboard Pictures** from the Bible story. **The Bible Story games are referenced in the curriculum, but listed in Appendix B in each Deep Down Detectives Core Curriculum book.**

**Music,
Movement &
Memory
Activity**



The Music, Movement & Memory Activities have the children do certain movement or use **simple homemade (or store bought) musical instruments**, as they sing songs or say the Bible verse. A **simple hymn** and **praise song** as well as the **Bible Verse Songs** and **Big Question Song** are suggested for use. A short blurb describing how each song ties in with the Bible Truth concept is given. **The Music, Movement & Memory Activities are referenced in the curriculum, but listed in Appendix B in each Deep Down Detectives Core Curriculum book.**

The lyrics and sheet music to these songs are included in the Core Curriculum books. The audio for these songs is found with each unit's music.

All three of these activities are part of a **collection of games that can be assembled ahead of time, then stored** for use throughout the curriculum on a rotation basis. This makes it easy to keep each lesson active and fun, but with less prep work. **A complete list of supplies need to make the games is included in later in this chapter and in Appendix B of each Core Curriculum book.**

**Response
Activities:
Crafts**

There are both coloring pages/take home sheets as well as a few extra crafts available with each Bible Truth. **The crafts are referenced in the lesson plan, but instructions and any pages to be photocopied are found in Appendix C at the back of each Deep Down Detectives Core Curriculum book.**






**Coloring Pages/
Take Home
Sheets**



A coloring page is provided for each of a Bible Truth's three lessons. On the back of each page are the key concepts, a few questions; an ACTS prayer; and, a song/s for parents to use with their children that act as a take home sheet. There is a different emphasis for each lesson's coloring sheet that corresponds with the listening assignment for the lesson:

- Lesson 1 Coloring Sheet Emphasis: The Bible Truth
- Lesson 2 Coloring Sheet Emphasis: The Bible Verse
- Lesson 3 Coloring Sheet Emphasis: The ACTS Prayer

While these are simple, coloring sheets, they can be easily turned into something more. Upgrade your coloring sheet to a more interesting craft by offering simple embellishments, such as jiggly eyes, craft sand, glitter, glitter glue, colored paper dots (made with a hole punch), fabric scraps, etc. Make cut-to-size glued-on clothes, hair, etc. for characters by using a copy of the coloring sheet, cutting out the selected portions and making them the patterns for whatever you want to cut out of fabric, paper, foil, etc.

<p>Response Activities: Crafts</p> <p>Extra Crafts</p> 	<p>With each Bible Truth, there are three extra crafts included for use at any time.</p> <p>These are a Go-and-Tell Craft; a Bible Story Coloring Picture and a Bible Story Puzzle (which is the Storyboard Picture Placement page from the story, which you can cut out into the appropriate number of puzzle pieces for your children, then re-assembled by them).</p> <p>Like the other crafts in the curriculum, these extra crafts are referenced in the lesson plan, but instructions and any pages to be photocopied are found in Appendix C at the back of each Deep Down Detectives Core Curriculum book.</p>
<p>Response Activities: Discussion Sheet</p> 	<p>The discussion sheet contains questions about the key concepts used in the Bible Truth. These can be used to spark good conversation as the children are coloring. They can also be used as part of the games and other activities to add even more depth.</p> <p>They are most appropriate for use with children ages 3 and up.</p>
<p>Take Home Resources</p> <p>Coloring Pages/ Take Home Sheets</p>  <p>Take Home Version of the Bible Story</p> 	<p>There is a different coloring page/take home sheet for each of the three lessons provided for every Bible Truth. Each take home sheet has a slightly different emphasis, but they all include the key concepts and a few questions. They also tell parents where they can find the full script to Bible story and other resources on the Praise Factory website (in the Parents' Resource section for the curriculum), if they want to use them at home with their children.</p> <p>The front side is the coloring page and the back side is the take home sheet. The coloring pages/take home sheets are referenced in the lesson plan, but the pages to be photocopied are found in Appendix C at the back of each Deep Down Detectives Core Curriculum book.</p> <p>There is also a take home version of the story that you can give out along with the take home sheets. This is also available online in the Deep Down Detectives parents' resources section.</p> <p>This version of the Bible story is referenced in the lesson plan, but is included in Appendix C at the back of each Deep Down Detectives Core Curriculum book. It is also available online in the Deep Down Detectives Parent Resource section, as parents are reminded on each take home sheet along the bottom.</p>
<p>Music Resources</p> <p>Lyrics and Sheet Music</p>  <p>audio mp3's of the songs</p>	<p>Lyrics and sheet music for the songs used with each Bible Truth are included within the Deep Down Detectives Core Curriculum books.</p> <p>Each lesson plan includes the lyrics to the core songs used with each Bible Truth. Large format lyrics and sheet music for the songs is included in Appendix A of each Core Curriculum book.</p> <p>Frequently, the lesson plan references extra songs. The lyrics and sheet music to these extra songs are only found in Appendix A with the other unit songs.</p> <p>The songs can be downloaded from the praisefactory.org website. There are 16 zip files of mp3s of songs, one for each of the 16 Deep Down Detectives units. Or, you can download the QR code sheets of links to the songs.</p>

Customizing the Curriculum: Know Yourself to Know What You Need

A good, curriculum custom-fit starts with thinking carefully about those involved. Here are six, key factors to consider. (The Children's Ministry Questionnaire will guide you through these issues in much greater depth.)



Your Children's Abilities

- + readers/pre-readers?
- + age groupings in the same class
- + attention span
- + exposure to the gospel?
- + etc.



Your Teachers' Agility

- + teaching experience
- + experience with children
- + classroom experience
- + their own spiritual maturity
- + etc.



Your Time Capacity

- + Thirty minutes or one hour?
- + Once a week/five days a week?
- + A camp session/a V.B.S
- + School year/a full year?
- + etc.




Your Teaching Locality

- + Home, church or school?
- + Urban, suburban or rural?
- + Storage space available?
- + Classroom size?
- + etc.



Your Ministry Priorities

- + Who gives you spiritual oversight?
- + What do they want you to teach?
- + Are they willing to look over the curriculum/help find and screen teachers?
- + etc.










Your Practicalities

- + What is your budget?
- + Who will prepare the curriculum?
- + How much time do they have?
- + Is there anyone willing/able to oversee the start up and implementation of a new curriculum?

Customizing the Curriculum: Build-Your-Own-Curriculum Sandwich



You've thought about who you are, what you need, what you can do, and what you can should do. Now it's time to customize your own curriculum version. We like to think of this process as similar to creating your favorite sandwich. Start with what you know has to be there, then add in extras until you get just what you want. You might be a "meat-only" sandwich, needing only the very basics of the curriculum. Or, you want "the works"--the whole curriculum, just as it is written. Many people use something in between. The important thing is to keep in mind the specifics of your teachers; your children; your time constraints; and, your ministry situation. Then build your own version of Deep Down Detectives that works best for you. Bon appetit!

<p>1. Start with the Meat: Core Curriculum</p> 	<p>Resources:</p> <ul style="list-style-type: none"> • Big Question and Answer • Bible Truth • Bible Verse • Bible Story 	<p>These are the backbone of biblical truth for the curriculum. You really only have to have these. Everything else is extra!</p>
<p>2. Choose Your Cheese: Response Activities</p> 	<p>Resources:</p> <ul style="list-style-type: none"> • Bible Memory Game • Bible Story Review Game • Music, Movement & Memory • Crafts 	<p>Response activities are second in importance only to the "meat." They are enjoyable, hands-on activities that help the children learn and retain the "meat" of biblical truths.</p>
<p>3. Add the Lettuce: Intake Activities</p> 	<p>Resources:</p> <ul style="list-style-type: none"> • Free Play • Activity Centers • Unit Songs • Bible Memory Game 	<p>Intake Activities are a nice addition to your curriculum "sandwich", but you don't have to have them. They often help the children settle better in class and prepare them for learning.</p>
<p>4. Throw on Extra Veggies: Zesty Extras</p> 	<p>Resources:</p> <ul style="list-style-type: none"> • Deep Down Detectives Song • Classroom Rules Chant • The Big Question Box Song • The Bible Song • Let's Pray Song • ACTS Prayer Song 	<p>These are few extras that add zest to the curriculum. The Classroom Rules Song is especially helpful for reminding the children of expected classroom behavior in a fun way.</p>
<p>5. Spread on Condiments: Transitions</p> 	<p>Resources:</p> <ul style="list-style-type: none"> • The Classroom Song (4 verses) 	<p>Harnessing the transition points in your curriculum can make teaching much easier for your teachers and actually fun for your kids. The Deep Down Detectives curriculum uses music to structure and teach the children through every transition.</p>
<p>6. Choose Your Bread: Curriculum Presentation Features</p> 	<p>Resources:</p> <ul style="list-style-type: none"> • Big Question Box/Briefcase • Storyboard Flannelgraph Pictures or Story Scenes 	<p>These are resources that are used to present the curriculum to the children. They help keep the children focus and make the learning more visual and interactive.</p>
<p>7. Prepare It for Carry Out Take Home Resources</p> 	<p>Resources:</p> <ul style="list-style-type: none"> • Coloring Sheet/Take Home Sheet for each lesson • Take Home version of each story 	<p>Take home resources are a great way for parents to know what their children are learning and to provide them with a tool for further discussion.</p>

Common Customizations: Age Groups

Having considered these questions, put this information to work to build your version of the curriculum.

Here are some ways we have customized the curriculum or seen it customized by others:

CUSTOMIZE BY: Age Group	
2 year olds	<p>GENERAL OBSERVATIONS: You are doing well just to get these children to begin to sit as a group. Build up to this, as they get adjusted to a classroom setting. Set your expectations LOW! Helping the children learn how to be a group prepares them for learning more later and even more being able to join in the church service better. This, by itself, is a job well-done.</p> <p>NUMBER OF LESSONS OF A BIBLE TRUTH USED: All three lessons for sure! Repetition is great for these kids! But, if you go at this rate, you will not get very far through the 70 Bible Truths in a year. Consider using Hide 'n' Seek Kids instead.</p> <p>SUGGESTIONS FOR HOW TO USE THE CURRICULUM:</p> <p>Opening Activity Time:</p> <ul style="list-style-type: none"> • Free play time as they come to class • You can have unit music playing in the background • Use the Classroom Songs to begin to teach them about transitions <p>Opening Circle Time:</p> <ul style="list-style-type: none"> • Use the Big Question Box/Briefcase • Teach them the Big Question • Sing the Big Question Song (short, nursery rhyme version) • Teach them the Bible Truth • Tell them the Bible Verse (maybe sing the song) • Tell the Bible story, using the storyboard • Do not expect these children to be able to do the listening assignment. • End with the ACTS prayer or an even shorter prayer, if attention is lagging. <p>Response Activity Time:</p> <ul style="list-style-type: none"> • Dismiss to free play time. • You can have unit music playing in the background. • Offer the coloring sheet/take home sheet craft after they have played for a while. • You MIGHT be able to weave a few of the discussion questions into your conversations with the children as they play or do their coloring sheet... but don't count on it. It's just fine if they don't! They are only two years old! <p>Closing Circle Time:</p> <ul style="list-style-type: none"> • Use the Classroom Songs to gather them back together. • Ask them the Big Question and Answer, tell them the Bible Truth, and sing the short Big Question Song again. • End with the ACTS prayer or an even shorter prayer, if attention is lagging. <p>Dismissal:</p> <ul style="list-style-type: none"> • Give out the take home version of the Bible Story, the day you start a new Bible Truth. • Give out coloring sheet/take home sheet for the lesson.

Common Customizations: Age Groups

CUSTOMIZE BY: Age Group	
3 year olds	<p>GENERAL OBSERVATIONS: This age group can enjoy much of this curriculum.</p> <p>NUMBER OF LESSONS OF A BIBLE TRUTH USED: All three lessons for sure! Repetition is great for these kids! But, if you go at this rate, you will not get very far through the 70 Bible Truths in a year. Consider using Hide 'n' Seek Kids instead.</p> <p>HOW TO USE THE CURRICULUM: As written, except... the listening questions will be a new concept to this children of this age. This is the new skill you will be working on to give the children. It may take a while to get them used to holding on to a question or two as they listen. You might even want to remind them of the questions as you read the story. (This is another way we help these children prepare to gather with the congregation and be ready to learn from a sermon. And, be careful not to overwhelm them with too many discussion questions. Choose a few and repeat them when playing the games. Add in more as they master the answers to your initial ones.</p>
4-5 year olds OR 2-5 year olds as one class	<p>GENERAL OBSERVATIONS: 4-5 year olds: The concepts of the curriculum were especially created with this age group in mind.</p> <p>2-5 year olds as one class: You are combining children with fairly different developmental abilities. While one teacher is teaching, the other teacher may need to be quietly tending to the 2 year olds as their attention span fades.</p> <p>NUMBER OF LESSONS OF A BIBLE TRUTH USED: These children will do best with 2-3 lessons of the three included with each Bible Truth. We do two concepts per month of Sundays. That 2 lessons from Bible Truth, then 2 lessons from the next Bible Truth. Or, in months with five Sundays, you would choose to do 2 lessons from one Bible Truth and 3 lessons from the next. You will complete the curriculum in about 2 1/2 years at this rate.</p> <p>HOW TO USE THE CURRICULUM: As written. You can introduce the longer, full Big Question Songs, not just the short nursery songs with children.</p> <p>And, for those who have combined 2-5 year olds, having the children do the suggested actions that go with the full, Big Question Songs can be a great chance for the little 2-year-olds to get some wiggles out.</p>

Common Customizations: Age Groups

CUSTOMIZE BY: Age Group

pre-K & K

GENERAL OBSERVATIONS:

The concepts of the curriculum were especially created with this age group in mind.

NUMBER OF LESSONS OF A BIBLE TRUTH USED:

These children will do best with 2 lessons of the three included with each Bible Truth. We do two concepts per month of Sundays. That 2 lessons from Bible Truth, then 2 lessons from the next Bible Truth. Or, in months with five Sundays, you would choose to do 2 lessons from one Bible Truth and 3 lessons from the next. **You will complete the curriculum in about 2 1/2 years at this rate.**

HOW TO USE THE CURRICULUM:

As written. You can introduce the longer, full Big Question Songs, not just the short nursery songs with children.

K-2nd grade

GENERAL OBSERVATIONS:

The concepts of the curriculum can still very good for this age group, but you are bumping up against its outer limits. I would move on to Praise Factory Investigators, if I was using Deep Down Detectives with the preschoolers. However, if this curriculum is being introduced with this age group, it will be great for them.

NUMBER OF LESSONS OF A BIBLE TRUTH USED:

These older children will do best with 1 to 2 lessons of the three included with each Bible Truth. You will probably bore them if you repeat beyond this point.

HOW TO USE THE CURRICULUM:

Definitely introduce the longer, full Big Question Songs, not just the short nursery songs with this group.

I would either do:

two, full lessons per Bible Truth;

OR,

I would do one full lesson per Bible Truth, then use the Opening Activity time of the next session to review the previous session's concepts by playing the Bible Story game/ Bible Verse Review Game/singing the songs). I would then introduce the next Bible Truth concepts in Opening Circle Time.

Common Customizations: Teaching Situations

CUSTOMIZE BY: Teaching Situation	How to Structure the Curriculum
<p>Single Session One, 60-90 minute session on a lesson, in one day, once a week examples: Sunday School, Church Hour, Mid-week programs</p>	<p>As written. If you do not really have 60 minutes of actual teaching time, you will need to choose what not to use. Choose what you think is most important to have in your session, then continue to add in elements until you have filled up your time budget.</p>
<p>Double Session Two 60-90 minute sessions, on the same lesson, in one day, once a week examples: Sunday School PLUS Church Hour OR, Sunday Morning PLUS Sunday Evening OR, Sunday Morning PLUS Wednesday Evening</p>	<p><i>(This is how we use the curriculum here at CHBC)</i></p> <p>First session of the Double:</p> <ul style="list-style-type: none"> • Use Opening Activity • Opening Circle Time • And choose an activity • Fill in extra time with free play activities <p>snack and potty break</p> <p>Second session of the Double:</p> <ul style="list-style-type: none"> • Review Opening Circle Time • Choose another activity • Fill in extra time with free play activities
<p>Daycare/Schools Bible Class</p>	<p>Schools vary in how many days they teach Bible. Some will have a daily Bible class. Others, will have it only certain days.</p> <p>Here's a suggestion for one Bible Truth a week, 5 days a week Bible class for preschoolers:</p> <p>Typically, each session you will be:</p> <ul style="list-style-type: none"> • Reminding the children of the Big Question and Bible verse; • Telling them the Bible story (or asking them questions to review it); • Singing the songs; and, • Following up with a response activity. <p>There are three lessons in each Bible Truth, with a listening assignment for each lesson. each with a coloring page, and three games; plus, three extra crafts.</p> <ul style="list-style-type: none"> • That makes 12 activities, plus the three extra crafts. Plenty for a week of Bible classes for little preschoolers. • You could read the story on Monday, Wednesday and Friday, using a different listening activity each time. Use the coloring sheet corresponds to the listening activity on those days. • Then, the other two days of the week, use the games to review what they have learned. <p>With 16 units of 67 Bible truths, this gives you about two academic years of curriculum.</p>
<p>Camps, VBS and Short-term Missions Trips</p>	<p>Since camps, VBS and mission trips usually involve both preschoolers and elementary school children, you will do best use two or three of the Praise Factory family of curriculum to meet everyone's needs. At the end of this introduction section, we provide suggested schedules for these ministry situations. We also have included how the Bible Truths across all three curriculums line up so you can coordinate the truths you are teaching across all of the age groups/curriculums.</p>

Maiden Voyage: Testing Out the Curriculum

Making a Test Run

At last it's time to try out the curriculum on your kids. As mentioned before, our favorite way to try out a new curriculum is with a smaller group of children (of the more-likely-to-be-well-behaved variety), when there is an opportunity to do so. This gives the curriculum its best test-run. Ideally, you want to give any curriculum a few sessions trial period. New curriculum is new curriculum. Teachers will be getting used to it as will the kids.

You may choose to dive in the deep end and introduce the whole curriculum to the children at once. As you introduce the curriculum to your children, also remember that everything will be new to them at first. New ideas and structures use up a lot more attention and energy than when they are familiar and routine...and it takes time for them to become routine. Be patient! Expect this!

Or, you may take the gradual approach, deciding on lesson elements to introduce gradually, then adding more in as you go. Think about the routine the children are used to in your classroom already. What works? What doesn't work? Slot Deep Down Detectives resources into the parts of your current framework that work best with your children, then gradually build from there.

For example, you might want to start with just the Bible story and Bible verse the first lesson, adding other elements the second lesson, and so on. Also, realize that the children will be doing a lot more watching and a lot less direct participation at first as they are learning the routine.

Give yourself and the children a few lessons to settle into the routine before deciding what is the right amount of activities to include each week. As the children get used to the lesson routine, you will find the children have more attention and energy to devote to the learning activities.

Evaluate and Adjust It

As you test-run the curriculum, you will probably want to evaluate and make changes. Reflect on how the teaching session goes, after each of your test runs and make any necessary changes. As you get closer to a good fit, add in more conditions like the typical classroom--such as your crazier kids, etc.. See how the curriculum works with these new elements. Make more changes until you feel good about your fit.

The Real Launch: Implementing the Curriculum in Your Situation

Sign Post It	Once you have figured out what works best for your children and those teaching the curriculum, put sign posts in place in the classroom. If you found that certain activities work better in a certain part of the room (such as games or craft time), put up a sign on the wall near that area indicating that. Or, put down a rug where you want to have Circle Time.
Choose and Train Your Load-Bearers	<p>If the curriculum follows a set time schedule, display the schedule on the wall in large print so a teacher can with just a glance know what he/she should be doing.</p> <p>Signpost where you store your curriculum resources (games, curriculum, music, craft supplies, etc), too, so that even the newest teacher can easily find what he/she needs.</p> <p>Once you feel that you have adjusted the curriculum to a good fit for teacher and children, begin to train others in how to teach it, too. Ideally, this starts as a mentoring experience between you and another teacher (preferably two). You are looking for people who are willing to learn the curriculum inside-out until they can teach it well themselves and can later train others in it, too. I call these teachers, "load-bearers," because they will share the weight of implementing the new curriculum.</p> <p>First, have your load-bearers come observe you as you teach the curriculum. Have them read the introductory materials and the curriculum lesson plan before they observe. After class, de-brief with them about the session. Have them continue to come for a number of session, gradually handing over the teaching responsibilities until they are comfortable and confident.</p>
Bring the Parents Up to Speed	Make sure to include parents in your launch! Communicate with them about the change in curriculum that is happening. Hold a meeting. Send out an email. Hand out the Deep Down Detectives flyer (pgs. 7-8, Core Curriculum books). Ask them to parents. Invite their feedback. Make them your partners, after all, it is them and their kids you hope to help.
Add Others	With your load-bearers in place and confident in the curriculum, you can now begin to look for more potential teachers to be trained. The load-bearers will then follow the same steps as you took with them: having them observe, then gradually take teaching responsibilities, de-briefing after each session. Continue until they are confident.
Want to See More?	<p>Three times a year (the third Saturday/Sunday of March, May and September), we hold a free lunch, learn-and-look workshop and observation time here at Capitol Hill Baptist Church in Washington, D.C.</p> <p>On Saturday, we gather for lunch and talk philosophy; child protection policy; encouraging parents; recruiting teachers; dealing with discipline issues; etc; and, of course, curriculum. After finishing up our group session, we are happy to talk to individual churches about their particular situations.</p> <p>Then on Sunday, we offer an opportunity to see Deep Down Detectives and the other Praise Factory curriculum in action in our classes. This can be a great way to help others understand and get excited about the curriculum.</p> <p>The registration form for these workshops can be found on the Praise Factory website.</p>

Protect Your Investment: Tips on Storing the Curriculum for Future Use

This is a curriculum that keeps on giving year after year. Everything is re-used. If you do a good job storing the curriculum, it will serve your church well and at little cost for many years.

Here are two ideas to help you:

Idea #1: If you are teaching only a small group of children:




Then, store all of these resources together in a magazine file



Protect Your Investment: Tips on Storing the Curriculum for Future Use

Idea #2: If you are teaching a large group of children (like we do at CHBC), you may want to have a separate envelope for each resource type.

Copies of
Unit Lesson Plan,
and Story
with Listening
Assignments



CDs,
Song Track Lists,
Lyrics &
Sheet Music




Bible Story
storyboard
Pictures,
Pictures Key and
Placement Guide



Discussion Sheet



Visual aids,
(except for Bible
Storyboard Pics)



Craft/Take Home
Sheet 1



Craft/Take Home
Sheet 2



Craft/Take Home
Sheet 3



Extra Craft 1



Extra Craft 2



Extra Craft 3

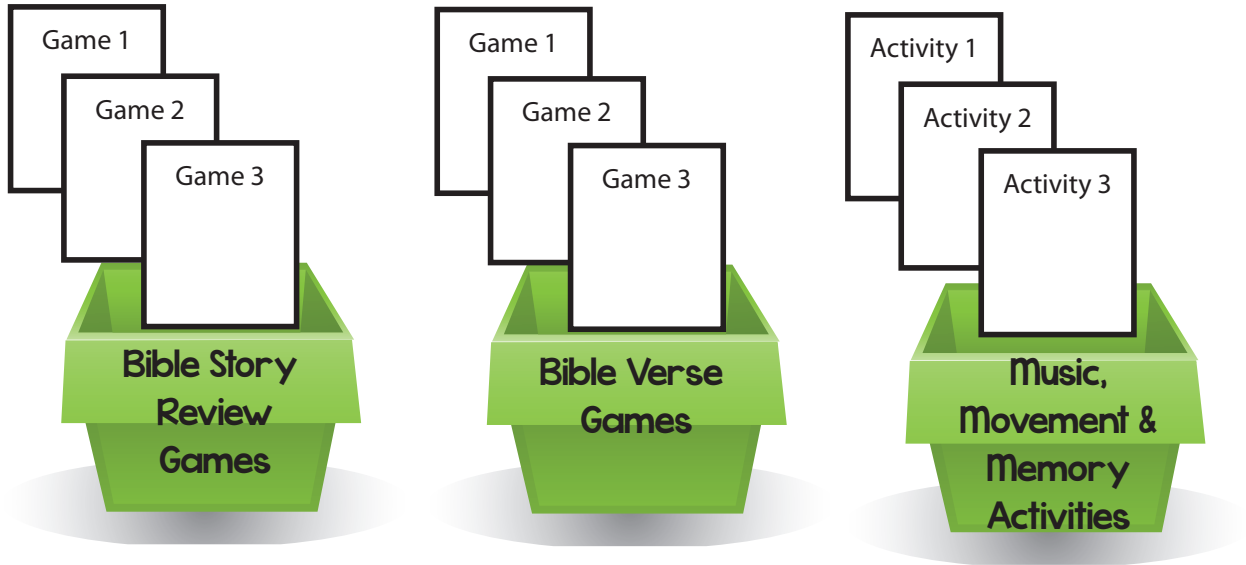


**Then, store all of these
resources together in a
magazine file**



Protect Your Investment: Tips on Storing the Curriculum for Future Use

Store your games in separate ziploc bags and put them in bins.:



Master Supplies List for All Deep Down Detectives Games

Deep Down Detectives uses many games. The good news is, they are simply made and they are re-used throughout the whole curriculum. Make sure you save the games you make and it will save you a lot of time later.

This is the full list of the games and the supplies needed in the Deep Down Detectives Curriculum. While you only need to make whatever games you choose to use with each lesson, **I strongly recommend that you make all the games before you start using the curriculum.** Get the prep work over with at the beginning and coast your way through years of enjoyment! Store them in ziploc bags or baskets and pull them out when needed. So simple!

THIS LIST IS ALSO INCLUDED IN APPENDIX B: GAMES

Bible Verse Games

Lily Pad Jump

- Cube-shaped cardboard box,
- paper,
- glue,
- marker

Animal Cube

- Cube-shaped cardboard box,
- paper,
- glue,
- marker

Simon Says How

- Cube-shaped Cardboard box
- Paper, glue, and a marker

Bean Bag Catch

- 1 bean bag per every 2 children (or every child)
- NOTE: Can also fill socks with beans and tie open end to make beanbags.

Slap, Clap and Stack

- 10 or 12 Blocks or other stackable objects

Freeze 'n' Say

- Music and CD/Tape player

Fill 'er Up

- 1 bean bag per child
- NOTE: Can also fill socks with beans and tie open end to make beanbags.
- Cardboard box or laundry basket
- Carpet squares, 1 per child

Loud and Soft, Big and Little

- none

Bible Verse Games

Roll 'n' Toss

- Cube-shaped Cardboard box
- Paper, glue, and a marker
- 1 bouncy ball per 2 children

Duck, Duck, Goose

- none

Deep Down Detective Mission Madness Practice

- Detective Gear, such as a trench coat, sunglasses, and a hat

Block Clapping

- 2 wooden blocks per child, preferably about 3"x 2", as found in many children's block sets

Meet, Greet, and Keep It Up

- 16 oz cups, 1 per child (with some extras)
- 2 pieces of rope as long as a line of children
- Masking tape

Master Supplies List for All Deep Down Detectives Games, continued

Music, Movement & Memory

Thumping Drums

- 1 Oatmeal container/coffee can with lid per drum
- Tape
- Popcorn, rice, beans, etc.
- Wooden spoons, dowels, unsharpened pencils, if desired, for mallets

Say, Spring Up and Shout

- Bean bags, one per child

Freeze Frame

- Some kind of fun hat or clothing for the leader to wear

Egg Shakers

- Empty Easter eggs
- Rice, beans, buttons, pennies, popcorn, beads, small nails or bolts, etc.
- Glue and glue gun OR strong packing tape

Jingle Bell Hands

- 1 6" piece of sturdy string
- 4 or 5 jingle bells, available in most craft shops

Sing, Dance, and Fall Down

- Optional: Bean bags, one per child

Big Voice, Little Voice

- none

Bottle Shakers

- 1 empty 16 oz. soda bottle per shaker
- Rice, beans, buttons, pennies, popcorn, beads, small nails or bolts, etc.
- Glue and glue gun OR strong packing tape

March 'n' Say

- Optional: A fun hat for the leader of the march, or for everyone in the march

Clap, Tap and Say

- none

Lullabies, Bells and Lions

- Bell

Music, Movement & Memory

Musical Squares

- Carpet Squares, enough for all of the children (or chairs)

Block Clappers

- 2 wooden blocks per child, preferably about 3"x 2", as found in many children's block sets

Master Supplies List for All Deep Down Detectives Games, continued

Story Review Games

Going Fishing

- One long wooden dowel, yardstick, etc. per fishing pole
- Yarn
- Paper clip per fishing pole
- Rope
- Two chairs
- Blanket
- Box/bucket/container
- Bucket

Pony Express

- Small manila envelopes, one per flannel graph figure
- Kid's small backpack or a tote bag with a strap
- Basket
- Cowboy hat
- Stick horse or a broom

Fix Up the Mix Up

- None

Can You Remember?

- Index cards

Deep Down Detectives Clue Hunt

- Variety of interesting items that have one or more places to hide a storyboard picture
- Detective Hat
- 4 False Clues (included on the next page)
- CD Player and Deep Down Detectives Theme Song

Clothespin Line Up and Drop

- Rope
- Clothespins, the hinged type
- Shoe box
- Tape

Who's in the Basket?

- Blanket
- Basket

Run to the Grocery Store

- Grocery bag or kid's grocery cart
- Empty food cartons

Story Review Games

Treasure Hunt

- 10 small lidded plastic containers or boxes (like from a jewelry store) or wooden, hinged boxes from a craft store
- Various decorating supplies, such as fake craft jewels, glitter, glitter glue, foil paper, gold spray paint
- glue

Take Me Through the Tunnel

- Chairs or Table
- Sheet or blanket
- Box

Missing in Action

- None

Who's Inside?

- 10 different containers with lids

Look Who's Coming Down the Tracks

- Two shoe boxes
- 6' or so of rope
- Optional: Engineer's hat

VBS, Camps and other Programs

Programs like camps, VBS and short-term missions Children's Ministry usually involve such a wide, age-range of children that it's best to use two or three curriculums, instead of just one, to meet everyone's learning level. This is easy to do with the Praise Factory family of curriculum, since you are using the same, sixteen Big Question Units in all three curriculums.

There are so many ways to do these programs. Here are the most common ones I've heard of:

- One, half day
- One, full day
- One evening
- Friday Night-Saturday
- Five, half days
- Five, full days
- Five evenings in a row
- Five one-day evenings (such as five Wednesday nights in a row)
- Two, five-day weeks in a row

Although these programs take place at many different times, they typically run one of three, standard lengths of time:

- 1 1/2 hour programs
- 2 1/2 hour programs
- 6 hour programs

Here are session suggestions for each of these three lengths of programs:

NOTE: I have put some place holder times in schedules. You change them to your actual times.

1 1/2 Hour Multi- Age Programs

1 1/2 Hour Program (for 2 year olds):

- 9:00 Free Play/Activity Centers
- 9:15 Opening Circle Time (Singing, Big Question, Bible Verse and Bible Story)
- 9:30 Free Play/Activity Centers
- 9:45 Activities: Game, Craft and/or Music
- 10:20 Closing Circle Time
- 10:30 Dismissal

1 1/2 Hour Program (for ages 3-5):

Hide 'n' Seek Kids or Deep Down Detectives Session, as written

1 1/2 Hour Program (for elementary age kids):

Praise Factory Investigators Session, as written

VBS, Camps and other Programs: 1 1/2 Hour Schedule

1 1/2 Hour Program (for 2 year olds): (Hide 'n' Seek Kids or Deep Down Detectives)

- (9:15 – Early Arriver Activity – a few puzzles or paper and crayons on a table)
- 9:30 – Activity Centers
- 9:40 – Clean Up Toys
- 9:45 – Opening Circle Time (Add actions to songs to make this time more active)
- 10:05 – Craft Time (Use one of the Extra Crafts)
- 10:15 – Play with Toys /Check Diapers/Potty Break
- 10:25 – Clean Up Toys
- 10:30 – Memory Verse Time: Music, Movement & Memory; Bible Verse Review Game
- 10:40 – Snack Time
- 10:50 – Closing Time/Take Home Sheet/Coloring Time (Ask them the Closing Time questions as they are coloring at the tables)
- 11:00 – Parents come

1 1/2 Hour Program (for 3-preK 5 year olds): (Hide 'n' Seek Kids or Deep Down Detectives)

- (9:15 – Early Arriver Activity – a few puzzles or paper and crayons on a table)
- 9:30 – Activity Centers
- 9:40 – Clean Up Toys
- 9:45 – Opening Circle Time (Add actions to songs to make this time more active)
- 10:05 – Craft Time (Use one of the Extra Crafts)
- 10:15 – Play with Toys /Check Diapers/Potty Break
- 10:25 – Clean Up Toys
- 10:30 – Memory Verse Time: Music, Movement & Memory; Bible Verse Review Game
- 10:40 – Snack Time
- 10:50 – Closing Time/Take Home Sheet/Coloring Time (Ask them the Closing Time questions as they are coloring at the tables)
- 11:00 – Parents come

1 1/2 Hour Program--elementary school (Praise Factory Investigators)

- 9:00 Opening Large Group Time: Welcome, Singing
- 9:15 Opening Large Group Time: Big Question, Bible Truth, Bible Verse and Bible Story
- 9:45 Small Group Activities (Discussion and Games/Music/Craft Activities) If desired, each small group can prepare their activity for Small Group Presentations in Closing Large Group.
- 10:15 Closing Large Group Time: Small Group Presentations and/or Singing
- 10:30 Dismissal

VBS, Camps and other Programs: 2 1/2 Hour Schedule

2 1/2 Hour Program (for 2 year olds): (Hide 'n' Seek Kids or Deep Down Detectives)

- (8:45 Early Arriver Activity – a few puzzles or paper and crayons on a table)
- 9:00 Activity Centers (first set)
- 9:10 Clean Up Toys
- 9:15 Opening Circle Time (Add actions to songs to make this time more active)
- 9:25 Activity Centers (first set)
- 9:35 Craft Time (Use one of the Extra Crafts)
- 9:45 Play with Toys /Check Diapers/Potty Break 2
- 9:55 Clean Up Toys
- 10:00 Snack Time
- 10:10 Memory Verse Time: Music, Movement & Memory; Bible Verse Review Game
- 10:20 Activity Centers (second set)
- 10:30 Clean Up Toys
- 10:45 Craft Time (one of the extra crafts)
- 10:55 Play with Toys /Check Diapers/Potty Break 2
- 11:00 Clean up Toys
- 11:05 Active Indoor/Outdoor Play
- 11:25 Closing Time Circle Time
- 11: 15 Coloring Time/Take Home Sheet
- 11:30 Parents come

2 1/2 Hour Program (for 3-preK 5 year olds): (Hide 'n' Seek Kids or Deep Down Detectives)

- (8:45 Early Arriver Activity – a few puzzles or paper and crayons on a table)
- 9:00 Activity Centers (first set)
- 9:15 Clean Up Toys
- 9:20 Opening Circle Time (Add actions to songs to make this time more active)
- 9:40 Craft Time (Use one of the Extra Crafts)
- 9:55 Activity Centers (first set)
- 10:10 Clean Up Toys
- 10:15 Potty Break/Wash Hands
- 10:25 Snack Time
- 10:35 Active Indoor/Outdoor Play OR Activity Centers (second set)
- 10:50 Clean Up Toys
- 10:55 Memory Verse Time: Music, Movement & Memory; Bible Verse Review Game
- 11:10 Closing Time Circle Time
- 11:20 Coloring Time/Take Home Sheet
- 11:30 Parents come

2 1/2 Hour Program--elementary school (Praise Factory Investigators)

- 9:00 Opening Large Group Time: Welcome, Singing
- 9:15 Opening Large Group Time: Big Question, Bible Truth, Bible Verse and Bible Story
- 9:45 Small Group Activity 1: Discussion and Craft Activity
- 10:15 Active Outdoor/Indoor Play
- 10:30 Snack (Story-related snack) ACTS and Discussion Time (related to activity they are about to do 10:45 Small Group Activity 2: (Prepare this one for presentation to the rest of the children during Closing Large Group Time, if desired)
- 11:15: Closing Large Group Time: Small Group Presentations and/or Singing
- 11:30 Dismissal

VBS, Camps and other Programs: 6 Hour Schedule

6 Hour (Full Day) Program (for 3-preK 5 year olds): (Hide 'n' Seek Kids or Deep Down Detectives)

Use one Bible Truth and Bible story for the whole day's session. Afternoon provides an opportunity for reinforcement.

Morning Schedule

- 8:45 Early Arriver Activity – a few puzzles or paper and crayons on a table)
- 9:00 Activity Centers (first set)
- 9:15 Clean Up Toys
- 9:20 Opening Circle Time (Add actions to songs to make this time more active)
- 9:50 Active Indoor/Outdoor Play (Playground or organized games)
- 10:30 Potty Break/Wash Hands/Snack Time
- 10:45 Music, Movement & Memory Game and Singing
- 11:00 Craft Time (Use one of the Extra Crafts)
- 11:30 Activity Centers (second set)
- 12:00 - 1:00 Lunch and Play Time/Rest Time

Afternoon Schedule

- 1:00 Bible Story Review & Bible Verse Review (repeat story and storyboard or use games to review)
- 1:20 Craft Time (Use one of the take home sheet coloring activities of the Extra Crafts)
- 1:40 Activity Centers (second set)
- 2:00 Snack and Potty Break
- 2:30 Closing Circle Time Review/Singing
- 2:40 Free play, games, possibility outdoors
- 3:00 Dismissal

6 Hour (Full Day) Program--elementary school (Praise Factory Investigators)

Use two stories from same Bible Truth: one in the morning, one in the afternoon.

- 8:45 Greet children and parents as they arrive
- 9:00 Small Group Time: Introduce Big Question, Bible Truth, Bible Verse, etc.
- 9:15 Large Group Singing and Bible Story
- 9:45 Small Group Activity 1: Bible Truth Game
- 10:15 Small Group Activity 2: Craft
- 10:45 Snack and ACTS Prayer Time
- 11:00 Outdoor Fun - Active Game 1
- 12:00 Lunch and Free Play Time

Afternoon Schedule

- 1:00 Large Group Singing and Second Story (Other Bible Story or Story of the Saints)
- 1:30 Small Group Activity 1: Presentation Activity (Choose a different activity for each small group to work on during this time. They will present it to the rest of the children at the end of the session, if desired.)
- 2:15 Snack Time
- 2:30 Closing Large Group Time: Small Group Presentations and/or Singing
- 3:00 Dismissal

VBS, Camps and other Programs: Choosing Curriculum

You've figured out how many sessions your program will run and how long each session will last. Next, you need to figure out which curriculum you want to use. We suggest using Hide 'n' Seek Kids and/or Deep Down Detectives with your pre-schoolers and Praise Factory Investigators for your elementary school kids.

Find a unit you want to become the theme of your VBS. Choose the Bible Truths you want to teach. The charts of the following pages should help you see how the Bible Truths match up in the three curriculums. You've got tons of resources within each concept to fill up your schedule.

Here's a reminder of what you have in each:

Each Hide 'n' Seek Kids unit has:

- There is just one Bible Story and one Bible verse per unit.
 - There are 5 lessons of curriculum in each unit.
 - There is tons of music.
 - The activities in each of the 5 lessons include:
 - 1 Bible Story Review Game
 - 1 Bible Verse Game
 - 1 Music, Movement & Memory Activity (especially good for Bible Memory)
 - 1 Coloring Sheet/Take Home Sheet
- There are also 3 extra crafts
-

Each Deep Down Detective unit has:

- There are multiple Bible truths within each unit.
 - There are three lessons of curriculum, per Bible Truth, within each unit.
 - There is one Bible story for each Bible Truth.
 - There are 3 lessons of curriculum for each Bible Truth.
 - There is tons of music
 - The activities in each of the 3 lessons include:
 - 1 Bible Story Review Game
 - 1 Bible Verse Game
 - 1 Music, Movement & Memory Activity (especially good for Bible Memory)
 - 1 Coloring Sheet/Take Home Sheet
- There are also 3 extra crafts
-

Each Praise Factory Investigators unit has:

- Multiple Bible truths within it.
- There are three lessons of curriculum, per Bible Truth
- There are 3 stories for each Bible Truth: 1 Old Testament, 1 New Testament, and one Church History/missions.
- There are 3 lessons of curriculum for each Bible Truth--one for each of the three stories.
- There is tons of music.
- Each of the 3 lessons includes:
 - 1 Bible Story Review Game with Discussion Questions
 - 1 Bible Verse Game with Discussion Questions
 - 1 Bible Truth Game with Discussion Questions
 - 1 Craft with Discussion Questions
 - 1 Bible Verse Game with Discussion Questions
 - 1 Bible Verse Song with Discussion Questions, Sign Language and Song Game
 - 1 Hymn with Discussion Questions, Sign Language and Song Game
 - 1 Story-related Snack
 - 1 Take home sheet with the key concepts, the story and some discussion questions

Bible Truths that Match Up Across the Curriculums		
Hide 'n' Seek Kids	Deep Down Detectives	Praise Factory Investigators
Unit 1: The God Who Reveals Himself Q: How Can I Know What God Is Like? A: He Shows Me What He's Like!	1. By the Heart He Gave Me to Know and Love Him	1. God Made Our Hearts to Know and Love Him
	2. In Everything I See All Around Me	2. God's Creations Tell Us about Him
	<i>included in DDD Unit 1 Bible Truth 3, below</i>	(3. God Spoke to His People through Prophets Long Ago)
	3. In the Bible, the Perfect Word of God	4. God Speaks through His Word, the Bible
Unit 2: God's Wonderful Word, the Bible Q: What's So Special about the Bible? A: It Alone Is God's Word!	4. Through His Very Own Son, Jesus Christ	5. God Reveals Himself Most Completely through His Son, Jesus
	1. God Made Sure It Was Written Down Just Right	1. God Inspired Many People to Write Down His Word Perfectly
	2. It Tells Us about God and His Plans	2. God's Word Tells God's Way and Plans for His People, Past, Present and Future
	3. God Uses It to Save His People	3. God Uses His Word to Save His People
Unit 3: The Good News of God, the Gospel Q: What Is the Gospel? A: Salvation through Faith in Jesus Christ!	4. God Uses It to Change His People	4. God Uses His Word to Change His People
	1. God Made Us and We Should Obey Him	1. God Is the Good Creator and King of the World
	2. We Have All Disobeyed God and Deserve His Punishment	2. All Have Rejected God and Deserve His Eternal Punishment
	3. God Sent Jesus to Pay for God's People's Sins	3. God Sent Jesus to Bear the Punishment for Sin
Unit 4: The God Like None Other Q: Can Anybody Tell Me What the LORD Is Like? A: He's Not Like Anyone Else!	4. God Saves All Who Repent of Their Sins and Trust in Jesus as Their Savior	4. God Saves Those Who Repent and Trust in Jesus
	1. He Is a Glorious Spirit	1. The LORD is a Glorious Spirit
	2. He Is the One, True God	2. The LORD is the Only True God
	3. He Is God the Father, Son and Holy Spirit: One God, But Three Persons	3. The LORD Is God the Father, Son and Holy Spirit: One God, But Three Persons
	4. He Is Everywhere, All the Time	4. The LORD Is Everywhere, All the Time
	5. He Knows Everything There Is to Know	5. The LORD Knows Everything There Is to Know
	6. He Is Perfectly Holy, Purely Good	6. The LORD is Holy
	7. He Can Do Anything He Wants to Do	7. The LORD is Omnipotent
	8. He Is Always Faithful, Through and Through	8. The LORD is Faithful
<i>included in DDD Unit 4 Bible Truth 2, above</i>	9. The LORD's Names Tell Us About Him	
Unit 5: God, the Good Creator Q: Can You Tell Me What God Made? A: God Made All Things Good!	1. He Made Everything Good in Heaven and Earth	1. God Created All Things Good in the Beginning
	2. God Made People in a Special Way	2. God Created People Good in the Beginning
	<i>included in DDD Unit 5 Bible Truth 1, above</i>	3. God Created the World to Praise and Glorify Him
	<i>included in DDD Unit 5 Bible Truth 1, above</i>	4. God's Plans For His Creation Are Good and Unfailing
Unit 6: God, the Just and Merciful Q: How Did Bad Things Come into God's Good World? A: Bad Things Came Through Sin!	1. When Adam and Eve Chose to Disobey God	1. Angels and People Rebelled against God in the Beginning
	<i>included in DDD Unit 6 Bible Truth 1, above</i>	2. God Treated the First Sinners with Justice and Mercy
	2. When It Spread to the Whole World	3. All People Are Born Sinful, All People Need God's Mercy
Unit 7: The Law-Giving God Q: What Are God's Laws Like? A: God's Laws Are Perfect!	1. They are Written in the Bible, God's Word	1. God's Laws Are Written in the Bible
	<i>included in DDD Unit 7 Bible Truth 2, below</i>	2. God Created Us Perfect Law Keepers, But We Are All Lawbreakers
	<i>included in DDD Unit 7 Bible Truth 2, below</i>	3. God Gave Us His Laws to Convict Us of Our Sin that We Might Be Saved
	2. They Show Us that We Need God to Save Us	4. Jesus Kept God's Law Perfectly to Save God's People by His Grace
	3. They Tell Us How to Love God and Others	5. The Heart of God's Law is Love

Bible Truths that Match Up Across the Curriculums

Hide 'n' Seek Kids	Deep Down Detectives	Praise Factory Investigators
Unit 8: The God Who Loves Q: What Is God's Love for His People Like? A: It's More than They Could Ever Deserve!	<i>included in DDD Unit 8, Bible Truth 1, below</i>	1. God Blesses All People with Many Good Gifts
	<i>included in DDD Unit 8, Bible Truth 4, below</i>	2. God Loved His People Before They Loved Him
	1. He Gave His Son, Jesus, to Save Them	3. God Showed the Depths of His Love by Giving His Son to Save His People
	2. He Always Takes Care of Them	4. God Loves His People by Caring for Their Needs
	3. He Uses Their Sadnesses for Good	5. God Uses Everything in His People's Lives for Their Good and His Glory
	4. He Will Never Stop Loving His People	6. God Will Never Stop Loving His People
Unit 9: Jesus Christ, Immanuel, God with Us Q: What Did Jesus Come to Do? A: Jesus Came to Bring Us to God!	1. He Left His Home in Heaven to Save Us	1. Jesus, the Servant King
	2. He Never, Ever Disobeyed God	2. Jesus, the Obedient Son
	3. He Taught about God and Did Amazing Things	3. Jesus, the Amazing Teacher
	<i>included in DDD Unit Bible Truth 3, above</i>	4. Jesus, the Ruler of All Creation
	<i>included in DDD Unit 9, Bible Truth 5, above</i>	5. Jesus, the Lord over Life and Death
	<i>included in DDD Unit 9, Bible Truth 4, below</i>	6. Jesus, the Forgiver of Sins
	<i>included in DDD Unit 9, Bible Truth 2, above</i>	7. Jesus, the Christ, the Son of the Living God
	<i>included in DDD Unit 9, Bible Truth 1</i>	8. Jesus, the Glory of God
	4. He Died on the Cross for God's People's Sins	9. Jesus, the Ransom for Sinners
	5. He Rose from the Dead	10. Jesus, the Conqueror of Death
	<i>included in DDD Unit 9, Bible Truth 5, above</i>	11. Jesus, the Firstborn of the Resurrection
	6. He Went Up to Rule in Heaven	12. Jesus, the Reigning Son in Heaven
Unit 10: The Holy Spirit: The Indwelling God Q: What Does the Holy Spirit Do in God's People? A: He Changes Their Hearts!	1. The Holy Spirit Lives in God's People	1. The Holy Spirit Lives in God's People
	2. The Holy Spirit Gives God's People Courage	2. The Holy Spirit Gives God's People Courage
	3. The Holy Spirit Gives God's People Wisdom	3. The Holy Spirit Gives God's People Wisdom
	4. The Holy Spirit Builds God's Church	4. The Holy Spirit Builds God's Church
Unit 11: The God Who Saves Q: How Can We Be Saved? A: It Is God's Free Gift!	1. When We Tell God Our Sins and Turn Away from Them	1. God Saves Sinners Who Confess Their Sins
	<i>included in DDD Unit 11, Bible Truth 2, below</i>	2. Jesus Is the Only Way to Be Saved
	2. When We Trust in Jesus As Our Own Savior	3. We Must Trust Jesus as Our Savior
3. When the Holy Spirit Works in Our Hearts	4. The Holy Spirit Changes Our Hearts so We Can Be Saved	
Unit 12: God's People Live for Him Q: How Should God's People Live? A: They Should Live Like Jesus!	1. By Asking God for His Help	1. God's People Grow to Be More Like Jesus
	2. By Loving Him Most of All	2. God's People Love Him with All Themselves
	3. By Loving Other People as God Has Loved Them	3. God's People Love Others
	4. By Trusting God and Being Happy With What He Wants	4. God's People Trust Him
	<i>included in DDD Unit 12 Bible Truth 8, below</i>	5. God's People Are Good Stewards of His Gifts
	<i>included in DDD Unit 12 Bible Truth 5, below</i>	6. God's People Obey Him
	<i>included in DDD Unit 12 Bible Truth 5, below</i>	7. God's People Do Good Works God Has Prepared for Them
	5. By Learning God's Word and Obeying It	8. God's People Read His Word, the Bible
	<i>included in DDD Unit 12 Bible Truth 2, above</i>	9. God's People Think about Him
	6. By Saying "No" to Disobeying God	10. God's People Say "No" to Temptation
	7. By Telling the Good News of Jesus	11. God's People Tell Others about Him
	<i>included in DDD Unit 12 Bible Truth 4, above</i>	12. God's People Suffer According to His Plan
	<i>included in DDD Unit 12 Bible Truth 4, above</i>	13. God's People Know Heaven Is Their Home
	8. By Making Much of God	14. God's People Delight in His Glory

Bible Truths that Match Up Across the Curriculums		
Hide 'n' Seek Kids	Deep Down Detectives	Praise Factory Investigators
Unit 13: The Sustaining God Q: Why Do God's People Keep Believing in Him? A: It Is God's Sustaining Grace!	1. God, Alone, Sustains God's People	1. God, Alone, Sustains God's People
	2. God the Father Promises to Help His People	2. God the Father Promises to Help His People
	3. Jesus Provides God's People with Everything They Need	3. Jesus Provides God's People with Everything They Need
	4. The Holy Spirit Works in God's People	4. The Holy Spirit Works in God's People
	5. The Word of God Grows God's People	5. The Word of God Grows God's People
	6. God Uses His People to Strengthen and Comfort Each Other	6. God Uses His People to Strengthen and Comfort Each Other
Unit 14: The God Who Delights in Our Prayers Q: How Does God Want Us to Pray? A: Every Night and Day!	1. God Wants Us to Praise Him	1. God Delights in Our Adoration of Him
	2. God Wants Us to Confess Our Sins	2. God Delights in Our Humble Confession of Sin
	3. God Wants Us to Thank Him	3. God Delights in Our Thanksgiving to Him
	4. God Wants Us to Ask Him to Do Great Things	4. God Delights in Our Supplications to Him
	<i>included in DDD Unit 14 Bible Truth 4, above</i>	5. God Always Answers Prayers
	<i>included in DDD Unit 14 Bible Truth 4, above</i>	6. Jesus Is Why God Answers God's People's Prayers
Unit 15: God's People Gather Together Q: Why Do God's People Go to Church? A: To Worship God and Love One Another!	1. By Praising God for Jesus' Win over Death	1. God's People Gather Together for a Special, Weekly Worship Day
	<i>included in DDD Unit 15 Bible Truth 2, below</i>	2. God's People Are Led by Godly Leaders
	2. By Learning from God's Word, the Bible	3. God's People Gather to Hear God's Word
	<i>included in DDD Unit 15 Bible Truth 3, below</i>	4. God's People Are Called the Body of Christ
	3. By Caring for Each Other's Needs	5. God's People Love One Another with a Covenant Love
	<i>included in DDD Unit 15 Bible Truth 3, above</i>	6. God's People Gather to Give
	4. By Telling What God Has Done and Praying	7. God's People Gather for Fellowship
	<i>included in DDD Unit 15 Bible Truth 4, above</i>	8. God's People Invite Others to Gather with Them
	<i>included in DDD Unit 15 Bible Truth 4, above</i>	9. God's People Gather to Pray
	5. By Baptizing People Who Trust in and Live for Jesus	10. God's People Proclaim Their New Life in Christ through Baptism
	6. By Remembering Jesus Died to Save Them	11. God's People Celebrate Christ's Redeeming Sacrifice for Them
Unit 16: Jesus, the Returning King Q: What Will Happen When Jesus Comes Back? A: God Will Make Everything New!	1. Jesus Will Judge All People Fairly	1. King Jesus Will Return to End the World
	<i>included in DDD Unit 16 Bible Truth 1, above</i>	2. King Jesus Will Return When God's Work on Earth is Done
	<i>included in DDD Unit 16 Bible Truth 1, above</i>	3. When King Jesus Returns, God's People Will Be Made Like Him
	<i>included in DDD Unit 16 Bible Truth 1, above</i>	4. King Jesus Will Return to Bring the Wicked to Just and Final Punishment
	<i>included in DDD Unit 16 Bible Truth 1, above</i>	5. King Jesus Will Return to Judge God's People, Too
	<i>included in DDD Unit 16 Bible Truth 2, below</i>	6. King Jesus Will Be United with His Bride, God's People, Forever
	2. God's People Will Live Happily with God Forever	7. King Jesus Will Reign Forever

DEEP DOWN DETECTIVES

**Curriculum Resources
for Unit 12, Bible Truth 1:**



How Should God's People Live?

They Should Live Like Jesus...

By Asking God for His Help!

Session Prep (especially good for newbies!)

Pray!



Pray for the Holy Spirit to be at work in your and the children's hearts.

Review



If new to the curriculum, look at the **Getting Started with Deep Down Detectives section of the Core Curriculum book.** (p.5) It will be especially helpful to read through the Deep Down Detectives section of **The Praise Factory Tour: Extended Version Book.** This is a visual way to understand what goes on in the classroom. (A pdf of the book is found in the samples section on the website.)

Look through and Learn the Lesson



Read over **lesson plan.** Practice any **songs or action rhymes** you are using. Choose/make up motions to go with these. Choose less with younger children and more with older preschoolers. **Practice the lesson with the visual aids** and using the Big Question Box/Briefcase.

Read and Rehearse the Bible Story with Pictures



Read the Bible story from the Bible. Read the curriculum version. Practice telling it with the storyboard pictures. (If you have not previously laminated the story pictures, do that now.) Or, rehearse it from the Simple Story Scenes, if you are using those.

Let There Be Music



Download the music and listen to the songs. Choose which of the songs you will use with the children. If using live musicians, make sure they have the sheet music (Appendix A, Core Curriculum book).

Put the Props in Place



1. Prepare your Visual Aids. Put the Big Question, Unit Bible Truths, Bible Truth, Bible Verse, and Listening Assignment signs, as well as the Bible Story script in one side of the Bible folder.
2. Get out your storyboard. If using Simple Story Scenes, put these in your Bible Folder. Or, if using the individual storyboard figures, put all background pictures in place (they have a BG by the number). Put the rest of the storyboard pictures (these have a SB by the number) in order of use in the other side of the Bible folder.
3. Put the DDD Bible Folder as well as the Big Question sign in the Big Question Box/Briefcase and shut it. If your box/briefcase has locks and you want to use the unlocking the box as part of your session, lock it now....but make sure you have the key or know the code first.
4. Prepare the music CD or sheet music or mp3 device for use in your session.

Set Out Free Play Activities



Choose and set up free time activities you will use with the children. Choose a variety of different activities that will be enjoyed by different types of children. Rotate the activities you provide to keep them interesting and fresh to your children. (Suggestions in Appendix D, Core Curriculum books.)

Prepare Any Activities



Choose which (if any) of the Bible Truth games and crafts activities you want to use in the session. Bear in mind your time frame as well as the developmental abilities and attention span of your children as you decide which/how many to prepare. **Look over the Discussion Sheet** and choose a few questions you might use to spark discussion with the children as they do their activities (especially good for ages 3's+). Pray for God to give you opportunities to talk about these things with the children.

Let Them Take It with Them



Make copies of the craft/take home sheets, if you are not already using them as one of your activities. You may also want to make copies of the story (see take-home version of each story included in Appendix C with the other take home resources) to have for parents to use with their children at home. There's a link on each craft/take home sheet to the story, if you don't make hard copies.

Store It



After your session is over, collect the resources and store them for future use. This curriculum can be used over and over for years to come.

Unit 12: God's People Live for Him

UNIT OVERVIEW

We become God's people when we turn away from our sins and trust in Jesus as our Savior. When we do, God forgives our sins, and we begin a whole new way of life. God's people no longer live life just to please themselves. They want to honor God with their whole lives, like Jesus did. They seek to love God most of all and love all people, too.

In this unit we will learn eight ways that God's people live for Him.

UNIT BIBLE VERSE: Ephesians 5:1-2

"Be imitators of God, as beloved children. And walk in love, as Christ loved us and gave himself up for us."

BIG QUESTION UNDER INVESTIGATION: How Should God's People Live?

ANSWER: They Should Live Like Jesus!

OPTIONAL Big Question 12 INTRODUCTION LESSON (Use Hide 'n' Seek Kids Unit 12 Material)

Story: The Case of the Runaway Who Came Back *Philemon*

Bible Verse: Ephesians 5:1-2

➔ BIBLE TRUTH 1: By Asking God for His Help (3 Lessons Available)

Story: The Case of the Hardest Thing *Matthew 26-28; Mark 14-16; Luke 22-24; John 18-21*

Bible Verse: Hebrews 4:16

BIBLE TRUTH 2: By Loving God Most of All (3 Lessons Available)

Story: The Case of the Man Who Left His Money *Matthew 9; Mark 2; Luke 5*

Bible Verse: Deuteronomy 6:4-5

BIBLE TRUTH 3: By Loving Other People as God Has Loved Them

(3 Lessons Available)

Story: The Case of the Man Who Kept on Loving *Acts 6-7*

Luke 3:15-18, 21-23; John 1:19-34

Bible Verse: 1 Corinthians 13:4-8

BIBLE TRUTH 4: By Trusting God and Being Happy with What He Wants (3 Lessons Available)

Story: The Case of the Faith that Faced Fire *Daniel 1-3*

Bible Verse: Proverbs 3:5-6

BIBLE TRUTH 5: By Learning God's Word and Obeying It (3 Lessons Available)

Story: The Case of the Lost Treasure *2 Kings 22; 23:1-20, 24; 2 Chronicles 34:8-33*

Bible Verse: Psalm 119:11, 15-16

BIBLE TRUTH 6: By Saying "No" to Disobeying God (3 Lessons Available)

Story: The Case of the Escape that Waited *1 Samuel 17:19, 23-24, 27, 31; 2 Samuel 5-6*

Bible Verse: 1 Corinthians 10:13

BIBLE TRUTH 7: By Telling the Good News of Jesus (3 Lessons Available)

Story: The Case of the Beautiful, Busy Feet *Acts*

Bible Verse: Romans 10:13-15

BIBLE TRUTH 8: By Making Much of God (3 Lessons Available)

Story: The Case of the Boastful Man

Acts 7-9, 22; Romans; 1 & 2 Corinthians; Ephesians; Philippians

Bible Verse: Psalm 66:1-3, 5, 16

Deep Down Detectives ESV Songs 12 Track Numbers

This is a listing of all songs mentioned in the unit curriculum. You may or may not choose to use all of the songs. They are listed in easy-reference order--NOT in the order used in the curriculum. You may choose to simply burn a CD/load them onto an mp3 device in this order. Or, you may want to do what we do: choose the songs we want to use and create a play list of them in that order. Then, we burn a CD/upload the play list onto an mp3 device. A teacher only has to click forward to the next song, instead of hunting for the right track. The track number have been included as part of the title of each song, teachers will still have a reference to the track number listed in the curriculum (same as those listed below), even if you change the order on your customized play list.

SONGS USED EVERY UNIT OF THE CURRICULUM

- 1 The Classroom Song v.1
- 2 The Classroom Song v.2
- 3 The Classroom Song v.3
- 4 The Classroom Song v.4
- 5 Deep Down Detectives Theme Song
- 6 The Classroom Rules Song
- 7 Let's Pray Song
- 8 The Big Question Box Song
- 9 The Bible Chant Song
- 10 ACTS Prayer Song (Short Version)
- 11 ACTS Prayer Song (Full Version)

listen to or download songs for free at <https://praisefactory.org:Deep Down Detectives Music page>

Why the Extra Songs?

Deep Down Detectives is a curriculum used by a wide age-span of kids. Sometimes one of the other songs is a better fit for your kids. Or, you may simply want to teach them more songs on the same Bible Truth. Use as many or as few as you want.

UNIT 12: GOD'S PEOPLE LIVE FOR HIM

- 12 Big Q & A 12 Song
- 13 Big Question 12 Song: How Should God's People Live Each Day?
- 14 Big Question 12 Bible Verse Song: Walk in Love Ephesians 5:1-2, ESV
- 15 Extra Big Question 12 Bible Verse Song: Let Everyone Who Names the Name 2 Timothy 2:19,22, ESV
- 16 Big Question 12 Hymn: Trust and Obey, v.1
- 17 Big Question 12 Praise Song: I Have Decided to Follow Jesus

How Should God's People Live? They Should Live Like Jesus...

Bible Truth 1: By Asking God for His Help

- 18 Bible Verse: Let Us with Confidence Hebrews 4:16, ESV
- 19 Extra Bible Verse: Let Us Then Draw Near Hebrews 4:16, ESV (other version)
- 20 Extra Bible Verse: Help Us, O God of Our Salvation Psalm 79:9, ESV
- 21 Extra Bible Verse: We All With Unveiled Face 2 Corinthians 3:18, ESV

Bible Truth 2: By Loving Him Most of All

- 22 Bible Verse: Hear, O Hear Deuteronomy 6:4-5, ESV
- 23 Extra Bible Verse: Your Steadfast Love Is Better than Life Psalm 63:3-4, ESV

Bible Truth 3: By Loving Other People as God Has Loved Them

- 24 Bible Verse: Love 1 Corinthians 13:4-8, ESV
- 25 Extra Bible Verse: Love Is Patient 1 Corinthians 13:4-8, ESV

Bible Truth 4: By Trusting God and Being Happy With What He Wants

- 26 Bible Verse: Trust Proverbs 3:5-6, ESV
- 27 Extra Bible Verse: Trust in the LORD Proverbs 3:5-6, ESV (other version)
- 28 Extra Bible Verse: May the God of Hope Romans 15:13, NIV 1984
- 29 Extra Bible Verse: Let the Morning Bring Me Psalm 143:5,8, NIV 1984
- 30 Extra Bible Verse: For a Little While 1 Peter 1:6-7, NIV 1984
- 31 Extra Bible Verse: If God Is for Us Romans 8:31,32,35,37-39, ESV
- 32 Extra Bible Verse: Many Walk as Enemies Philippians 3:18,19,20, ESV
- 33 Extra Bible Verse: You Were Publicly Exposed Hebrews 10:32-36, ESV

Bible Truth 5: By Learning God's Word and Obeying It

- 34 Bible Verse: I Have Stored Up Your Word Psalm 119:11,15-16, ESV
- 35 Extra Bible Verse: If Anyone Loves Me John 14:23, ESV
- 36 Extra Bible Verse: Jesus Answered John 14:23-24, ESV (other version)
- 37 Extra Bible Verse: For We Are God's Workmanship Ephesians 2:10; 6:7-8, NIV 1984

Bible Truth 6: By Saying "No" to Disobeying God

- 38 Bible Verse: No Temptation 1 Corinthians 10:13, ESV
- 39 Extra Bible Verse: No Temptation Has Overtaken You 1 Corinthians 10:13, ESV (other version)
- 40 Extra Bible Verse: Count It All Joy James 1:2-4, ESV

Bible Truth 7: By Telling the Good News of Jesus

- 41 Bible Verse: How Beautiful Romans 10:13-15, ESV
- 42 Extra Bible Verse: Be My Witnesses Acts 1:8, ESV

Bible Truth 8: By Making Much of God

- 43 Bible Verse: Shout with Joy to God Psalm 66:1-3,5,9,16, ESV
- 44 Extra Bible Verse: As Each Has Received a Gift 1 Peter 4:10-11, ESV
- 45 Extra Bible Verse: Gift, Gift, Gift 1 Peter 4:10-11, ESV (other version)
- 46 Extra Bible Verse: I Will Bless the Lord at All Times Psalm 34:1,3,8,10, ESV

Big Question 12, Bible Truth 1 Overview: Key Concepts

p.1

Unit 12: God's People Live for Him

Unit Big Question (and Answer): How Should God's People Live? They Should Live Like Jesus!

Unit Bible Verse: "Be imitators of God, as beloved children. And walk in love, as Christ loved us and gave himself up for us." --Ephesians 5:1-2, ESV

Bible Truth 1 Concept: They Should Live Like Jesus...By Asking God for His Help

When Jesus lived on earth, He asked God, His Father, for help to do everything He wanted Him to do. God wants His people to ask Him to help them, too.

The Bible is filled with God's promises to help His people. God's people can pray these promises for themselves. They can pray them for others, too. One of God's best promises is to send the Holy Spirit to keep working in His people's hearts. The Holy Spirit helps them to know what God wants them to do. He makes them strong and brave to do it. God is faithful. He will always help His people to live like Jesus, every single day.

We can become God's people when we turn away from our sins and trust in Jesus as our Savior. Ask God to help you. He loves to answer this prayer!

Bible Truth 1 Bible Verse: Hebrews 4:16

"Let us then with confidence draw near to the throne of grace, that we may receive mercy and find grace to help in time of need."

Learn a Little: "Let us draw near to find help in time of need."

Meaning

Jesus reigns in heaven as the High King over all creation. How He loves God's people! He listens to their prayers and even prays for them, Himself! He promises to give them everything they need to live for God and to do all He wants them to do.

God's people know they can always pray and ask God to help them. They know His answer is always "yes" when they ask Him to help them. He will give them the strength they need to do all He wants them to do. That's why they go boldly and confidently to God with their prayers. He will help them. He will always help them! We can become God's people, too, when we turn away from our sins and trust in Jesus as our Savior.

Bible Truth 1 ACTS Prayer

- A** God, we praise You for giving us Jesus, so we can know how You want us to live.
- C** God, we need Your help to live for You, but many times we don't ask for it. We love to do things by ourselves, in our own way. We need a Savior!
- T** Thank You, God, for promising to help Your people live like Jesus. They could never do this without Your help.
- S** God, please work in our hearts. Help us turn away from our sins and trust in Jesus as our Savior. Make us Your people. Help us to love You. Help us to live like You want us to. In Jesus' name we pray, Amen.

Bible Truth 1 Story**The Case of the Hardest Thing**

Matthew 26-28; Mark 14-16; Luke 22-24; John 18-21

Songs Used in Bible Truth 1

Big Q & A 12 Song

Big Question 12 Song: How Should God's People Live?

Big Question 12 Bible Verse Song: Walk in Love Ephesians 5:1-2, ESV

Extra Big Question 12 Bible Verse Song: Let Everyone Who Names the Name 2 Timothy 2:19,22, ESV

Big Question 12 Hymn: Trust and Obey, v.1

Big Question 12 Praise Song: I Have Decided to Follow Jesus

Bible Truth 1 Bible Verse Song: Let Us with Confidence Hebrews 4:16, ESV


Extra Bible Truth 1 Bible Verse Song: Let Us Then Draw Near Hebrews 4:16, ESV



Extra Bible Truth 1 Bible Verse Song: Help Us, O God of Our Salvation Psalm 79:9, ESV

Extra Bible Truth 1 Bible Verse Song: We All With Unveiled Face 2 Corinthians 3:18, ESV

listen to or download songs for free at <https://praisefactory.org>: Deep Down Detectives Music page

1. GETTING STARTED

 = follow the stars for a short & simple lesson plan

<p>Intake Activity Ideas</p>	<p>Choose one of these open-ended activities to include children as they join the class:</p>	
<p>Free Play Time <i>suggestions in Appendix D</i></p>	<p> Offer your own or some of the easy-to-make, free play activities suggested in Appendix D.</p>	
<p>OR Sing-along Music Time <i>lyrics and sheet music, Appendix A</i> <i>listen to or download songs for free at https://praisefactory.org: Deep Down Detectives Music page</i></p>	<p>Music from Deep Down Detectives (DDD) ESV Songs 12: Big Q & A 12 Song Big Question 12 Song Big Question 12 (Unit) Bible Verse Song: Walk in Love Ephesians 5:1-2, ESV Extra Big Question 12 (Unit) Bible Verse Song: Let Everyone Who Names the Name 2 Timothy 2:19,22, ESV Big Question 12 Hymn: Trust and Obey, v.1 Big Question 12 Praise Song: I Have Decided to Follow Jesus Bible Truth 1 Bible Verse Song: Let Us with Confidence Hebrews 4:16, ESV Bible Truth 1 Extra Bible Verse Song: Let Us Then Draw Near Hebrews 4:16, ESV Bible Truth 1 Extra Bible Verse Song: Help Us, O God of Our Salvation Psalm 79:9, ESV Bible Truth 1 Extra Bible Verse Song: We All With Unveiled Face 2 Corinthians 3:18, ESV</p>	<p><i>DDD ESV Songs 12, track 12</i> <i>DDD ESV Songs 12, track 13</i> <i>DDD ESV Songs 12, track 14</i> <i>DDD ESV Songs 12, track 15</i> <i>DDD ESV Songs 12, track 16</i> <i>DDD ESV Songs 12, track 17</i> <i>DDD ESV Songs 12, track 18</i> <i>DDD ESV Songs 12, track 19</i> <i>DDD ESV Songs 12, track 20</i> <i>DDD ESV Songs 12, track 21</i></p>
<p><i>Add more fun to Sing-along Music Time by adding a Music, Movement & Memory Activity. These activities are listed on p.10 of this lesson plan with the Response Activities. Instructions found in Appendix B.</i></p>		
<p>OR Bible Verse Memory Game <i>instructions found in Appendix B</i></p>	<p>Lesson 1 Game: Roll 'n' Toss Lesson 2 Game: Block Clapping Lesson 3 Game: Meet, Greet and Keep It Up <i>These activities are also included on p.10 of this lesson plan with the Response Activities.</i></p>	
<p>2. OPENING CIRCLE TIME (introduce the Bible Truth and tell the related Bible story)</p>		
<p>Gathering the Children <i>lyrics and sheet music, Appendix A</i></p>	<p><i>Sing verse 1 of The Classroom Song to gather the children for Circle Time.</i></p> <p>The Classroom Song, verse 1 <i>DDD ESV Songs 12, track 1</i> Let's gather together to worship God, Let's gather together to worship God, Let's gather together to worship God, Come gather here with me!</p>	
<p>Welcome to Deep Down Detectives</p>	<p> "Welcome to Deep Down Detectives. We're so glad you've joined us! Detectives are people who look for answers to questions. In Deep Down Detectives, we look for answers to big questions about God. We dig deep down in the truths of God's Word to find them."</p>	

2. OPENING CIRCLE TIME, continued



= follow the stars for a short & simple lesson plan

<p>Deep Down Detectives Theme Song</p> <p><i>lyrics and sheet music, Appendix A</i></p>	<p>"Let's sing our Deep Down Detectives Theme Song."</p> <p>★ Deep Down Detectives Theme Song DDD ESV Songs 12, track 5</p> <p>We're Deep Down Detectives, diggin' deep in God's Word, For truths about God and His plans for this world, We're seeking to love Him, with all of our heart, We're Deep Down Detectives! Come on! Let's start!</p>
<p>Classroom Rules Song</p> <p><i>lyrics and sheet music, Appendix A</i></p>	<p>There are two very important things that Deep Down Detectives do together: we worship God and we love one another. Our Classroom Rules Song reminds us how we should act. Let's sing it."</p> <p>Classroom Rules Song DDD ESV Songs 12, track 6</p> <p>Shh, be quiet while someone is talking, Raise your hand, if you have something to say, Don't touch your friend, sitting beside you, Obey your teachers, Be kind as you play. These are our classroom rules, These are our classroom rules, They help us worship God and love one another, These are our classroom rules.</p>
<p>Opening Prayer Time</p> <p><i>lyrics and sheet music, Appendix A</i></p>	<p>"Children, we need God's help to keep these rules. Let's ask Him to help us right now. Let's get ready and pray."</p> <p>Let's Pray DDD ESV Songs 12, track 7</p> <p>1-2-3! Fold your hands, Bow your head, Close your eyes. Let's pray! (<i>repeat</i>)</p> <p>"Let's pray:"</p> <p>★ Opening Prayer</p> <p>Dear Lord, We're so glad to get to gather together to worship You! Please help us keep the classroom rules. Please help us to love You and learn about You today. In Jesus' name we pray. Amen.</p>

2. OPENING CIRCLE TIME, continued

★ = follow the stars for a short & simple lesson plan

Reveal the Big Question

Introduce the Big Question Box/Briefcase

lyrics and sheet music, Appendix A

“Detectives INVESTIGATE things. That means they ask questions and look for answers. Deep Down Detectives investigate big questions about God. The Big Question we are investigating today is right inside our Big Question Box/Briefcase.

The Big Question Box Song

DDD ESV Songs 12, track 8

We’ve got a big box,
All closed up and locked,
Filled with the truths of God’s Word.

We’ve got a brief case,
There’s no time to waste,
Come on, kids, let’s open it up!

The Big Question under Investigation

VISUAL AID take out



of BQB

Big Question & Answer Sign, front side

**found in the DDD Unit 12 Visual Aids, ESV Book*

Ok, who would like to open for me and pull out the Big Question?”

Choose a child to open the box/briefcase, take out the Big Question and hand it to you, then hold up the Big Question sign for all the children to see, and say:

★ The Big Question we are investigating today is Big Question Number 12:

How Should God’s People Live?

and the Answer is:

They Should Live Like Jesus!

Big Question Meaning

★ We become God’s people when we turn away from our sins and trust in Jesus as our Savior. When we do, God forgives our sins, and we begin a whole new way of life. God’s people no longer live life just to please themselves. They want to honor God with their whole lives, like Jesus did. They seek to love God most of all and love all people, too.

Big Question Songs

★ “Let’s sing our Big Question Song:

Big Q & A 12 Song

lyrics and sheet music, Appendix A

Big Q & A 12 Song

DDD ESV Songs 12, track 12

(adapted version of “Twinkle, Twinkle, Little Star”)

How should God’s people live each day?
They should live like Jesus!
How should God’s people live each day?
How should God’s people live each day?
How should God’s people live each day?
They should live like Jesus!

2. OPENING CIRCLE TIME, continued



= follow the stars for a short & simple lesson plan

Learning about the Big Question (use one or both)



Repeat the Big Question and Answer again:

"How Should God's People Live? They Should Live Like Jesus!"

Say: "Hmmm, I wonder what that means... Let's do our action rhyme/sing our song that explains it."

Then do the action rhyme or sing the song using any of the optional motions suggested, if desired.

Big Question Action Rhyme

Big Question 12 Action Rhyme

Jesus loved God,
I should, too!
Jesus loved others,
I should, too!
Jesus prayed to God,
I should, too!
Jesus obeyed God,
I should, too!

God wants me to live like Jesus,
In everything
I think and say and do!

(POSSIBLE ACTIONS)

Point up to God in heaven

Point to self

Point out to others

Point to self

Make prayer hands

Point to self

Point up to God in heaven

Point to self

Point up to God in heaven

Touch head, mouth and walk in place

Big Question (Action Rhyme) Song



Lyrics and sheet music, Appendix A

Big Question 12 (Action Rhyme) Song

DDD ESV Songs 12, track 13

Refrain:

How should God's people live?
How should God's people live?
How should God's people live?
They should live like Jesus!

(POSSIBLE ACTIONS)

Point up to God in heaven

Verse 1

Jesus loved God most of all,
He loved all people, too,
In all that He did and said and thought,
He loved them thru and thru. (Refrain)

Touch heart, then point up to God in heaven

Point out to others

Touch heart

Verse 2

God's people should love God most of all,
They should love others, too,
And God the Holy Spirit,
Will help them in all they do. (Refrain)

Point up to God in heaven

Point out to others

Touch heart

2. OPENING CIRCLE TIME, continued

★ = follow the stars for a short & simple lesson plan

Learning the Bible Truth

VISUAL take out AID



of BQB

VISUAL AID

All the Bible Truths Sign

★ "They Should Live Like Jesus" is a good beginning, but there's so more to learn. So it's time for us to dig down even deeper for more answers to our Big Question about God. We're going to be learning **EIGHT** Bible truths that all tell us more about how God wants His people to live.

Who would like to hand me the picture with our eight Bible truths on it? It's in the Big Question Box/Briefcase." *Choose a child to get it and hand it to you, then hold it up and show them the pictures of the eight truths they will be learning.*

After everyone has had a good look, say...

Bible Truth Clue

VISUAL take out AID



of BQB

Bible Truth Clue Sign, front side
VISUAL AID

"Ok, now let's look at our Bible Truth Clue sign and see if we can figure out which of these eight truths we will be learning about today. Who would like to get it out of the Big Question Briefcase for me?"

Choose a child to open the briefcase, take out the Bible Truth Clue sign and hand it to you. Hold up the front side for the children to see. Cover up the answer, written along the bottom, and say:

**"How Should God's People Live?
They Should Live Like Jesus!
By Asking God for His ___!"**

We're missing one word. Here's the hint to what the missing word is. It says: "What do we need when we can't do something by ourselves? It starts with an "h" and it rhymes with "yelp."

Hint

Can you guess? It's "HELP!"

So, the Bible Truth we are learning today is:

(uncover answer from bottom of sign, show it to them and say:)

★ **"How Should God's People Live?
They Should Live Like Jesus!
By Asking God for His HELP!"**

And here is what this Bible Truth means: *(read the meaning off of the back of the sign, say:)*

Bible Truth Meaning

★ When Jesus lived on earth, He asked God, His Father, for help to do everything He wanted Him to do. God wants His people to ask Him to help them, too.

The Bible is filled with God's promises to help His people. God's people can pray these promises for themselves. They can pray them for others, too. One of God's best promises is to send the Holy Spirit to keep working in His people's hearts. The Holy Spirit helps them to know what God wants them to do. He makes them strong and brave to do it. God is faithful. He will always help His people to live like Jesus, every single day.

We can become God's people when we turn away from our sins and trust in Jesus as our Savior. Ask God to help you. He loves to answer this prayer!

2. OPENING CIRCLE TIME, continued



= follow the stars for a short & simple lesson plan

Learning the Bible Verse

"And how do I know this is true? God tells me so in His special book, the Bible."

The Bible Chant Song

Say or sing the Bible Chant Song.

lyrics and sheet music, Appendix A

The Bible Chant Song

DDD ESV Songs 12, track 9

The Bible, the Bible,
Let's get out the Bible.
Let's hear what God has to say.
The Bible, the Bible,
God's given us the Bible.
It's His Word for us to learn and obey! Yay!

Bible Verse

DDD 12.1 Bible Verse-front side (in the DDD Bible folder)

VISUAL AID Place verse in take out



of BQB
DDD Bible Folder

*found in the DDD Unit 12 Visual Aids, ESV Book

"Who would like to get our Bible folder out of the Big Question Briefcase for me?"

Choose a child to open the briefcase, take out the "Bible" folder and hand it to you. Remove the Bible Verse Picture from the "Bible" folder and hold it up for all the children to see, then say:

Hebrews 4:16 tells us:

Hebrews 4:16, ESV

Let us then with confidence draw near to the throne of grace, that we may receive mercy and find grace to help in time of need.

Learn a Little: "Let us draw near to find help in time of need."


Bible Verse Meaning

What does that mean?

Jesus reigns in heaven as the High King over all creation. How He loves God's people! He listens to their prayers and even prays for them, Himself! He promises to give them everything they need to live for God and to do all He wants them to do.

God's people know they can always pray and ask God to help them. They know His answer is always "yes" when they ask Him to help them. He will give them the strength they need to do all He wants them to do. That's why they go boldly and confidently to God with their prayers. He will help them. He will always help them! We can become God's people, too, when we turn away from our sins and trust in Jesus as our Savior.

2. OPENING CIRCLE TIME, continued

 = follow the stars for a short & simple lesson plan

**Bible Verse
Song**

*lyrics and sheet music,
Appendix A*

You might also enjoy:

*Let Us Then Draw Near
Hebrews 4:16, ESV
DDD ESV Songs 12,
track 19*

*Help Us, O God of Our
Salvation
Psalm 79:9, ESV
DDD ESV Songs 12,
track 20*

*We All With Unveiled Face
2 Corinthians 3:18, ESV
DDD ESV Songs 12,
track 21*

We've said our Bible verse, now let's sing it!








Let Us with Confidence: Hebrews 4:16

DDD ESV Songs 12, track 18

Let us then with confidence draw near,
With confidence draw near the throne of grace,
So that we may receive mercy and find grace,
In our time of need,
Hebrews Four, sixteen.

2. OPENING CIRCLE TIME, continued

★ = follow the stars for a short & simple lesson plan

<p>Getting into the Case</p>	<p>"Now it's time to do a bit more deep down investigating. Let's see what Detective Dan wants us to help him figure out. Would someone like to get it out for me?"</p>
<p>Listening Assignments</p> <p>Place in  take out  of BQB</p>	<p>NOTE: Listening assignments are most suitable for ages 3+. Skip straight to the Bible story (see bottom of this page), if working with 2 year olds.</p> <p>"Let's open up our listening assignment and see what we are supposed to figure out today.</p> <p>Choose a child to take out the Listening Assignment (from the DDD Bible Folder) and hand it to you. Read Detective Dan's letter to the children that includes the listening assignment. The listening assignments are summarized below:</p>
<p>VISUAL AID</p> <p></p> <p>DDD Unit 12 Visual Aids, ESV</p>	<p>Detective Dan's Lesson #1 Listening Assignment:</p> <p>I need to find out:</p> <ol style="list-style-type: none"> 1. Who did the hardest thing? What was it? 2. Who helped Him do it?
<p>VISUAL AID</p> <p></p> <p>DDD Unit 12 Visual Aids, ESV</p>	<p>Detective Dan's Lesson #2 Listening Assignment:</p> <p>Our Bible Verse is Hebrews 4:16, ESV</p> <p>"Let us then with confidence draw near to the throne of grace, that we may receive mercy and find grace to help in time of need."</p> <p>I need to find out:</p> <ol style="list-style-type: none"> 1. What was the very hard thing Jesus was called to do? Who did Jesus cry out to for help? 2. Did Jesus get the help He needed?
<p>VISUAL AID</p> <p></p> <p>*Listening Assignment #3 includes the Assignment Sheet, plus 6 clue pictures*</p> <p>DDD Unit 12 Visual Aids, ESV</p>	<p>Detective Dan's Lesson #3 Listening Assignment:</p> <p>I found six clues, but only 4 of them are in the story. Our six clues were: a dress, an angel, the cross, Jesus, an enemy, and a spider. Hold each of them up for the children to see as you identify them.</p> <p>I need to figure out:</p> <ol style="list-style-type: none"> 1. Which four belong in the story and which two don't? 2. What did Jesus ask God to do for him? How did God answer His prayer?
<p>Tell the Bible Story ★</p> <p>Place story & pics in  take out  of BQB</p> <p>DDD Unit 12 Visual Aids, ESV</p> <p>Story text included in this book right after this lesson plan and in Visual Aids book</p>	<p>★ Then say. "Ok, Deep Down Detectives! Put on your best listening ears and see if you can hear the answers to Detective Dan's questions. When I finish telling the story, we will see if we can answer all the questions."</p> <p>★ Bible Story: The Case of the Hardest Thing Matthew 26-28; Mark 14-16; Luke 22-24; John 18-21</p> <p>Read the Bible Truth story, putting up the storyboard pictures as you tell it. Then, have the children answer the listening assignment. Present the gospel and lead in prayer.</p> <p>*Answers to questions; the gospel; and, ACTS prayer are included with the story text.*</p>

2. OPENING CIRCLE TIME, continued

★ = follow the stars for a short & simple lesson plan

<p>Story Response Song(s)</p> <p>Hymn</p> <p><i>lyrics and sheet music, Appendix A</i></p>	<p><i>As attention span and time allow, you might want to end with one of the following songs which also tie in with the unit. If desired, use the Music and Movement activity ideas while singing (listed with the Response Activities).</i></p> <p>Trust and Obey <i>DDD ESV Songs 12, track 15</i></p> <p>Verse 1</p> <p>When we walk with the Lord, In the light of His Word, What a glory He sheds on our way! While we do His good will; He abides with us still, And with all who will trust and obey.</p> <p>Refrain</p> <p>Trust and obey, For there's no other way, To be happy in Jesus, But to trust and obey.</p> <p>Tie-in: "How should God's people live each day? They should live like Jesus! God's people live like Jesus when they trust and obey God. Jesus always trusted and obeyed His Father in heaven, even when it was very, very hard. God's people go through hard things, too. They might want to be afraid or sad. They might want to be unhappy, but they don't need to be. They can trust God and keep on obeying Him. God will never stop caring for them! God has promised to care for His people every day of their lives. We can become God's people when we turn from our sins and trust in Jesus as our Savior."</p>
--	---

<p>Praise Song</p> <p><i>lyrics and sheet music, Appendix A</i></p>	<p>Praise Song: I Have Decided to Follow Jesus <i>DDD ESV Songs 12, track 16</i></p> <p>I have decided to follow Jesus, I have decided to follow Jesus, I have decided to follow Jesus, No turning back, no turning back..</p> <p>Tie-in: "How should God's people live each day? They should live like Jesus! The Lord wants us to decide--that is, to say "Yes, I will!"-- to live like Jesus each day. He wants us to love and obey Him. That's what it means to follow Jesus. Let's sing a song about following Jesus."</p>
--	--

3. TAKING ACTION: Response Activities *(choose from among these activities)*


<p>Transition to Activities</p>	<p>★ Well, Deep Down Detectives, you've done a great job diggin' deep down for answers in the truths of God's Word. Now it's time to enjoy some activities."</p> <p><i>Tell children what activity/s you are providing for them: either free play or some of the response activities listed below. When you are ready to dismiss them, use this song to help the children transition in an orderly fashion to their next activity.</i></p>
--	--




<p>Classroom Song, verse 2</p> <p><i>lyrics and sheet music, Appendix A</i></p>	<p>"Children, let's sing our Time to Play Song. When we are finished you may get up and walk over to our next activity."</p> <p>Classroom Song, verse 2 <i>DDD ESV Songs 12, track 2</i></p> <p>We've gathered together to worship God, We've gathered together to worship God, And now it's time to play.</p> <p><i>Dismiss the children to whatever activities you have prepared for them to do.</i></p>
--	--

3. TAKING ACTION: Response Activities (choose from among these activities) ★ = short & simple lesson plan

<p>Response Activities</p>	<p>Choose one or more activities appropriate for your children, based on classroom time and developmental needs. Add the Discussion Sheet to any activity for deeper learning. ★</p>
<p>Bible Verse Memory Game</p> <p><i>game directions, Appendix B</i></p>	<p>Though listed with the opening activities, you may choose to use this Bible verse game here instead (or as a repeat).</p> <ul style="list-style-type: none"> • Lesson 1 Game: Roll 'n' Toss • Lesson 2 Game: Block Clapping • Lesson 3 Game: Meet, Greet and Keep It Up <p>Use the Discussion Sheet with this activity for even deeper learning ★</p> <p>Discussion Questions</p>
<p>Music, Movement & Memory Activity</p> <p><i>game directions, Appendix B</i></p>	<p>A music activity that uses the songs from the Bible Truth and Big Question unit.</p> <ul style="list-style-type: none"> • DDD Songs for this Bible Truth, plus: • Lesson 1 Activity: Musical Squares • Lesson 2 Activity: Thumping Drums • Lesson 3 Activity: Say, Spring Up and Shout <p>Use the Discussion Sheet with this activity for even deeper learning ★</p> <p>Discussion Questions</p>
<p>Bible Story Review Game</p> <p><i>game directions, Appendix B</i></p>	<p>A game that uses the storyboard pictures from the story to review the story.</p> <ul style="list-style-type: none"> • Lesson 1 Game: Treasure Hunt • Lesson 2 Game: Look Who's Coming Down the Tracks • Lesson 3 Game: Can You Remember? <p>Use the Discussion Sheet with this activity for even deeper learning ★</p> <p>Discussion Questions</p>
<p>Coloring Pages/ Take Home Sheets</p> <p><i>in Appendix C</i></p> <p>★</p>	<p>A coloring page related to the lesson assignment question is provided for each lesson. On the back of each are the key concepts, a few questions and a song for parents to use with their children.</p> <p>NOTE: Upgrade your coloring sheet to a more interesting craft by offering simple embellishments, such as jiggly eyes, craft sand, glitter, glitter glue, colored paper dots (made with a hole punch), fabric scraps, etc. Make cut-to-size glued-on clothes, hair, etc for characters by using a copy of the coloring sheet, cutting out the selected portions and making them the patterns for whatever you want to cut out of fabric, paper, foil, etc.</p> <ul style="list-style-type: none"> • Lesson 1 Coloring Sheet Emphasis: Bible Truth • Lesson 2 Coloring Sheet Emphasis: Bible Verse • Lesson 3 Coloring Sheet Emphasis: ACTS Prayer <p>Use the Discussion Sheet with this activity for even deeper learning ★</p> <p>Discussion Questions</p>
<p>Extra Crafts: Big Question Craft <i>in Appendix C</i></p> <p>Bible Verse Craft <i>in Appendix C</i></p> <p>Bible Story Puzzle <i>in Appendix C</i></p>	<p>These crafts are slightly more complex than the coloring/take home sheets:</p> <p>The Bible Concept Go-and-Tell Craft is a craft that summarizes the Bible concept and includes the Bible verse is included for those desiring more than a coloring sheet. This more complex craft will involve gluing, sticking, etc. Can be used at any time.</p> <p>The Bible Story Coloring Sheet provides a tie in between the Bible story and the Bible truth they are learning.</p> <p>The Storyboard Picture Placement Page has been made into a puzzle that can be cut out and re-assembled by the children. This provides a nice summary of the story.</p> <p>Use the Discussion Sheet with these activities for even deeper learning ★</p> <p>Discussion Questions</p>
<p>Free Play Activities ★ <i>ideas in Appendix D</i></p>	<p>Offer your own or some of the easy-to-make, free play activities suggested in Appendix D.</p>

4. CLOSING CIRCLE TIME *(End-of-session activities for the last 5-10 minutes of class time)*

 = short & simple lesson plan

<p>Transition to Closing Circle</p> <p>Classroom Song, verse 3</p> <p><i>lyrics and sheet music, Appendix A</i></p>	<p><i>Use this song to help the children transition in an orderly fashion. Start singing this song and ask the children to gather with you for Closing Circle Time.</i></p> <p>Classroom Song, verse 3 <i>DDD ESV Songs 12, track 3</i></p> <p>It's time to get ready to go and tell, It's time to get ready to go and tell, Come gather here with me.</p>
<p>Closing Circle Time</p> <p>Classroom Song, verse 4</p> <p><i>lyrics and sheet music, Appendix A</i></p>	<p><i>When children are settled in the circle, say:</i></p> <p>"It's almost time for your parents to come pick you up. And do you know what that means? It means.... (draw this out to build anticipation and excitement)...that it's almost time to go home and....it's almost time to...Go and Tell! We have learned some big news about God today. God wants us to take and tell it to the whole world!"</p> <p>Classroom Song, verse 4 <i>DDD ESV Songs 12, track 4</i></p> <p>So what's our big news to go and tell, So what's our big news to go and tell, Can you tell me now?</p>
<p>Big News to Tell</p> <p>Big Question 12</p> <p><i>VISUAL AID</i></p> <p></p> <p><i>*found in DDD Unit 12 Visual Aids, ESV Book</i></p> <p><i>lyrics and sheet music, Appendix A</i></p> <p>Big Question 12, Bible Truth 1</p> <p><i>VISUAL AID</i></p> <p></p>	<p>"Let's see....there's so much big news to tell! There's so much we've learned!</p> <p>First of all, can you tell me the answer to our Big Question: "How Should God's People Live?" <i>Hold up the Bible Truth Clue Picture.</i></p> <p>Say the answer with me: "They Should Live Like Jesus!"</p> <p><i>(If desired, you can sing one/both of the Big Question songs.)</i> <i>DDD ESV Songs 12, tracks 12,13</i></p> <p>And what's one way He does this? What did we learn? <i>Point to the picture.</i></p> <p>By Asking God for His Help!</p> <p>"And how do I know this is true? Can you tell me?"</p>
<p>Big Question 12 Bible Truth 1 Bible Verse</p> <p><i>VISUAL AID</i></p> <p></p> <p><i>*found in the DDD Unit 12 Visual Aids, ESV Book</i></p> <p><i>lyrics and sheet music, Appendix A</i></p>	<p>Say it with me: "The Bible tells me so!" That's right!</p> <p>We learned: Hebrews 4:16, ESV:</p> <p>"Let us then with confidence draw near to the throne of grace, that we may receive mercy and find grace to help in time of need."</p> <p>Learn a Little: "Let us draw near to find help in time of need."</p> <p>Jesus reigns in heaven as the High King over all creation. How He loves God's people! He listens to their prayers and even prays for them, Himself! He promises to give them everything they need to live for God and to do all He wants them to do. God's people know they can always pray and ask God to help them. They know His answer is always "yes" when they ask Him to help them. He will give them the strength they need to do all He wants them to do. That's why they go boldly and confidently to God with their prayers. He will help them. He will always help them! We can become God's people, too, when we turn away from our sins and trust in Jesus as our Savior.</p> <p><i>(If desired, you can sing the Bible verse song.)</i> <i>DDD ESV Songs 12, track 18</i></p>

4. CLOSING CIRCLE TIME, continued



= follow the stars for a short & simple lesson plan

<p>Closing ACTS Prayer Time</p> <p>ACTS Prayer Chant</p> <p><i>lyrics and sheet music, Appendix A</i></p>	<p><i>Let's ask God to help us to remember this and even tell others this good news. Let's get ready and pray our ACTS prayer.</i></p> <p><i>And what does ACTS mean? Let's sing/say our ACTS Prayer Chant!</i></p> <p>ACTS Prayer Chant Song <i>DDDESV Songs 12, tracks 10,11</i></p> <p>A, Adoration, God, we praise You! C, Confession, Forgive us our sins. T, Thanksgiving, Thank You for Jesus, S, Supplication, Help us to live like Him.</p> <p style="text-align: right;">That's the ACTS prayer, my friend, Bow your head, Close your eyes, Shhh, Let's begin.</p>
<p>Closing ACTS Prayer</p>	<p>"Let's pray!"</p> <p><i>Lead the children in the ACTS prayer for this Bible Truth.</i></p> <p>A God, we praise You for giving us Jesus, so we can know how You want us to live.</p> <p>C God, we need Your help to live for You, but many times we don't ask for it. We love to do things by ourselves, in our own way. We need a Savior!</p> <p>T Thank You, God, for promising to help Your people live like Jesus. They could never do this without Your help.</p> <p>S God, please work in our hearts. Help us turn away from our sins and trust in Jesus as our Savior. Make us Your people. Help us to love You. Help us to live like You want us to.</p> <p>In Jesus' name we pray, Amen.</p>
<p>5. TAKING IT HOME <i>(Take Home Sheet)</i></p>	
<p>Clean up and Dismissal </p>	<p>"Now it's time to work together and clean up." <i>Have the children join you in cleaning up the room.</i></p>
<p>Coloring Pages/ Take Home Sheets </p> <p><i>in Appendix C</i></p>	<p><i>Give out the craft/take home sheet and any other papers from the session, as you dismiss children from class.</i></p> <p><i>(Reminder: The back side of the coloring page is the take home sheet for each lesson.)</i></p>
<p>Bible Story to Take-Home</p> <p><i>in Appendix C</i></p>	<p>You may also want to include a copy of the story along with the take home sheet. (However, each coloring sheet/take home sheet includes a note to parents telling where they can download the story from the Parent Resources section on the website.)</p>

The Case of the Day of Hardest Thing*Matthew 26-28; Mark 14-16; Luke 22-24; John 18-21***Story-telling Tips**

Ahead of time:

1. Read the Bible verses and story. Pray!
2. Choose story action cues and prepare storyboard figures/story scenes, if using. (In Visual Aids book)
3. Practice telling story with the storyboard pictures, timing your presentation. Shorten, if necessary.

During your presentation:

1. Maintain as much eye contact as possible as you tell the story.
2. Put up storyboard figures/add story action cues/hold up storybook scenes as you tell the story. Allow the children to help you put them on the board, if desired.
3. Include the children in your story with a few questions about what they think will happen or words/concepts that might be new to them.
4. Watch the kids for signs that their attention span has been reached. Shorten, if necessary.

INTRODUCTION/ LISTENING ASSIGNMENTS

"Our story is called: The Case of the Hardest Thing. Here is your listening assignment." Read from Detective Dan's Listening Assignment signs, but questions are summarized below:

Detective Dan's Lesson #1 Listening Assignment:

I need to find out:

1. **Who did the hardest thing? What was it?**
2. **Who helped Him do it?**

Detective Dan's Lesson #2 Listening Assignment:**Our Bible Verse is Hebrews 4:16, ESV**

"Let us then with confidence draw near to the throne of grace, that we may receive mercy and find grace to help in time of need."

I need to find out:

1. **What was the very hard thing Jesus was called to do? Who did Jesus cry out to for help?**
2. **Did Jesus get the help He needed?**

Detective Dan's Lesson #3 Listening Assignment:

I found six clues, but only 4 of them are in the story.

Our six clues were: a dress, an angel, the cross, Jesus, an enemy, and a spider.

Hold each of them up for the children to see as you identify them.

I need to figure out:

1. **Which four belong in the story and which two don't?**
2. **What did Jesus ask God to do for him? How did God answer His prayer?**

Read the assignment questions, THEN SAY,

"Ok, Deep Down Detectives! Put on your best listening ears and see if you can hear the answers to Detective Dan's questions. When I finish telling the story, we will see if we can answer all the questions."

*Read the Bible Truth story, answer questions, present the gospel and lead in prayer.**Answers to questions; the gospel; and, ACTS prayer are included with the story text.*

The Case of the Hardest Thing *Matthew 26-28; Mark 14-16; Luke 22-24; John 18-21*

Story with lines separating paragraphs (text in bold, optional interaction cues in italics)

It was late at night and Jesus knew He needed help. And not just help from anyone. No! There was only ONE who could help Him. Do you know who it was?

Who do you think it was?

It was God, His Father.

Very soon, Judas Iscariot, one of Jesus' disciples and closest friends, would bring enemies to arrest Him. These enemies would hurt Jesus. They would say mean things to Him. And then, they would nail Him to a cross to die.

Dying on a cross was a very painful way to die. But Jesus would do something as He died on the cross that would make it the most painful thing ANYONE has ever done. Jesus would take all the punishment God's people deserved from God for their sins. He would pay for their sins, so they wouldn't have to. Oh, how, very, very, VERY terrible all that punishment would be!

In some ways, Jesus wasn't that different from us. He thought about all the pain He would bear on the cross, and He didn't want it. Yet, how Jesus loved God, His Father! He always wanted to obey Him. And, how Jesus loved God's people! He wanted to save them. Dying on the cross was the only way to obey His Father and save God's people. And that's why Jesus knew He needed help —God, His Father's help— to do this very hardest thing.

And that's why, Jesus knew He needed help —God, His Father's help— to do all He was about to do.

Jesus walked with His disciples down the streets of Jerusalem, out through the city wall, and up the hill to the Garden of Gethsemane. Jesus knew He needed help from His Father, and it was there that He was going to ask for it. Do you know how?

What do you think Jesus did?

Jesus would pray! "Sit here, while I go over there and pray," He told His disciples.

Taking Peter, James, and John with Him, Jesus walked further into the dark garden. As Jesus walked, He became very sad and upset. "The sadness in My heart is so great that it's almost killing me!" Jesus told His friends. "Stay here with Me and keep watch," He asked them.

Going a little farther, Jesus fell face down on the ground and prayed. "My Father, if it's possible, take this away so I don't have to suffer like this," Jesus pleaded. "This is going to be so hard! This is going to hurt so much! But most of all, I want Your will, not Mine, Father," Jesus exclaimed.

After praying, Jesus went to check up on Peter, James, and John. He was NOT happy with what He found them doing. While HE had been face down on the ground, praying, THEY had been face down on the ground doing something else. Can you guess what it was?

They were sound asleep!

Story with lines separating paragraphs (text in bold, optional interaction cues in italics)

“Peter, wake up! Couldn’t you watch with Me this one hour?” Jesus exclaimed. “Watch and pray that you might say ‘no’ to temptation. You WANT to stay faithful to Me. You WANT to do God’s will, but you are very weak. You will need God’s help to do these things,” Jesus warned them.

Jesus knew that He wasn’t the only one who would need God’s help to do God’s will. His disciples would need God’s help, too. When the enemies came for Jesus, they would be tempted to be afraid and leave Jesus. But God could give them the strength they needed if they would ask.

Jesus went and prayed again. **“My Father, if suffering and dying on the cross is the only way to save Your people, then I want to do it. I want to obey You and do Your will more than anything else,”** Jesus exclaimed.

What a prayer! What a very, very hard thing Jesus would have to do to save God’s people! It was the hardest thing anyone would EVER have to do. COULD God, His Father, answer this prayer? WOULD God, His Father, answer this prayer?

What do you think?

Yes, He could; and, yes, He WOULD! God answered Jesus’ prayer. An angel came to strengthen Jesus.

Jesus was strengthened in His heart, too. Yes, He would have to suffer and die for God’s people. But, then, what joy He would have! On Day Three, He would rise from the dead in victory over sin and death. Then, He would return home to heaven. There, He would once more enjoy the Perfect Wonderfulness of the fullest, closest fellowship with God, the Father, and God, the Holy Spirit, like He had before He came to earth.

Jesus would be the great King who always loved and obeyed God, His Father. How great would be the praise for God! How good to never suffer again! And, how wonderful to know that the sins of God’s people would be forgiven for all time.

Strengthened and comforted, Jesus went back to His friends two more times. Were they praying? Were they asking God for His help?

What do you think?

No! Each time, He found them sleeping. Oh, if only they understood just how much they were about to need God’s help! “Are you still sleeping? But look, the time has come. Get up! Here come My enemies,” Jesus told them.

Just then, there came a whole crowd of enemies carrying lanterns, fiery torches, and sharp swords. And who was leading them?

Can you guess who?

Why Judas Iscariot, Jesus’ other disciple, that’s who! He had been paid by Jesus’ enemies to take them to Jesus to arrest Him.

The time had come for Jesus to suffer and die. What would He do? Run away and hide?

What do you think He will do?

Story with lines separating paragraphs (text in bold, optional interaction cues in italics)

No, He would not. Jesus was ready. He had asked His Father for help; and, His Father had answered Him. He gave Jesus the strength to keep on doing His will. Jesus would face His enemies and fulfill God's plan.

In the darkness, it was hard to tell which man was Jesus. But Judas led Jesus' enemies right to Him. "Hello, Teacher," Judas said, kissing Jesus on the cheek. "Friend, do what you came to do," Jesus replied. Then, the men came up and grabbed Jesus.

"Oh, no you don't!" thought Peter. He would fight off Jesus' enemies. He took his sword and cut off Malchus' ear --one of the men in the crowd.

But this wasn't the help Jesus wanted or needed. Jesus stretched out His hand and healed Malchus' ear. "Put away your sword," Jesus told Peter. "I could ask My Father to send thousands of angels to rescue Me, if I wanted. But how would His will be done if I did that? And how would God's promises in His Word come true? No. it must happen this way," Jesus replied. Oh, how God was helping His Son, Jesus, do this hardest thing!

But what about Jesus' disciples? What did they do? They had slept, instead of asking God for help. Did they stand with Jesus or run away?

What do you think they did?

It was just as Jesus warned. His disciples didn't have the strength to stay faithful. They gave in to their fears. They ran for their lives, leaving Jesus alone with His enemies.

After that, everything happened as Jesus knew it would. The crowd took Jesus away. They said mean things to Him and they hurt Him. They nailed Him to the cross; and there, Jesus suffered and died for the sins of God's people.

Oh, how terrible it was to suffer and die for God's people, but Jesus did it anyway! He had asked God, His Father, for help; and God, His Father, gave it to Him. He helped Jesus take all the punishment for the sins of God's people, so they wouldn't have to. He helped Jesus do the hardest thing!

And how do we know Jesus paid for all those sins when He suffered and died on the cross? Because of what Jesus did on the third day. Do you know what He did?

Can you tell me?

Jesus rose up from the grave to live forevermore! Jesus had really beaten sin and death for God's people. Their sins were all forgiven. They would get to live with God, knowing, loving, and enjoying Him forever.

But what about Jesus' disciples? What happened to them after they ran away and left Jesus? Would God forgive them now? COULD God forgive them now?

What do you think? Could God really forgive these men for leaving Jesus' all alone like this?

Yes, He could; and yes, He WOULD! Jesus paid for ALL their sins when He died on the cross.

Story with lines separating paragraphs (text in bold, optional interaction cues in italics)

And, though the disciples hadn't asked God for help, the night Jesus was arrested, Jesus had prayed for them.

That night, Jesus had prayed for them and all of God's people. Jesus had asked His Father to protect them from Satan and his evil plans. He had asked Him to help them to grow in love for God and for one another so the world might know He really is God's Son, the Savior.

Wow! What big prayers Jesus prayed for His disciples and all of God's people that night! Would God answer them? COULD God answer them?

What do you think?

Yes, He could; and, yes, He WOULD! Jesus appeared to His disciples on that third day after He died on the cross. "I'm alive and I've beaten sin and death for you and all of God's people!" He told them. 22. Over the next 40 days, Jesus taught His disciples from the Bible. He told them about God's great plan to use them to tell the whole world the gospel--the good news of salvation. And, He promised them God's great gift, the Holy Spirit, who would come live inside them and help them. At the end of those 40 days, Jesus went to heaven. He was home, once more, at last, enjoying all the Perfect Wonderfulness He had always known with God, the Father, and God, the Holy Spirit, from before the beginning of time.

Jesus had left earth for His home in heaven, but He never forgot His people. Jesus is always praying for them, helping them fulfill all of God's good plans. He asked the Father to send the Holy Spirit to live in their hearts, and so He did. He would help them love God, live for Him, and tell the world the good news of Jesus their whole lives.

And, oh, how those first believers had learned their lesson to ask God for His help! There were many more times when they were tempted to not be faithful to Jesus. And many more times when they would want to run away because their enemies wanted to hurt them. But now, they knew what to do. They prayed to God and asked for His help! And did He give it to them?

What do you think?

Yes, He did! Those first believers had learned their lesson to ask God for His help!

And that's why God STILL wants His people to ask Him for help to live for Him. He knows that His people today need just as much help as they did long ago. We can become God's people, too, if we turn away from our sins and trust in Jesus as our Savior. Then, God will help us live for Him, too! Ask Him to help you. He loves to answer this prayer.

Cracking the Case: (story wrap-up for Listening Assignments)

It's time to see how we did with our Listening Assignment.

Detective Dan's Lesson 1 Listening Assignment:

1. Who did the hardest thing? What was it? Jesus did. Jesus lived a perfect life and offered it up on the cross as the full payment for the sins of God's people. He suffered and died for them. On the third day, Jesus rose from the dead in victory.

2. Who helped Him do it? God, His Father, helped Jesus do it.

For You and Me:

Did you know that God calls all His people to do hard things they can never do on their own? And who will help them do these hard things? The very same One who helped Jesus --God! God will always help His people do whatever He calls them to do. We can become God's people, too, when we turn away from our sins and trust in Jesus as our Savior. If we do, we can know God will help us to do whatever He calls us to do, too.

Detective Dan's Lesson 2 Listening Assignment:**Our Bible Verse is Hebrews 4:16, ESV**

"Let us then with confidence draw near to the throne of grace, that we may receive mercy and find grace to help in time of need."

1. What was the very hard thing Jesus was called to do? Who did Jesus cry out to for help?

To live a perfect life and offer it up on the cross as the full payment for the sins of God's people. To suffer and die for them. He asked God, His Father, to help Him do it all.

2. Did Jesus get the help He needed? Yes, He did! God helped Him do it all... perfectly!

For You and Me:

Did you know that God calls all His people to do hard things they can never do on their own? And who will help them do these hard things? The very same One who helped Jesus --God! God will always help His people do whatever He calls them to do. We can become God's people, too, when we turn away from our sins and trust in Jesus as our Savior. If we do, we can know God will help us to do whatever He calls us to do, too.

Detective Dan's Lesson 3 Listening Assignment:

Our six clues were: a dress, an angel, the cross, Jesus, an enemy, and a spider.

1. Which four belong in our story?

The angel, the cross, Jesus and the enemy.

2. What did Jesus ask God to do for him? How did God answer His prayer?

Jesus asked God, His Father, to help Him carry out the plan to save God's people. God, His Father, answered Him with a "yes"! He helped Him bear the pain of the cross. He helped Him do everything that was needed to save God's people.

For You and Me:

Did you know that God calls all His people to do hard things they can never do on their own? And who will help them do these hard things? The very same One who helped Jesus --God! God will always help His people do whatever He calls them to do. We can become God's people, too, when we turn away from our sins and trust in Jesus as our Savior. If we do, we can know God will help us to do whatever He calls us to do, too.

The Gospel (story wrap-up if NOT using Listening Assignments)**Our Bible Truth is:****How Should God's People Live?****They Should Live Like Jesus...****By Asking God for His Help!**

How should God's people live each day? They should live like Jesus... by asking God for His help! God's people ask God for His help, knowing that He will help them. After all, He has already helped them in the biggest way: by sending Jesus to save them! Even while they still were choosing to disobey Him, God chose to help them by sending Jesus to save them. How much more, now that they turned away from their sins and trusted in Jesus as their Savior, will God help them to live for Him! God delights to help you and me, too. If we turn away from disobeying Him and trust Jesus as our Savior, He will gladly save us! And as His people, He will gladly keep helping us to live for Him!

Close in prayer.

Closing ACTS Prayer

- A** God, we praise You for giving us Jesus, so we can know how You want us to live.
- C** God, we need Your help to live for You, but many times we don't ask for it. We love to do things by ourselves, in our own way. We need a Savior!
- T** Thank You, God, for promising to help Your people live like Jesus. They could never do this without Your help.
- S** God, please work in our hearts. Help us turn away from our sins and trust in Jesus as our Savior. Make us Your people. Help us to love You. Help us to live like You want us to.

In Jesus' name we pray, Amen.

Go to Lesson Plan, p.9 for the script to the rest of the lesson.

Deep Down Discussion Sheet

use with all THREE lessons

Use with all response activities for deeper learning



P.1

Questions to aid discussion of the key concepts and for use in games

Be familiar with these questions and answers. Look for opportunities to ask questions and discuss their answers, such as while the children work on their coloring pages, as part of their response games, or during play time. Remember: your goal isn't to ask all these questions or only talk to the children about these things. It is to be deliberate in having good conversations with them, however much or little you have.

<p>BIG QUESTION</p> <p>Meaning</p> <p>Discussion Questions</p>	<p>How Should God's People Live? They Should Live Like Jesus!</p> <p>We become God's people when we turn away from our sins and trust in Jesus as our Savior. When we do, God forgives our sins, and we begin a whole new way of life. God's people no longer live life just to please themselves. They want to honor God with their whole lives, like Jesus did. They seek to love God most of all and love all people, too.</p> <p><i>choose a few</i></p> <ol style="list-style-type: none"> 1. How should God's people live each day? <i>They should live like Jesus!</i> 2. Who did Jesus always love? <i>God.</i> 3. Who did Jesus always please in everything He felt, thought, said, and did? <i>God.</i> 4. Are God's people perfect like Jesus? <i>No, they are not.</i> 5. Who do God's people try to live like? <i>Jesus.</i> 6. How do God's people try to live like Jesus? <i>They try to love God and please Him in everything they feel, think, say, and do.</i> 7. How can we become God's people? <i>By turning away from our sins and trusting in Jesus as our Savior.</i>
<p>BIBLE TRUTH</p> <p>Meaning</p> <p>Discussion Questions</p>	<p>They Should Live Like Jesus...By Asking God for His Help!</p> <p>When Jesus lived on earth, He asked God, His Father, for help to do everything He wanted Him to do. God wants His people to ask Him to help them, too.</p> <p>The Bible is filled with God's promises to help His people. God's people can pray these promises for themselves. They can pray them for others, too. One of God's best promises is to send the Holy Spirit to keep working in His people's hearts. The Holy Spirit helps them to know what God wants them to do. He makes them strong and brave to do it. God is faithful. He will always help His people to live like Jesus, every single day.</p> <p>We can become God's people when we turn away from our sins and trust in Jesus as our Savior. Ask God to help you. He loves to answer this prayer!</p> <p><i>choose a few</i></p> <ol style="list-style-type: none"> 1. Who did Jesus ask for help when He lived on earth? <i>God, His Father.</i> 2. What kinds of things did Jesus ask His Father's help in? <i>Everything He wanted Him to do.</i> 3. Who should God's people ask to help them? <i>God.</i> 4. The Bible is filled with promises of what? <i>God's promise to help them.</i> 5. Who can God's people pray these promises for? <i>Themselves and others.</i> 6. Who can God's people ask for God to send to help them? <i>The Holy Spirit.</i> 7. What does the Holy Spirit do? <i>He helps God's people know what God wants them to do. He makes them strong and brave to do it.</i> 8. How can we become God's people? <i>By turning away from our sins and trusting in Jesus as our Savior.</i>

Deep Down Discussion Sheet

use with all THREE lessons

P.2

Questions to aid discussion of the key concepts and for use in games

<p>THE GOSPEL</p>	<p>What is God’s good news for you and me? <i>The gospel! God created us and we should obey Him, but we have all chosen to do things our own way. We deserve God’s punishment. But in His mercy, God chose to help us. He sent Jesus to be our Savior. Jesus lived a perfect life and He offered it up as He died on the cross as the full payment for the sins of God’s people. On the third day, He rose from the dead. He had beaten sin and death for God’s people! Now, all who turn away from their sins and trust in Jesus as their Savior are forgiven and become God’s people. We can become God’s people, too, if we turn away from our sins and trust in Jesus as our Savior. Ask Him to help you. He loves to answer this prayer!</i></p>
<p>BIBLE TRUTH BIBLE VERSE</p> <p>Meaning</p> <p>Discussion Questions</p>	<p>“Let us then with confidence draw near to the throne of grace, that we may receive mercy and find grace to help in time of need.” -- Hebrews 4:16, ESV</p> <p>Learn a Little: “Let us draw near to find help in time of need.”</p> <p>Jesus reigns in heaven as the High King over all creation. How He loves God’s people! He listens to their prayers and even prays for them, Himself! He promises to give them everything they need to live for God and to do all He wants them to do.</p> <p>God’s people know they can always pray and ask God to help them. They know His answer is always “yes” when they ask Him to help them. He will give them the strength they need to do all He wants them to do. That’s why they go boldly and confidently to God with their prayers. He will help them. He will always help them! We can become God’s people, too, when we turn away from our sins and trust in Jesus as our Savior.</p> <p><i>choose a few</i></p> <ol style="list-style-type: none"> 1. Who reigns in heaven as the High King over all creation? <i>Jesus does.</i> 2. What does Jesus promise to do for God’s people, even as He is in heaven reigning? <i>To give them everything they need to live for God. To pray for them.</i> 3. Who do God’s people know they can always pray to and ask for help? <i>Jesus!</i> 4. What do God’s people know Jesus will always give them the strength to do? <i>To keep on living for God.</i> 5. How can we become God’s people? <i>By turning away from our sins and trusting in Jesus as our Savior.</i>
<p>BIBLE STORY</p> <p>Discussion Questions</p>	<p>The Case of the Hardest Thing</p> <p><i>choose a few</i></p> <ol style="list-style-type: none"> 1. What did Jesus ask God His Father to help Him to do? <i>To suffer and die on the cross.</i> 2. Who else did Jesus tell to ask God for help? <i>His followers, God’s people.</i> 3. Did His followers ask for help? <i>No, they slept!</i> 4. How do we know that God answered Jesus’ prayers? <i>Because Jesus did not run away but let Himself be arrested and suffer and die on the cross.</i> 5. How do we know that Jesus paid for all the sins of God’s people? <i>Because God raised Him from the dead on Day Three.</i> 6. What did Jesus’ followers learn to do? <i>To ask God for help with everything they went through.</i> 7. What can we ask God to help us to do? <i>To turn away from our sins and trust in Jesus as our Savior. To help us to know and love Him more and more. This is how we become God’s people.</i>

DEEP DOWN DETECTIVES

**Curriculum Resources
for Unit 12, Bible Truth 2:**



How Should God's People Live?

They Should Live Like Jesus...

By Loving God Most of All!

Session Prep (especially good for newbies!)

Pray!



Pray for the Holy Spirit to be at work in your and the children's hearts.

Review



If new to the curriculum, look at the **Getting Started with Deep Down Detectives section of the Core Curriculum book.** (p.5) It will be especially helpful to read through the Deep Down Detectives section of **The Praise Factory Tour: Extended Version Book.** This is a visual way to understand what goes on in the classroom. (A pdf of the book is found in the samples section on the website.)

Look through and Learn the Lesson



Read over **lesson plan.** Practice any **songs or action rhymes** you are using. Choose/make up motions to go with these. Choose less with younger children and more with older preschoolers. **Practice the lesson with the visual aids** and using the Big Question Box/Briefcase.

Read and Rehearse the Bible Story with Pictures



Read the Bible story from the Bible. Read the curriculum version. Practice telling it with the storyboard pictures. (If you have not previously laminated the story pictures, do that now.) Or, rehearse it from the Simple Story Scenes, if you are using those.

Let There Be Music



Download the music and listen to the songs. Choose which of the songs you will use with the children. If using live musicians, make sure they have the sheet music (Appendix A, Core Curriculum book).

Put the Props in Place



1. Prepare your Visual Aids. Put the Big Question, Unit Bible Truths, Bible Truth, Bible Verse, and Listening Assignment signs, as well as the Bible Story script in one side of the Bible folder.
2. Get out your storyboard. If using Simple Story Scenes, put these in your Bible Folder. Or, if using the individual storyboard figures, put all background pictures in place (they have a BG by the number). Put the rest of the storyboard pictures (these have a SB by the number) in order of use in the other side of the Bible folder.
3. Put the DDD Bible Folder as well as the Big Question sign in the Big Question Box/Briefcase and shut it. If your box/briefcase has locks and you want to use the unlocking the box as part of your session, lock it now....but make sure you have the key or know the code first.
4. Prepare the music CD or sheet music or mp3 device for use in your session.

Set Out Free Play Activities



Choose and set up free time activities you will use with the children. Choose a variety of different activities that will be enjoyed by different types of children. Rotate the activities you provide to keep them interesting and fresh to your children. (Suggestions in Appendix D, Core Curriculum books.)

Prepare Any Activities



Choose which (if any) of the Bible Truth games and crafts activities you want to use in the session. Bear in mind your time frame as well as the developmental abilities and attention span of your children as you decide which/how many to prepare. **Look over the Discussion Sheet** and choose a few questions you might use to spark discussion with the children as they do their activities (especially good for ages 3's+). Pray for God to give you opportunities to talk about these things with the children.

Let Them Take It with Them



Make copies of the craft/take home sheets, if you are not already using them as one of your activities. You may also want to make copies of the story (see take-home version of each story included in Appendix C with the other take home resources) to have for parents to use with their children at home. There's a link on each craft/take home sheet to the story, if you don't make hard copies.

Store It



After your session is over, collect the resources and store them for future use. This curriculum can be used over and over for years to come.

Unit 12: God's People Live for Him

UNIT OVERVIEW

We become God's people when we turn away from our sins and trust in Jesus as our Savior. When we do, God forgives our sins, and we begin a whole new way of life. God's people no longer live life just to please themselves. They want to honor God with their whole lives, like Jesus did. They seek to love God most of all and love all people, too.

In this unit we will learn eight ways that God's people live for Him.

UNIT BIBLE VERSE: Ephesians 5:1-2

"Be imitators of God, as beloved children. And walk in love, as Christ loved us and gave himself up for us."

BIG QUESTION UNDER INVESTIGATION: How Should God's People Live?

ANSWER: They Should Live Like Jesus!

OPTIONAL Big Question 12 INTRODUCTION LESSON (Use Hide 'n' Seek Kids Unit 12 Material)

Story: The Case of the Runaway Who Came Back *Philemon*

Bible Verse: Ephesians 5:1-2

BIBLE TRUTH 1: By Asking God for His Help (3 Lessons Available)

Story: The Case of the Hardest Thing *Matthew 26-28; Mark 14-16; Luke 22-24; John 18-21*

Bible Verse: Hebrews 4:16



BIBLE TRUTH 2: By Loving God Most of All (3 Lessons Available)

Story: The Case of the Man Who Left His Money *Matthew 9; Mark 2; Luke 5*

Bible Verse: Deuteronomy 6:4-5

BIBLE TRUTH 3: By Loving Other People as God Has Loved Them

(3 Lessons Available)

Story: The Case of the Man Who Kept on Loving *Acts 6-7*

Luke 3:15-18, 21-23; John 1:19-34

Bible Verse: 1 Corinthians 13:4-8

BIBLE TRUTH 4: By Trusting God and Being Happy with What He Wants (3 Lessons Available)

Story: The Case of the Faith that Faced Fire *Daniel 1-3*

Bible Verse: Proverbs 3:5-6

BIBLE TRUTH 5: By Learning God's Word and Obeying It (3 Lessons Available)

Story: The Case of the Lost Treasure *2 Kings 22; 23:1-20, 24; 2 Chronicles 34:8-33*

Bible Verse: Psalm 119:11, 15-16

BIBLE TRUTH 6: By Saying "No" to Disobeying God (3 Lessons Available)

Story: The Case of the Escape that Waited *1 Samuel 17:19, 23-24, 27, 31; 2 Samuel 5-6*

Bible Verse: 1 Corinthians 10:13

BIBLE TRUTH 7: By Telling the Good News of Jesus (3 Lessons Available)

Story: The Case of the Beautiful, Busy Feet *Acts*

Bible Verse: Romans 10:13-15

BIBLE TRUTH 8: By Making Much of God (3 Lessons Available)

Story: The Case of the Boastful Man

Acts 7-9, 22; Romans; 1 & 2 Corinthians; Ephesians; Philippians

Bible Verse: Psalm 66:1-3, 5, 16

Deep Down Detectives ESV Songs 12 Track Numbers

This is a listing of all songs mentioned in the unit curriculum. You may or may not choose to use all of the songs. They are listed in easy-reference order--NOT in the order used in the curriculum. You may choose to simply burn a CD/load them onto an mp3 device in this order. Or, you may want to do what we do: choose the songs we want to use and create a play list of them in that order. Then, we burn a CD/upload the play list onto an mp3 device. A teacher only has to click forward to the next song, instead of hunting for the right track. The track number have been included as part of the title of each song, teachers will still have a reference to the track number listed in the curriculum (same as those listed below), even if you change the order on your customized play list.

SONGS USED EVERY UNIT OF THE CURRICULUM

- 1 The Classroom Song v.1
- 2 The Classroom Song v.2
- 3 The Classroom Song v.3
- 4 The Classroom Song v.4
- 5 Deep Down Detectives Theme Song
- 6 The Classroom Rules Song
- 7 Let's Pray Song
- 8 The Big Question Box Song
- 9 The Bible Chant Song
- 10 ACTS Prayer Song (Short Version)
- 11 ACTS Prayer Song (Full Version)

listen to or download songs for free at <https://praisefactory.org:Deep Down Detectives Music page>

Why the Extra Songs?

Deep Down Detectives is a curriculum used by a wide age-span of kids. Sometimes one of the other songs is a better fit for your kids. Or, you may simply want to teach them more songs on the same Bible Truth. Use as many or as few as you want.

UNIT 12: GOD'S PEOPLE LIVE FOR HIM

- 12 Big Q & A 12 Song
- 13 Big Question 12 Song: How Should God's People Live Each Day?
- 14 Big Question 12 Bible Verse Song: Walk in Love Ephesians 5:1-2, ESV
- 15 Extra Big Question 12 Bible Verse Song: Let Everyone Who Names the Name 2 Timothy 2:19,22, ESV
- 16 Big Question 12 Hymn: Trust and Obey, v.1
- 17 Big Question 12 Praise Song: I Have Decided to Follow Jesus

How Should God's People Live? They Should Live Like Jesus...

Bible Truth 1: By Asking God for His Help

- 18 Bible Verse: Let Us with Confidence Hebrews 4:16, ESV
- 19 Extra Bible Verse: Let Us Then Draw Near Hebrews 4:16, ESV (other version)
- 20 Extra Bible Verse: Help Us, O God of Our Salvation Psalm 79:9, ESV
- 21 Extra Bible Verse: We All With Unveiled Face 2 Corinthians 3:18, ESV

Bible Truth 2: By Loving Him Most of All

- 22 Bible Verse: Hear, O Hear Deuteronomy 6:4-5, ESV
- 23 Extra Bible Verse: Your Steadfast Love Is Better than Life Psalm 63:3-4, ESV

Bible Truth 3: By Loving Other People as God Has Loved Them

- 24 Bible Verse: Love 1 Corinthians 13:4-8, ESV
- 25 Extra Bible Verse: Love Is Patient 1 Corinthians 13:4-8, ESV

Bible Truth 4: By Trusting God and Being Happy With What He Wants

- 26 Bible Verse: Trust Proverbs 3:5-6, ESV
- 27 Extra Bible Verse: Trust in the LORD Proverbs 3:5-6, ESV (other version)
- 28 Extra Bible Verse: May the God of Hope Romans 15:13, NIV 1984
- 29 Extra Bible Verse: Let the Morning Bring Me Psalm 143:5,8, NIV 1984
- 30 Extra Bible Verse: For a Little While 1 Peter 1:6-7, NIV 1984
- 31 Extra Bible Verse: If God Is for Us Romans 8:31,32,35,37-39, ESV
- 32 Extra Bible Verse: Many Walk as Enemies Philippians 3:18,19,20, ESV
- 33 Extra Bible Verse: You Were Publicly Exposed Hebrews 10:32-36, ESV

Bible Truth 5: By Learning God's Word and Obeying It

- 34 Bible Verse: I Have Stored Up Your Word Psalm 119:11,15-16, ESV
- 35 Extra Bible Verse: If Anyone Loves Me John 14:23, ESV
- 36 Extra Bible Verse: Jesus Answered John 14:23-24, ESV (other version)
- 37 Extra Bible Verse: For We Are God's Workmanship Ephesians 2:10; 6:7-8, NIV 1984

Bible Truth 6: By Saying "No" to Disobeying God

- 38 Bible Verse: No Temptation 1 Corinthians 10:13, ESV
- 39 Extra Bible Verse: No Temptation Has Overtaken You 1 Corinthians 10:13, ESV (other version)
- 40 Extra Bible Verse: Count It All Joy James 1:2-4, ESV

Bible Truth 7: By Telling the Good News of Jesus

- 41 Bible Verse: How Beautiful Romans 10:13-15, ESV
- 42 Extra Bible Verse: Be My Witnesses Acts 1:8, ESV

Bible Truth 8: By Making Much of God

- 43 Bible Verse: Shout with Joy to God Psalm 66:1-3,5,9,16, ESV
- 44 Extra Bible Verse: As Each Has Received a Gift 1 Peter 4:10-11, ESV
- 45 Extra Bible Verse: Gift, Gift, Gift 1 Peter 4:10-11, ESV (other version)
- 46 Extra Bible Verse: I Will Bless the Lord at All Times Psalm 34:1,3,8,10, ESV

Big Question 12, Bible Truth 2 Overview: Key Concepts

p.1

Unit 12: God's People Live for Him

Unit Big Question (and Answer): How Should God's People Live? They Should Live Like Jesus!

Unit Bible Verse: "Be imitators of God, as beloved children. And walk in love, as Christ loved us and gave himself up for us." --Ephesians 5:1-2, ESV

Bible Truth 2 Concept: They Should Live Like Jesus... By Loving God Most of All!

Jesus loved God most of all. Jesus' love was more than a nice feeling inside His heart. Jesus lived out His love for God. He lived it out by loving God with the thoughts in His mind. He lived out His love with every word He spoke. He lived it out by always obeying God's laws in all that He did.

God wants His people to love Him like Jesus did, too. He wants them to love Him more than anyone or anything else. He wants them to love Him in their thoughts and their words. He wants them to love Him by obeying His good laws in all that they do, too.

God's people know that they can never love God perfectly like Jesus did. They are sinners. He is the perfect Son of God. But, they know that God promises to help them love Him most of all, by His Holy Spirit living in their hearts. We can become God's people, too, when we turn away from our sins and trust in Jesus as our Savior. Then, God will help us love Him most of all, too.

Bible Truth 2 Bible Verse: Deuteronomy 6:4-5, ESV

"Hear, O Israel: The LORD our God, the LORD is one. You shall love the LORD your God with all your heart and with all your soul and with all your might."

Learn a Little: "Love the LORD your God with all your heart, all your soul, and all your might."

Meaning

These verses tell us that the LORD is one--He's the one, true God. Moses first spoke these words to the people of Israel, but they are true for us all. God wants everyone to love Him most of all. He wants us to love Him with all our heart, soul, and strength. That's every bit of us! The best, first step to loving God most of all is to turn away from our sins and trust in Jesus as our Savior. This is how we become God's people.

Bible Truth 2 ACTS Prayer

- A** God, we praise You for giving us Jesus so we can know how we should love You.
- C** God, please forgive us for not loving You most of all. Too often we choose to love other people, things, and even ourselves, more than we love You. We need a Savior!
- T** Thank You, God, for promising to help us live like Jesus. You can help us to love You the way You want us to.
- S** God, please work in our hearts. Help us turn away from our sins and trust in Jesus as our Savior. Make us Your people. Help us to love You and live like You want us to live. Help us to love You most of all.

In Jesus' name we pray, Amen.

Bible Truth 2 Story

The Case of the Man Who Left His Money *Matthew 9; Mark 2; Luke 5*

Songs Used in Bible Truth 2

Big Q & A 12 Song

Big Question 12 Song: How Should God's People Live?

Big Question 12 Bible Verse Song: Walk in Love Ephesians 5:1-2, ESV

Extra Big Question 12 Bible Verse Song: Let Everyone Who Names the Name 2 Timothy 2:19,22, ESV

Big Question 12 Hymn: Trust and Obey, v.1


Big Question 12 Praise Song: I Have Decided to Follow Jesus


Bible Truth 2 Bible Verse Song: Hear, O Hear Deuteronomy 6:4-5, ESV

Extra Bible Truth 2 Bible Verse Song: Your Steadfast Love Is Better than Life Psalm 63:3-4, ESV


listen to or download songs for free at <https://praisefactory.org>: Deep Down Detectives Music page

1. GETTING STARTED

 = follow the stars for a short & simple lesson plan

Intake Activity Ideas	Choose one of these open-ended activities to include children as they join the class:
Free Play Time <i>suggestions in Appendix D</i>	 Offer your own or some of the easy-to-make, free play activities suggested in Appendix D.
OR Sing-along Music Time <i>lyrics and sheet music, Appendix A</i> <i>listen to or download songs for free at https://praisefactory.org:Deep Down Detectives Music page</i>	<p>Music from Deep Down Detectives (DDD) ESV Songs 12:</p> <p>Big Q & A 12 Song <i>DDD ESV Songs 12, track 12</i></p> <p>Big Question 12 Song <i>DDD ESV Songs 12, track 13</i></p> <p>Big Question 12 (Unit) Bible Verse Song: Walk in Love Ephesians 5:1-2, ESV <i>DDD ESV Songs 12, track 14</i></p> <p>Extra Big Question 12 (Unit) Bible Verse Song: Let Everyone Who Names the Name 2 Timothy 2:19,22, ESV <i>DDD ESV Songs 12, track 15</i></p> <p>Big Question 12 Hymn: Trust and Obey, v.1 <i>DDD ESV Songs 12, track 16</i></p> <p>Big Question 12 Praise Song: I Have Decided to Follow Jesus <i>DDD ESV Songs 12, track 17</i></p> <p>Bible Truth 2 Bible Verse Song: Hear, O Hear Deuteronomy 6:4-5, ESV <i>DDD ESV Songs 12, track 22</i></p> <p>Bible Truth 2 Extra Bible Verse Song: Your Steadfast Love Is Better than Life Psalm 63:3-4, ESV <i>DDD ESV Songs 12, track 23</i></p> <p><i>Add more fun to Sing-along Music Time by adding a Music, Movement & Memory Activity. These activities are listed on p.10 of this lesson plan with the Response Activities. Instructions found in Appendix B.</i></p>
OR Bible Verse Memory Game <i>instructions found in Appendix B</i>	<p>Lesson 1 Game: Bean Bag Catch</p> <p>Lesson 2 Game: Animal Cube</p> <p>Lesson 3 Game: Fill'er Up</p> <p><i>These activities are also included on p.10 of this lesson plan with the Response Activities.</i></p>

2. OPENING CIRCLE TIME (introduce the Bible Truth and tell the related Bible story)

Gathering the Children <i>lyrics and sheet music, Appendix A</i>	<p><i>Sing verse 1 of The Classroom Song to gather the children for Circle Time.</i></p> <p>The Classroom Song, verse 1 <i>DDD ESV Songs 12, track 1</i></p> <p>Let's gather together to worship God, Let's gather together to worship God, Let's gather together to worship God, Come gather here with me!</p>
Welcome to Deep Down Detectives	 "Welcome to Deep Down Detectives. We're so glad you've joined us! Detectives are people who look for answers to questions. In Deep Down Detectives, we look for answers to big questions about God. We dig deep down in the truths of God's Word to find them."

2. OPENING CIRCLE TIME, continued



= follow the stars for a short & simple lesson plan

<p>Deep Down Detectives Theme Song</p> <p><i>lyrics and sheet music, Appendix A</i></p>	<p>"Let's sing our Deep Down Detectives Theme Song."</p> <p>★ Deep Down Detectives Theme Song DDD ESV Songs 12, track 5</p> <p>We're Deep Down Detectives, diggin' deep in God's Word, For truths about God and His plans for this world, We're seeking to love Him, with all of our heart, We're Deep Down Detectives! Come on! Let's start!</p>
<p>Classroom Rules Song</p> <p><i>lyrics and sheet music, Appendix A</i></p>	<p>There are two very important things that Deep Down Detectives do together: we worship God and we love one another. Our Classroom Rules Song reminds us how we should act. Let's sing it."</p> <p>Classroom Rules Song DDD ESV Songs 12, track 6</p> <p>Shh, be quiet while someone is talking, Raise your hand, if you have something to say, Don't touch your friend, sitting beside you, Obey your teachers, Be kind as you play. These are our classroom rules, These are our classroom rules, They help us worship God and love one another, These are our classroom rules.</p>
<p>Opening Prayer Time</p> <p><i>lyrics and sheet music, Appendix A</i></p>	<p>"Children, we need God's help to keep these rules. Let's ask Him to help us right now. Let's get ready and pray."</p> <p>Let's Pray DDD ESV Songs 12, track 7</p> <p>1-2-3! Fold your hands, Bow your head, Close your eyes. Let's pray! (<i>repeat</i>)</p> <p>"Let's pray:"</p> <p>★ Opening Prayer</p> <p>Dear Lord, We're so glad to get to gather together to worship You! Please help us keep the classroom rules. Please help us to love You and learn about You today. In Jesus' name we pray. Amen.</p>

2. OPENING CIRCLE TIME, continued

★ = follow the stars for a short & simple lesson plan

Reveal the Big Question
Introduce the Big Question Box/Briefcase

lyrics and sheet music, Appendix A

“Detectives INVESTIGATE things. That means they ask questions and look for answers. Deep Down Detectives investigate big questions about God. The Big Question we are investigating today is right inside our Big Question Box/Briefcase.

The Big Question Box Song

DDD ESV Songs 12, track 8

We’ve got a big box,
All closed up and locked,
Filled with the truths of God’s Word.

We’ve got a brief case,
There’s no time to waste,
Come on, kids, let’s open it up!

The Big Question under Investigation

VISUAL AID



of BQB

Big Question & Answer Sign, front side

**found in the DDD Unit 12 Visual Aids, ESV Book*

Ok, who would like to open for me and pull out the Big Question?”

Choose a child to open the box/briefcase, take out the Big Question and hand it to you, then hold up the Big Question sign for all the children to see, and say:

★ The Big Question we are investigating today is Big Question Number 12:

How Should God’s People Live?

and the Answer is:

They Should Live Like Jesus!

Big Question Meaning

★ We become God’s people when we turn away from our sins and trust in Jesus as our Savior. When we do, God forgives our sins, and we begin a whole new way of life. God’s people no longer live life just to please themselves. They want to honor God with their whole lives, like Jesus did. They seek to love God most of all and love all people, too.

Big Question Songs ★ “Let’s sing our Big Question Song:

Big Q & A 12 Song

lyrics and sheet music, Appendix A

Big Q & A 12 Song

(adapted version of “Twinkle, Twinkle, Little Star”)

DDD ESV Songs 12, track 12

How should God’s people live each day?
They should live like Jesus!
How should God’s people live each day?
How should God’s people live each day?
How should God’s people live each day?
They should live like Jesus!

2. OPENING CIRCLE TIME, continued



= follow the stars for a short & simple lesson plan

Learning about the Big Question (use one or both)



Repeat the Big Question and Answer again:

"How Should God's People Live? They Should Live Like Jesus!"

Say: "Hmmm, I wonder what that means... Let's do our action rhyme/sing our song that explains it."

Then do the action rhyme or sing the song using any of the optional motions suggested, if desired.

Big Question Action Rhyme

Big Question 12 Action Rhyme

Jesus loved God,
I should, too!
Jesus loved others,
I should, too!
Jesus prayed to God,
I should, too!
Jesus obeyed God,
I should, too!

God wants me to live like Jesus,
In everything
I think and say and do!

(POSSIBLE ACTIONS)

Point up to God in heaven

Point to self

Point out to others

Point to self

Make prayer hands

Point to self

Point up to God in heaven

Point to self

Point up to God in heaven

Touch head, mouth and walk in place

Big Question (Action Rhyme) Song



lyrics and sheet music, Appendix A

Big Question 12 (Action Rhyme) Song

DDD ESV Songs 12, track 13

Refrain:

How should God's people live?
How should God's people live?
How should God's people live?
They should live like Jesus!

(POSSIBLE ACTIONS)

Point up to God in heaven

Verse 1

Jesus loved God most of all,
He loved all people, too,
In all that He did and said and thought,
He loved them thru and thru. (Refrain)

Touch heart, then point up to God in heaven

Point out to others

Touch heart

Verse 2

God's people should love God most of all,
They should love others, too,
And God the Holy Spirit,
Will help them in all they do. (Refrain)

Point up to God in heaven

Point out to others

Touch heart

2. OPENING CIRCLE TIME, continued

★ = follow the stars for a short & simple lesson plan

Learning the Bible Truth

VISUAL AID take out



of BQB

VISUAL AID

All the Bible Truths Sign

★ "They Should Live Like Jesus" is a good beginning, but there's so more to learn. So it's time for us to dig down even deeper for more answers to our Big Question about God. We're going to be learning **EIGHT** Bible truths that all tell us more about what the God is like.

Who would like to hand me the picture with our eight Bible truths on it? It's in the Big Question Box/Briefcase." *Choose a child to get it and hand it to you, then hold it up and show them the pictures of the eight truths they will be learning.*

Bible Truth Clue

VISUAL AID take out



of BQB

Bible Truth Clue Sign, front side
VISUAL AID

After everyone has had a good look, say...

"Ok, we've learned one truth about how to live for God. It's this one: "By Asking God for His Help" (point to picture as you identify the Bible Truth). Now let's look at our Bible Truth Clue sign and see if we can figure out which of these eight truths we will be learning about today. Who would like to get it out of the Big Question Briefcase for me?"

Choose a child to open the briefcase, take out the Bible Truth Clue sign and hand it to you. Hold up the front side for the children to see. Cover up the answer, written along the bottom, and say:

**"How Should God's People Live?
They Should Live Like Jesus!
By Loving God ___ of All!"**

Hint

We're missing one word. Here's the hint to what the missing word is. It says: "This word means that we love God more than anyone or anything else. It starts with an "m" and it rhymes with "toast."

Can you guess? It's "MOST." So, the Bible Truth we are learning today is:

(uncover answer from bottom of sign, show it to them and say:)

★ **"How Should God's People Live?
They Should Live Like Jesus!
By Loving God MOST of All!"**

Bible Truth Meaning

★ And here is what this Bible Truth means: *(read the meaning off of the back of the sign, say:)*

Jesus loved God most of all. Jesus' love was more than a nice feeling inside His heart. Jesus lived out His love for God. He lived it out by loving God with the thoughts in His mind. He lived out His love with every word He spoke. He lived it out by always obeying God's laws in all that He did.

God wants His people to love Him like Jesus did, too. He wants them to love Him more than anyone or anything else. He wants them to love Him in their thoughts and their words. He wants them to love Him by obeying His good laws in all that they do, too.

God's people know that they can never love God perfectly like Jesus did. They are sinners. He is the perfect Son of God. But, they know that God promises to help them love Him most of all, by His Holy Spirit living in their hearts. We can become God's people, too, when we turn away from our sins and trust in Jesus as our Savior. Then, God will help us love Him most of all, too.

2. OPENING CIRCLE TIME, continued



= follow the stars for a short & simple lesson plan

Learning the Bible Verse

"And how do I know this is true? God tells me so in His special book, the Bible."

The Bible Chant Song

Say or sing the Bible Chant Song.

lyrics and sheet music, Appendix A

The Bible Chant Song

DDD ESV Songs 12, track 9

The Bible, the Bible,
Let's get out the Bible.
Let's hear what God has to say.
The Bible, the Bible,
God's given us the Bible.
It's His Word for us to learn and obey! Yay!

Bible Verse

DDD 12.2 Bible Verse-front side (in the DDD Bible folder)

VISUAL AID Place verse in take out



of BQB
DDD Bible Folder

*found in the DDD Unit 12 Visual Aids, ESV Book

"Who would like to get our Bible folder out of the Big Question Briefcase for me?"

Choose a child to open the briefcase, take out the "Bible" folder and hand it to you. Remove the Bible Verse Picture from the "Bible" folder and hold it up for all the children to see, then say:

Deuteronomy 6:4-5 tells us:



Deuteronomy 6:4-5, ESV

"Hear, O Israel: The LORD our God, the LORD is one. You shall love the LORD your God with all your heart and with all your soul and with all your might."

Learn a Little: "Love the LORD your God with all your heart, all your soul, and all your might."


Bible Verse Meaning



What does that mean?

These verses tell us that the LORD is one--He's the one, true God. Moses first spoke these words to the people of Israel, but they are true for us all. God wants everyone to love Him most of all. He wants us to love Him with all our heart, soul, and strength. That's every bit of us! The best, first step to loving God most of all is to turn away from our sins and trust in Jesus as our Savior. This is how we become God's people.

2. OPENING CIRCLE TIME, continued

 = follow the stars for a short & simple lesson plan

**Bible Verse
Song**

*lyrics and sheet music,
Appendix A*

You might also enjoy:

Your Steadfast Love Is
Better than Life
Psalm 63:3-4, ESV
*DDD ESV Songs 12,
track 23*

We've said our Bible verse, now let's sing it!

Hear, O Hear: Deuteronomy 6:4-5

DDD ESV Songs 12, track 22

Hear, O hear, O Israel,
Hear, O hear, O Israel,
The LORD your God, the LORD is one.
You shall love the LORD your God
with all your heart,
You shall love the LORD your God
with all your soul,
You shall love the LORD your God
with all your might.
Deuteronomy Six, four through five.

2. OPENING CIRCLE TIME, continued



= follow the stars for a short & simple lesson plan

<p>Getting into the Case</p>	<p>"Now it's time to do a bit more deep down investigating. Let's see what Detective Dan wants us to help him figure out. Would someone like to get it out for me?"</p>
<p>Listening Assignments</p> <p>Place in  take out  of BQB</p>	<p>NOTE: Listening assignments are most suitable for ages 3+. Skip straight to the Bible story (see bottom of this page), if working with 2 year olds.</p> <p>"Let's open up our listening assignment and see what we are supposed to figure out today.</p> <p>Choose a child to take out the Listening Assignment (from the DDD Bible Folder) and hand it to you. Read Detective Dan's letter to the children that includes the listening assignment. The listening assignments are summarized below:</p>
<p>VISUAL AID</p> <p></p> <p>DDD Unit 12 Visual Aids, ESV</p>	<p>Detective Dan's Lesson #1 Listening Assignment:</p> <p>I need to know:</p> <ol style="list-style-type: none"> 1. Who was the man who left his money? Why did he leave it behind? 2. Who did he decide to love even more than his money?
<p>VISUAL AID</p> <p></p> <p>DDD Unit 12 Visual Aids, ESV</p>	<p>Detective Dan's Lesson #2 Listening Assignment:</p> <p>Our Bible Verse is Deuteronomy 6:4-5, ESV:</p> <p>"Hear, O Israel: The LORD our God, the LORD is one. You shall love the LORD your God with all your heart and with all your soul and with all your might."</p> <p>I need to know:</p> <ol style="list-style-type: none"> 1. Who loved money and the nice things in this world more than God? 2. Why did he leave his money and nice things behind?
<p>VISUAL AID</p> <p></p> <p>*Listening Assignment #3 includes the Assignment Sheet, plus 6 clue pictures*</p> <p>DDD Unit 12 Visual Aids, ESV</p>	<p>Detective Dan's Lesson #3 Listening Assignment:</p> <p>I found six clues, but two of them are NOT in the story. They are: a bag of money, a camel, a pineapple, a town person, a little tax house, and a truck.</p> <p>Hold each of them up for the children to see as you identify them.</p> <p>I need to know:</p> <ol style="list-style-type: none"> 1. Which four belong in the story and which two don't? 2. Who turned away from their sins and trust in Jesus in the story? What did he do that showed he was a changed man and wanted to instead, love God most of all?
<p>Tell the Bible Story</p> <p>Place story & pics in  take out  of BQB</p> <p>DDD Unit 12 Visual Aids, ESV</p> <p>Story text included in this book right after this lesson plan and in Visual Aids book</p>	<p>★ Then say, "Ok, Deep Down Detectives! Put on your best listening ears and see if you can hear the answers to Detective Dan's questions. When I finish telling the story, we will see if we can answer all the questions."</p> <p>★ Bible Story: The Case of the Man Who Left His Money</p> <p>Matthew 9; Mark 2; Luke 5</p> <p>Read the Bible Truth story, putting up the storyboard pictures as you tell it. Then, have the children answer the listening assignment. Present the gospel and lead in prayer.</p> <p>*Answers to questions; the gospel; and, ACTS prayer are included with the story text.*</p>

2. OPENING CIRCLE TIME, continued

★ = follow the stars for a short & simple lesson plan

<p>Story Response Song(s)</p> <p>Hymn</p> <p><i>lyrics and sheet music, Appendix A</i></p>	<p><i>As attention span and time allow, you might want to end with one of the following songs which also tie in with the unit. If desired, use the Music and Movement activity ideas while singing (listed with the Response Activities).</i></p> <p>Trust and Obey <i>DDD ESV Songs 12, track 15</i></p> <p>Verse 1</p> <p>When we walk with the Lord, In the light of His Word, What a glory He sheds on our way! While we do His good will; He abides with us still, And with all who will trust and obey.</p> <p>Refrain</p> <p>Trust and obey, For there's no other way, To be happy in Jesus, But to trust and obey.</p> <p>Tie-in: "How should God's people live each day? They should live like Jesus! God's people live like Jesus when they trust and obey God. Jesus always trusted and obeyed His Father in heaven, even when it was very, very hard. God's people go through hard things, too. They might want to be afraid or sad. They might want to be unhappy, but they don't need to be. They can trust God and keep on obeying Him. God will never stop caring for them! God has promised to care for His people every day of their lives. We can become God's people when we turn from our sins and trust in Jesus as our Savior."</p>
--	---

<p>Praise Song</p> <p><i>lyrics and sheet music, Appendix A</i></p>	<p>Praise Song: I Have Decided to Follow Jesus <i>DDD ESV Songs 12, track 16</i></p> <p>I have decided to follow Jesus, I have decided to follow Jesus, I have decided to follow Jesus, No turning back, no turning back..</p> <p>Tie-in: "How should God's people live each day? They should live like Jesus! The Lord wants us to decide--that is, to say "Yes, I will!"-- to live like Jesus each day. He wants us to love and obey Him. That's what it means to follow Jesus. Let's sing a song about following Jesus."</p>
--	--

3. TAKING ACTION: Response Activities *(choose from among these activities)*

<p>Transition to Activities</p>	<p>★ Well, Deep Down Detectives, you've done a great job diggin' deep down for answers in the truths of God's Word. Now it's time to enjoy some activities."</p> <p><i>Tell children what activity/s you are providing for them: either free play or some of the response activities listed below. When you are ready to dismiss them, use this song to help the children transition in an orderly fashion to their next activity.</i></p>
--	--

<p>Classroom Song, verse 2</p> <p><i>lyrics and sheet music, Appendix A</i></p>	<p>"Children, let's sing our Time to Play Song. When we are finished you may get up and walk over to our next activity."</p> <p>Classroom Song, verse 2 <i>DDD ESV Songs 12, track 2</i></p> <p>We've gathered together to worship God, We've gathered together to worship God, And now it's time to play.</p> <p><i>Dismiss the children to whatever activities you have prepared for them to do.</i></p>
--	--

3. TAKING ACTION: Response Activities *(choose from among these activities)* ★ = short & simple lesson plan

<p>Response Activities</p>	<p>Choose one or more activities appropriate for your children, based on classroom time and developmental needs. Add the Discussion Sheet to any activity for deeper learning. ★</p>
<p>Bible Verse Memory Game</p> <p><i>game directions, Appendix B</i></p>	<p>Though listed with the opening activities, you may choose to use this Bible verse game here instead (or as a repeat).</p> <ul style="list-style-type: none"> • Lesson 1 Game: Bean Bag Catch • Lesson 2 Game: Animal Cube • Lesson 3 Game: Fill 'er Up <p>Use the Discussion Sheet with this activity for even deeper learning ★</p> <p>Discussion Questions</p>
<p>Music, Movement & Memory Activity</p> <p><i>game directions, Appendix B</i></p>	<p>A music activity that uses the songs from the Bible Truth and Big Question unit.</p> <ul style="list-style-type: none"> • DDD Songs for this Bible Truth, plus: • Lesson 1 Activity: Freeze Frame • Lesson 2 Activity: Egg Shakers • Lesson 3 Activity: Jingle Bell Hands <p>Use the Discussion Sheet with this activity for even deeper learning ★</p> <p>Discussion Questions</p>
<p>Bible Story Review Game</p> <p><i>game directions, Appendix B</i></p>	<p>A game that uses the storyboard pictures from the story to review the story.</p> <ul style="list-style-type: none"> • Lesson 1 Game: Clothespin Line Up and Drop • Lesson 2 Game: Deep Down Detectives Clue Hunt • Lesson 3 Game: Run to the Grocery Store • <p>Use the Discussion Sheet with this activity for even deeper learning ★</p> <p>Discussion Questions</p>
<p>Coloring Pages/ Take Home Sheets</p> <p><i>in Appendix C</i></p> <p>★</p>	<p>A coloring page related to the lesson assignment question is provided for each lesson. On the back of each are the key concepts, a few questions and a song for parents to use with their children.</p> <p>NOTE: Upgrade your coloring sheet to a more interesting craft by offering simple embellishments, such as jiggly eyes, craft sand, glitter, glitter glue, colored paper dots (made with a hole punch), fabric scraps, etc. Make cut-to-size glued-on clothes, hair, etc for characters by using a copy of the coloring sheet, cutting out the selected portions and making them the patterns for whatever you want to cut out of fabric.</p> <ul style="list-style-type: none"> • Lesson 1 Coloring Sheet Emphasis: Bible Truth • Lesson 2 Coloring Sheet Emphasis: Bible Verse • Lesson 3 Coloring Sheet Emphasis: ACTS Prayer <p>Use the Discussion Sheet with this activity for even deeper learning ★</p> <p>Discussion Questions</p>
<p>Extra Crafts: Big Question Craft</p> <p><i>in Appendix C</i></p> <p>Bible Verse Craft</p> <p><i>in Appendix C</i></p> <p>Bible Story Puzzle</p> <p><i>in Appendix C</i></p>	<p>These crafts are slightly more complex than the coloring/take home sheets:</p> <p>The Bible Concept Go-and-Tell Craft is a craft that summarizes the Bible concept and includes the Bible verse is included for those desiring more than a coloring sheet. This more complex craft will involve gluing, sticking, etc. Can be used at any time.</p> <p>The Bible Story Coloring Sheet provides a tie in between the Bible story and the Bible truth they are learning.</p> <p>The Storyboard Picture Placement Page has been made into a puzzle that can be cut out and re-assembled by the children. This provides a nice summary of the story.</p> <p>Use the Discussion Sheet with these activities for even deeper learning ★</p> <p>Discussion Questions</p>
<p>Free Play Activities ★</p> <p><i>ideas in Appendix D</i></p>	<p>Offer your own or some of the easy-to-make, free play activities suggested in Appendix D.</p>

4. CLOSING CIRCLE TIME *(End-of-session activities for the last 5-10 minutes of class time)*

 = short & simple lesson plan

<p>Transition to Closing Circle</p> <p>Classroom Song, verse 3</p> <p><i>lyrics and sheet music, Appendix A</i></p>	<p><i>Use this song to help the children transition in an orderly fashion. Start singing this song and ask the children to gather with you for Closing Circle Time.</i></p> <p>Classroom Song, verse 3 <i>DDD ESV Songs 12, track 3</i></p> <p>It's time to get ready to go and tell, It's time to get ready to go and tell, Come gather here with me.</p>
<p>Closing Circle Time</p> <p>Classroom Song, verse 4</p> <p><i>lyrics and sheet music, Appendix A</i></p>	<p><i>When children are settled in the circle, say:</i></p> <p>"It's almost time for your parents to come pick you up. And do you know what that means? It means.... (draw this out to build anticipation and excitement)...that it's almost time to go home and....it's almost time to...Go and Tell! We have learned some big news about God today. God wants us to take and tell it to the whole world!"</p> <p>Classroom Song, verse 4 <i>DDD ESV Songs 12, track 4</i></p> <p>So what's our big news to go and tell, So what's our big news to go and tell, Can you tell me now?</p>
<p>Big News to Tell</p> <p>Big Question 12</p> <p><i>VISUAL AID</i></p> <div style="border: 1px solid black; background-color: #90EE90; padding: 5px; width: 30px; margin: 5px auto;">#1</div> <p><i>*found in DDD Unit 12 Visual Aids, ESV Book lyrics and sheet music, Appendix A</i></p> <p>Big Question 12, Bible Truth 2</p> <p><i>VISUAL AID</i></p> <div style="border: 1px solid black; background-color: #90EE90; padding: 5px; width: 30px; margin: 5px auto;">#3</div>	<p>"Let's see....there's so much big news to tell! There's so much we've learned!</p> <p>First of all, can you tell me the answer to our Big Question: "How Should God's People Live?" <i>Hold up the Bible Truth Clue Picture.</i></p> <p>Say the answer with me: "They Should Live Like Jesus!"</p> <p><i>(If desired, you can sing one/both of the Big Question songs.)</i> <i>DDD ESV Songs 12, tracks 12,13</i></p> <p>And what's one way He does this? What did we learn? <i>Point to the picture.</i></p> <p>By Loving God Most of All!</p> <p>"And how do I know this is true? Can you tell me? Say it with me: "The Bible tells me so!" That's right!</p>
<p>Big Question 12, Bible Truth 2 Bible Verse</p> <p><i>VISUAL AID</i></p> <div style="border: 1px solid black; background-color: #90EE90; padding: 5px; width: 30px; margin: 5px auto;">#4</div> <p><i>*found in the DDD Unit 12 Visual Aids, ESV Book lyrics and sheet music, Appendix A</i></p>	<p>We learned: Deuteronomy 6:4-5, ESV:</p> <p>"Hear, O Israel: The LORD our God, the LORD is one. You shall love the LORD your God with all your heart and with all your soul and with all your might."</p> <p>Learn a Little: "Love the LORD your God with all your heart, all your soul, and all your might."</p> <p>These verses tell us that the LORD is one--He's the one, true God. Moses first spoke these words to the people of Israel, but they are true for us all. God wants everyone to love Him most of all. He wants us to love Him with all our heart, soul, and strength. That's every bit of us! The best, first step to loving God most of all is to turn away from our sins and trust in Jesus as our Savior. This is how we become God's people.</p> <p><i>(If desired, you can sing the Bible verse song.)</i> <i>DDD ESV Songs 12, track 22</i></p>

4. CLOSING CIRCLE TIME, continued



= follow the stars for a short & simple lesson plan

<p>Closing ACTS Prayer Time</p> <p>ACTS Prayer Chant</p> <p><i>lyrics and sheet music, Appendix A</i></p>	<p><i>Let's ask God to help us to remember this and even tell others this good news. Let's get ready and pray our ACTS prayer.</i></p> <p><i>And what does ACTS mean? Let's sing/say our ACTS Prayer Chant!</i></p> <p>ACTS Prayer Chant Song <i>DDDESV Songs 12, tracks 10,11</i></p> <p>A, Adoration, God, we praise You! C, Confession, Forgive us our sins. T, Thanksgiving, Thank You for Jesus, S, Supplication, Help us to live like Him.</p> <p style="text-align: right;">That's the ACTS prayer, my friend, Bow your head, Close your eyes, Shhh, Let's begin.</p>
---	---

<p>Closing ACTS Prayer</p>	<p>"Let's pray!"</p> <p><i>Lead the children in the ACTS prayer for this Bible Truth.</i></p> <p>A God, we praise You for giving us Jesus so we can know how we should love You.</p> <p>C God, please forgive us for not loving You most of all. Too often we choose to love other people, things, and even ourselves, more than we love You. We need a Savior!</p> <p>T Thank You, God, for promising to help us live like Jesus. You can help us to love You the way You want us to.</p> <p>S God, please work in our hearts. Help us turn away from our sins and trust in Jesus as our Savior. Make us Your people. Help us to love You and live like You want us to live. Help us to love You most of all.</p> <p>In Jesus' name we pray, Amen.</p>
-----------------------------------	---

5. TAKING IT HOME *(Take Home Sheet)*

<p>Clean up and Dismissal </p>	<p>"Now it's time to work together and clean up." <i>Have the children join you in cleaning up the room.</i></p>
<p>Coloring Pages/ Take Home Sheets </p> <p><i>in Appendix C</i></p>	<p><i>Give out the craft/take home sheet and any other papers from the session, as you dismiss children from class.</i></p> <p><i>(Reminder: The back side of the coloring page is the take home sheet for each lesson.)</i></p>
<p>Bible Story to Take-Home</p> <p><i>in Appendix C</i></p>	<p>You may also want to include a copy of the story along with the take home sheet. (However, each coloring sheet/take home sheet includes a note to parents telling where they can download the story from the Parent Resources section on the website.</p>

The Case of the Man Who Left His Money*Matthew 9; Mark 2; Luke 5***Story-telling Tips**

Ahead of time:

1. Read the Bible verses and story. Pray!
2. Choose story action cues and prepare storyboard figures/story scenes, if using. (In Visual Aids book)
3. Practice telling story with the storyboard pictures, timing your presentation. Shorten, if necessary.

During your presentation:

1. Maintain as much eye contact as possible as you tell the story.
2. Put up storyboard figures/add story action cues/hold up storybook scenes as you tell the story. Allow the children to help you put them on the board, if desired.
3. Include the children in your story with a few questions about what they think will happen or words/concepts that might be new to them.
4. Watch the kids for signs that their attention span has been reached. Shorten, if necessary.

INTRODUCTION/ LISTENING ASSIGNMENTS

"Our story is called: The Case of the Fight with Fire. Here is your listening assignment." Read from Detective Dan's Listening Assignment signs, but questions are summarized below:

Detective Dan's Lesson #1 Listening Assignment:

I need to know:

1. **Who was the man who left his money? Why did he leave it behind?**
2. **Who did he decide to love even more than his money?**

Detective Dan's Lesson #2 Listening Assignment:**Our Bible Verse is Deuteronomy 6:4-5, ESV:**

"Hear, O Israel: The LORD our God, the LORD is one. You shall love the LORD your God with all your heart and with all your soul and with all your might."

I need to know:

1. **Who loved money and the nice things in this world more than God?**
2. **Why did he leave his money and nice things behind?**

Detective Dan's Lesson #3 Listening Assignment:I found six clues, but two of them are **NOT** in the story.

They are: a bag of money, a camel, a pineapple, a town person, a little tax house, and a truck.

Hold each of them up for the children to see as you identify them.

I need to know:

1. **Which four belong in the story and which two don't?**
2. **Who turned away from their sins and trust in Jesus in the story? What did he do that showed he was a changed man and wanted to instead, love God most of all?**

Read the assignment questions, THEN SAY,

"Ok, Deep Down Detectives! Put on your best listening ears and see if you can hear the answers to Detective Dan's questions. When I finish telling the story, we will see if we can answer all the questions."

Read the Bible Truth story, answer questions, present the gospel and lead in prayer.

Answers to questions; the gospel; and, ACTS prayer are included with the story text.

The Case of the Man Who Left His Money *Matthew 9; Mark 2; Luke 5**Story with lines separating paragraphs (text in bold, optional interaction cues in italics)*

Jesus had good news to tell everyone. "The time has come. The kingdom of God is near. Repent and believe the good news!" Jesus told them.

The kingdom of God is NEAR? What does THAT mean? What IS this kingdom of God? How can we be part of it?" many wondered. They gathered around Jesus to hear what He would say.

"The kingdom of God is so wonderful. It's worth giving up everything to be a part of it. It's knowing and enjoying God as His people. It's loving God most of all and living for Him," Jesus taught the people.

"But WHERE is this kingdom of God, and WHEN is it coming?" the people wanted to know. The other teachers taught that God's great Messiah-King would come soon and get rid of God's enemies. He would rule in the land of Israel. Now, they wanted to hear what Jesus had to say.

Jesus amazed the people with His different teaching. Jesus taught them that the kingdom of God is ALREADY in HEAVEN with God. It's a place where everyone loves God most and lives for Him always. It's where God's people go to live with God when they die.

And, the Kingdom of God is COMING to EARTH, Jesus promised. One day, He, God's great Messiah-king, will come back to end sin and death. He will be king forever over God's people in the new earth God promised to make.

But most amazing of all, Jesus told them, "God's kingdom can be in your HEART—TODAY! Repent! Turn away from your sins. Believe! Trust in Me as your Savior," He said.

Where did Jesus say God's kingdom can be inside of us? Can you tell me?

"This is the gospel, the good news I've come to tell you! Come! The kingdom of God is NEAR! It's NOW!" Jesus exclaimed.

Wow! Jesus' good news was the BEST news the people had ever heard! They didn't have to wait for heaven or even until Jesus came back. They could be part of God's kingdom that very day!

But as BIG and as GOOD as this news was, it wasn't EASY news to live out. Why? Because our hearts are sinful. We find other THINGS to LOVE more than God. We choose other WAYS to LIVE instead of God's good way. There are so many things that we must STOP loving and STOP doing if we are to love God most of all. That can be so very, very hard! Oh, how the sin in our hearts gives us trouble!

Do you ever want something that God has said "no" to in His good laws? I do!

Story with lines separating paragraphs (text in bold, optional interaction cues in italics)

A man named Matthew knew this. Matthew did NOT love God most of all. He loved money and the nice things he could buy, instead.

And, while Matthew had grown up learning about God and His good laws, he had chosen NOT to obey them. Matter of fact, Matthew had chosen to do the very opposite: He had chosen to break God's good laws to get more money and more nice things for himself.

For like Zacchaeus (who we learned about a few stories earlier), Matthew was a tax collector who gathered money for Caesar, the big, Roman king who had taken over the land of Israel. And like Zacchaeus, Matthew did many bad things to make people give him lots of money, so he could be rich, rich, rich!

Day after day, Matthew sat in his tax house on the road near the Sea of Galilee and the town of Capernaum. "Stop! Pay your taxes," Matthew would say to the people loaded down with things to sell.

He looked over their loads and told them how much to pay. The more stuff, the more taxes they owed. Matthew always made them pay enough to make big, King Caesar happy, plus a lot more to keep for himself.

Matthew squeezed lots of tax money from the people of Capernaum, too. He did whatever it took to get enough for Caesar, plus a lot more for himself. The people hated Matthew. They wanted nothing to do with him. They wouldn't even let him in the worship place to worship God. Perhaps Matthew had a big house, lots of nice things, and loads of money, but he had lost many friends. He had broken his friendship with them by the mean, greedy things he had done.

But Matthew's bad life had broken his friendship with SOMEONE ELSE, too. Someone far more important than the people in Matthew's town. Can you guess who?

Can you guess?

It was God! Matthew had chosen to love money and nice things most of all. He had chosen to break God's good laws, and he refused to repent. Oh, how very broken was Matthew's friendship with God! Oh, how very sinful was his heart! Surely, there was no hope for him to ever be right with God again. Wherever God's kingdom was. Whenever it could come. Matthew certainly would not be a part of it.

Was there really no hope for Matthew? What do you think?

But there WAS hope for Matthew... and that hope came through Jesus!

Jesus came to Matthew's town and began to teach. "The time has come. The kingdom of God is near. Repent and believe the good news!" Jesus told Matthew and many others.

As Matthew listened to Jesus, the Holy Spirit began to work in his heart and change it. No longer did Matthew want to love money and nice things most of all. Matthew wanted to love God most of all. He wanted to be one of God's people and have the kingdom of God be in his heart. Could God really make such a big change inside a man like Matthew?

Story with lines separating paragraphs (text in bold, optional interaction cues in italics)

Yes, He could. Jesus knew what was happening inside Matthew's heart. He went to Matthew at his tax house, and said to him, "Matthew, follow Me! Come be one of my disciples, one of my close friends who lives with Me and learns from Me each day."

"Yes, Jesus, I will," Matthew told Jesus. Matthew left his tax house and followed Jesus, right then and there. He trusted in Jesus as his Savior. Matthew had become one of God's people. The kingdom of God had begun its rule in his heart, that very day! Matthew was turning away from loving money and lots of nice things most of all. Now, he would seek to love God most of all and live to obey Him.

What happened to Matthew after that? Did he ever go back to loving money most of all?

What do you think?

No, he did NOT! For the rest of his life, Matthew followed Jesus and sought to love God most of all. And did you know that Matthew even wrote down one of the books in the Bible? Can you guess what that book is called?

Can you guess?

It's called the Gospel of Matthew!

What a perfect name for Matthew's story about Jesus. "Gospel" is a Bible word that means "good news." And that's exactly what Matthew's story was. For though it wasn't always easy for Matthew to follow Jesus and live God's way, it was always good. Jesus said that being one of God's people in God's kingdom was worth giving up everything. Matthew knew this was right. There really was no one more wonderful to know, love, and obey than God!

Cracking the Case: (story wrap-up for Listening Assignments)

It's time to see how we did with our Listening Assignment.

Detective Dan's Lesson #1 Listening Assignment:

I need to know:

- 1. Who was the man who left his money? Why did he leave it behind?** Matthew did. The Holy Spirit worked in his heart as he listened to Jesus teach. He helped Matthew turn away from his old life of loving money and nice things, and love God and live for Him, instead.
- 2. Who did he decide to love even more than his money?** God!

For You and Me:

Matthew had a lot of money and he loved nice things, but he learned that God was better than even the world's best things. There are many nice things we may enjoy in this world, too. But we will never find anything that is better than loving God and being one of God's people. We can become one of God's people when we turn away from our sins and trust in Jesus as our Savior. Ask God to help you. He loves to answer this prayer.

Detective Dan's Lesson #2 Listening Assignment:**Our Bible Verse is Deuteronomy 6:4-5, ESV:**

"Hear, O Israel: The LORD our God, the LORD is one. You shall love the LORD your God with all your heart and with all your soul and with all your might."

I need to know:

- 1. Who loved money and the nice things in this world more than God?** Matthew did.
- 2. Why did he leave his money and nice things behind? Who did he find was even better to love?** The Holy Spirit worked in his heart as he listened to Jesus teach. He helped Matthew turn away from his old life of loving money and nice things, and love God and live for Him, instead.

For You and Me:

Matthew had a lot of money and he loved nice things, but he learned that God was better than even the world's best things. There are many nice things we may enjoy in this world, too. But we will never find anything that is better than loving God and being one of God's people. We can become one of God's people when we turn away from our sins and trust in Jesus as our Savior. Ask God to help you. He loves to answer this prayer.

Detective Dan's Lesson #3 Listening Assignment:

I found six clues, but two of them are **NOT** in the story. They are: a bag of money, a camel, a pineapple, a town person, a little tax house, and a truck.
Hold each of them up for the children to see as you identify them.

I need to know:

- 1. Which four belong in the story and which two don't?** The bag of money, the camel, the town's person and the little tax house belong. The pineapple and the truck do not.
- 2. Who turned away from their sins and trust in Jesus in the story? What did he do that showed he was a changed man and wanted to instead, love God most of all?** Matthew. He left his tax house and all the money and nice things he had loved most of all. He started to live for God, instead.

For You and Me:

God delights to help you and me to love Him, too. If we ask Him, He will work in our hearts and help us to love Him most of all. He will help us to turn away from disobeying Him and trust Jesus as our Savior, And as His people, God will gladly go on helping us to love Him most of all, ALL the rest of our lives!

The Gospel (story wrap-up if NOT using Listening Assignments)**Our Bible Truth is:**

**How Should God's People Live?
They Should Live Like Jesus...
By Loving God Most of All!**

How should God's people live each day? They should live like Jesus... by loving God most of all! God's people ask God for His help, knowing that He will help them. After all, He has already helped them in the biggest way: by sending Jesus to save them! Even while they still were choosing to disobey Him, God chose to help His people by sending Jesus to save them. How much more, now that they have said "no" to disobeying God and trusted Jesus as their Savior, do God's people know that He will help them to love Him most of all.

God delights to help you and me to love Him, too. If we ask Him, He will help us love Him most of all by turning away from disobeying Him and trust Jesus as our Savior, He will gladly save us! And as His people, He will gladly keep helping us to love Him most of all, ALL the rest of our lives!

Close in prayer.

Closing ACTS Prayer

- A** God, we praise You for giving us Jesus so we can know how we should love You.
- C** God, please forgive us for not loving You most of all. Too often we choose to love other people, things, and even ourselves, more than we love You. We need a Savior!
- T** Thank You, God, for promising to help us live like Jesus. You can help us to love You the way You want us to.
- S** God, please work in our hearts. Help us turn away from our sins and trust in Jesus as our Savior. Make us Your people. Help us to love You and live like You want us to live. Help us to love You most of all.

In Jesus' name we pray, Amen.

Go to Lesson Plan, p.9 for the script to the rest of the lesson.

Deep Down Discussion Sheet

use with all THREE lessons

Use with all response activities for deeper learning



P.1

Questions to aid discussion of the key concepts and for use in games

Be familiar with these questions and answers. Look for opportunities to ask questions and discuss their answers, such as while the children work on their coloring pages, as part of their response games, or during play time. Remember: your goal isn't to ask all these questions or only talk to the children about these things. It is to be deliberate in having good conversations with them, however much or little you have.

<p>BIG QUESTION</p> <p>Meaning</p> <p>Discussion Questions</p>	<p>How Should God's People Live? They Should Live Like Jesus!</p> <p>We become God's people when we turn away from our sins and trust in Jesus as our Savior. When we do, God forgives our sins, and we begin a whole new way of life. God's people no longer live life just to please themselves. They want to honor God with their whole lives, like Jesus did. They seek to love God most of all and love all people, too.</p> <p><i>choose a few</i></p> <ol style="list-style-type: none"> 1. How should God's people live each day? <i>They should live like Jesus!</i> 2. Who did Jesus always love? <i>God.</i> 3. Who did Jesus always please in everything He felt, thought, said, and did? <i>God.</i> 4. Are God's people perfect like Jesus? <i>No, they are not.</i> 5. Who do God's people try to live like? <i>Jesus.</i> 6. How do God's people try to live like Jesus? <i>They try to love God and please Him in everything they feel, think, say, and do.</i> 7. How can we become God's people? <i>By turning away from our sins and trusting in Jesus as our Savior.</i>
<p>BIBLE TRUTH</p> <p>Meaning</p> <p>Discussion Questions</p>	<p>They Should Live Like Jesus..By Loving God Most of All!</p> <p>Jesus loved God most of all. Jesus' love was more than a nice feeling inside His heart. Jesus lived out His love for God. He lived it out by loving God with the thoughts in His mind. He lived out His love with every word He spoke. He lived it out by always obeying God's laws in all that He did.</p> <p>God wants His people to love Him like Jesus did, too. He wants them to love Him more than anyone or anything else. He wants them to love Him in their thoughts and their words. He wants them to love Him by obeying His good laws in all that they do, too.</p> <p>God's people know that they can never love God perfectly like Jesus did. They are sinners. He is the perfect Son of God. But, they know that God promises to help them love Him most of all, by His Holy Spirit living in their hearts. We can become God's people, too, when we turn away from our sins and trust in Jesus as our Savior. This is how we become God's people. Then, the Holy Spirit will live inside of us and help us to love others with God's love, too.</p> <p><i>choose a few</i></p> <ol style="list-style-type: none"> 1. Who did Jesus love with all His heart? <i>God.</i> 2. Who did Jesus love more than God? <i>No one!</i> 3. How did Jesus show His love for God? <i>He felt it in His heart; He obeyed God's laws; He pleased God with everything He did, thought and said.</i> 4. Who will help God's people love Him like Jesus does? <i>God will.</i> 5. How does God want His people to love Him? <i>To love Him most of all and to obey Him.</i> 6. Who does God promise to send to help God's people to love God? <i>The Holy Spirit, to work in their hearts.</i> 7. How can we become God's people? <i>By turning away from our sins and trusting in Jesus as our Savior.</i>

Deep Down Discussion Sheet

use with all THREE lessons

P.2

Questions to aid discussion of the key concepts and for use in games

<p>THE GOSPEL</p>	<p>What is God’s good news for you and me? <i>The gospel! God created us to love Him and to love others, but we have all chosen to love ourselves more than God or others. We deserve God’s punishment. But in His mercy, God sent Jesus to be our Savior. Jesus lived a perfect life and He offered it up as He died on the cross as the full payment for the sins of God’s people. On the third day, He rose from the dead. He had beaten sin and death for God’s people! Now, all who turn away from their sins and trust in Jesus as their Savior are forgiven and become God’s people. We can become God’s people, too, if we turn away from our sins and trust in Jesus as our Savior. Ask Him to help you. He loves to answer this prayer!</i></p>
<p>BIBLE TRUTH BIBLE VERSE</p> <p>Meaning</p> <p>Discussion Questions</p>	<p>“Hear, O Israel: The LORD our God, the LORD is one. You shall love the LORD your God with all your heart and with all your soul and with all your might.”-- Deuteronomy 6:4-5, ESV</p> <p>Learn a Little: “Love the LORD your God with all your heart, all your soul, and all your might.”</p> <p>These verses tell us that the LORD is one--He’s the one, true God. Moses first spoke these words to the people of Israel, but they are true for us all. God wants everyone to love Him most of all. He wants us to love Him with all our heart, soul, and strength. That’s every bit of us! The best, first step to loving God most of all is to turn away from our sins and trust in Jesus as our Savior. This is how we become God’s people.</p> <p>1. Who is the one, true God? <i>The LORD.</i></p> <p>2. How does the LORD want us to love Him? <i>With all of our heart, soul, and strength. All of ourselves!</i></p> <p>3. What is the best first step we can take in loving the LORD like this? <i>We can turn away from our sins and trust in Jesus as our Savior. His Holy Spirit can work in our hearts and help us do this. And He can help us love the LORD more and more! Ask Him to help you!</i></p>
<p>BIBLE STORY</p> <p>Discussion Questions</p>	<p>The Case of the Man Who Left His Money <i>choose a few</i></p> <p>1. What is the kingdom of God? <i>It is where God is obeyed and loved.</i></p> <p>2. Where is the kingdom of God? <i>It is in heaven, where God is perfectly obeyed and loved now. It will be on earth, when Jesus comes back and puts an end to sin and death forever. And, it is in the hearts of God’s people right now, as they turn away from disobeying God and trust in Jesus as their Savior.</i></p> <p>3. Did Matthew grow up knowing about God and His Word? <i>Yes, he did.</i></p> <p>4. Did Matthew love God and obey His Word when he grew up? <i>No, he did not.</i></p> <p>5. What did Matthew do that was so bad? <i>He did bad things to other people in order to get more money for himself.</i></p> <p>6. What did Matthew love most of all? <i>He loved money and nice things.</i></p> <p>7. What did Matthew love most of all after he became a follower of Jesus? <i>He loved God most of all.</i></p> <p>8. What made the change in Matthew? <i>The Holy Spirit worked inside his heart when he heard Jesus telling about God. He turned away from his sins and trusted in Jesus as His Savior. God forgave him and cleaned his heart of his old sins.</i></p> <p>9. How can we become people who love God most of all? <i>We can ask God to work in our hearts. We can ask Him to help us to turn away from disobeying God and trust in Jesus as our own Savior.</i></p>

DEEP DOWN DETECTIVES

**Curriculum Resources
for Unit 12, Bible Truth 3:**



How Should God's People Live?

They Should Live Like Jesus...

**By Loving Other People
As God Has Loved Them!**

Session Prep (especially good for newbies!)

Pray!



Pray for the Holy Spirit to be at work in your and the children's hearts.

Review



If new to the curriculum, look at the **Getting Started with Deep Down Detectives section of the Core Curriculum book.** (p.5) It will be especially helpful to read through the Deep Down Detectives section of **The Praise Factory Tour: Extended Version Book.** This is a visual way to understand what goes on in the classroom. (A pdf of the book is found in the samples section on the website.)

Look through and Learn the Lesson



Read over **lesson plan.** Practice any **songs or action rhymes** you are using. Choose/make up motions to go with these. Choose less with younger children and more with older preschoolers. **Practice the lesson with the visual aids** and using the Big Question Box/Briefcase.

Read and Rehearse the Bible Story with Pictures



Read the Bible story from the Bible. Read the curriculum version. Practice telling it with the storyboard pictures. (If you have not previously laminated the story pictures, do that now.) Or, rehearse it from the Simple Story Scenes, if you are using those.

Let There Be Music



Download the music and listen to the songs. Choose which of the songs you will use with the children. If using live musicians, make sure they have the sheet music (Appendix A, Core Curriculum book).

Put the Props in Place



1. Prepare your Visual Aids. Put the Big Question, Unit Bible Truths, Bible Truth, Bible Verse, and Listening Assignment signs, as well as the Bible Story script in one side of the Bible folder.
2. Get out your storyboard. If using Simple Story Scenes, put these in your Bible Folder. Or, if using the individual storyboard figures, put all background pictures in place (they have a BG by the number). Put the rest of the storyboard pictures (these have a SB by the number) in order of use in the other side of the Bible folder.
3. Put the DDD Bible Folder as well as the Big Question sign in the Big Question Box/Briefcase and shut it. If your box/briefcase has locks and you want to use the unlocking the box as part of your session, lock it now....but make sure you have the key or know the code first.
4. Prepare the music CD or sheet music or mp3 device for use in your session.

Set Out Free Play Activities



Choose and set up free time activities you will use with the children. Choose a variety of different activities that will be enjoyed by different types of children. Rotate the activities you provide to keep them interesting and fresh to your children. (Suggestions in Appendix D, Core Curriculum books.)

Prepare Any Activities



Choose which (if any) of the Bible Truth games and crafts activities you want to use in the session. Bear in mind your time frame as well as the developmental abilities and attention span of your children as you decide which/how many to prepare. **Look over the Discussion Sheet** and choose a few questions you might use to spark discussion with the children as they do their activities (especially good for ages 3's+). Pray for God to give you opportunities to talk about these things with the children.

Let Them Take It with Them



Make copies of the craft/take home sheets, if you are not already using them as one of your activities. You may also want to make copies of the story (see take-home version of each story included in Appendix C with the other take home resources) to have for parents to use with their children at home. There's a link on each craft/take home sheet to the story, if you don't make hard copies.

Store It



After your session is over, collect the resources and store them for future use. This curriculum can be used over and over for years to come.

Unit 12: God's People Live for Him

UNIT OVERVIEW

We become God's people when we turn away from our sins and trust in Jesus as our Savior. When we do, God forgives our sins, and we begin a whole new way of life. God's people no longer live life just to please themselves. They want to honor God with their whole lives, like Jesus did. They seek to love God most of all and love all people, too.

In this unit we will learn eight ways that God's people live for Him.

UNIT BIBLE VERSE: Ephesians 5:1-2

"Be imitators of God, as beloved children. And walk in love, as Christ loved us and gave himself up for us."

BIG QUESTION UNDER INVESTIGATION: How Should God's People Live?

ANSWER: They Should Live Like Jesus!

OPTIONAL Big Question 12 INTRODUCTION LESSON (Use Hide 'n' Seek Kids Unit 12 Material)

Story: The Case of the Runaway Who Came Back *Philemon*

Bible Verse: Ephesians 5:1-2

BIBLE TRUTH 1: By Asking God for His Help (3 Lessons Available)

Story: The Case of the Hardest Thing *Matthew 26-28; Mark 14-16; Luke 22-24; John 18-21*

Bible Verse: Hebrews 4:16

BIBLE TRUTH 2: By Loving God Most of All (3 Lessons Available)

Story: The Case of the Man Who Left His Money *Matthew 9; Mark 2; Luke 5*

Bible Verse: Deuteronomy 6:4-5

➔ BIBLE TRUTH 3: By Loving Other People as God Has Loved Them

(3 Lessons Available)

Story: The Case of the Man Who Kept on Loving *Acts 6-7*

Luke 3:15-18, 21-23; John 1:19-34

Bible Verse: 1 Corinthians 13:4-8

BIBLE TRUTH 4: By Trusting God and Being Happy with What He Wants (3 Lessons Available)

Story: The Case of the Faith that Faced Fire *Daniel 1-3*

Bible Verse: Proverbs 3:5-6

BIBLE TRUTH 5: By Learning God's Word and Obeying It (3 Lessons Available)

Story: The Case of the Lost Treasure *2 Kings 22; 23:1-20, 24; 2 Chronicles 34:8-33*

Bible Verse: Psalm 119:11,15-16

BIBLE TRUTH 6: By Saying "No" to Disobeying God (3 Lessons Available)

Story: The Case of the Escape that Waited *1 Samuel 17:19,23-24,27,31; 2 Samuel 5-6*

Bible Verse: 1 Corinthians 10:13

BIBLE TRUTH 7: By Telling the Good News of Jesus (3 Lessons Available)

Story: The Case of the Beautiful, Busy Feet *Acts*

Bible Verse: Romans 10:13-15

BIBLE TRUTH 8: By Making Much of God (3 Lessons Available)

Story: The Case of the Boastful Man

Acts 7-9,22; Romans; 1 & 2 Corinthians; Ephesians; Philippians

Bible Verse: Psalm 66:1-3,5,16

Deep Down Detectives ESV Songs 12 Track Numbers

This is a listing of all songs mentioned in the unit curriculum. You may or may not choose to use all of the songs. They are listed in easy-reference order--NOT in the order used in the curriculum. You may choose to simply burn a CD/load them onto an mp3 device in this order. Or, you may want to do what we do: choose the songs we want to use and create a play list of them in that order. Then, we burn a CD/upload the play list onto an mp3 device. A teacher only has to click forward to the next song, instead of hunting for the right track. The track number have been included as part of the title of each song, teachers will still have a reference to the track number listed in the curriculum (same as those listed below), even if you change the order on your customized play list.

SONGS USED EVERY UNIT OF THE CURRICULUM

- 1 The Classroom Song v.1
- 2 The Classroom Song v.2
- 3 The Classroom Song v.3
- 4 The Classroom Song v.4
- 5 Deep Down Detectives Theme Song
- 6 The Classroom Rules Song
- 7 Let's Pray Song
- 8 The Big Question Box Song
- 9 The Bible Chant Song
- 10 ACTS Prayer Song (Short Version)
- 11 ACTS Prayer Song (Full Version)

listen to or download songs for free at <https://praisefactory.org:Deep Down Detectives Music page>

Why the Extra Songs?

Deep Down Detectives is a curriculum used by a wide age-span of kids. Sometimes one of the other songs is a better fit for your kids. Or, you may simply want to teach them more songs on the same Bible Truth. Use as many or as few as you want.

UNIT 12: GOD'S PEOPLE LIVE FOR HIM

- 12 Big Q & A 12 Song
- 13 Big Question 12 Song: How Should God's People Live Each Day?
- 14 Big Question 12 Bible Verse Song: Walk in Love Ephesians 5:1-2, ESV
- 15 Extra Big Question 12 Bible Verse Song: Let Everyone Who Names the Name 2 Timothy 2:19,22, ESV
- 16 Big Question 12 Hymn: Trust and Obey, v.1
- 17 Big Question 12 Praise Song: I Have Decided to Follow Jesus

How Should God's People Live? They Should Live Like Jesus...

Bible Truth 1: By Asking God for His Help

- 18 Bible Verse: Let Us with Confidence Hebrews 4:16, ESV
- 19 Extra Bible Verse: Let Us Then Draw Near Hebrews 4:16, ESV (other version)
- 20 Extra Bible Verse: Help Us, O God of Our Salvation Psalm 79:9, ESV
- 21 Extra Bible Verse: We All With Unveiled Face 2 Corinthians 3:18, ESV

Bible Truth 2: By Loving Him Most of All

- 22 Bible Verse: Hear, O Hear Deuteronomy 6:4-5, ESV
- 23 Extra Bible Verse: Your Steadfast Love Is Better than Life Psalm 63:3-4, ESV

Bible Truth 3: By Loving Other People as God Has Loved Them

- 24 Bible Verse: Love 1 Corinthians 13:4-8, ESV
- 25 Extra Bible Verse: Love Is Patient 1 Corinthians 13:4-8, ESV

Bible Truth 4: By Trusting God and Being Happy With What He Wants

- 26 Bible Verse: Trust Proverbs 3:5-6, ESV
- 27 Extra Bible Verse: Trust in the LORD Proverbs 3:5-6, ESV (other version)
- 28 Extra Bible Verse: May the God of Hope Romans 15:13, NIV 1984
- 29 Extra Bible Verse: Let the Morning Bring Me Psalm 143:5,8, NIV 1984
- 30 Extra Bible Verse: For a Little While 1 Peter 1:6-7, NIV 1984
- 31 Extra Bible Verse: If God Is for Us Romans 8:31,32,35,37-39, ESV
- 32 Extra Bible Verse: Many Walk as Enemies Philippians 3:18,19,20, ESV
- 33 Extra Bible Verse: You Were Publicly Exposed Hebrews 10:32-36, ESV

Bible Truth 5: By Learning God's Word and Obeying It

- 34 Bible Verse: I Have Stored Up Your Word Psalm 119:11,15-16, ESV
- 35 Extra Bible Verse: If Anyone Loves Me John 14:23, ESV
- 36 Extra Bible Verse: Jesus Answered John 14:23-24, ESV (other version)
- 37 Extra Bible Verse: For We Are God's Workmanship Ephesians 2:10; 6:7-8, NIV 1984

Bible Truth 6: By Saying "No" to Disobeying God

- 38 Bible Verse: No Temptation 1 Corinthians 10:13, ESV
- 39 Extra Bible Verse: No Temptation Has Overtaken You 1 Corinthians 10:13, ESV (other version)
- 40 Extra Bible Verse: Count It All Joy James 1:2-4, ESV

Bible Truth 7: By Telling the Good News of Jesus

- 41 Bible Verse: How Beautiful Romans 10:13-15, ESV
- 42 Extra Bible Verse: Be My Witnesses Acts 1:8, ESV

Bible Truth 8: By Making Much of God

- 43 Bible Verse: Shout with Joy to God Psalm 66:1-3,5,9,16, ESV
- 44 Extra Bible Verse: As Each Has Received a Gift 1 Peter 4:10-11, ESV
- 45 Extra Bible Verse: Gift, Gift, Gift 1 Peter 4:10-11, ESV (other version)
- 46 Extra Bible Verse: I Will Bless the Lord at All Times Psalm 34:1,3,8,10, ESV

Big Question 12, Bible Truth 3 Overview: Key Concepts

p.1

Unit 12: God's People Live for Him

Unit Big Question (and Answer): How Should God's People Live? They Should Live Like Jesus!

Unit Bible Verse: "Be imitators of God, as beloved children. And walk in love, as Christ loved us and gave himself up for us." --Ephesians 5:1-2, ESV

Bible Truth 3 Concept: They Should Live Like Jesus... By Loving Other People as God Has Loved Them

Jesus always loved people with God's love. He loved them in everything He said and did. Jesus even loved His enemies and did good to them, though they were so mean to Him.

Most of all, Jesus loved people by being our Savior. On the cross, Jesus took God's punishment for the sins of God's people --all who turn away from their sins and trust in Him as their Savior. Why? So that they could know God in their hearts, now. And, so they could go live with God forever when they die. There is no one who has ever loved us more than Jesus!

Jesus wants God's people to love other people with God's love, too. He wants them to love others in everything they say and do. He wants them to tell others how they can be saved and become God's people, too. He even wants them to love their enemies and do them good.

God's people need help to live like this. God promises to help them love others, by His Holy Spirit living in their hearts. We can become God's people when we turn away from our sins and trust in Jesus as our Savior. Then, the Holy Spirit will live inside of us and help us to love others with God's love, too.

Bible Truth 3 Bible Verse: 1 Corinthians 13:4-8, ESV

"Love is patient and kind; love does not envy or boast; it is not arrogant or rude. It does not insist on its own way; it is not irritable or resentful; it does not rejoice at wrongdoing, but rejoices with the truth. Love bears all things, believes all things, hopes all things, endures all things. Love never ends."

Learn a Little: "Love is patient, love is kind."

Meaning:

These verses tell us how God wants His people to love others. This is how He has treated them through Jesus. He wants them to be like Him and love others this way, too. God's Holy Spirit helps His people love in these ways. He helps them love even when it is very hard. God's Holy Spirit can help us love this way, too, when we turn away from our sins and trust in Jesus as our Savior. This is how we become God's people.

Bible Truth 3 ACTS Prayer

- A** God, we praise You for being the God who loves and is able to help us love.
- C** God, please forgive us for not loving others as You want us to. Many times, we choose to love ourselves more than others. We need a Savior!
- T** Thank You, God, for sending Your Son to be our Savior. He loved us in everything He said and did. Thank You for Your Holy Spirit who can help us love others the way You want us to.
- S** God, please work in our hearts. Help us turn away from our sins and trust in Jesus as our Savior. Fill us with Your Holy Spirit. Help us to love You and others as Jesus did. Help us to even love our enemies.

In Jesus' name we pray, Amen.

Big Question 12, Bible Truth 3 Overview: Key Concepts

p.2

Bible Truth 3 Story

The Case of the Man Who Kept on Loving

Acts 6-7

Songs Used in Bible Truth 3

Big Q & A 12 Song

Big Question 12 Song: How Should God's People Live?

Big Question 12 Bible Verse Song: Walk in Love Ephesians 5:1-2, ESV

Extra Big Question 12 Bible Verse Song: Let Everyone Who Names the Name 2 Timothy 2:19,22, ESV

Big Question 12 Hymn: Trust and Obey, v.1


Big Question 12 Praise Song: I Have Decided to Follow Jesus


Bible Truth 3 Bible Verse Song: Love 1 Corinthians 13:4-8, ESV

Extra Bible Truth 3 Bible Verse Song: Love Is Patient 1 Corinthians 13:4-8, ESV


listen to or download songs for free at <https://praisefactory.org>: Deep Down Detectives Music page

1. GETTING STARTED

 = follow the stars for a short & simple lesson plan

<p>Intake Activity Ideas</p>	<p>Choose one of these open-ended activities to include children as they join the class:</p>
<p>Free Play Time <i>suggestions in Appendix D</i></p>	<p> Offer your own or some of the easy-to-make, free play activities suggested in Appendix D.</p>
<p>OR Sing-along Music Time <i>lyrics and sheet music, Appendix A</i> <i>listen to or download songs for free at https://praisefactory.org/Deep-Down-Detectives-Music-page</i></p>	<p>Music from Deep Down Detectives (DDD) ESV Songs 12: Big Q & A 12 Song <i>DDD ESV Songs 12, track 12</i> Big Question 12 Song <i>DDD ESV Songs 12, track 13</i> Big Question 12 (Unit) Bible Verse Song: Walk in Love Ephesians 5:1-2, ESV <i>DDD ESV Songs 12, track 14</i> Extra Big Question 12 (Unit) Bible Verse Song: Let Everyone Who Names the Name 2 Timothy 2:19,22, ESV <i>DDD ESV Songs 12, track 15</i> Big Question 12 Hymn: Trust and Obey, v.1 <i>DDD ESV Songs 12, track 16</i> Big Question 12 Praise Song: I Have Decided to Follow Jesus <i>DDD ESV Songs 12, track 17</i> Bible Truth 3 Bible Verse Song: Love 1 Corinthians 13:4-8, ESV <i>DDD ESV Songs 12, track 24</i> Bible Truth 3 Extra Bible Verse Song: Love Is Patient 1 Corinthians 13:4-8, ESV <i>DDD ESV Songs 12, track 26</i></p> <p><i>Add more fun to Sing-along Music Time by adding a Music, Movement & Memory Activity. These activities are listed on p.10 of this lesson plan with the Response Activities. Instructions found in Appendix B.</i></p>
<p>OR Bible Verse Memory Game <i>instructions found in Appendix B</i></p>	<p>Lesson 1 Game: Lily Pad Jump Lesson 2 Game: Loud and Soft, Big and Little Lesson 3 Game: Freeze 'n' Say</p> <p><i>These activities are also included on p.10 of this lesson plan with the Response Activities.</i></p>

2. OPENING CIRCLE TIME (*introduce the Bible Truth and tell the related Bible story*)

<p>Gathering the Children <i>lyrics and sheet music, Appendix A</i></p>	<p><i>Sing verse 1 of The Classroom Song to gather the children for Circle Time.</i></p> <p>The Classroom Song, verse 1 <i>DDD ESV Songs 12, track 1</i> Let's gather together to worship God, Let's gather together to worship God, Let's gather together to worship God, Come gather here with me!</p>
<p>Welcome to Deep Down Detectives</p>	<p> "Welcome to Deep Down Detectives. We're so glad you've joined us! Detectives are people who look for answers to questions. In Deep Down Detectives, we look for answers to big questions about God. We dig deep down in the truths of God's Word to find them."</p>

2. OPENING CIRCLE TIME, continued



= follow the stars for a short & simple lesson plan

<p>Deep Down Detectives Theme Song</p> <p><i>lyrics and sheet music, Appendix A</i></p>	<p>"Let's sing our Deep Down Detectives Theme Song."</p> <p>★ Deep Down Detectives Theme Song <i>DDD ESV Songs 12, track 5</i></p> <p>We're Deep Down Detectives, diggin' deep in God's Word, For truths about God and His plans for this world, We're seeking to love Him, with all of our heart, We're Deep Down Detectives! Come on! Let's start!</p>
<p>Classroom Rules Song</p> <p><i>lyrics and sheet music, Appendix A</i></p>	<p>There are two very important things that Deep Down Detectives do together: we worship God and we love one another. Our Classroom Rules Song reminds us how we should act. Let's sing it."</p> <p>Classroom Rules Song <i>DDD ESV Songs 12, track 6</i></p> <p>Shh, be quiet while someone is talking, Raise your hand, if you have something to say, Don't touch your friend, sitting beside you, Obey your teachers, Be kind as you play. These are our classroom rules, These are our classroom rules, They help us worship God and love one another, These are our classroom rules.</p>
<p>Opening Prayer Time</p> <p><i>lyrics and sheet music, Appendix A</i></p>	<p>"Children, we need God's help to keep these rules. Let's ask Him to help us right now. Let's get ready and pray."</p> <p>Let's Pray <i>DDD ESV Songs 12, track 7</i></p> <p>1-2-3! Fold your hands, Bow your head, Close your eyes. Let's pray! (<i>repeat</i>)</p> <p>"Let's pray:"</p> <p>★ Opening Prayer</p> <p>Dear Lord, We're so glad to get to gather together to worship You! Please help us keep the classroom rules. Please help us to love You and learn about You today. In Jesus' name we pray. Amen.</p>

2. OPENING CIRCLE TIME, continued

★ = follow the stars for a short & simple lesson plan

Reveal the Big Question
Introduce the Big Question Box/Briefcase

lyrics and sheet music, Appendix A

“Detectives INVESTIGATE things. That means they ask questions and look for answers. Deep Down Detectives investigate big questions about God. The Big Question we are investigating today is right inside our Big Question Box/Briefcase.

The Big Question Box Song

DDD ESV Songs 12, track 8

We’ve got a big box,
All closed up and locked,
Filled with the truths of God’s Word.

We’ve got a brief case,
There’s no time to waste,
Come on, kids, let’s open it up!

The Big Question under Investigation

VISUAL AID take out



of BQB

Big Question & Answer Sign, front side

**found in the DDD Unit 12 Visual Aids, ESV Book*

Ok, who would like to open for me and pull out the Big Question?”

Choose a child to open the box/briefcase, take out the Big Question and hand it to you, then hold up the Big Question sign for all the children to see, and say:

★ The Big Question we are investigating today is Big Question Number 12:

How Should God’s People Live?

and the Answer is:

They Should Live Like Jesus!

Big Question Meaning

★ We become God’s people when we turn away from our sins and trust in Jesus as our Savior. When we do, God forgives our sins, and we begin a whole new way of life. God’s people no longer live life just to please themselves. They want to honor God with their whole lives, like Jesus did. They seek to love God most of all and love all people, too.

Big Question Songs

★ “Let’s sing our Big Question Song:

Big Q & A 12 Song

lyrics and sheet music, Appendix A

Big Q & A 12 Song

(adapted version of “Twinkle, Twinkle, Little Star”)

DDD ESV Songs 12, track 12

How should God’s people live each day?
They should live like Jesus!
How should God’s people live each day?
How should God’s people live each day?
How should God’s people live each day?
They should live like Jesus!

2. OPENING CIRCLE TIME, continued



= follow the stars for a short & simple lesson plan

<p>Learning about the Big Question (use one or both)</p> <p>★</p>	<p>Repeat the Big Question and Answer again: "How Should God's People Live? They Should Live Like Jesus!"</p> <p>Say: "Hmmm, I wonder what that means... Let's do our action rhyme/sing our song that explains it."</p> <p>Then do the action rhyme or sing the song using any of the optional motions suggested, if desired.</p>	
<p>Big Question Action Rhyme</p>	<p>Big Question 12 Action Rhyme</p> <p>Jesus loved God, I should, too! Jesus loved others, I should, too! Jesus prayed to God, I should, too! Jesus obeyed God, I should, too!</p> <p>God wants me to live like Jesus, In everything I think and say and do!</p>	<p>(POSSIBLE ACTIONS)</p> <p><i>Point up to God in heaven</i> <i>Point to self</i> <i>Point out to others</i> <i>Point to self</i> <i>Make prayer hands</i> <i>Point to self</i> <i>Point up to God in heaven</i> <i>Point to self</i></p> <p><i>Point up to God in heaven</i> <i>Touch head, mouth and walk in place</i></p>
<p>Big Question (Action Rhyme) Song</p> <p>★</p> <p><i>lyrics and sheet music, Appendix A</i></p>	<p>Big Question 12 (Action Rhyme) Song</p> <p style="text-align: right;"><i>DDD ESV Songs 12, track 13</i></p> <p>(POSSIBLE ACTIONS)</p> <p><i>Refrain:</i> How should God's people live? How should God's people live? How should God's people live? They should live like Jesus!</p> <p><i>Point up to God in heaven</i></p> <p>Verse 1 Jesus loved God most of all, He loved all people, too, In all that He did and said and thought, He loved them thru and thru. (Refrain)</p> <p><i>Touch heart, then point up to God in heaven</i></p> <p><i>Point out to others</i> <i>Touch heart</i></p> <p>Verse 2 God's people should love God most of all, They should love others, too, And God the Holy Spirit, Will help them in all they do. (Refrain)</p> <p><i>Point up to God in heaven</i> <i>Point out to others</i></p> <p><i>Touch heart</i></p>	

2. OPENING CIRCLE TIME, continued

★ = follow the stars for a short & simple lesson plan

Learning the Bible Truth

VISUAL take out
AID



of BQB

VISUAL AID
All the Bible Truths Sign

★ "They Should Live Like Jesus" is a good beginning, but there's so more to learn. So it's time for us to dig down even deeper for more answers to our Big Question about God. We're going to be learning **EIGHT** Bible truths that all tell us more about what the God is like.

Who would like to hand me the picture with our eight Bible truths on it? It's in the Big Question Box/Briefcase." *Choose a child to get it and hand it to you, then hold it up and show them the pictures of the eight truths they will be learning.*

Bible Truth Clue

VISUAL take out
AID



of BQB

Bible Truth Clue Sign,
front side
VISUAL AID

After everyone has had a good look, say...

"Ok, we've learned two truths about how to live for God. They are: "By Asking God for His Help" and "By Loving God Most of All." (point to pictures as you identify each Bible Truth). Now let's look at our Bible Truth Clue sign and see if we can figure out which of these eight truths we will be learning about today. Who would like to get it out of the Big Question Briefcase for me?"

Choose a child to open the briefcase, take out the Bible Truth Clue sign and hand it to you. Hold up the front side for the children to see. Cover up the answer, written along the bottom, and say:

**"How Should God's People Live?
They Should Live Like Jesus!
By Loving Other ___ as God Has Loved Them!"**

Hint

We're missing one word. Here's the hint to what the missing word is. It says: "This is another word for lots of men and women, boys and girls. It starts with a "P" and it rhymes with "steeple."

Can you guess? It's "PEOPLE."

So, the Bible Truth we are learning today is:
(uncover answer from bottom of sign, show it to them and say:)

★ **"How Should God's People Live?
They Should Live Like Jesus!
By Loving Other People as God Has Loved Them!"**

And here is what this Bible Truth means: *(read the meaning off of the back of the sign, say:)*

Bible Truth Meaning

★ Jesus always loved people with God's love. He loved them in everything He said and did. Jesus even loved His enemies and did good to them, though they were so mean to Him.

Most of all, Jesus loved people by being our Savior. On the cross, Jesus took God's punishment for the sins of God's people --all who turn away from their sins and trust in Him as their Savior. Why? So that they could know God in their hearts, now. And, so they could go live with God forever when they die. There is no one who has ever loved us more than Jesus!

Jesus wants God's people to love other people with God's love, too. He wants them to love others in everything they say and do. He wants them to tell others how they can be saved and become God's people, too. He even wants them to love their enemies and do them good.

God's people need help to live like this. God promises to help them love others, by His Holy Spirit living in their hearts. We can become God's people when we turn away from our sins and trust in Jesus as our Savior. Then, the Holy Spirit will live inside of us and help us to love others with God's love, too.

2. OPENING CIRCLE TIME, continued



= follow the stars for a short & simple lesson plan

Learning the Bible Verse

"And how do I know this is true? God tells me so in His special book, the Bible."

The Bible Chant Song

Say or sing the Bible Chant Song.

lyrics and sheet music, Appendix A

The Bible Chant Song

DDD ESV Songs 12, track 9

The Bible, the Bible,
Let's get out the Bible.
Let's hear what God has to say.
The Bible, the Bible,
God's given us the Bible.
It's His Word for us to learn and obey! Yay!

Bible Verse

DDD 12.3 Bible Verse-front side (in the DDD Bible folder)

VISUAL AID Place verse in take out



of BQB
DDD Bible Folder

*found in the DDD Unit 12 Visual Aids, ESV Book

"Who would like to get our Bible folder out of the Big Question Briefcase for me?"

Choose a child to open the briefcase, take out the "Bible" folder and hand it to you. Remove the Bible Verse Picture from the "Bible" folder and hold it up for all the children to see, then say:

1 Corinthians 13:4-9 tells us:

★ 1 Corinthians 13:4-9, ESV

"Love is patient and kind; love does not envy or boast; it is not arrogant or rude. It does not insist on its own way; it is not irritable or resentful; it does not rejoice at wrongdoing, but rejoices with the truth. Love bears all things, believes all things, hopes all things, endures all things. Love never ends."

Learn a Little: "Love is patient, love is kind."

Bible Verse Meaning

★ What does that mean?

These verses tell us how God wants His people to love others. This is how He has treated them through Jesus. He wants them to be like Him and love others this way, too. God's Holy Spirit helps His people love in these ways. He helps them love even when it is very hard. God's Holy Spirit can help us love this way, too, when we turn away from our sins and trust in Jesus as our Savior. This is how we become God's people.

2. OPENING CIRCLE TIME, continued

★ = follow the stars for a short & simple lesson plan

**Bible Verse
Song**

*lyrics and sheet music,
Appendix A*

You might also enjoy:

Love Is Patient
1 Corinthians 13:4-8, ESV
*DDD ESV Songs 12,
track 25*

We've said our Bible verse, now let's sing it!

Love: 1 Corinthians 13:4-8

DDD ESV Songs 12, track 24

Love is patient, love is kind,
love does not envy or boast,
It is not arrogant or rude,
Does not insist on its own way,
It is not irritable, or resentful,
Does not rejoice in wrong-doing,
but with the truth.




Love bears all things, believes all things,
Hopes and endures all things,
Faith, hope and love abide these three,
but the greatest is love.
Love never ends, love never ends,
love never ends.
Faith, hope and love abide these three,
but the greatest is love.

First Corinthians Thirteen,
four through eight, and thirteen.

2. OPENING CIRCLE TIME, continued



= follow the stars for a short & simple lesson plan

<p>Getting into the Case</p>	<p>"Now it's time to do a bit more deep down investigating. Let's see what Detective Dan wants us to help him figure out. Would someone like to get it out for me?"</p>
<p>Listening Assignments</p> <p>Place in  take out  of BQB</p>	<p>NOTE: Listening assignments are most suitable for ages 3+. Skip straight to the Bible story (see bottom of this page), if working with 2 year olds.</p> <p>"Let's open up our listening assignment and see what we are supposed to figure out today.</p> <p>Choose a child to take out the Listening Assignment (from the DDD Bible Folder) and hand it to you. Read Detective Dan's letter to the children that includes the listening assignment. The listening assignments are summarized below:</p>
<p>VISUAL AID</p> <p></p> <p>DDD Unit 12 Visual Aids, ESV</p>	<p>Detective Dan's Lesson #1 Listening Assignment:</p> <p>I need to know:</p> <ol style="list-style-type: none"> 1. Who was the man who kept on loving? 2. Who did he keep on loving?
<p>VISUAL AID</p> <p></p> <p>DDD Unit 12 Visual Aids, ESV</p>	<p>Detective Dan's Lesson #2 Listening Assignment:</p> <p>Our Bible Verse is 1 Corinthians 13:4-8, ESV</p> <p>"Love is patient and kind; love does not envy or boast; it is not arrogant or rude. It does not insist on its own way; it is not irritable or resentful; it does not rejoice at wrongdoing, but rejoices with the truth. Love bears all things, believes all things, hopes all things, endures all things. Love never ends."</p> <p>I need to know:</p> <ol style="list-style-type: none"> 1. Who lived for God by loving others like this? 2. How did his life show this love?
<p>VISUAL AID</p> <p></p> <p>*Listening Assignment #3 includes the Assignment Sheet, plus 6 clue pictures*</p> <p>DDD Unit 12 Visual Aids, ESV</p>	<p>Detective Dan's Lesson #3 Listening Assignment:</p> <p>I found six clues, but two of them are NOT in the story. They are: a hat, a widow, some rocks, a squirrel, a healed person, and the Temple. Hold each of them up for the children to see as you identify them.</p> <p>I need to know:</p> <ol style="list-style-type: none"> 1. Which four belong in the story and which two don't? 2. Who asked God to forgive his enemies for doing such mean things to him? Who gave him the love to do this?
<p>Tell the Bible Story</p> <p>Place story & pics in  take out  of BQB</p> <p>DDD Unit 12 Visual Aids, ESV</p> <p>Story text included in this book right after this lesson plan and in Visual Aids book</p>	<p>Then say. "Ok, Deep Down Detectives! Put on your best listening ears and see if you can hear the answers to Detective Dan's questions. When I finish telling the story, we will see if we can answer all the questions."</p> <p>Bible Story: The Case of the Man Who Kept on Loving</p> <p>Acts 6-7</p> <p>Read the Bible Truth story, putting up the storyboard pictures as you tell it. Then, have the children answer the listening assignment. Present the gospel and lead in prayer.</p> <p>*Answers to questions; the gospel; and, ACTS prayer are included with the story text.*</p>

2. OPENING CIRCLE TIME, continued

★ = follow the stars for a short & simple lesson plan

<p>Story Response Song(s)</p> <p>Hymn</p> <p><i>lyrics and sheet music, Appendix A</i></p>	<p><i>As attention span and time allow, you might want to end with one of the following songs which also tie in with the unit. If desired, use the Music and Movement activity ideas while singing (listed with the Response Activities).</i></p> <p>Trust and Obey <i>DDD ESV Songs 12, track 15</i></p> <p>Verse 1 When we walk with the Lord, In the light of His Word, What a glory He sheds on our way! While we do His good will; He abides with us still, And with all who will trust and obey.</p> <p>Refrain Trust and obey, For there's no other way, To be happy in Jesus, But to trust and obey.</p> <p>Tie-in: "How should God's people live each day? They should live like Jesus! God's people live like Jesus when they trust and obey God. Jesus always trusted and obeyed His Father in heaven, even when it was very, very hard. God's people go through hard things, too. They might want to be afraid or sad. They might want to be unhappy, but they don't need to be. They can trust God and keep on obeying Him. God will never stop caring for them! God has promised to care for His people every day of their lives. We can become God's people when we turn from our sins and trust in Jesus as our Savior."</p>
--	---

<p>Praise Song</p> <p><i>lyrics and sheet music, Appendix A</i></p>	<p>Praise Song: I Have Decided to Follow Jesus <i>DDD ESV Songs 12, track 16</i></p> <p>I have decided to follow Jesus, I have decided to follow Jesus, I have decided to follow Jesus, No turning back, no turning back..</p> <p>Tie-in: "How should God's people live each day? They should live like Jesus! The Lord wants us to decide--that is, to say "Yes, I will!"-- to live like Jesus each day. He wants us to love and obey Him. That's what it means to follow Jesus. Let's sing a song about following Jesus."</p>
--	---

3. TAKING ACTION: Response Activities *(choose from among these activities)*

<p>Transition to Activities</p>	<p>★ Well, Deep Down Detectives, you've done a great job diggin' deep down for answers in the truths of God's Word. Now it's time to enjoy some activities."</p> <p><i>Tell children what activity/s you are providing for them: either free play or some of the response activities listed below. When you are ready to dismiss them, use this song to help the children transition in an orderly fashion to their next activity.</i></p>
--	--

<p>Classroom Song, verse 2</p> <p><i>lyrics and sheet music, Appendix A</i></p>	<p>"Children, let's sing our Time to Play Song. When we are finished you may get up and walk over to our next activity."</p> <p>Classroom Song, verse 2 <i>DDD ESV Songs 12, track 2</i></p> <p>We've gathered together to worship God, We've gathered together to worship God, And now it's time to play.</p> <p><i>Dismiss the children to whatever activities you have prepared for them to do.</i></p>
--	--

3. TAKING ACTION: Response Activities (choose from among these activities) ★ = short & simple lesson plan

<p>Response Activities</p>	<p>Choose one or more activities appropriate for your children, based on classroom time and developmental needs. Add the Discussion Sheet to any activity for deeper learning. ★</p>
<p>Bible Verse Memory Game</p> <p><i>game directions, Appendix B</i></p>	<p>Though listed with the opening activities, you may choose to use this Bible verse game here instead (or as a repeat).</p> <ul style="list-style-type: none"> Lesson 1 Game: Lily Pad Jump Lesson 2 Game: Loud and Soft, Big and Little Lesson 3 Game: Freeze 'n' Say <p>Use the Discussion Sheet with this activity for even deeper learning ★</p> <p>Discussion Questions</p>
<p>Music, Movement & Memory Activity</p> <p><i>game directions, Appendix B</i></p>	<p>A music activity that uses the songs from the Bible Truth and Big Question unit.</p> <ul style="list-style-type: none"> DDD Songs for this Bible Truth, plus: Lesson 1 Activity: Big Voice, Little Voice Lesson 2 Activity: Sing, Dance and Fall Down Lesson 3 Activity: Bottle Shakers <p>Use the Discussion Sheet with this activity for even deeper learning ★</p> <p>Discussion Questions</p>
<p>Bible Story Review Game</p> <p><i>game directions, Appendix B</i></p>	<p>A game that uses the storyboard pictures from the story to review the story.</p> <ul style="list-style-type: none"> Lesson 1 Game: Who's in the Basket? Lesson 2 Game: Going Fishing Lesson 3 Game: Pony Express <p>Use the Discussion Sheet with this activity for even deeper learning ★</p> <p>Discussion Questions</p>
<p>Coloring Pages/ Take Home Sheets</p> <p><i>in Appendix C</i></p> <p>★</p>	<p>A coloring page related to the lesson assignment question is provided for each lesson. On the back of each are the key concepts, a few questions and a song for parents to use with their children.</p> <p>NOTE: Upgrade your coloring sheet to a more interesting craft by offering simple embellishments, such as jiggly eyes, craft sand, glitter, glitter glue, colored paper dots (made with a hole punch), fabric scraps, etc. Make cut-to-size glued-on clothes, hair, etc for characters by using a copy of the coloring sheet, cutting out the selected portions and making them the patterns for whatever you want to cut out of fabric, paper, foil, etc.</p> <ul style="list-style-type: none"> Lesson 1 Coloring Sheet Emphasis: Bible Truth Lesson 2 Coloring Sheet Emphasis: Bible Verse Lesson 3 Coloring Sheet Emphasis: ACTS Prayer <p>Use the Discussion Sheet with this activity for even deeper learning ★</p> <p>Discussion Questions</p>
<p>Extra Crafts: Big Question Craft</p> <p><i>in Appendix C</i></p> <p>Bible Verse Craft</p> <p><i>in Appendix C</i></p> <p>Bible Story Puzzle</p> <p><i>in Appendix C</i></p>	<p>These crafts are slightly more complex than the coloring/take home sheets:</p> <p>The Bible Concept Go-and-Tell Craft is a craft that summarizes the Bible concept and includes the Bible verse is included for those desiring more than a coloring sheet. This more complex craft will involve gluing, sticking, etc. Can be used at any time.</p> <p>The Bible Story Coloring Sheet provides a tie in between the Bible story and the Bible truth they are learning.</p> <p>The Storyboard Picture Placement Page has been made into a puzzle that can be cut out and re-assembled by the children. This provides a nice summary of the story.</p> <p>Use the Discussion Sheet with these activities for even deeper learning ★</p> <p>Discussion Questions</p>
<p>Free Play Activities</p> <p><i>ideas in Appendix D</i></p>	<p>Offer your own or some of the easy-to-make, free play activities suggested in Appendix D.</p>

4. CLOSING CIRCLE TIME *(End-of-session activities for the last 5-10 minutes of class time)*

 = short & simple lesson plan

<p>Transition to Closing Circle</p> <p>Classroom Song, verse 3</p> <p><i>lyrics and sheet music, Appendix A</i></p>	<p><i>Use this song to help the children transition in an orderly fashion. Start singing this song and ask the children to gather with you for Closing Circle Time.</i></p> <p>Classroom Song, verse 3 <i>DDD ESV Songs 12, track 3</i></p> <p>It's time to get ready to go and tell, It's time to get ready to go and tell, Come gather here with me.</p>
<p>Closing Circle Time</p> <p>Classroom Song, verse 4</p> <p><i>lyrics and sheet music, Appendix A</i></p>	<p><i>When children are settled in the circle, say:</i></p> <p>"It's almost time for your parents to come pick you up. And do you know what that means? It means.... (draw this out to build anticipation and excitement)...that it's almost time to go home and....it's almost time to...Go and Tell! We have learned some big news about God today. God wants us to take and tell it to the whole world!"</p> <p>Classroom Song, verse 4 <i>DDD ESV Songs 12, track 4</i></p> <p>So what's our big news to go and tell, So what's our big news to go and tell, Can you tell me now?</p>
<p>Big News to Tell</p> <p>Big Question 12</p> <p><i>VISUAL AID</i></p> <p>#1</p> <p><i>*found in DDD Unit 12 Visual Aids, ESV Book</i></p> <p><i>lyrics and sheet music, Appendix A</i></p> <p>Big Question 12, Bible Truth 3</p> <p><i>VISUAL AID</i></p> <p>#3</p>	<p>"Let's see....there's so much big news to tell! There's so much we've learned!</p> <p>First of all, can you tell me the answer to our Big Question: "How Should God's People Live?" <i>Hold up the Bible Truth Clue Picture.</i></p> <p>Say the answer with me: "They Should Live Like Jesus!"</p> <p><i>(If desired, you can sing one/both of the Big Question songs.)</i> <i>DDD ESV Songs 12, tracks 12,13</i></p> <p>And what's one way He does this? What did we learn? <i>Point to the picture.</i></p> <p>By Loving Other People as God Has Loved Them!</p> <p>"And how do I know this is true? Can you tell me? Say it with me: "The Bible tells me so!" That's right!</p>
<p>Big Question 12 Bible Truth 3 Bible Verse</p> <p><i>VISUAL AID</i></p> <p>#4</p> <p><i>*found in the DDD Unit 12 Visual Aids, ESV Book</i></p> <p><i>lyrics and sheet music, Appendix A</i></p>	<p>We learned: 1 Corinthians 13:4-8, ESV</p> <p>"Love is patient and kind; love does not envy or boast; it is not arrogant or rude. It does not insist on its own way; it is not irritable or resentful; it does not rejoice at wrongdoing, but rejoices with the truth. Love bears all things, believes all things, hopes all things, endures all things. Love never ends."</p> <p>Learn a Little: "Love is patient, love is kind."</p> <p>These verses tell us how God wants His people to love others. This is how He has treated them through Jesus. He wants them to be like Him and love others this way, too. God's Holy Spirit helps His people love in these ways. He helps them love even when it is very hard. God's Holy Spirit can help us love this way, too, when we turn away from our sins and trust in Jesus as our Savior. This is how we become God's people.</p> <p><i>(If desired, you can sing the Bible verse song.)</i> <i>DDD ESV Songs 12, track 24</i></p>

4. CLOSING CIRCLE TIME, continued



= follow the stars for a short & simple lesson plan

<p>Closing ACTS Prayer Time</p> <p>ACTS Prayer Chant</p> <p><i>lyrics and sheet music, Appendix A</i></p>	<p><i>Let's ask God to help us to remember this and even tell others this good news. Let's get ready and pray our ACTS prayer.</i></p> <p><i>And what does ACTS mean? Let's sing/say our ACTS Prayer Chant!</i></p> <p>ACTS Prayer Chant Song <i>DDDESV Songs 12, tracks 10,11</i></p> <p>A, Adoration, God, we praise You! C, Confession, Forgive us our sins. T, Thanksgiving, Thank You for Jesus, S, Supplication, Help us to live like Him.</p> <p style="text-align: right;">That's the ACTS prayer, my friend, Bow your head, Close your eyes, Shhh, Let's begin.</p>
---	---

<p>Closing ACTS Prayer</p>	<p>"Let's pray!"</p> <p><i>Lead the children in the ACTS prayer for this Bible Truth.</i></p> <p>A God, we praise You for being the God who loves and is able to help us love.</p> <p>C God, please forgive us for not loving others as You want us to. Many times, we choose to love ourselves more than others. We need a Savior!</p> <p>T Thank You, God, for sending Your Son to be our Savior. He loved us in everything He said and did. Thank You for Your Holy Spirit who can help us love others the way You want us to.</p> <p>S God, please work in our hearts. Help us turn away from our sins and trust in Jesus as our Savior. Fill us with Your Holy Spirit. Help us to love You and others as Jesus did. Help us to even love our enemies.</p> <p>In Jesus' name we pray, Amen.</p>
-----------------------------------	---

5. TAKING IT HOME *(Take Home Sheet)*

<p>Clean up and Dismissal </p>	<p>"Now it's time to work together and clean up." <i>Have the children join you in cleaning up the room.</i></p>
<p>Coloring Pages/ Take Home Sheets </p> <p><i>in Appendix C</i></p>	<p><i>Give out the craft/take home sheet and any other papers from the session, as you dismiss children from class.</i></p> <p><i>(Reminder: The back side of the coloring page is the take home sheet for each lesson.)</i></p>

<p>Bible Story to Take-Home</p> <p><i>in Appendix C</i></p>	<p>You may also want to include a copy of the story along with the take home sheet. (However, each coloring sheet/take home sheet includes a note to parents telling where they can download the story from the Parent Resources section on the website.)</p>
--	---

The Case of the Man Who Kept on Loving

Acts 6-7

**Story-telling Tips**

Ahead of time:

1. Read the Bible verses and story. Pray!
2. Choose story action cues and prepare storyboard figures/story scenes, if using. (In Visual Aids book)
3. Practice telling story with the storyboard pictures, timing your presentation. Shorten, if necessary.

During your presentation:

1. Maintain as much eye contact as possible as you tell the story.
2. Put up storyboard figures/add story action cues/hold up storybook scenes as you tell the story. Allow the children to help you put them on the board, if desired.
3. Include the children in your story with a few questions about what they think will happen or words/concepts that might be new to them.
4. Watch the kids for signs that their attention span has been reached. Shorten, if necessary.

INTRODUCTION/ LISTENING ASSIGNMENTS

“Our story is called: The Case of the Man Who Kept on Loving. Here is your listening assignment.” Read from Detective Dan’s Listening Assignment signs, but questions are summarized below:

Detective Dan’s Lesson #1 Listening Assignment:

I need to know:

1. **Who was the man who kept on loving?**
2. **Who did he keep on loving?**

Detective Dan’s Lesson #2 Listening Assignment:**Our Bible Verse is 1 Corinthians 13:4-8, ESV**

“Love is patient and kind; love does not envy or boast; it is not arrogant or rude. It does not insist on its own way; it is not irritable or resentful; it does not rejoice at wrongdoing, but rejoices with the truth. Love bears all things, believes all things, hopes all things, endures all things. Love never ends.”

I need to know:

1. **Who lived for God by loving others like this?**
2. **How did his life show this love?**

Detective Dan’s Lesson #3 Listening Assignment:I found six clues, but two of them are **NOT** in the story.

They are: a hat, a widow, some rocks, a squirrel, a healed person, and the Temple.

Hold each of them up for the children to see as you identify them.

I need to know:

1. **Which four belong in the story and which two don’t?**
2. **Who asked God to forgive his enemies for doing such mean things to him? Who gave him the love to do this?**

Read the assignment questions, THEN SAY,

“Ok, Deep Down Detectives! Put on your best listening ears and see if you can hear the answers to Detective Dan’s questions. When I finish telling the story, we will see if we can answer all the questions.”

Read the Bible Truth story, answer questions, present the gospel and lead in prayer.

Answers to questions; the gospel; and, ACTS prayer are included with the story text.

The Case of the Man Who Kept on Loving*Acts 6-7*

Story with lines separating paragraphs (text in bold, optional interaction cues in italics)

Stephen was a follower of Jesus. He heard the good news of Jesus and trusted in Him as his Savior. Stephen turned away from living life his own way. Now, he wanted to live God's good way. The Holy Spirit helped Stephen. He lived in Stephen's heart, filling him with love for God and for other people.

But it wasn't just Stephen's heart that was full of love for God and for people. Stephen's life was, too. In everything that Stephen did, he wanted to live out this love for God and for others.

So, Stephen learned God's Word, the Bible, and he prayed. He taught God's Word to others; and, he took care of the older widows in the church (women whose husbands had died and left them with no one to help them). Yes, in these ways and many more, Stephen lived a life of love for God and for other people.

But, there was something ELSE Stephen did that showed his love for God and for others: he told them the good news about Someone very special. Can you guess who that was?

Can you guess?

Stephen told them the good news of Jesus.

"Listen to the good news!" Stephen told them. "Jesus is the Son of God. He is the Savior God promised to send. He suffered and died on the cross to save us from our sins," Stephen told them. "Then on the third day, Jesus rose from the dead to show He had really beaten sin and death.

"Come, turn away from disobeying God! Trust in Jesus as your Savior," Stephen urged all. "God will forgive your sins. You will be His people. You will get to know and love Him now. And when you die, you will go to live with Him and enjoy Him forever!" he promised them.

Sometimes, God did amazing miracles as Stephen shared about Jesus. God did this so everyone would know that this good news was really true. Jesus really was God's Son, the Savior.

But the best miracle of all was what God's Holy Spirit did in the hearts of many who listened to Stephen.

Can you guess?

The Holy Spirit helped them turn away from their sins and trust in Jesus as their Savior. Now, they were God's people and the Holy Spirit lived in their hearts! Stephen and the other followers rejoiced to see God save so many people.

Story with lines separating paragraphs (text in bold, optional interaction cues in italics)

But while Stephen and the other believers rejoiced, others were very upset.

“Something must be done to stop Stephen from saying these things!” these enemies exclaimed. “Stephen is teaching lies to the people,” they said. “Jesus was a fake. He wasn’t really the Son of God. He didn’t save anyone from their sins when he died on the cross. He didn’t rise from the dead,” they said.

“We must stop Stephen, but how?” these enemies wondered. “What can be done?”

Yes, this was quite a problem. Everyone could see how God did amazing things through Stephen. They heard the great wisdom God gave Stephen as he preached. They saw God’s great power in the miracles Stephen did. And, they could see God’s love in Stephen’s care for others. “How can you stop a man like this?” his enemies exclaimed.

But Stephen’s enemies DID think of a way. A very tricky, bad way. Instead of telling the truth about Stephen, they decided to tell lies about Stephen. Big, bad lies that would get Stephen in trouble.

“Stephen is saying bad things about God’s laws,” they told others. “He’s saying bad things about God and the Temple, God’s special worship place,” they lied. Do you think these lies worked?

What do you think?

Yes, they did! People forgot about all the amazing things Stephen did by God’s power. They forgot his words spoken with God’s wisdom, and the loving things he did for others. And instead, they believed the lies of Stephen’s enemies, and they became very angry.

“Let’s get rid of Stephen!” they decided. “He’s saying bad things about God. He should be punished,” they exclaimed. “Let’s take him to the leaders of the Temple, God’s special worship place. They will decide what to do with him!” the people said. So, they grabbed Stephen and took him to the leaders of the Temple.

As Stephen stood before the leaders of the Temple, his enemies told their lies again: “Stephen says that Jesus will break down the Temple, our special worship place. Stephen says that we shouldn’t keep God’s laws the way God’s Word tells us to,” they said.

The leaders were very upset. What awful things these enemies were saying about Stephen! “What do you say about this, Stephen?” the leaders asked him.

Now, it was Stephen’s turn. What would he say? These men had lied about him and about Jesus, yet he had done nothing wrong to them! They were hoping to get him in trouble and maybe even killed. Would he hate these men with his words? It would be easy to want to do that, wouldn’t it? They had treated him so badly.

What do you think Stephen would say? Was his heart filled with hate for these enemies?

Story with lines separating paragraphs (text in bold, optional interaction cues in italics)

But no! Stephen's heart was NOT filled with hate. It was filled with love for God and for people, even these enemies! God's Holy Spirit was at work in Stephen, filling him with the courage to speak God's truth to these leaders; and, filling him with love to forgive them. Everyone could see it in Stephen's face which shone like an angel's, bright with God's goodness and glory.

Stephen answered the leaders, but he had no mean words for his enemies. He just warned them with stories from God's Word.

"There have always been those who hear God's Word and believe," Stephen told them. "And there have always been those who hear God's Word and refuse to believe," he said. "I am one who has heard God's Word and believed. Jesus IS the Savior God promised to send," he told them. "But YOU are the ones who have heard God's Word and have refused to believe. YOU put Jesus, the Savior God sent, on the cross to die!" Stephen exclaimed.

The leaders were furious! They ground their teeth! They plugged their ears! They shouted out loud! They didn't want to hear anything more from Stephen! They grabbed Stephen and dragged him down the street and outside the city. They wanted to kill him, just like the other enemies did! How could Stephen say that THEY refused to believe God's Word? They were the leaders of the Temple and the keepers of God's Word!

Some picked up stones and threw them at him. Oh, no!

What would Stephen say now? What would he do now? NOW, was his heart filled with hate?

What do you think?

Stephen's heart was STILL filled with love for God and for others—even these men who were his enemies!

Stephen looked up and saw Jesus in heaven. Stephen knew he would soon be home with Him. Stephen forgave his enemies and asked for God to forgive them, too: "Lord, do not hold this sin against them," he pleaded.

Then, Stephen died and went to be with Jesus in heaven. Stephen had lived and died with a heart full of love for God and others. God's Holy Spirit had helped him love like this. He had even helped Stephen to love his enemies and forgive the mean things they did to him.

Now, in heaven, Stephen would go on living and loving, but in a way far better than he had ever enjoyed on earth. And there, he would be with His dear Savior, Jesus, face to face forever.

Cracking the Case: (story wrap-up for Listening Assignments)

It's time to see how we did with our Listening Assignment.

Detective Dan's Lesson 1 Listening Assignment:

- 1. Who was the man who kept on loving?** Stephen.
- 2. Who did he keep on loving?** He kept on loving everyone. He even kept on loving his enemies, even as they were hurting him.

For You and Me:

Stephen loved God and others his whole life. He even loved his enemies who were so mean to him! God wants all His people to love others as Stephen did AND as Jesus did! God knows no one can love others like this on their own, especially enemies. But He promises to give His Holy Spirit to help His people love others, even when it is very hard! We can become God's people when we turn away from our sins and trust in Jesus as our Savior. His Holy Spirit can come live in us and help us love others like this, too.

**Detective Dan's Lesson 2 Listening Assignment:
Our Bible Verse is 1 Corinthians 13:4-8, ESV**

"Love is patient and kind; love does not envy or boast; it is not arrogant or rude. It does not insist on its own way; it is not irritable or resentful; it does not rejoice at wrongdoing, but rejoices with the truth. Love bears all things, believes all things, hopes all things, endures all things. Love never ends."

I need to find out:

- 1. Who lived for God by loving others like this?** Stephen.
- 2. How did his life show this love?** He tried to always love others. He even kept on loving his enemies as they were hurting him. He always tried to love God most of all, too. He kept on living for God, even when his enemies told him to stop talking about Jesus. He even chose to die, rather than stop living the way God wanted him to live.

For You and Me:

God wants His people to love Him most of all. He wants them to love others and live like Jesus. But God knows how weak His people are. He knows they can't love Him or others the way He wants them to by themselves. That's why He forgives their sins through Jesus. And that's why He sends His Holy Spirit to live inside of them and help them. He helps them love God and others in ways they could never love on their own. We can become God's people when we turn away from our sins and trust in Jesus as our Savior. Ask Him to help you do this. He loves to answer this prayer.

Detective Dan's Lesson 3 Listening Assignment:

Our six clues were: a hat, a widow, some rocks, a squirrel, a healed person, and the Temple.

1. Which four belong in our story?

The widow, the rocks, the healed person and the Temple belong. The squirrel and the hat do not.

2. Who asked God to forgive his enemies for doing such mean things to him? Who gave him the love to do this? Stephen did. God did, through His Holy Spirit living inside of Stephen and helping him.

For You and Me:

God wants His people to love Him most of all. He wants them to love others and live like Jesus. But God knows how weak His people are. He knows they can't love Him or others the way He wants them to by themselves. That's why He forgives their sins through Jesus. And that's why He sends His Holy Spirit to live inside of them and help them. He helps them love God and others in ways they could never love on their own. We can become God's people when we turn away from our sins and trust in Jesus as our Savior. Ask Him to help you do this. He loves to answer this prayer.

The Gospel (story wrap-up if NOT using Listening Assignments)**Our Bible Truth is:**

How Should God's People Live?

They Should Live Like Jesus!

By Loving Other People as God Has Loved Them!

God wants all of His people to love others the way He has loved them. He EVEN wants His people to love their enemies by forgiving them, like Stephen did. Why should they do this? Because of how much God has forgiven them! He has forgiven all their sins through Jesus! And HOW can God's people love others and forgive like this? The same way Stephen did: by the Holy Spirit living in their hearts, helping them.

Can WE ever love like this? Yes, we can! God can work in our hearts. He can help us to turn away from our sins and trust in Jesus as our Savior. And if we do, then God will make us His people and He will fill us with His Holy Spirit, giving us hearts full of love for Him and for others. He can even help us to love our enemies and forgive them, like Stephen did.

Close in prayer.

Closing ACTS Prayer

- A** God, we praise You for being the God who loves and is able to help us love.
- C** God, please forgive us for not loving others as You want us to. Many times, we choose to love ourselves more than others. We need a Savior!
- T** Thank You, God, for sending Your Son to be our Savior. He loved us in everything He said and did. Thank You for Your Holy Spirit who can help us love others the way You want us to.
- S** God, please work in our hearts. Help us turn away from our sins and trust in Jesus as our Savior. Fill us with Your Holy Spirit. Help us to love You and others as Jesus did. Help us to even love our enemies.

In Jesus' name we pray, Amen.

Go to Lesson Plan, p.9 for the script to the rest of the lesson.

Deep Down Discussion Sheet

use with all THREE lessons

Use with all response activities for deeper learning



P.1

Questions to aid discussion of the key concepts and for use in games

Be familiar with these questions and answers. Look for opportunities to ask questions and discuss their answers, such as while the children work on their coloring pages, as part of their response games, or during play time. Remember: your goal isn't to ask all these questions or only talk to the children about these things. It is to be deliberate in having good conversations with them, however much or little you have.

<p>BIG QUESTION</p> <p>Meaning</p> <p>Discussion Questions</p> <p><i>choose a few</i></p>	<p>How Should God's People Live? They Should Live Like Jesus!</p> <p>We become God's people when we turn away from our sins and trust in Jesus as our Savior. When we do, God forgives our sins, and we begin a whole new way of life. God's people no longer live life just to please themselves. They want to honor God with their whole lives, like Jesus did. They seek to love God most of all and love all people, too.</p> <p>1. How should God's people live each day? <i>They should live like Jesus!</i> 2. Who did Jesus always love? <i>God.</i> 3. Who did Jesus always please in everything He felt, thought, said, and did? <i>God.</i> 4. Are God's people perfect like Jesus? <i>No, they are not.</i> 5. Who do God's people try to live like? <i>Jesus.</i> 6. How do God's people try to live like Jesus? <i>They try to love God and please Him in everything they feel, think, say, and do.</i> 7. How can we become God's people? <i>By turning away from our sins and trusting in Jesus as our Savior.</i></p>
<p>BIBLE TRUTH</p> <p>Meaning</p> <p>Discussion Questions</p> <p><i>choose a few</i></p>	<p>They Should Live Like Jesus... By Loving Other People as God Has Loved Them!</p> <p>Jesus always loved people with God's love. He loved them in everything He said and did. Jesus even loved His enemies and did good to them, though they were so mean to Him. Jesus loved people most of all by dying on the cross to save us from our sins. He took God's punishment for the sins of all who would ever turn away from their sins and trust in Him as their Savior. Why? So that they could have special closeness with God now. And so that one day when they die, they could live happily with God forever. How great is Jesus' love for people!</p> <p>Jesus wants God's people to love other people with God's love, too. He wants them to love others in everything they say and do. He wants them to tell others how they can be saved and become God's people, too. He even wants them to love their enemies and do them good. God's people need help to live like this. God promises to help them love others, by His Holy Spirit living in their hearts. We can become God's people when we turn away from our sins and trust in Jesus as our Savior. Then, the Holy Spirit will live inside of us and help us to love others with God's love, too.</p> <p>1. How did Jesus love others? <i>With God's love, in everything He said and did.</i> 2. How did Jesus treat His enemies? <i>He loved them and did good to them, even when they hurt Him.</i> 3. How did Jesus love His people, most of all? <i>By dying for them on the cross, taking the punishment they deserved from God for their sins.</i> 4. How does God want His people to love others? <i>Like Jesus did.</i> 5. How should God's people treat their enemies? <i>Love them and do them good.</i> 6. How should God's people treat people? <i>Love them in everything they say and do.</i> 7. Who will work in God's people's hearts to help them love others? <i>The Holy Spirit.</i> 8. How can we become God's people? <i>By turning away from our sins and trusting in Jesus as our Savior.</i></p>

Deep Down Discussion Sheet

use with all THREE lessons

P.2

Questions to aid discussion of the key concepts and for use in games

<p>THE GOSPEL</p>	<p>What is God’s good news for you and me? <i>The gospel! God created us to love Him and to love others, but we have all chosen to love ourselves more than God or others. We deserve God’s punishment. But in His mercy, God sent Jesus to be our Savior. Jesus lived a perfect life and He offered it up as He died on the cross as the full payment for the sins of God’s people. On the third day, He rose from the dead. He had beaten sin and death for God’s people! Now, all who turn away from their sins and trust in Jesus as their Savior are forgiven and become God’s people. We can become God’s people, too, if we turn away from our sins and trust in Jesus as our Savior. Ask Him to help you. He loves to answer this prayer!</i></p>
<p>BIBLE TRUTH BIBLE VERSE</p> <p>Meaning</p> <p>Discussion Questions</p>	<p>“Love is patient and kind; love does not envy or boast; it is not arrogant or rude. It does not insist on its own way; it is not irritable or resentful; it does not rejoice at wrongdoing, but rejoices with the truth. Love bears all things, believes all things, hopes all things, endures all things. Love never ends.” --1 Corinthians 13:4-8 ESV</p> <p>Learn a Little: “Love is patient, love is kind.”</p> <p>These verses tell us how God wants His people to love others. This is how He has treated them through Jesus. He wants them to be like Him and love others this way, too. God’s Holy Spirit helps His people love in these ways. He helps them love even when it is very hard. God’s Holy Spirit can help us love this way, too, when we turn away from our sins and trust in Jesus as our Savior. This is how we become God’s people.</p> <p><i>choose a few</i></p> <ol style="list-style-type: none"> 1. How does God want His people to treat others? <i>He wants them to love others.</i> 2. Who shows us how God wants us to love others? <i>Jesus does.</i> 3. What are some ways we can love others, as God wants us to? <i>We can be patient and kind. We can not insist on our own way.</i> 4. Does love ever end? <i>No, it does not!</i> 5. Who helps God’s people love others? <i>God’s Holy Spirit, living inside of them.</i> 6. How can we become God’s people? <i>By turning away from our sins and trusting in Jesus as our Savior. God’s Holy Spirit will come and live inside of us and help us to love others like Jesus did. Ask Him to help you!</i>
<p>BIBLE STORY</p> <p>Discussion Questions</p>	<p>The Case of the Man Who Kept on Loving</p> <p><i>choose a few</i></p> <ol style="list-style-type: none"> 1. What kind of man was Stephen? <i>He was a man who loved God and loved others. He tried to live out this love in everything he did. He learned God’s Word, he prayed to God, he spoke to others about God and he cared for others’ needs.</i> 2. What happened when Stephen told others the good news of Jesus? <i>Many people were healed of sicknesses, by God’s great power. Many people believed in Jesus and trusted Him as their Savior.</i> 3. Who was not happy about all these people believing in Jesus? <i>Stephen’s enemies.</i> 4. What did Stephen’s enemies do to get him in trouble? <i>They told lies about him that would make other people very mad.</i> 5. What did Stephen do when his enemies said lots of lies about him? <i>He kept on loving them.</i> 6. What did Stephen do when his enemies were throwing stones at him to kill him? <i>He kept on loving them. He even asked God to forgive them.</i> 7. How can God help us love others like this? <i>By His Holy Spirit working in our hearts. When we turn away from disobeying God and trust in Jesus as our Savior, God will forgive our sins and send the Holy Spirit to work in our hearts. He can help us to love others, like Stephen and Jesus did.</i>

DEEP DOWN DETECTIVES

**Curriculum Resources
for Unit 12, Bible Truth 4:**



How Should God's People Live?

They Should Live Like Jesus...

**By Trusting God and
Being Happy with What He Wants!**

Session Prep (especially good for newbies!)

Pray!



Pray for the Holy Spirit to be at work in your and the children's hearts.

Review



If new to the curriculum, look at the **Getting Started with Deep Down Detectives section of the Core Curriculum book.** (p.5) It will be especially helpful to read through the Deep Down Detectives section of **The Praise Factory Tour: Extended Version Book.** This is a visual way to understand what goes on in the classroom. (A pdf of the book is found in the samples section on the website.)

Look through and Learn the Lesson



Read over **lesson plan.** Practice any **songs or action rhymes** you are using. Choose/make up motions to go with these. Choose less with younger children and more with older preschoolers. **Practice the lesson with the visual aids** and using the Big Question Box/Briefcase.

Read and Rehearse the Bible Story with Pictures



Read the Bible story from the Bible. Read the curriculum version. Practice telling it with the storyboard pictures. (If you have not previously laminated the story pictures, do that now.) Or, rehearse it from the Simple Story Scenes, if you are using those.

Let There Be Music



Download the music and listen to the songs. Choose which of the songs you will use with the children. If using live musicians, make sure they have the sheet music (Appendix A, Core Curriculum book).

Put the Props in Place



1. Prepare your Visual Aids. Put the Big Question, Unit Bible Truths, Bible Truth, Bible Verse, and Listening Assignment signs, as well as the Bible Story script in one side of the Bible folder.
2. Get out your storyboard. If using Simple Story Scenes, put these in your Bible Folder. Or, if using the individual storyboard figures, put all background pictures in place (they have a BG by the number). Put the rest of the storyboard pictures (these have a SB by the number) in order of use in the other side of the Bible folder.
3. Put the DDD Bible Folder as well as the Big Question sign in the Big Question Box/Briefcase and shut it. If your box/briefcase has locks and you want to use the unlocking the box as part of your session, lock it now....but make sure you have the key or know the code first.
4. Prepare the music CD or sheet music or mp3 device for use in your session.

Set Out Free Play Activities



Choose and set up free time activities you will use with the children. Choose a variety of different activities that will be enjoyed by different types of children. Rotate the activities you provide to keep them interesting and fresh to your children. (Suggestions in Appendix D, Core Curriculum books.)

Prepare Any Activities



Choose which (if any) of the Bible Truth games and crafts activities you want to use in the session. Bear in mind your time frame as well as the developmental abilities and attention span of your children as you decide which/how many to prepare. **Look over the Discussion Sheet** and choose a few questions you might use to spark discussion with the children as they do their activities (especially good for ages 3's+). Pray for God to give you opportunities to talk about these things with the children.

Let Them Take It with Them



Make copies of the craft/take home sheets, if you are not already using them as one of your activities. You may also want to make copies of the story (see take-home version of each story included in Appendix C with the other take home resources) to have for parents to use with their children at home. There's a link on each craft/take home sheet to the story, if you don't make hard copies.

Store It



After your session is over, collect the resources and store them for future use. This curriculum can be used over and over for years to come.

Unit 12: God's People Live for Him

UNIT OVERVIEW

We become God's people when we turn away from our sins and trust in Jesus as our Savior. When we do, God forgives our sins, and we begin a whole new way of life. God's people no longer live life just to please themselves. They want to honor God with their whole lives, like Jesus did. They seek to love God most of all and love all people, too.

In this unit we will learn eight ways that God's people live for Him.

UNIT BIBLE VERSE: Ephesians 5:1-2

"Be imitators of God, as beloved children. And walk in love, as Christ loved us and gave himself up for us."

BIG QUESTION UNDER INVESTIGATION: How Should God's People Live?

ANSWER: They Should Live Like Jesus!

OPTIONAL Big Question 12 INTRODUCTION LESSON (Use Hide 'n' Seek Kids Unit 12 Material)

Story: The Case of the Runaway Who Came Back *Philemon*

Bible Verse: Ephesians 5:1-2

BIBLE TRUTH 1: By Asking God for His Help (3 Lessons Available)

Story: The Case of the Hardest Thing *Matthew 26-28; Mark 14-16; Luke 22-24; John 18-21*

Bible Verse: Hebrews 4:16

BIBLE TRUTH 2: By Loving God Most of All (3 Lessons Available)

Story: The Case of the Man Who Left His Money *Matthew 9; Mark 2; Luke 5*

Bible Verse: Deuteronomy 6:4-5

BIBLE TRUTH 3: By Loving Other People as God Has Loved Them

(3 Lessons Available)

Story: The Case of the Man Who Kept on Loving *Acts 6-7*

Luke 3:15-18, 21-23; John 1:19-34

Bible Verse: 1 Corinthians 13:4-8

➔ BIBLE TRUTH 4: By Trusting God and Being Happy with What He Wants (3 Lessons Available)

Story: The Case of the Faith that Faced Fire *Daniel 1-3*

Bible Verse: Proverbs 3:5-6

BIBLE TRUTH 5: By Learning God's Word and Obeying It (3 Lessons Available)

Story: The Case of the Lost Treasure *2 Kings 22; 23:1-20, 24; 2 Chronicles 34:8-33*

Bible Verse: Psalm 119:11, 15-16

BIBLE TRUTH 6: By Saying "No" to Disobeying God (3 Lessons Available)

Story: The Case of the Escape that Waited *1 Samuel 17:19, 23-24, 27, 31; 2 Samuel 5-6*

Bible Verse: 1 Corinthians 10:13

BIBLE TRUTH 7: By Telling the Good News of Jesus (3 Lessons Available)

Story: The Case of the Beautiful, Busy Feet *Acts*

Bible Verse: Romans 10:13-15

BIBLE TRUTH 8: By Making Much of God (3 Lessons Available)

Story: The Case of the Boastful Man

Acts 7-9, 22; Romans; 1 & 2 Corinthians; Ephesians; Philippians

Bible Verse: Psalm 66:1-3, 5, 16

Deep Down Detectives ESV Songs 12 Track Numbers

This is a listing of all songs mentioned in the unit curriculum. You may or may not choose to use all of the songs. They are listed in easy-reference order--NOT in the order used in the curriculum. You may choose to simply burn a CD/load them onto an mp3 device in this order. Or, you may want to do what we do: choose the songs we want to use and create a play list of them in that order. Then, we burn a CD/upload the play list onto an mp3 device. A teacher only has to click forward to the next song, instead of hunting for the right track. The track number have been included as part of the title of each song, teachers will still have a reference to the track number listed in the curriculum (same as those listed below), even if you change the order on your customized play list.

SONGS USED EVERY UNIT OF THE CURRICULUM

- 1 The Classroom Song v.1
- 2 The Classroom Song v.2
- 3 The Classroom Song v.3
- 4 The Classroom Song v.4
- 5 Deep Down Detectives Theme Song
- 6 The Classroom Rules Song
- 7 Let's Pray Song
- 8 The Big Question Box Song
- 9 The Bible Chant Song
- 10 ACTS Prayer Song (Short Version)
- 11 ACTS Prayer Song (Full Version)

listen to or download songs for free at <https://praisefactory.org:Deep Down Detectives Music page>

Why the Extra Songs?

Deep Down Detectives is a curriculum used by a wide age-span of kids. Sometimes one of the other songs is a better fit for your kids. Or, you may simply want to teach them more songs on the same Bible Truth. Use as many or as few as you want.

UNIT 12: GOD'S PEOPLE LIVE FOR HIM

- 12 Big Q & A 12 Song
- 13 Big Question 12 Song: How Should God's People Live Each Day?
- 14 Big Question 12 Bible Verse Song: Walk in Love Ephesians 5:1-2, ESV
- 15 Extra Big Question 12 Bible Verse Song: Let Everyone Who Names the Name 2 Timothy 2:19,22, ESV
- 16 Big Question 12 Hymn: Trust and Obey, v.1
- 17 Big Question 12 Praise Song: I Have Decided to Follow Jesus

How Should God's People Live? They Should Live Like Jesus...

Bible Truth 1: By Asking God for His Help

- 18 Bible Verse: Let Us with Confidence Hebrews 4:16, ESV
- 19 Extra Bible Verse: Let Us Then Draw Near Hebrews 4:16, ESV (other version)
- 20 Extra Bible Verse: Help Us, O God of Our Salvation Psalm 79:9, ESV
- 21 Extra Bible Verse: We All With Unveiled Face 2 Corinthians 3:18, ESV

Bible Truth 2: By Loving Him Most of All

- 22 Bible Verse: Hear, O Hear Deuteronomy 6:4-5, ESV
- 23 Extra Bible Verse: Your Steadfast Love Is Better than Life Psalm 63:3-4, ESV

Bible Truth 3: By Loving Other People as God Has Loved Them

- 24 Bible Verse: Love 1 Corinthians 13:4-8, ESV
- 25 Extra Bible Verse: Love Is Patient 1 Corinthians 13:4-8, ESV

Bible Truth 4: By Trusting God and Being Happy With What He Wants

- 26 Bible Verse: Trust Proverbs 3:5-6, ESV
- 27 Extra Bible Verse: Trust in the LORD Proverbs 3:5-6, ESV (other version)
- 28 Extra Bible Verse: May the God of Hope Romans 15:13, NIV 1984
- 29 Extra Bible Verse: Let the Morning Bring Me Psalm 143:5,8, NIV 1984
- 30 Extra Bible Verse: For a Little While 1 Peter 1:6-7, NIV 1984
- 31 Extra Bible Verse: If God Is for Us Romans 8:31,32,35,37-39, ESV
- 32 Extra Bible Verse: Many Walk as Enemies Philippians 3:18,19,20, ESV
- 33 Extra Bible Verse: You Were Publicly Exposed Hebrews 10:32-36, ESV

Bible Truth 5: By Learning God's Word and Obeying It

- 34 Bible Verse: I Have Stored Up Your Word Psalm 119:11,15-16, ESV
- 35 Extra Bible Verse: If Anyone Loves Me John 14:23, ESV
- 36 Extra Bible Verse: Jesus Answered John 14:23-24, ESV (other version)
- 37 Extra Bible Verse: For We Are God's Workmanship Ephesians 2:10; 6:7-8, NIV 1984

Bible Truth 6: By Saying "No" to Disobeying God

- 38 Bible Verse: No Temptation 1 Corinthians 10:13, ESV
- 39 Extra Bible Verse: No Temptation Has Overtaken You 1 Corinthians 10:13, ESV (other version)
- 40 Extra Bible Verse: Count It All Joy James 1:2-4, ESV

Bible Truth 7: By Telling the Good News of Jesus

- 41 Bible Verse: How Beautiful Romans 10:13-15, ESV
- 42 Extra Bible Verse: Be My Witnesses Acts 1:8, ESV

Bible Truth 8: By Making Much of God

- 43 Bible Verse: Shout with Joy to God Psalm 66:1-3,5,9,16, ESV
- 44 Extra Bible Verse: As Each Has Received a Gift 1 Peter 4:10-11, ESV
- 45 Extra Bible Verse: Gift, Gift, Gift 1 Peter 4:10-11, ESV (other version)
- 46 Extra Bible Verse: I Will Bless the Lord at All Times Psalm 34:1,3,8,10, ESV

Big Question 12, Bible Truth 4 Overview: Key Concepts

p.1

Unit 12: God's People Live for Him

Unit Big Question (and Answer): How Should God's People Live? They Should Live Like Jesus!

Unit Bible Verse: "Be imitators of God, as beloved children. And walk in love, as Christ loved us and gave himself up for us." --Ephesians 5:1-2, ESV

Bible Truth 4 Concept: They Should Live Like Jesus... By Trusting God and Being Happy with What He Wants!

Jesus trusted God, His Father, completely. He knew that what His Father wanted Him to do was always best. He knew His Father would always give Him strength to do whatever He wanted Him to do. Sometimes His Father's plans were very hard, but Jesus knew that His plans were still always best.

God wants His people to trust Him like Jesus did. God promises to always take care of them. He promises that even all the sad or bad things they go through, He will use to do good things. He promises to always give them the Holy Spirit to give them the strength to do what He wants them to do.

Sometimes it is very hard for God's people to keep trusting God and His plans. Sometimes they want to grumble or be mad at God because of what happens to them. But God wants them to keep on trusting Him, even in those very hard times. He wants them to be happy and keep on believing that He is doing what is best for them. He wants them to keep trusting that He will show Himself to be the good and great God He is. For indeed, God IS so very good and great; and, what He has planned is always best!

We can become God's people who trust God, too, when we turn away from our sins and trust in Jesus as our Savior.

Bible Truth 4 Bible Verse: Proverbs 3:5- 6, ESV

"Trust in the LORD with all your heart, and do not lean on your own understanding. In all your ways acknowledge him, and he will make straight your paths."

Learn a Little: "Trust in the LORD with all your heart."

Meaning

These verses remind us that we can always trust the LORD and His good plans, even when we don't understand what He is doing. He wants us not to depend on ourselves or what we see, but on Him, His Word, and His good plans. And when we do, we can know that He will show us what He wants us to do, every day of our lives.

Bible Truth 4 ACTS Prayer

- A** God, we praise You for always being good and deserving of our trust. You are always wise and perfect in everything You do and plan.
- C** God, please forgive us for not trusting You when things happen that we don't like or don't understand. Many times, we start doubting that You know what is best when we should keep on trusting You. We need a Savior!
- T** Thank You, God, for always doing what is best. Thank You that we can always trust You and be happy with what You allow in our lives. Even if we don't understand, we know You do.
- S** God, please work in our hearts. Help us turn away from our sins and trust in Jesus as our Savior. Help us to love You. Help us to trust You with everything in our lives. Help us to be happy with what You choose, even when it is hard and even when we don't understand. In Jesus' name we pray, Amen.

Big Question 12, Bible Truth 4 Overview: Key Concepts**p.2****Bible Truth 4 Story****The Case of the Faith that Faced Fire** *Daniel 1-3***Songs Used in Bible Truth 4**

Big Q & A 12 Song

Big Question 12 Song: How Should God's People Live?

Big Question 12 Bible Verse Song: Walk in Love Ephesians 5:1-2, ESV

Extra Big Question 12 Bible Verse Song: Let Everyone Who Names the Name 2 Timothy 2:19,22, ESV

Big Question 12 Hymn: Trust and Obey, v.1


Big Question 12 Praise Song: I Have Decided to Follow Jesus

Bible Truth 4 Bible Verse Song: Trust Proverbs 3:5-6, ESV


*Extra Bible Truth 4 Bible Verse Song: Trust in the LORD Proverbs 3:5-6, ESV**Extra Bible Truth 4 Bible Verse Song: May the God of Hope Romans 15:13, NIV 1984**Extra Bible Truth 4 Bible Verse Song: Let the Morning Bring Me Psalm 143:5,8, NIV 1984**Extra Bible Truth 4 Bible Verse Song: For a Little While 1 Peter 1:6-7, NIV 1984**Extra Bible Truth 4 Bible Verse Song: Many Walk as Enemies Philippians 3:18,19,20, ESV**Extra Bible Truth 4 Bible Verse Song: You Were Publicly Exposed Hebrews 10:32-36, ESV**listen to or download songs for free at <https://praisefactory.org>: Deep Down Detectives Music page*

1. GETTING STARTED

 = follow the stars for a short & simple lesson plan

<p>Intake Activity Ideas</p>	<p>Choose one of these open-ended activities to include children as they join the class:</p>
<p>Free Play Time <i>suggestions in Appendix D</i></p>	<p> Offer your own or some of the easy-to-make, free play activities suggested in Appendix D.</p>
<p>OR Sing-along Music Time <i>lyrics and sheet music, Appendix A</i></p> <p><i>listen to or download songs for free at https://praisefactory.org:Deep Down Detectives Music page</i></p>	<p>Music from Deep Down Detectives (DDD) ESV Songs 12:</p> <p>Big Q & A 12 Song DDD ESV Songs 12, track 12</p> <p>Big Question 12 Song DDD ESV Songs 12, track 13</p> <p>Big Question 12 (Unit) Bible Verse Song: Walk in Love Ephesians 5:1-2, ESV DDD ESV Songs 12, track 14</p> <p>Extra Big Question 12 (Unit) Bible Verse Song: Let Everyone Who Names the Name 2 Timothy 2:19,22, ESV DDD ESV Songs 12, track 15</p> <p>Big Question 12 Hymn: Trust and Obey, v.1 DDD ESV Songs 12, track 16</p> <p>Big Question 12 Praise Song: I Have Decided to Follow Jesus DDD ESV Songs 12, track 17</p> <p>Big Question 12 Praise Song: God Is So Good DDD ESV Songs 12, track 21</p> <p>Bible Truth 4 Bible Verse Song: Trust Proverbs 3:5-6, ESV DDD ESV Songs 12, track 26</p> <p>Bible Truth 4 Extra Bible Verse Song: Trust in the LORD Proverbs 3:5-6, ESV DDD ESV Songs 12, track 27</p> <p>Bible Truth 4 Extra Bible Verse Song: May the God of Hope Romans 15:13, NIV 1984 DDD ESV Songs 12, track 28</p> <p>Bible Truth 4 Extra Bible Verse Song: Let the Morning Bring Me Psalm 143:5,8, NIV 1984 DDD ESV Songs 12, track 29</p> <p>Bible Truth 4 Extra Bible Verse Song: For a Little While 1 Peter 1:6-7, NIV 1984 DDD ESV Songs 12, track 30</p> <p>Bible Truth 4 Extra Bible Verse Song: If God Is for Us Romans 8:31,32,35,37-39, ESV DDD ESV Songs 12, track 31</p> <p>Bible Truth 4 Extra Bible Verse Song: Many Walk as Enemies Philippians 3:18,19,20, ESV DDD ESV Songs 12, track 32</p> <p>Bible Truth 4 Extra Bible Verse Song: You Were Publicly Exposed Hebrews 10:32-36, ESV DDD ESV Songs 12, track 33</p> <p><i>Add more fun to Sing-along Music Time by adding a Music, Movement & Memory Activity. These activities are listed on p.10 of this lesson plan with the Response Activities. Instructions found in Appendix B.</i></p>
<p>OR Bible Verse Memory Game <i>instructions found in Appendix B</i></p>	<p>Lesson 1 Game: Detective Mission Madness Practice</p> <p>Lesson 2 Game: Duck, Duck, Goose</p> <p>Lesson 3 Game: Slap, Clap and Stack</p> <p><i>These activities are also included on p.10 of this lesson plan with the Response Activities.</i></p>

2. OPENING CIRCLE TIME (introduce the Bible Truth and tell the related Bible story)

<p>Gathering the Children <i>lyrics and sheet music, Appendix A</i></p>	<p><i>Sing verse 1 of The Classroom Song to gather the children for Circle Time.</i></p> <p>The Classroom Song, verse 1 DDD ESV Songs 12, track 1</p> <p>Let's gather together to worship God, Let's gather together to worship God, Let's gather together to worship God, Come gather here with me!</p>
<p>Welcome to Deep Down Detectives</p>	<p> "Welcome to Deep Down Detectives. We're so glad you've joined us! Detectives are people who look for answers to questions. In Deep Down Detectives, we look for answers to big questions about God. We dig deep down in the truths of God's Word to find them."</p>

2. OPENING CIRCLE TIME, continued



= follow the stars for a short & simple lesson plan

<p>Deep Down Detectives Theme Song</p> <p><i>lyrics and sheet music, Appendix A</i></p>	<p>"Let's sing our Deep Down Detectives Theme Song."</p> <p>★ Deep Down Detectives Theme Song DDD ESV Songs 12, track 5</p> <p>We're Deep Down Detectives, diggin' deep in God's Word, For truths about God and His plans for this world, We're seeking to love Him, with all of our heart, We're Deep Down Detectives! Come on! Let's start!</p>
<p>Classroom Rules Song</p> <p><i>lyrics and sheet music, Appendix A</i></p>	<p>There are two very important things that Deep Down Detectives do together: we worship God and we love one another. Our Classroom Rules Song reminds us how we should act. Let's sing it."</p> <p>Classroom Rules Song DDD ESV Songs 12, track 6</p> <p>Shh, be quiet while someone is talking, Raise your hand, if you have something to say, Don't touch your friend, sitting beside you, Obey your teachers, Be kind as you play. These are our classroom rules, These are our classroom rules, They help us worship God and love one another, These are our classroom rules.</p>
<p>Opening Prayer Time</p> <p><i>lyrics and sheet music, Appendix A</i></p>	<p>"Children, we need God's help to keep these rules. Let's ask Him to help us right now. Let's get ready and pray."</p> <p>Let's Pray DDD ESV Songs 12, track 7</p> <p>1-2-3! Fold your hands, Bow your head, Close your eyes. Let's pray! (<i>repeat</i>)</p> <p>"Let's pray:"</p> <p>★ Opening Prayer</p> <p>Dear Lord, We're so glad to get to gather together to worship You! Please help us keep the classroom rules. Please help us to love You and learn about You today. In Jesus' name we pray. Amen.</p>

2. OPENING CIRCLE TIME, continued

★ = follow the stars for a short & simple lesson plan

Reveal the Big Question
Introduce the Big Question Box/Briefcase

lyrics and sheet music, Appendix A

“Detectives INVESTIGATE things. That means they ask questions and look for answers. Deep Down Detectives investigate big questions about God. The Big Question we are investigating today is right inside our Big Question Box/Briefcase.

The Big Question Box Song

DDD ESV Songs 12, track 8

We’ve got a big box,
All closed up and locked,
Filled with the truths of God’s Word.

We’ve got a brief case,
There’s no time to waste,
Come on, kids, let’s open it up!

The Big Question under Investigation

VISUAL AID



of BQB

Big Question & Answer Sign, front side

**found in the DDD Unit 12 Visual Aids, ESV Book*

Ok, who would like to open for me and pull out the Big Question?”

Choose a child to open the box/briefcase, take out the Big Question and hand it to you, then hold up the Big Question sign for all the children to see, and say:

★ The Big Question we are investigating today is Big Question Number 12:

How Should God’s People Live?

and the Answer is:

They Should Live Like Jesus!

Big Question Meaning

★ We become God’s people when we turn away from our sins and trust in Jesus as our Savior. When we do, God forgives our sins, and we begin a whole new way of life. God’s people no longer live life just to please themselves. They want to honor God with their whole lives, like Jesus did. They seek to love God most of all and love all people, too.

Big Question Songs ★ “Let’s sing our Big Question Song:

Big Q & A 12 Song

lyrics and sheet music, Appendix A

Big Q & A 12 Song

(adapted version of “Twinkle, Twinkle, Little Star”)

DDD ESV Songs 12, track 12

How should God’s people live each day?
They should live like Jesus!
How should God’s people live each day?
How should God’s people live each day?
How should God’s people live each day?
They should live like Jesus!

2. OPENING CIRCLE TIME, continued



= follow the stars for a short & simple lesson plan

<p>Learning about the Big Question (use one or both)</p> <p>★</p>	<p>Repeat the Big Question and Answer again: "How Should God's People Live? They Should Live Like Jesus!"</p> <p>Say: "Hmmm, I wonder what that means... Let's do our action rhyme/sing our song that explains it."</p> <p>Then do the action rhyme or sing the song using any of the optional motions suggested, if desired.</p>	
<p>Big Question Action Rhyme</p>	<p>Big Question 12 Action Rhyme</p> <p>Jesus loved God, I should, too! Jesus loved others, I should, too! Jesus prayed to God, I should, too! Jesus obeyed God, I should, too!</p> <p>God wants me to live like Jesus, In everything I think and say and do!</p>	<p>(POSSIBLE ACTIONS)</p> <p>Point up to God in heaven Point to self Point out to others Point to self Make prayer hands Point to self Point up to God in heaven Point to self</p> <p>Point up to God in heaven Touch head, mouth and walk in place</p>
<p>Big Question (Action Rhyme) Song</p> <p>★</p> <p><i>lyrics and sheet music, Appendix A</i></p>	<p>Big Question 12 (Action Rhyme) Song</p> <p style="text-align: right;"><i>DDD ESV Songs 12, track 13</i></p> <p>(POSSIBLE ACTIONS)</p> <p>Refrain: How should God's people live? How should God's people live? How should God's people live? They should live like Jesus!</p> <p>Point up to God in heaven</p> <p>Verse 1 Jesus loved God most of all, He loved all people, too, In all that He did and said and thought, He loved them thru and thru. (Refrain)</p> <p>Point out to others Touch heart</p> <p>Verse 2 God's people should love God most of all, They should love others, too, And God the Holy Spirit, Will help them in all they do. (Refrain)</p> <p>Point up to God in heaven Point out to others</p> <p>Touch heart</p>	

2. OPENING CIRCLE TIME, continued

★ = follow the stars for a short & simple lesson plan

Learning the Bible Truth

VISUAL take out
AID



of BQB

VISUAL AID

All the Bible Truths Sign

★ "They Should Live Like Jesus" is a good beginning, but there's so more to learn. So it's time for us to dig down even deeper for more answers to our Big Question about God. We're going to be learning **EIGHT** Bible truths that all tell us more about what the God is like.

Who would like to hand me the picture with our eight Bible truths on it? It's in the Big Question Box/Briefcase." *Choose a child to get it and hand it to you, then hold it up and show them the pictures of the eight truths they will be learning.*

Bible Truth Clue

VISUAL take out
AID



of BQB

Bible Truth Clue Sign,
front side
VISUAL AID

After everyone has had a good look, say...

"Ok, we've learned three truths about how to live for God. They are: "By Asking God for His Help," "By Loving God Most of All," and "By Loving Other People as God Has Loved Them." (point to pictures as you identify each Bible Truth). Now let's look at our Bible Truth Clue sign and see if we can figure out which of these eight truths we will be learning about today. Who would like to get it out of the Big Question Briefcase for me?"

Choose a child to open the briefcase, take out the Bible Truth Clue sign and hand it to you. Hold up the front side for the children to see. Cover up the answer, written along the bottom, and say:

**"How Should God's People Live?
They Should Live Like Jesus!
By Trusting God and Being ___ with What He Wants!"**

Hint

We're missing one word. Here's the hint to what the missing word is. It says: "What is the opposite of being sad? It starts with an "H" and it rhymes with "snappy."

Can you guess? It's "HAPPY."

So, the Bible Truth we are learning today is:
(uncover answer from bottom of sign, show it to them and say:)

★ **"How Should God's People Live?
They Should Live Like Jesus!
By Trusting God and Being HAPPY with What He Wants!"**

And here is what this Bible Truth means: *(read the meaning off of the back of the sign, say:)*

Bible Truth Meaning

★ Jesus trusted God, His Father, completely. He knew that what His Father wanted Him to do was always best. He knew His Father would always give Him strength to do whatever He wanted Him to do. Sometimes His Father's plans were very hard, but Jesus knew that His plans were still always best.

God wants His people to trust Him like Jesus did. God promises to always take care of them. He promises that even all the sad or bad things they go through, He will use to do good things. He promises to always give them the Holy Spirit to give them the strength to do what He wants them to do.

Sometimes it is very hard for God's people to keep trusting God and His plans. Sometimes they want to grumble or be mad at God because of what happens to them. But God wants them to keep on trusting Him, even in those very hard times. He wants them to be happy and keep on believing that He is doing what is best for them. He wants them to keep trusting that He will show Himself to be the good and great God He is. For indeed, God IS so very good and great; and, what He has planned is always best!

We can become God's people who trust God, too, when we turn away from our sins and trust in Jesus as our Savior.

Lesson Plan: Big Question 12, Bible Truth use with all THREE lessons

2. OPENING CIRCLE TIME, continued



= follow the stars for a short & simple lesson plan

Learning the Bible Verse

"And how do I know this is true? God tells me so in His special book, the Bible."

The Bible Chant Song

Say or sing the Bible Chant Song.

lyrics and sheet music, Appendix A

The Bible Chant Song

DDD ESV Songs 12, track 9

The Bible, the Bible,
Let's get out the Bible.
Let's hear what God has to say.
The Bible, the Bible,
God's given us the Bible.
It's His Word for us to learn and obey! Yay!

Bible Verse

DDD 12.4 Bible Verse-front side (in the DDD Bible folder)

"Who would like to get our Bible folder out of the Big Question Briefcase for me?"

VISUAL AID Place verse in take out



Choose a child to open the briefcase, take out the "Bible" folder and hand it to you. Remove the Bible Verse Picture from the "Bible" folder and hold it up for all the children to see, then say:

Proverbs 3:5-6 tells us:

Proverbs 3:5-6, ESV

*found in the DDD Unit 12 Visual Aids, ESV Book

"Trust in the LORD with all your heart, and do not lean on your own understanding. In all your ways acknowledge him, and he will make straight your paths."


Learn a Little: "Trust in the LORD with all your heart."

Bible Verse Meaning

What does that mean?

These verses remind us that we can always trust the LORD and His good plans, even when we don't understand what He is doing. He wants us not to depend on ourselves or what we see, but on Him, His Word, and His good plans. And when we do, we can know that He will show us what He wants us to do, every day of our lives.

2. OPENING CIRCLE TIME, continued

 = follow the stars for a short & simple lesson plan

**Bible Verse
Song**

*lyrics and sheet music,
Appendix A*

You might also enjoy:

*Trust in the LORD
Proverbs 3:5-6, ESV V
DDD ESV Songs 12,
track 27*

*May the God of Hope:
Romans 15:13, NIV 1984
DDD ESV Songs 12,
track 28*

*Let the Morning Bring Me
Psalm 143:5,8, NIV 1984
DDD ESV Songs 12,
track 29*

*For a Little While
1 Peter 1:6-7, NIV 1984
DDD ESV Songs 12,
track 30*

*If God Is for Us
Romans 8:31,32,35,37-39,
ESV
DDD ESV Songs 12,
track 31*

*Many Walk as Enemies
Philippians 3:18,19,20, ESV
DDD ESV Songs 12,
track 32*

*You Were Publicly Exposed
Hebrews 10:32-36, ESV
DDD ESV Songs 12,
track 33*

We've said our Bible verse, now let's sing it!

Trust: Proverbs 3:5-6


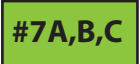

DDD ESV Songs 12, track 26

Trust in the LORD,
Trust in the LORD,
Trust in the LORD with all your heart,
And do not lean,
And do not lean,
On your own understanding,
In all your ways, acknowledge Him,
In all your ways acknowledge Him,
And He will make straight your paths,
And He will make straight your paths.
Proverbs Three, five and six.

2. OPENING CIRCLE TIME, continued



= follow the stars for a short & simple lesson plan

<p>Getting into the Case</p>	<p>"Now it's time to do a bit more deep down investigating. Let's see what Detective Dan wants us to help him figure out. Would someone like to get it out for me?"</p>
<p>Listening Assignments</p> <p>Place in  take out  of BQB</p>	<p>NOTE: Listening assignments are most suitable for ages 3+. Skip straight to the Bible story (see bottom of this page), if working with 2 year olds.</p> <p>"Let's open up our listening assignment and see what we are supposed to figure out today.</p> <p>Choose a child to take out the Listening Assignment (from the DDD Bible Folder) and hand it to you. Read Detective Dan's letter to the children that includes the listening assignment. The listening assignments are summarized below:</p>
<p>VISUAL AID</p> <p></p> <p>DDD Unit 12 Visual Aids, ESV</p>	<p>Detective Dan's Lesson #1 Listening Assignment:</p> <p>I need to find out:</p> <ol style="list-style-type: none"> 1. Who did the king order to be thrown into the fire? 2. What did God give them faith to do?
<p>VISUAL AID</p> <p></p> <p>DDD Unit 12 Visual Aids, ESV</p>	<p>Detective Dan's Lesson #2 Listening Assignment:</p> <p>Our Bible Verse is Proverbs 3:5-6:</p> <p>"Trust in the LORD with all your heart, and do not lean on your own understanding. In all your ways acknowledge him, and he will make straight your paths."</p> <p>I need to find out:</p> <ol style="list-style-type: none"> 1. Who had to trust in the Lord in ways far bigger than they could understand? 2. How did the Lord show his faithfulness to them?
<p>VISUAL AID</p> <p></p> <p>*Listening Assignment #3 includes the Assignment Sheet, plus 6 clue pictures*</p> <p>DDD Unit 12 Visual Aids, ESV</p>	<p>Detective Dan's Lesson #3 Listening Assignment:</p> <p>I found six clues, but only 4 of them are in the story. They are: rich clothes, a clock, a hippo, a big statue, a hot fire, and a mighty king. <i>Hold each of them up for the children to see as you identify them.</i></p> <p>I need to figure out:</p> <ol style="list-style-type: none"> 1. Which four belong in our story? 2. Who chose to praise the Lord and keep worshiping him even when it almost cost them their lives?
<p>Tell the Bible Story</p> <p>Place story & pics in  take out  of BQB</p> <p>DDD Unit 12 Visual Aids, ESV</p> <p>Story text included in this book right after this lesson plan and in Visual Aids book</p>	<p>★ Then say, "Ok, Deep Down Detectives! Put on your best listening ears and see if you can hear the answers to Detective Dan's questions. When I finish telling the story, we will see if we can answer all the questions."</p> <p>★ Bible Story: The Case of the Faith that Faced Fire</p> <p><i>Daniel 1-3</i></p> <p><i>Read the Bible Truth story, putting up the storyboard pictures as you tell it. Then, have the children answer the listening assignment. Present the gospel and lead in prayer.</i></p> <p>*Answers to questions; the gospel; and, ACTS prayer are included with the story text.*</p>

Lesson Plan: Big Question 12, Bible Truth 4

use with all THREE lessons

2. OPENING CIRCLE TIME, continued

★ = follow the stars for a short & simple lesson plan

<p>Story Response Song(s)</p> <p>Hymn</p> <p><i>lyrics and sheet music, Appendix A</i></p>	<p><i>As attention span and time allow, you might want to end with one of the following songs which also tie in with the unit. If desired, use the Music and Movement activity ideas while singing (listed with the Response Activities).</i></p> <p>Trust and Obey <i>DDD ESV Songs 12, track 15</i></p> <p>Verse 1</p> <p>When we walk with the Lord, In the light of His Word, What a glory He sheds on our way! While we do His good will; He abides with us still, And with all who will trust and obey.</p> <p>Refrain</p> <p>Trust and obey, For there's no other way, To be happy in Jesus, But to trust and obey.</p> <p>Tie-in: "How should God's people live each day? They should live like Jesus! God's people live like Jesus when they trust and obey God. Jesus always trusted and obeyed His Father in heaven, even when it was very, very hard. God's people go through hard things, too. They might want to be afraid or sad. They might want to be unhappy, but they don't need to be. They can trust God and keep on obeying Him. God will never stop caring for them! God has promised to care for His people every day of their lives. We can become God's people when we turn from our sins and trust in Jesus as our Savior."</p>
--	---






<p>Praise Song</p> <p><i>lyrics and sheet music, Appendix A</i></p>	<p>Praise Song: I Have Decided to Follow Jesus <i>DDD ESV Songs 12, track 16</i></p> <p>I have decided to follow Jesus, I have decided to follow Jesus, I have decided to follow Jesus, No turning back, no turning back..</p> <p>Tie-in: "How should God's people live each day? They should live like Jesus! The Lord wants us to decide--that is, to say "Yes, I will!"-- to live like Jesus each day. He wants us to love and obey Him. That's what it means to follow Jesus. Let's sing a song about following Jesus."</p>
--	--

3. TAKING ACTION: Response Activities *(choose from among these activities)*

<p>Transition to Activities</p>	<p>★ Well, Deep Down Detectives, you've done a great job diggin' deep down for answers in the truths of God's Word. Now it's time to enjoy some activities."</p> <p><i>Tell children what activity/s you are providing for them: either free play or some of the response activities listed below. When you are ready to dismiss them, use this song to help the children transition in an orderly fashion to their next activity.</i></p>
--	--

<p>Classroom Song, verse 2</p> <p><i>lyrics and sheet music, Appendix A</i></p>	<p>"Children, let's sing our Time to Play Song. When we are finished you may get up and walk over to our next activity."</p> <p>Classroom Song, verse 2 <i>DDD ESV Songs 12, track 2</i></p> <p>We've gathered together to worship God, We've gathered together to worship God, And now it's time to play.</p> <p><i>Dismiss the children to whatever activities you have prepared for them to do.</i></p>
--	--

3. TAKING ACTION: Response Activities (choose from among these activities) ★ = short & simple lesson plan

<p>Response Activities</p>	<p>Choose one or more activities appropriate for your children, based on classroom time and developmental needs. Add the Discussion Sheet to any activity for deeper learning. ★</p>
<p>Bible Verse Memory Game</p> <p><i>game directions, Appendix B</i></p>	<p>Though listed with the opening activities, you may choose to use this Bible verse game here instead (or as a repeat).</p> <ul style="list-style-type: none"> Lesson 1 Game: Detective Mission Madness Practice Lesson 2 Game: Duck, Duck, Goose Lesson 3 Game: Slap, Clap and Stack <p>Use the Discussion Sheet with this activity for even deeper learning ★</p>  <p>Discussion Questions</p>
<p>Music, Movement & Memory Activity</p> <p><i>game directions, Appendix B</i></p>	<p>A music activity that uses the songs from the Bible Truth and Big Question unit.</p> <ul style="list-style-type: none"> DDD Songs for this Bible Truth, plus: Lesson 1 Activity: March 'n' Say Lesson 2 Activity: Clap, Tap and Say Lesson 3 Activity: Block Clappers <p>Use the Discussion Sheet with this activity for even deeper learning ★</p>  <p>Discussion Questions</p>
<p>Bible Story Review Game</p> <p><i>game directions, Appendix B</i></p>	<p>A game that uses the storyboard pictures from the story to review the story.</p> <ul style="list-style-type: none"> Lesson 1 Game: Who's Inside? Lesson 2 Game: Fix Up the Mix Up Lesson 3 Game: Take Me through the Tunnel <p>Use the Discussion Sheet with this activity for even deeper learning ★</p>  <p>Discussion Questions</p>
<p>Coloring Pages/ Take Home Sheets</p> <p><i>in Appendix C</i></p> <p>★</p>	<p>A coloring page related to the lesson assignment question is provided for each lesson. On the back of each are the key concepts, a few questions and a song for parents to use with their children.</p> <p>NOTE: Upgrade your coloring sheet to a more interesting craft by offering simple embellishments, such as jiggly eyes, craft sand, glitter, glitter glue, colored paper dots (made with a hole punch), fabric scraps, etc. Make cut-to-size glued-on clothes, hair, etc for characters by using a copy of the coloring sheet, cutting out the selected portions and making them the patterns for whatever you want to cut out of fabric, paper, foil, etc.</p> <ul style="list-style-type: none"> Lesson 1 Coloring Sheet Emphasis: Bible Truth Lesson 2 Coloring Sheet Emphasis: Bible Verse Lesson 3 Coloring Sheet Emphasis: ACTS Prayer <p>Use the Discussion Sheet with this activity for even deeper learning ★</p>  <p>Discussion Questions</p>
<p>Extra Crafts: Big Question Craft</p> <p><i>in Appendix C</i></p> <p>Bible Verse Craft</p> <p><i>in Appendix C</i></p> <p>Bible Story Puzzle</p> <p><i>in Appendix C</i></p>	<p>These crafts are slightly more complex than the coloring/take home sheets:</p> <p>The Bible Concept Go-and-Tell Craft is a craft that summarizes the Bible concept and includes the Bible verse is included for those desiring more than a coloring sheet. This more complex craft will involve gluing, sticking, etc. Can be used at any time.</p> <p>The Bible Story Coloring Sheet provides a tie in between the Bible story and the Bible truth they are learning.</p> <p>The Storyboard Picture Placement Page has been made into a puzzle that can be cut out and re-assembled by the children. This provides a nice summary of the story.</p> <p>Use the Discussion Sheet with these activities for even deeper learning ★</p>  <p>Discussion Questions</p>
<p>Free Play Activities</p> <p><i>ideas in Appendix D</i></p>	<p>Offer your own or some of the easy-to-make, free play activities suggested in Appendix D.</p>

4. CLOSING CIRCLE TIME *(End-of-session activities for the last 5-10 minutes of class time)*

 = short & simple lesson plan

<p>Transition to Closing Circle</p> <p>Classroom Song, verse 3</p> <p><i>lyrics and sheet music, Appendix A</i></p>	<p><i>Use this song to help the children transition in an orderly fashion. Start singing this song and ask the children to gather with you for Closing Circle Time.</i></p> <p>Classroom Song, verse 3 <i>DDD ESV Songs 12, track 3</i></p> <p>It's time to get ready to go and tell, It's time to get ready to go and tell, Come gather here with me.</p>
<p>Closing Circle Time</p> <p>Classroom Song, verse 4</p> <p><i>lyrics and sheet music, Appendix A</i></p>	<p><i>When children are settled in the circle, say:</i></p> <p>"It's almost time for your parents to come pick you up. And do you know what that means? It means.... (draw this out to build anticipation and excitement)...that it's almost time to go home and...it's almost time to...Go and Tell! We have learned some big news about God today. God wants us to take and tell it to the whole world!"</p> <p>Classroom Song, verse 4 <i>DDD ESV Songs 12, track 4</i></p> <p>So what's our big news to go and tell, So what's our big news to go and tell, Can you tell me now?</p>
<p>Big News to Tell</p> <p>Big Question 12</p> <p><i>VISUAL AID</i></p> <div style="border: 1px solid black; background-color: #90EE90; padding: 5px; display: inline-block;">#1</div> <p><i>*found in DDD Unit 12 Visual Aids, ESV Book lyrics and sheet music, Appendix A</i></p> <p>Big Question 12, Bible Truth 4</p> <p><i>VISUAL AID</i></p> <div style="border: 1px solid black; background-color: #90EE90; padding: 5px; display: inline-block;">#3</div>	<p>"Let's see....there's so much big news to tell! There's so much we've learned!</p> <p>First of all, can you tell me the answer to our Big Question: "How Should God's People Live?" <i>Hold up the Bible Truth Clue Picture.</i></p> <p>Say the answer with me: "They Should Live Like Jesus!"</p> <p><i>(If desired, you can sing one/both of the Big Question songs.)</i> <i>DDD ESV Songs 12, tracks 12,13</i></p> <p>And what's one way He does this? What did we learn? <i>Point to the picture.</i></p> <p>"By Trusting God and Being Happy with What He Wants!"</p> <p>"And how do I know this is true? Can you tell me? Say it with me: "The Bible tells me so!" That's right!</p>
<p>Big Question 12 Bible Truth 4 Bible Verse</p> <p><i>VISUAL AID</i></p> <div style="border: 1px solid black; background-color: #90EE90; padding: 5px; display: inline-block;">#4</div> <p><i>*found in the DDD Unit 12 Visual Aids, ESV Book lyrics and sheet music, Appendix A</i></p>	<p>We learned: Proverbs 3:5-6, ESV:</p> <p>"Trust in the LORD with all your heart, and do not lean on your own understanding. In all your ways acknowledge him, and he will make straight your paths."</p> <p>Learn a Little: "Trust in the LORD with all your heart."</p> <p>These verses remind us that we can always trust the LORD and His good plans, even when we don't understand what He is doing. He wants us not to depend on ourselves or what we see, but on Him, His Word, and His good plans. And when we do, we can know that He will show us what He wants us to do, every day of our lives.</p> <p><i>(If desired, you can sing the Bible verse song.)</i> <i>DDD ESV Songs 12, track 26</i></p>

4. CLOSING CIRCLE TIME, continued



= follow the stars for a short & simple lesson plan

<p>Closing ACTS Prayer Time</p> <p>ACTS Prayer Chant</p> <p><i>lyrics and sheet music, Appendix A</i></p>	<p><i>Let's ask God to help us to remember this and even tell others this good news. Let's get ready and pray our ACTS prayer.</i></p> <p><i>And what does ACTS mean? Let's sing/say our ACTS Prayer Chant!</i></p> <p>ACTS Prayer Chant Song <i>DDDESV Songs 12, tracks 10,11</i></p> <p>A, Adoration, God, we praise You! C, Confession, Forgive us our sins. T, Thanksgiving, Thank You for Jesus, S, Supplication, Help us to live like Him.</p> <p style="text-align: right;">That's the ACTS prayer, my friend, Bow your head, Close your eyes, Shhh, Let's begin.</p>
<p>Closing ACTS Prayer</p>	<p>"Let's pray!"</p> <p><i>Lead the children in the ACTS prayer for this Bible Truth.</i></p> <p>A God, we praise You for always being good and deserving of our trust. You are always wise and perfect in everything You do and plan.</p> <p>C God, please forgive us for not trusting You when things happen that we don't like or don't understand. Many times, we start doubting that You know what is best when we should keep on trusting You. We need a Savior!</p> <p>T Thank You, God, for always doing what is best. Thank You that we can always trust You and be happy with what You allow in our lives. Even if we don't understand, we know You do.</p> <p>S God, please work in our hearts. Help us turn away from our sins and trust in Jesus as our Savior. Help us to love You. Help us to trust You with everything in our lives. Help us to be happy with what You choose, even when it is hard and even when we don't understand. In Jesus' name we pray, Amen.</p>
<p>5. TAKING IT HOME <i>(Take Home Sheet)</i></p>	
<p>Clean up and Dismissal </p>	<p>"Now it's time to work together and clean up." <i>Have the children join you in cleaning up the room.</i></p>
<p>Coloring Pages/ Take Home Sheets </p> <p><i>in Appendix C</i></p>	<p><i>Give out the craft/take home sheet and any other papers from the session, as you dismiss children from class.</i></p> <p><i>(Reminder: The back side of the coloring page is the take home sheet for each lesson.)</i></p>
<p>Bible Story to Take-Home</p> <p><i>in Appendix C</i></p>	<p>You may also want to include a copy of the story along with the take home sheet. (However, each coloring sheet/take home sheet includes a note to parents telling where they can download the story from the Parent Resources section on the website.</p>

The Case of the Faith that Faced Fire*Daniel 1-3***Story-telling Tips**

Ahead of time:

1. Read the Bible verses and story. Pray!
2. Choose story action cues and prepare storyboard figures/story scenes, if using. (In Visual Aids book)
3. Practice telling story with the storyboard pictures, timing your presentation. Shorten, if necessary.

During your presentation:

1. Maintain as much eye contact as possible as you tell the story.
2. Put up storyboard figures/add story action cues/hold up storybook scenes as you tell the story. Allow the children to help you put them on the board, if desired.
3. Include the children in your story with a few questions about what they think will happen or words/concepts that might be new to them.
4. Watch the kids for signs that their attention span has been reached. Shorten, if necessary.

INTRODUCTION/ LISTENING ASSIGNMENTS

"Our story is called: The Case of the Faith that Faced Fire. Here is your listening assignment." Read from Detective Dan's Listening Assignment signs, but questions are summarized below:

Detective Dan's Lesson #1 Listening Assignment:

I need to find out:

1. Who did the king order to be thrown into the fire?
2. What did God give them faith to do?

Detective Dan's Lesson #2 Listening Assignment:**Our Bible Verse is Proverbs 3:5-6:**

"Trust in the LORD with all your heart, and do not lean on your own understanding. In all your ways acknowledge him, and he will make straight your paths."

I need to find out:

1. Who had to trust in the Lord in ways far bigger than they could understand?
2. How did the Lord show his faithfulness to them?

Detective Dan's Lesson #3 Listening Assignment:

I found six clues, but only 4 of them are in the story.

They are: rich clothes, a clock, a hippo, a big statue, a hot fire, and a mighty king. *Hold each of them up for the children to see as you identify them.*

I need to figure out:

1. Which four belong in our story?
2. Who chose to praise the Lord and keep worshiping him even when it almost cost them their lives?

Read the assignment questions, THEN SAY,

"Ok, Deep Down Detectives! Put on your best listening ears and see if you can hear the answers to Detective Dan's questions. When I finish telling the story, we will see if we can answer all the questions."

Read the Bible Truth story, answer questions, present the gospel and lead in prayer.

Answers to questions; the gospel; and, ACTS prayer are included with the story text.

The Case of the Faith that Faced Fire *Daniel 1-3**Story with lines separating paragraphs (text in bold, optional interaction cues in italics)*

“March, march, march!” Enemy soldiers marched into Jerusalem. They tore down the Temple. They burned up the city. And now, they were forcing Shadrach, Meshach, Abednego, and many others to leave Jerusalem and go far away to Babylon to be their slaves.

Shadrach, Meshach, and Abednego were sad to leave their home and work for their enemies; but, they remembered the LORD’s messages through His prophets Isaiah, Jeremiah and Ezekiel.

“You people of Judah have kept on disobeying Me and worshipping fake gods. I’ve been patient for a long time. I’ve warned you and urged you to change, but you still disobey Me. Now, I will let your enemies attack you and take you away to work for them in Babylon,” the LORD told them. **“I’m punishing you that you might turn from your sins and return to Me.”**

“Don’t be afraid. I’ll take care of you. I’ll be with you. I’ll change your hearts with my Spirit, so you’ll want to obey Me. I’ll bring you back home to Judah,” He comforted them. **“And best of all, one day, I’ll send a Savior to save you from your sins. So, trust in Me! Be happy with what I want! I am the LORD, the great, one, true God,”** the LORD promised them.

Shadrach, Meshach, and Abednego held onto the LORD’s promises. They chose to trust in Him and be happy with what He wanted, even though they had to live far away in Babylon and work for their enemies.

Now, there was a mighty king who ruled over Babylon. He had a BIG name. Are you ready for it? It’s King Nebuchadnezzar!

Can you say Nebuchadnezzar?

King Nebuchadnezzar had a helper named Ashpenaz. Ashpenaz had a very important job. He was supposed to pick out the smartest, most handsome, young men from among the slaves and teach them to be new helpers for King Nebuchadnezzar. When Ashpenaz looked among the people of Judah for the smartest, most handsome, young men, who do you think he picked?

Can you guess who?

He picked Shadrach, Meshach, and Abednego!

“Come with me. You’re the kind of men King Nebuchadnezzar wants for his new helpers,” Ashpenaz told them. **“You are to go to the King’s helper school. You’ll eat the best food and wear the finest robes and hats,”** Ashpenaz told them. **“You’ll learn about mighty King Nebuchadnezzar and the great gods of Babylon. Then, you’ll work in the king’s beautiful palace and help him make good decisions,”** Ashpenaz explained.

Story with lines separating paragraphs (text in bold, optional interaction cues in italics)

Wow! What a good life King Nebuchadnezzar was offering Shadrach, Meshach, and Abednego! The best food to eat, the finest robes and hats to wear, and the honor of working in the rich palace of the mighty king, himself! What could be better than this?

What food do you think is the best food? What would it be like to work for a mighty king?

But Shadrach, Meshach, and Abednego knew the truth. King Nebuchadnezzar was being tricky! He was giving them all these nice things so they would forget their home, the LORD, and the Bible, God's Word. Nebuchadnezzar wanted them to honor him and his fake gods instead!

And what would happen to Shadrach, Meshach, and Abednego if they didn't honor King Nebuchadnezzar and his fake gods? They were soon to find out.

What do you think? What would the king do?

King Nebuchadnezzar was very proud of himself. "I am the greatest king on earth! Look at all the lands I've captured and all the people I've made into my workers," he boasted.

"I'm going to make a great, golden statue for everyone to worship," he decided. "Then, everyone will honor me and serve the great gods I worship."

King Nebuchadnezzar ordered his workers to get started. "Build me a great, golden statue. Make it as high as a tall building. Put it where everyone can gather around it and worship it," the king told them.

The workers obeyed the king. They built the great, golden statue, just as the king ordered. And when it was finished, oh, how tall it was! And oh, how golden it was! It was amazing!

Then, King Nebuchadnezzar sent word to all the people: "When the musicians play their music, you are to fall down and worship the golden statue. This shows you honor me and serve my gods," he said.

"But if anyone refuses to worship, I'll have him thrown straight into a hot, fiery furnace," the king warned.

No one wanted to be thrown into the furnace and die. So, when the musicians played their music, Everyone was quick to obey. They all fell down before the statue and worshipped.

All, that is, except for three men.

Can you guess who the three were?

Shadrach, Meshach, and Abednego!

Story with lines separating paragraphs (text in bold, optional interaction cues in italics)

Yes, these three men **REFUSED** to fall down and worship that great, golden statue. The LORD was the only God they worshipped. He alone was the one, true God, and Shadrach, Meshach, and Abednego knew it. They weren't going to stop worshipping the LORD, even though the king threatened to throw them in a fiery furnace. So, there they stood while everyone else bowed down, sure that someone would notice.

Someone did notice! They went straight to the king with the news. "Shadrach, Meshach, and Abednego don't care about you or your gods," they exclaimed. "They refuse to fall down and worship your great, golden statue," they told the king.

Nebuchadnezzar was furious! He ordered Shadrach, Meshach, and Abednego to be brought before him. "Listen to the music and fall down before my great, golden statue. Show me that you worship the statue and serve my gods," he ordered. "Do it now or be thrown into the fiery furnace! Furnace! Then, what god can rescue you?" the king demanded.

Was the king right? Was there really no god who could rescue them?

What do you think?

But, there **WAS** a god who could rescue them. It was the LORD! (SB33) Shadrach, Meshach, and Abednego knew it and they remembered the LORD's promises to them. They would keep on worshipping Him. They would trust in Him alone.

They said to the king, "King Nebuchadnezzar, you're wrong. The LORD, the God whom we serve, can deliver us from your hot, fiery furnace if He wants to. And even if He doesn't choose to rescue us, we'll keep on worshipping Him and we'll still be happy with what He wants," they told the king. "The LORD is the one, true God and He knows what is best!"

King Nebuchadnezzar was even more furious! Shadrach, Meshach, and Abednego were still refusing to bow down and worship his great, golden statue. Now, they would have to die. "Add more wood to the fire! Make it seven times hotter! Tie up these men and throw them in!" the king ordered.

Soon, the fire was raging hot. It was so hot that the king's mighty men died from the heat as they threw Shadrach, Meshach, and Abednego into the flames.

What do you think happened to them?

This should have been the end of Shadrach, Meshach, and Abednego, but it wasn't. King Nebuchadnezzar looked into the fiery furnace and was amazed. There were Shadrach, Meshach, and Abednego walking around in the furnace and the flames didn't burn them up. And strangest of all, was the shining, heavenly person with them, protecting them from the fire with God's great power. (Some people think it was an angel, but others think it was Jesus.)

King Nebuchadnezzar could hardly believe his eyes! "Come out of the fire," the king ordered the men. Shadrach, Meshach, and Abednego obeyed. They walked through the flames and out of that hot furnace. They stood before the king, without a burn on their skin or the smell of smoke on their clothes! Amazing!

Story with lines separating paragraphs (text in bold, optional interaction cues in italics)

King Nebuchadnezzar knew there was only one reason why Shadrach, Meshach, and Abednego were not killed or even hurt in that fiery, hot furnace.

Do you know what it was?

It was because the LORD their God really WAS the great, one, true God!! He was to be trusted and worshipped, just like Shadrach, Meshach, and Abednego had said!

No longer did the king want anyone to bow down before his great, golden statue. It was great. It was golden. But it was NOT God! Now the king had a NEW God he wanted everyone to worship--the one, true God. Can you tell me His name?

Can you tell me?

It was the LORD! So, the king sent out a new announcement, "Praise to the God of Shadrach, Meshach, and Abednego. They trusted in Him rather than worship my great, golden statue. He sent His angel to rescue them. These men deserve to be great leaders in my kingdom; and the LORD, their God, deserves all peoples in my kingdom to honor Him," the king declared. "What a great God He is!" And King Nebuchadnezzar was right!

Cracking the Case: (story wrap-up for Listening Assignments)

It's time to see how we did with our Listening Assignment.

Detective Dan's Lesson 1 Listening Assignment:**1. Who did the king order to be thrown into the fire?**

Shadrach, Meshach, and Abednego.

2. What did God give them faith to do? To NOT bow down to the golden statue, but to keep believing and trusting in Him with their whole lives.

For You and Me:

Like Shadrach, Meshach, and Abednego, the LORD wants us to trust Him and be happy with what He wants, even when it is very hard. The LORD is always good, and His plans are always right, even if we don't understand them. And, He promises to always help His people keep trusting in Him, no matter what. How can we become God's people? By turning away from our sins and trusting in Jesus as our Savior. Ask Him to help you trust in Jesus as your Savior, and to help you trust Him with every day of your life! He loves to answer these prayers!

Detective Dan's Lesson 2 Listening Assignment:**Our Bible Verse is Proverbs 3:5- 6, ESV:**

"Trust in the LORD with all your heart, and do not lean on your own understanding. In all your ways acknowledge him, and he will make straight your paths."

1. Who had to trust in the LORD in ways far bigger than they could understand? Shadrach, Meshach, and Abednego.

2. How did the LORD show His faithfulness to them? He helped them to NOT bow down to the golden statue, but to keep on believing and trusting in Him with their whole lives. He protected them from dying in the fiery furnace, too.

For You and Me:

The LORD can always be trusted. He is always up to good. His plans are always perfect. And because He is so much bigger and greater than us, there will be many times when we don't understand the good things He's up to. That's why God's people are told not to lean on their own understanding, but to keep trusting in the LORD. The LORD knows they can't do this on their own. They need His help. And He is happy to give it! He will always give His people everything they need to keep trusting in Him and be happy with what He wants.

We can become God's people, too, when we turn away from our sins and trust in Jesus as our Savior. Then, God will help us trust Him and be happy with what He wants for our lives, too.

Detective Dan's Lesson 3 Listening Assignment:

Our six clues were: rich clothes, a clock, a hippo, a big statue, a hot fire, and a mighty king.

1. Which four belong in our story?

The rich clothes, the big statue, the hot fire, and the mighty king belong.

2. Who chose to praise the Lord and keep worshiping him even when it almost cost them their lives?

Shadrach, Meshach, and Abednego.

For You and Me

Like Shadrach, Meshach, and Abednego, the LORD wants us to trust Him and be happy with what He wants, even when it is very hard. The LORD is always good, and His plans are always right, even if we don't understand them. And, He promises to always help His people keep trusting in Him, no matter what. How can we become God's people? By turning away from our sins and trusting in Jesus as our Savior. Ask Him to help you trust in Jesus as your Savior, and to help you trust Him with every day of your life! He loves to answer these prayers!

The Gospel (story wrap-up if NOT using Listening Assignments)**Our Bible Truth is:****How Should God's People Live?****They Should Live Like Jesus...****By Trusting God and Being Happy with What He Wants!**

Shadrach, Meshach, and Abednego were right to trust in the LORD and be happy with what He wanted. The LORD kept all His promises to them and to the people of Israel, for He DID take care of them; He WAS with them. He DID change their hearts; and, He DID bring them back home. And best of all, He DID send His Son, Jesus, to save all who would ever turn away from their sins and trust in Him as their Savior.

Yes, Jesus came and lived a perfect life that pleased God. On the cross, He offered it up to God as the perfect payment for the sins of all who would ever turn away from their sins and trust in Him as their Savior. Jesus suffered and died for God's people that day. But on the third day, He rose up from the grave in victory. He really had beaten sin and death for God's people!

This gift of salvation can be ours, too, when we turn away from our sins and trust in Jesus, He will save us from our sins, too. And we, too, can trust Him and be happy with what He wants, every day of our lives, just like Shadrach, Meshach, and Abednego did.

Close in prayer.

Closing ACTS Prayer

- A** God, we praise You for always being good and deserving of our trust. You are always wise and perfect in everything You do and plan.

- C** God, please forgive us for not trusting You when things happen that we don't like or don't understand. Many times, we start doubting that You know what is best when we should keep on trusting You. We need a Savior!

- T** Thank You, God, for always doing what is best. Thank You that we can always trust You and be happy with what You allow in our lives. Even if we don't understand, we know You do.

- S** God, please work in our hearts. Help us turn away from our sins and trust in Jesus as our Savior. Help us to love You. Help us to trust You with everything in our lives. Help us to be happy with what You choose, even when it is hard and even when we don't understand.

In Jesus' name we pray, Amen.

Go to Lesson Plan, p.9 for the script to the rest of the lesson.

Deep Down Discussion Sheet

use with all THREE lessons

Use with all response activities for deeper learning



P.1

Questions to aid discussion of the key concepts and for use in games

Be familiar with these questions and answers. Look for opportunities to ask questions and discuss their answers, such as while the children work on their coloring pages, as part of their response games, or during play time. Remember: your goal isn't to ask all these questions or only talk to the children about these things. It is to be deliberate in having good conversations with them, however much or little you have.

<p>BIG QUESTION</p> <p>Meaning</p> <p>Discussion Questions</p> <p><i>choose a few</i></p>	<p>How Should God's People Live? They Should Live Like Jesus!</p> <p>We become God's people when we turn away from our sins and trust in Jesus as our Savior. When we do, God forgives our sins, and we begin a whole new way of life. God's people no longer live life just to please themselves. They want to honor God with their whole lives, like Jesus did. They seek to love God most of all and love all people, too.</p> <p>1. How should God's people live each day? <i>They should live like Jesus!</i></p> <p>2. Who did Jesus always love? <i>God.</i></p> <p>3. Who did Jesus always please in everything He felt, thought, said, and did? <i>God.</i></p> <p>4. Are God's people perfect like Jesus? <i>No, they are not.</i></p> <p>5. Who do God's people try to live like? <i>Jesus.</i></p> <p>6. How do God's people try to live like Jesus? <i>They try to love God and please Him in everything they feel, think, say, and do.</i></p> <p>7. How can we become God's people? <i>By turning away from our sins and trusting in Jesus as our Savior.</i></p>
<p>BIBLE TRUTH</p> <p>Meaning</p> <p>Discussion Questions</p> <p><i>choose a few</i></p>	<p>They Should Live Like Jesus... By Trusting God and Being Happy with What He Wants!</p> <p>Jesus trusted God, His Father, completely. He knew that what His Father wanted Him to do was always best. He knew His Father would always give Him strength to do whatever He wanted Him to do. Sometimes His Father's plans were very hard, but Jesus knew that His plans were still always best.</p> <p>God wants His people to trust Him like Jesus did. God promises to always take care of them. He promises that even all the sad or bad things they go through, He will use to do good things. He promises to always give them the Holy Spirit to give them the strength to do what He wants them to do.</p> <p>Sometimes it is very hard for God's people to keep trusting God and His plans. Sometimes they want to grumble or be mad at God because of what happens to them. But God wants them to keep on trusting Him, even in those very hard times. He wants them to be happy and keep on believing that He is doing what is best for them. He wants them to keep trusting that He will show Himself to be the good and great God He is. For indeed, God IS so very good and great; and, what He has planned is always best! We can become God's people who trust God, too, when we turn away from our sins and trust in Jesus as our Savior.</p> <p>1. Who did Jesus trust completely? <i>God, His Father.</i></p> <p>2. What did Jesus think about what God, His Father, wanted Him to do? <i>That it was always best.</i></p> <p>3. Who did Jesus know would give Him strength to do whatever God wanted Him to do? <i>God, His Father.</i></p> <p>4. Who should trust God like Jesus did? <i>God's people.</i></p> <p>5. Who does God always promise to take care of? <i>His people.</i></p> <p>6. What does God promise to do with all the sad and bad things His people go through? <i>To use them to do good things.</i></p> <p>7. Who does God promise to give to His people to help them? <i>The Holy Spirit.</i></p> <p>8. How does God want His people to act about what happens to them? <i>He wants them not to grumble or get mad, but keep trusting Him and be happy that what He plans is best.</i></p> <p>9. How can we become God's people? <i>By turning away from our sins and trusting Jesus as our Savior.</i></p>

Deep Down Discussion Sheet

use with all THREE lessons

P.2

Questions to aid discussion of the key concepts and for use in games

<p>THE GOSPEL</p>	<p>What is God's good news for you and me? <i>The gospel! All of us have chosen to disobey God. We have not wanted His good ways, but to do things our own way. We deserve His punishment. But in His mercy, God sent Jesus to be our Savior. Jesus lived a perfect life and He offered it up as He died on the cross as the full payment for the sins of God's people. On the third day, He rose from the dead. He had beaten sin and death for God's people! Now, all who turn away from their sins and trust in Jesus as their Savior are forgiven and become God's people. We can become God's people, too, if we turn away from our sins and trust in Jesus as our Savior. Ask Him to help you. He loves to answer this prayer!</i></p>
<p>BIBLE TRUTH BIBLE VERSE</p> <p>Meaning</p> <p>Discussion Questions</p> <p><i>choose a few</i></p>	<p>"Trust in the LORD with all your heart, and do not lean on your own understanding. In all your ways acknowledge him, and he will make straight your paths." -- Proverbs 3:5- 6, ESV</p> <p>Learn a Little: "Trust in the LORD with all your heart."</p> <p>These verses remind us that we can always trust the LORD and His good plans, even when we don't understand what He is doing. He wants us not to depend on ourselves or what we see, but on Him, His Word, and His good plans. And when we do, we can know that He will show us what He wants us to do, every day of our lives.</p> <p>1. Who can we always trust? <i>The LORD.</i></p> <p>2. Does God still have good plans, even when we don't understand them? <i>Yes, He does!</i></p> <p>3. What book tells us of God's good plans and promises? <i>The Bible.</i></p> <p>4. When we trust in the LORD with our lives, what can we know He will show us each day? <i>What He wants us to do. How He wants us to live.</i></p> <p>5. What is the best, first step we should take if we want to trust in the LORD? <i>We can ask God to help us to turn away from our sins and trust in Jesus as our Savior. He loves to answer these prayers!</i></p>
<p>BIBLE STORY</p> <p>Discussion Questions</p> <p><i>choose a few</i></p>	<p>The Case of the God Who Would Never Leave</p> <p>1. What was the name of the mighty king of Babylon? <i>King Nebuchadnezzar.</i></p> <p>2. Why were Shadrach, Meshach, and Abednego marching to King Nebuchadnezzar's home? <i>They had been captured and were being made to work for their enemies in their home city.</i></p> <p>3. What did Shadrach, Meshach, and Abednego remember that helped them trust God as their enemies took them away? <i>They remembered God's promises to bring them back home one day; and, to one day even send His Son to save them from their sins.</i></p> <p>4. Why did King N. want to make Shadrach, Meshach, and Abednego his helpers and give them lots of nice things? <i>So they would forget the LORD and their own land.</i></p> <p>5. What did King N want everyone to bow down to? <i>A great, golden idol.</i></p> <p>6. What happened to Shadrach, Meshach, and Abednego when they didn't bow down? <i>They were taken to the king and given another chance to worship the idol, but they would not do it.</i></p> <p>7. Why did Shadrach, Meshach, and Abednego keep on trusting in the LORD and were willing to be thrown into the fiery furnace? <i>They knew the LORD was the one, true God. They know He could save them, if it was His good and perfect will.</i></p> <p>8. What happened to Shadrach, Meshach, and Abednego when they were thrown into the fire? <i>They were not burned up, but protected by God. They were joined by an angel (maybe Jesus).</i></p> <p>9. What did King N. say when he saw that the LORD had protected Shadrach, Meshach, and Abednego? <i>He proclaimed the LORD to be the Most High God and should be honored by all peoples.</i></p> <p>10. What is the best first step God wants us to take in learning to trust Him, like Shadrach, Meshach, and Abednego did? <i>We can ask God to help us to turn away from our sins and trust in Jesus as our Savior. He loves to answer these prayers!</i></p>

DEEP DOWN DETECTIVES

**Curriculum Resources
for Unit 12, Bible Truth 5:**



How Should God's People Live?

They Should Live Like Jesus...

**By Learning God's Word
and Obeying It!**

Session Prep (especially good for newbies!)

Pray!



Pray for the Holy Spirit to be at work in your and the children's hearts.

Review



If new to the curriculum, look at the **Getting Started with Deep Down Detectives section of the Core Curriculum book.** (p.5) It will be especially helpful to read through the Deep Down Detectives section of **The Praise Factory Tour: Extended Version Book.** This is a visual way to understand what goes on in the classroom. (A pdf of the book is found in the samples section on the website.)

Look through and Learn the Lesson



Read over **lesson plan.** Practice any **songs or action rhymes** you are using. Choose/make up motions to go with these. Choose less with younger children and more with older preschoolers. **Practice the lesson with the visual aids** and using the Big Question Box/Briefcase.

Read and Rehearse the Bible Story with Pictures



Read the Bible story from the Bible. Read the curriculum version. Practice telling it with the storyboard pictures. (If you have not previously laminated the story pictures, do that now.) Or, rehearse it from the Simple Story Scenes, if you are using those.

Let There Be Music



Download the music and listen to the songs. Choose which of the songs you will use with the children. If using live musicians, make sure they have the sheet music (Appendix A, Core Curriculum book).

Put the Props in Place



1. Prepare your Visual Aids. Put the Big Question, Unit Bible Truths, Bible Truth, Bible Verse, and Listening Assignment signs, as well as the Bible Story script in one side of the Bible folder.
2. Get out your storyboard. If using Simple Story Scenes, put these in your Bible Folder. Or, if using the individual storyboard figures, put all background pictures in place (they have a BG by the number). Put the rest of the storyboard pictures (these have a SB by the number) in order of use in the other side of the Bible folder.
3. Put the DDD Bible Folder as well as the Big Question sign in the Big Question Box/Briefcase and shut it. If your box/briefcase has locks and you want to use the unlocking the box as part of your session, lock it now....but make sure you have the key or know the code first.
4. Prepare the music CD or sheet music or mp3 device for use in your session.

Set Out Free Play Activities



Choose and set up free time activities you will use with the children. Choose a variety of different activities that will be enjoyed by different types of children. Rotate the activities you provide to keep them interesting and fresh to your children. (Suggestions in Appendix D, Core Curriculum books.)

Prepare Any Activities



Choose which (if any) of the Bible Truth games and crafts activities you want to use in the session. Bear in mind your time frame as well as the developmental abilities and attention span of your children as you decide which/how many to prepare. **Look over the Discussion Sheet** and choose a few questions you might use to spark discussion with the children as they do their activities (especially good for ages 3's+). Pray for God to give you opportunities to talk about these things with the children.

Let Them Take It with Them



Make copies of the craft/take home sheets, if you are not already using them as one of your activities. You may also want to make copies of the story (see take-home version of each story included in Appendix C with the other take home resources) to have for parents to use with their children at home. There's a link on each craft/take home sheet to the story, if you don't make hard copies.

Store It



After your session is over, collect the resources and store them for future use. This curriculum can be used over and over for years to come.

Unit 12: God's People Live for Him

UNIT OVERVIEW

We become God's people when we turn away from our sins and trust in Jesus as our Savior. When we do, God forgives our sins, and we begin a whole new way of life. God's people no longer live life just to please themselves. They want to honor God with their whole lives, like Jesus did. They seek to love God most of all and love all people, too.

In this unit we will learn eight ways that God's people live for Him.

UNIT BIBLE VERSE: Ephesians 5:1-2

"Be imitators of God, as beloved children. And walk in love, as Christ loved us and gave himself up for us."

BIG QUESTION UNDER INVESTIGATION: How Should God's People Live?

ANSWER: They Should Live Like Jesus!

OPTIONAL Big Question 12 INTRODUCTION LESSON (Use Hide 'n' Seek Kids Unit 12 Material)

Story: The Case of the Runaway Who Came Back *Philemon*

Bible Verse: Ephesians 5:1-2

BIBLE TRUTH 1: By Asking God for His Help (3 Lessons Available)

Story: The Case of the Hardest Thing *Matthew 26-28; Mark 14-16; Luke 22-24; John 18-21*

Bible Verse: Hebrews 4:16

BIBLE TRUTH 2: By Loving God Most of All (3 Lessons Available)

Story: The Case of the Man Who Left His Money *Matthew 9; Mark 2; Luke 5*

Bible Verse: Deuteronomy 6:4-5

BIBLE TRUTH 3: By Loving Other People as God Has Loved Them

(3 Lessons Available)

Story: The Case of the Man Who Kept on Loving *Acts 6-7*

Luke 3:15-18, 21-23; John 1:19-34

Bible Verse: 1 Corinthians 13:4-8

BIBLE TRUTH 4: By Trusting God and Being Happy with What He Wants (3 Lessons Available)

Story: The Case of the Faith that Faced Fire *Daniel 1-3*

Bible Verse: Proverbs 3:5-6

➔ BIBLE TRUTH 5: By Learning God's Word and Obeying It (3 Lessons Available)

Story: The Case of the Lost Treasure *2 Kings 22; 23:1-20, 24; 2 Chronicles 34:8-33*

Bible Verse: Psalm 119:11, 15-16

BIBLE TRUTH 6: By Saying "No" to Disobeying God (3 Lessons Available)

Story: The Case of the Escape that Waited *1 Samuel 17:19, 23-24, 27, 31; 2 Samuel 5-6*

Bible Verse: 1 Corinthians 10:13

BIBLE TRUTH 7: By Telling the Good News of Jesus (3 Lessons Available)

Story: The Case of the Beautiful, Busy Feet *Acts*

Bible Verse: Romans 10:13-15

BIBLE TRUTH 8: By Making Much of God (3 Lessons Available)

Story: The Case of the Boastful Man

Acts 7-9, 22; Romans; 1 & 2 Corinthians; Ephesians; Philippians

Bible Verse: Psalm 66:1-3, 5, 16

Deep Down Detectives ESV Songs 12 Track Numbers

This is a listing of all songs mentioned in the unit curriculum. You may or may not choose to use all of the songs. They are listed in easy-reference order--NOT in the order used in the curriculum. You may choose to simply burn a CD/load them onto an mp3 device in this order. Or, you may want to do what we do: choose the songs we want to use and create a play list of them in that order. Then, we burn a CD/upload the play list onto an mp3 device. A teacher only has to click forward to the next song, instead of hunting for the right track. The track number have been included as part of the title of each song, teachers will still have a reference to the track number listed in the curriculum (same as those listed below), even if you change the order on your customized play list.

SONGS USED EVERY UNIT OF THE CURRICULUM

- 1 The Classroom Song v.1
- 2 The Classroom Song v.2
- 3 The Classroom Song v.3
- 4 The Classroom Song v.4
- 5 Deep Down Detectives Theme Song
- 6 The Classroom Rules Song
- 7 Let's Pray Song
- 8 The Big Question Box Song
- 9 The Bible Chant Song
- 10 ACTS Prayer Song (Short Version)
- 11 ACTS Prayer Song (Full Version)

listen to or download songs for free at <https://praisefactory.org:Deep Down Detectives Music page>

Why the Extra Songs?

Deep Down Detectives is a curriculum used by a wide age-span of kids. Sometimes one of the other songs is a better fit for your kids. Or, you may simply want to teach them more songs on the same Bible Truth. Use as many or as few as you want.

UNIT 12: GOD'S PEOPLE LIVE FOR HIM

- 12 Big Q & A 12 Song
- 13 Big Question 12 Song: How Should God's People Live Each Day?
- 14 Big Question 12 Bible Verse Song: Walk in Love Ephesians 5:1-2, ESV
- 15 Extra Big Question 12 Bible Verse Song: Let Everyone Who Names the Name 2 Timothy 2:19,22, ESV
- 16 Big Question 12 Hymn: Trust and Obey, v.1
- 17 Big Question 12 Praise Song: I Have Decided to Follow Jesus

How Should God's People Live? They Should Live Like Jesus...

Bible Truth 1: By Asking God for His Help

- 18 Bible Verse: Let Us with Confidence Hebrews 4:16, ESV
- 19 Extra Bible Verse: Let Us Then Draw Near Hebrews 4:16, ESV (other version)
- 20 Extra Bible Verse: Help Us, O God of Our Salvation Psalm 79:9, ESV
- 21 Extra Bible Verse: We All With Unveiled Face 2 Corinthians 3:18, ESV

Bible Truth 2: By Loving Him Most of All

- 22 Bible Verse: Hear, O Hear Deuteronomy 6:4-5, ESV
- 23 Extra Bible Verse: Your Steadfast Love Is Better than Life Psalm 63:3-4, ESV

Bible Truth 3: By Loving Other People as God Has Loved Them

- 24 Bible Verse: Love 1 Corinthians 13:4-8, ESV
- 25 Extra Bible Verse: Love Is Patient 1 Corinthians 13:4-8, ESV

Bible Truth 4: By Trusting God and Being Happy With What He Wants

- 26 Bible Verse: Trust Proverbs 3:5-6, ESV
- 27 Extra Bible Verse: Trust in the LORD Proverbs 3:5-6, ESV (other version)
- 28 Extra Bible Verse: May the God of Hope Romans 15:13, NIV 1984
- 29 Extra Bible Verse: Let the Morning Bring Me Psalm 143:5,8, NIV 1984
- 30 Extra Bible Verse: For a Little While 1 Peter 1:6-7, NIV 1984
- 31 Extra Bible Verse: If God Is for Us Romans 8:31,32,35,37-39, ESV
- 32 Extra Bible Verse: Many Walk as Enemies Philippians 3:18,19,20, ESV
- 33 Extra Bible Verse: You Were Publicly Exposed Hebrews 10:32-36, ESV

Bible Truth 5: By Learning God's Word and Obeying It

- 34 Bible Verse: I Have Stored Up Your Word Psalm 119:11,15-16, ESV
- 35 Extra Bible Verse: If Anyone Loves Me John 14:23, ESV
- 36 Extra Bible Verse: Jesus Answered John 14:23-24, ESV (other version)
- 37 Extra Bible Verse: For We Are God's Workmanship Ephesians 2:10; 6:7-8, NIV 1984

Bible Truth 6: By Saying "No" to Disobeying God

- 38 Bible Verse: No Temptation 1 Corinthians 10:13, ESV
- 39 Extra Bible Verse: No Temptation Has Overtaken You 1 Corinthians 10:13, ESV (other version)
- 40 Extra Bible Verse: Count It All Joy James 1:2-4, ESV

Bible Truth 7: By Telling the Good News of Jesus

- 41 Bible Verse: How Beautiful Romans 10:13-15, ESV
- 42 Extra Bible Verse: Be My Witnesses Acts 1:8, ESV

Bible Truth 8: By Making Much of God

- 43 Bible Verse: Shout with Joy to God Psalm 66:1-3,5,9,16, ESV
- 44 Extra Bible Verse: As Each Has Received a Gift 1 Peter 4:10-11, ESV
- 45 Extra Bible Verse: Gift, Gift, Gift 1 Peter 4:10-11, ESV (other version)
- 46 Extra Bible Verse: I Will Bless the Lord at All Times Psalm 34:1,3,8,10, ESV

Big Question 12, Bible Truth 5 Overview: Key Concepts

p.1

Unit 12: God's People Live for Him

Unit Big Question (and Answer): How Should God's People Live? They Should Live Like Jesus!

Unit Bible Verse: "Be imitators of God, as beloved children. And walk in love, as Christ loved us and gave himself up for us." --Ephesians 5:1-2, ESV

Bible Truth 5 Concept: They Should Live Like Jesus... By Learning God's Word and Obeying It!

Jesus knew God's Word and obeyed it His whole life. There was nothing about God's Word that Jesus did not know or obey. It was very important that Jesus knew God's Word so well and that He always obeyed it. This was the only way He could be the perfect Savior who could pay for the sins of God's people.

God's Word helped Jesus know how He should live. It gave Him strength to fight temptation and to keep on obeying God, His Father, no matter what. And, when life was hard or sad, it comforted Him with God's good plans and promises.

God's people need to know God's Word well, too. It tells them about God and His good plans. It tells them how He wants them to live. It gives them strength to fight temptation and keep on obeying God, no matter what. And, when life was hard or sad, it comforts them with God's good plans and promises.

How do God's people learn God's Word? By reading it, memorizing it, singing it, and by others teaching it to them. God promises that His Holy Spirit will work in the hearts of His people as they hear His Word. He will help them understand it and obey it. We can become God's people when we turn away from our sins and trust in Jesus as our Savior. He will help us to know and obey His Word, too.

Bible Truth 5 Bible Verse: Psalm 119:11,15,16 ESV

"I have stored up your word in my heart, that I might not sin against you. I will meditate on your precepts and fix my eyes on your ways. I will delight in your statutes; I will not forget your word."

Learn a Little: "I have stored up your word in my heart, that I might not sin against you."

Meaning

God's people delight in God's Word, the Bible. It is full of God's precepts and decrees (His good laws). It tells of His ways (what God is like). They meditate on God's Word (think about what it means); and, even hide it in their hearts (memorize it) so that they might not sin against God. They know that God's Word is not just true. It is also powerful to change them to be more like Jesus. They don't want to neglect it, because they want to know God and please Him more than anything else in life. God can help us delight in His Word, too.

Bible Truth 5 ACTS Prayer

- A** God, we praise You for being the Giver of Your Word, the Bible. Through it, we see how amazing You are.
- C** God, please forgive us for not loving Your Word as we should. Too many times we choose to not read Your Word but do other things instead. Too many times, even when we do read Your Word, we forget it and do not obey it. We need a Savior!
- T** Thank You, God, for telling us so much about Yourself and Your great plans through the Bible. Thank You for telling us about Jesus and how we can be saved when we read it. Thank You for showing us how to live and promising to help us through Your powerful Word.
- S** God, please work in our hearts. Help us turn away from our sins and trust in Jesus as our Savior. Help us to love Your Word, the Bible. Send Your Holy Spirit to help us understand it and obey it. Help us to live like You want us to live. In Jesus' name we pray, Amen.

Big Question 12, Bible Truth 5 Overview: Key Concepts

p.2

Bible Truth 5 Story

The Case of the Lost Treasure *2 Kings 22; 23:1-20; 24; 2 Chronicles 34:8-33*

Songs Used in Bible Truth 5

Big Q & A 12 Song

Big Question 12 Song: How Should God's People Live?

Big Question 12 Bible Verse Song: Walk in Love *Ephesians 5:1-2, ESV*

Extra Big Question 12 Bible Verse Song: Let Everyone Who Names the Name 2 Timothy 2:19,22, ESV

Big Question 12 Hymn: Trust and Obey, v.1

Big Question 12 Praise Song: I Have Decided to Follow Jesus

Bible Truth 5 Bible Verse Song: I Have Stored Up Your Word *Psalms 119:11,15-16, ESV*

Extra Bible Truth 5 Bible Verse Song: If Anyone Loves Me John 14:23, ESV



Extra Bible Truth 5 Bible Verse Song: Jesus Answered John 14:23-24, ESV

Extra Bible Truth 5 Bible Verse Song: For We Are God's Workmanship Ephesians 2:10; 6:7-8, NIV 1984

listen to or download songs for free at <https://praisefactory.org>: Deep Down Detectives Music page

1. GETTING STARTED

 = follow the stars for a short & simple lesson plan

<p>Intake Activity Ideas</p>	<p>Choose one of these open-ended activities to include children as they join the class:</p>
<p>Free Play Time <i>suggestions in Appendix D</i></p>	<p> Offer your own or some of the easy-to-make, free play activities suggested in Appendix D.</p>
<p>OR Sing-along Music Time <i>lyrics and sheet music, Appendix A</i></p> <p><i>listen to or download songs for free at https://praisefactory.org:Deep Down Detectives Music page</i></p>	<p>Music from Deep Down Detectives (DDD) ESV Songs 12:</p> <p>Big Q & A 12 Song <i>DDD ESV Songs 12, track 12</i> Big Question 12 Song <i>DDD ESV Songs 12, track 13</i> Big Question 12 (Unit) Bible Verse Song: Walk in Love Ephesians 5:1-2, ESV <i>DDD ESV Songs 12, track 14</i> Extra Big Question 12 (Unit) Bible Verse Song: Let Everyone Who Names the Name 2 Timothy 2:19,22, ESV <i>DDD ESV Songs 12, track 15</i> Big Question 12 Hymn: Trust and Obey, v.1 <i>DDD ESV Songs 12, track 16</i> Big Question 12 Praise Song: I Have Decided to Follow Jesus <i>DDD ESV Songs 12, track 17</i> Big Question 12 Praise Song: God Is So Good <i>DDD ESV Songs 12, track 21</i> Bible Truth 5 Bible Verse Song: I Have Stored Up Your Word Psalm 119:11,15-16, ESV <i>DDD ESV Songs 12, track 34</i> Bible Truth 5 Extra Bible Verse Song: If Anyone Loves Me John 14:23, ESV <i>DDD ESV Songs 12, track 35</i> Bible Truth 5 Extra Bible Verse Song: Jesus Answered John 14:23-24, ESV <i>DDD ESV Songs 12, track 36</i> Bible Truth 5 Extra Bible Verse Song: For We Are God’s Workmanship Ephesians 2:10; 6:7-8, NIV <i>DDD ESV Songs 12, track 37</i></p> <p><i>Add more fun to Sing-along Music Time by adding a Music, Movement & Memory Activity. These activities are listed on p.10 of this lesson plan with the Response Activities. Instructions found in Appendix B.</i></p>
<p>OR Bible Verse Memory Game <i>instructions found in Appendix B</i></p>	<p>Lesson 1 Game: Simon Says How Lesson 2 Game: Roll ‘n’ Toss Lesson 3 Game: Block Clapping</p> <p><i>These activities are also included on p.10 of this lesson plan with the Response Activities.</i></p>
<p>2. OPENING CIRCLE TIME (<i>introduce the Bible Truth and tell the related Bible story</i>)</p>	
<p>Gathering the Children <i>lyrics and sheet music, Appendix A</i></p>	<p><i>Sing verse 1 of The Classroom Song to gather the children for Circle Time.</i></p> <p>The Classroom Song, verse 1 <i>DDD ESV Songs 12, track 1</i> Let’s gather together to worship God, Let’s gather together to worship God, Let’s gather together to worship God, Come gather here with me!</p>
<p>Welcome to Deep Down Detectives</p>	<p> “Welcome to Deep Down Detectives. We’re so glad you’ve joined us! Detectives are people who look for answers to questions. In Deep Down Detectives, we look for answers to big questions about God. We dig deep down in the truths of God’s Word to find them.”</p>

2. OPENING CIRCLE TIME, continued




= follow the stars for a short & simple lesson plan

<p>Deep Down Detectives Theme Song</p> <p><i>lyrics and sheet music, Appendix A</i></p>	<p>"Let's sing our Deep Down Detectives Theme Song."</p> <p>★ Deep Down Detectives Theme Song DDD ESV Songs 12, track 5</p> <p>We're Deep Down Detectives, diggin' deep in God's Word, For truths about God and His plans for this world, We're seeking to love Him, with all of our heart, We're Deep Down Detectives! Come on! Let's start!</p>
<p>Classroom Rules Song</p> <p><i>lyrics and sheet music, Appendix A</i></p>	<p>There are two very important things that Deep Down Detectives do together: we worship God and we love one another. Our Classroom Rules Song reminds us how we should act. Let's sing it."</p> <p>Classroom Rules Song DDD ESV Songs 12, track 6</p> <p>Shh, be quiet while someone is talking, Raise your hand, if you have something to say, Don't touch your friend, sitting beside you, Obey your teachers, Be kind as you play. These are our classroom rules, These are our classroom rules, They help us worship God and love one another, These are our classroom rules.</p>
<p>Opening Prayer Time</p> <p><i>lyrics and sheet music, Appendix A</i></p>	<p>"Children, we need God's help to keep these rules. Let's ask Him to help us right now. Let's get ready and pray."</p> <p>Let's Pray DDD ESV Songs 12, track 7</p> <p>1-2-3! Fold your hands, Bow your head, Close your eyes. Let's pray! (<i>repeat</i>)</p> <p>"Let's pray:"</p> <p>★ Opening Prayer</p> <p>Dear Lord, We're so glad to get to gather together to worship You! Please help us keep the classroom rules. Please help us to love You and learn about You today. In Jesus' name we pray. Amen.</p>

2. OPENING CIRCLE TIME, continued

★ = follow the stars for a short & simple lesson plan

<p>Reveal the Big Question</p> <p>Introduce the Big Question Box/Briefcase</p> <p><i>lyrics and sheet music, Appendix A</i></p>	<p>“Detectives INVESTIGATE things. That means they ask questions and look for answers. Deep Down Detectives investigate big questions about God. The Big Question we are investigating today is right inside our Big Question Box/Briefcase.</p> <p>The Big Question Box Song <i>DDD ESV Songs 12, track 8</i></p> <p>We’ve got a big box, All closed up and locked, Filled with the truths of God’s Word.</p> <p>We’ve got a brief case, There’s no time to waste, Come on, kids, let’s open it up!</p>
<p>The Big Question under Investigation</p> <p>VISUAL AID <i>take out</i></p> <div style="display: flex; align-items: center;"> <div style="border: 1px solid black; padding: 5px; margin-right: 10px;">#1</div> <div style="border: 1px solid black; padding: 5px; margin-right: 10px; text-align: center;">  </div> </div> <p><i>of BQB</i></p> <p><i>Big Question & Answer Sign, front side</i></p> <p><i>*found in the DDD Unit 12 Visual Aids, ESV Book</i></p>	<p>Ok, who would like to open for me and pull out the Big Question?”</p> <p><i>Choose a child to open the box/briefcase, take out the Big Question and hand it to you, then hold up the Big Question sign for all the children to see, and say:</i></p> <p>★ The Big Question we are investigating today is Big Question Number 12: How Should God’s People Live? and the Answer is: They Should Live Like Jesus!</p>
<p>Big Question Meaning</p>	<p>★ We become God’s people when we turn away from our sins and trust in Jesus as our Savior. When we do, God forgives our sins, and we begin a whole new way of life. God’s people no longer live life just to please themselves. They want to honor God with their whole lives, like Jesus did. They seek to love God most of all and love all people, too.</p>
<p>Big Question Songs</p> <p>Big Q & A 12 Song</p> <p><i>lyrics and sheet music, Appendix A</i></p>	<p>★ “Let’s sing our Big Question Song:</p> <p>Big Q & A 12 Song <i>DDD ESV Songs 12, track 12</i></p> <p><i>(adapted version of “Twinkle, Twinkle, Little Star”)</i></p> <p>How should God’s people live each day? They should live like Jesus!</p> <p>How should God’s people live each day? How should God’s people live each day? How should God’s people live each day? They should live like Jesus!</p>

2. OPENING CIRCLE TIME, continued



= follow the stars for a short & simple lesson plan

<p>Learning about the Big Question (use one or both)</p> <p>★</p>	<p>Repeat the Big Question and Answer again: "How Should God's People Live? They Should Live Like Jesus!"</p> <p>Say: "Hmmm, I wonder what that means... Let's do our action rhyme/sing our song that explains it."</p> <p>Then do the action rhyme or sing the song using any of the optional motions suggested, if desired.</p>	
<p>Big Question Action Rhyme</p>	<p>Big Question 12 Action Rhyme</p> <p>Jesus loved God, I should, too! Jesus loved others, I should, too! Jesus prayed to God, I should, too! Jesus obeyed God, I should, too!</p> <p>God wants me to live like Jesus, In everything I think and say and do!</p>	<p>(POSSIBLE ACTIONS)</p> <p><i>Point up to God in heaven</i> <i>Point to self</i> <i>Point out to others</i> <i>Point to self</i> <i>Make prayer hands</i> <i>Point to self</i> <i>Point up to God in heaven</i> <i>Point to self</i></p> <p><i>Point up to God in heaven</i> <i>Touch head, mouth and walk in place</i></p>
<p>Big Question (Action Rhyme) Song</p> <p>★</p> <p><i>lyrics and sheet music, Appendix A</i></p>	<p>Big Question 12 (Action Rhyme) Song</p> <p><i>Refrain:</i> How should God's people live? How should God's people live? How should God's people live? They should live like Jesus!</p> <p>Verse 1 Jesus loved God most of all, He loved all people, too, In all that He did and said and thought, He loved them thru and thru. (Refrain)</p> <p>Verse 2 God's people should love God most of all, They should love others, too, And God the Holy Spirit, Will help them in all they do. (Refrain)</p>	<p style="text-align: right;"><i>DDD ESV Songs 12, track 13</i></p> <p>(POSSIBLE ACTIONS)</p> <p><i>Point up to God in heaven</i></p> <p><i>Touch heart, then point up to God in heaven</i></p> <p><i>Point out to others</i> <i>Touch heart</i></p> <p><i>Point up to God in heaven</i> <i>Point out to others</i></p> <p><i>Touch heart</i></p>

2. OPENING CIRCLE TIME, continued

★ = follow the stars for a short & simple lesson plan

Learning the Bible Truth

VISUAL take out

AID



of BQB

VISUAL AID

All the Bible Truths Sign

★ "They Should Live Like Jesus" is a good beginning, but there's so more to learn. So it's time for us to dig down even deeper for more answers to our Big Question about God. We're going to be learning **EIGHT** Bible truths that all tell us more about what the God is like.

Who would like to hand me the picture with our eight Bible truths on it? It's in the Big Question Box/Briefcase." *Choose a child to get it and hand it to you, then hold it up and show them the pictures of the eight truths they will be learning.*

Bible Truth Clue

VISUAL take out

AID



of BQB

Bible Truth Clue Sign,
front side
VISUAL AID

After everyone has had a good look, say...

"Ok, we've learned four truths about how to live for God. They are: "By Asking God for His Help," "By Loving God Most of All," "By Loving Other People as God Has Loved Them," and, "By Trusting God and Being Happy with What He Wants." (point to pictures as you identify each Bible Truth). Now let's look at our Bible Truth Clue sign and see if we can figure out which of these eight truths we will be learning about today. Who would like to get it out of the Big Question Briefcase for me?"

Choose a child to open the briefcase, take out the Bible Truth Clue sign and hand it to you. Hold up the front side for the children to see. Cover up the answer, written along the bottom, and say:

**"How Should God's People Live?
They Should Live Like Jesus!
By Learning God's Word and ___ It!"**

Hint

We're missing one word. Here's the hint to what the missing word is. It says: "This word means doing what someone tells you to do. It starts with an "O" and it rhymes with "okaying."

Can you guess? It's "OBEYING." So, the Bible Truth we are learning today is: *(uncover answer from bottom of sign, show it to them and say:)*

★ **"How Should God's People Live?
They Should Live Like Jesus!
By Learning God's Word and OBEYING It!"**

And here is what this Bible Truth means: *(read the meaning off of the back of the sign, say:)*

Bible Truth Meaning

★ Jesus knew God's Word and obeyed it His whole life. There was nothing about God's Word that Jesus did not know or obey. It was very important that Jesus knew God's Word so well and that He always obeyed it. This was the only way He could be the perfect Savior who could pay for the sins of God's people.

God's Word helped Jesus know how He should live. It gave Him strength to fight temptation and to keep on obeying God, His Father, no matter what. And, when life was hard or sad, it comforted Him with God's good plans and promises.

God's people need to know God's Word well, too. It tells them about God and His good plans. It tells them how He wants them to live. It gives them strength to fight temptation and keep on obeying God, no matter what. And, when life was hard or sad, it comforts them with God's good plans and promises.

How do God's people learn God's Word? By reading it, memorizing it, singing it, and by others teaching it to them. God promises that His Holy Spirit will work in the hearts of His people as they hear His Word. He will help them understand it and obey it. We can become God's people when we turn away from our sins and trust in Jesus as our Savior. He will help us to know and obey His Word, too.

2. OPENING CIRCLE TIME, continued



= follow the stars for a short & simple lesson plan

Learning the Bible Verse

"And how do I know this is true? God tells me so in His special book, the Bible."

The Bible Chant Song

Say or sing the Bible Chant Song.

lyrics and sheet music, Appendix A

The Bible Chant Song

DDD ESV Songs 12, track 9

The Bible, the Bible,
Let's get out the Bible.
Let's hear what God has to say.
The Bible, the Bible,
God's given us the Bible.
It's His Word for us to learn and obey! Yay!

Bible Verse

DDD 12.5 Bible Verse-front side (in the DDD Bible folder)

VISUAL AID Place verse in take out



of BQB
DDD Bible Folder

*found in the DDD Unit 12 Visual Aids, ESV Book

"Who would like to get our Bible folder out of the Big Question Briefcase for me?"

Choose a child to open the briefcase, take out the "Bible" folder and hand it to you. Remove the Bible Verse Picture from the "Bible" folder and hold it up for all the children to see, then say:

Psalm 119:11,15-16 tells us:

Psalm 119:11,15-16

"I have hidden your word in my heart that I might not sin against you... I meditate on your precepts and consider your ways. I delight in your decrees; I will not neglect your word."


Learn a Little: "I have stored up your word in my heart, that I might not sin against you."

Bible Verse Meaning

What does that mean?

God's people delight in God's Word, the Bible. It is full of God's precepts and decrees (His good laws). It tells of His ways (what God is like). They meditate on God's Word (think about what it means); and, even hide it in their hearts (memorize it) so that they might not sin against God. They know that God's Word is not just true. It is also powerful to change them to be more like Jesus. They don't want to neglect it, because they want to know God and please Him more than anything else in life. God can help us delight in His Word, too.

2. OPENING CIRCLE TIME, continued

 = follow the stars for a short & simple lesson plan

**Bible Verse
Song**

*lyrics and sheet music,
Appendix A*

You might also enjoy:

*If Anyone Loves Me
John 14:23, ESV
DDD ESV Songs 12, track 35*

*Jesus Answered
John 14:23-24, ESV
DDD ESV Songs 12, track 36*

*For We Are God's
Workmanship
Ephesians 2:10; 6:7-8,
NIV 1984
DDD ESV Songs 12, track 37*

We've said our Bible verse, now let's sing it!

I Have Stored Up Your Word: Psalm 119:11,15-16

DDD ESV Songs 12, track 34

I have stored up your word in my heart,
That I might not sin against you,
I have hidden your word in my heart,
That I might not sin against you.





I'll meditate on your precepts,
And fix my eyes on your ways.
I'll delight in your statutes,
I will not forget your word,

I have stored up your word in my heart,
That I might not sin against you,
I have hidden your word in my heart,
That I might not sin against you.
Psalm One-nineteen, eleven through sixteen.

2. OPENING CIRCLE TIME, continued



= follow the stars for a short & simple lesson plan

<p>Getting into the Case</p>	<p>"Now it's time to do a bit more deep down investigating. Let's see what Detective Dan wants us to help him figure out. Would someone like to get it out for me?"</p>
<p>Listening Assignments</p> <p>Place in  take out  of BQB</p>	<p>NOTE: Listening assignments are most suitable for ages 3+. Skip straight to the Bible story (see bottom of this page), if working with 2 year olds.</p> <p>"Let's open up our listening assignment and see what we are supposed to figure out today.</p> <p>Choose a child to take out the Listening Assignment (from the DDD Bible Folder) and hand it to you. Read Detective Dan's letter to the children that includes the listening assignment. The listening assignments are summarized below:</p>
<p>VISUAL AID</p> <p></p> <p>DDD Unit 12 Visual Aids, ESV</p>	<p>Detective Dan's Lesson #1 Listening Assignment:</p> <p>I need to find out:</p> <ol style="list-style-type: none"> 1. What was the treasure? And why was it hidden? 2. Who found it and what did they do with it?
<p>VISUAL AID</p> <p></p> <p>DDD Unit 12 Visual Aids, ESV</p>	<p>Detective Dan's Lesson #2 Listening Assignment:</p> <p>Our Bible Verse is Psalm 119:11,15,16, ESV</p> <p>"I have stored up your word in my heart, that I might not sin against you. I will meditate on your precepts and fix my eyes on your ways. I will delight in your statutes; I will not forget your word."</p> <p>I need to find out:</p> <ol style="list-style-type: none"> 1. Who was supposed to hide God's Word in their hearts by writing down their very own copy of it? 2. What happened when they did this? What happened when they did not?
<p>VISUAL AID</p> <p></p> <p>*Listening Assignment #3 includes the Assignment Sheet, plus 6 clue pictures*</p> <p>DDD Unit 12 Visual Aids, ESV</p>	<p>Detective Dan's Lesson #3 Listening Assignment:</p> <p>I found six clues, but only 4 of them are in the story. They are: a bee, a scroll, a fake god, a cake, King Amon, and a big, covenant promise. Hold each of them up for the children to see as you identify them.</p> <p>I need to figure out:</p> <ol style="list-style-type: none"> 1. Which four belong in the story and which two don't? 2. Who asked God to forgive them for hiding away God's word? Did God forgive them?
<p>Tell the Bible Story</p> <p>Place story & pics in  take out  of BQB</p> <p>DDD Unit 12 Visual Aids, ESV</p> <p>Story text included in this book right after this lesson plan and in Visual Aids book</p>	<p>Then say. "Ok, Deep Down Detectives! Put on your best listening ears and see if you can hear the answers to Detective Dan's questions. When I finish telling the story, we will see if we can answer all the questions."</p> <p>Bible Story: The Case of the Lost Treasure 2 Kings 22; 23:1-20; 24; 2 Chronicles 34:8-33</p> <p>Read the Bible Truth story, putting up the storyboard pictures as you tell it. Then, have the children answer the listening assignment. Present the gospel and lead in prayer.</p> <p>*Answers to questions; the gospel; and, ACTS prayer are included with the story text.*</p>

2. OPENING CIRCLE TIME, continued

★ = follow the stars for a short & simple lesson plan

<p>Story Response Song(s)</p> <p>Hymn</p> <p><i>lyrics and sheet music, Appendix A</i></p>	<p><i>As attention span and time allow, you might want to end with one of the following songs which also tie in with the unit. If desired, use the Music and Movement activity ideas while singing (listed with the Response Activities).</i></p> <p>Trust and Obey <i>DDD ESV Songs 12, track 15</i></p> <p>Verse 1</p> <p>When we walk with the Lord, In the light of His Word, What a glory He sheds on our way! While we do His good will; He abides with us still, And with all who will trust and obey.</p> <p>Refrain</p> <p>Trust and obey, For there's no other way, To be happy in Jesus, But to trust and obey.</p> <p>Tie-in: "How should God's people live each day? They should live like Jesus! God's people live like Jesus when they trust and obey God. Jesus always trusted and obeyed His Father in heaven, even when it was very, very hard. God's people go through hard things, too. They might want to be afraid or sad. They might want to be unhappy, but they don't need to be. They can trust God and keep on obeying Him. God will never stop caring for them! God has promised to care for His people every day of their lives. We can become God's people when we turn from our sins and trust in Jesus as our Savior."</p>
--	---






<p>Praise Song</p> <p><i>lyrics and sheet music, Appendix A</i></p>	<p>Praise Song: I Have Decided to Follow Jesus <i>DDD ESV Songs 12, track 16</i></p> <p>I have decided to follow Jesus, I have decided to follow Jesus, I have decided to follow Jesus, No turning back, no turning back..</p> <p>Tie-in: "How should God's people live each day? They should live like Jesus! The Lord wants us to decide--that is, to say "Yes, I will!"-- to live like Jesus each day. He wants us to love and obey Him. That's what it means to follow Jesus. Let's sing a song about following Jesus."</p>
--	--

3. TAKING ACTION: Response Activities *(choose from among these activities)*

<p>Transition to Activities</p>	<p>★ Well, Deep Down Detectives, you've done a great job diggin' deep down for answers in the truths of God's Word. Now it's time to enjoy some activities."</p> <p><i>Tell children what activity/s you are providing for them: either free play or some of the response activities listed below. When you are ready to dismiss them, use this song to help the children transition in an orderly fashion to their next activity.</i></p>
--	--

<p>Classroom Song, verse 2</p> <p><i>lyrics and sheet music, Appendix A</i></p>	<p>"Children, let's sing our Time to Play Song. When we are finished you may get up and walk over to our next activity."</p> <p>Classroom Song, verse 2 <i>DDD ESV Songs 12, track 2</i></p> <p>We've gathered together to worship God, We've gathered together to worship God, And now it's time to play.</p> <p><i>Dismiss the children to whatever activities you have prepared for them to do.</i></p>
--	--

3. TAKING ACTION: Response Activities (choose from among these activities) ★ = short & simple lesson plan

<p>Response Activities</p>	<p>Choose one or more activities appropriate for your children, based on classroom time and developmental needs. Add the Discussion Sheet to any activity for deeper learning. ★</p>
<p>Bible Verse Memory Game</p> <p><i>game directions, Appendix B</i></p>	<p>Though listed with the opening activities, you may choose to use this Bible verse game here instead (or as a repeat).</p> <ul style="list-style-type: none"> • Lesson 1 Game: Simon Says How • Lesson 2 Game: Roll 'n' Toss • Lesson 3 Game: Block Clapping <p>Use the Discussion Sheet with this activity for even deeper learning ★</p>  <p>Discussion Questions</p>
<p>Music, Movement & Memory Activity</p> <p><i>game directions, Appendix B</i></p>	<p>A music activity that uses the songs from the Bible Truth and Big Question unit.</p> <ul style="list-style-type: none"> • DDD Songs for this Bible Truth, plus: • Lesson 1 Activity: Lullabies, Bells and Lions • Lesson 2 Activity: Musical Squares • Lesson 3 Activity: Thumping Drums <p>Use the Discussion Sheet with this activity for even deeper learning ★</p>  <p>Discussion Questions</p>
<p>Bible Story Review Game</p> <p><i>game directions, Appendix B</i></p>	<p>A game that uses the storyboard pictures from the story to review the story.</p> <ul style="list-style-type: none"> • Lesson 1 Game: Missing in Action • Lesson 2 Game: Treasure Hunt • Lesson 3 Game: Look Who's Coming Down the Tracks <p>Use the Discussion Sheet with this activity for even deeper learning ★</p>  <p>Discussion Questions</p>
<p>Coloring Pages/ Take Home Sheets</p> <p><i>in Appendix C</i></p> <p>★</p>	<p>A coloring page related to the lesson assignment question is provided for each lesson. On the back of each are the key concepts, a few questions and a song for parents to use with their children.</p> <p>NOTE: Upgrade your coloring sheet to a more interesting craft by offering simple embellishments, such as jiggly eyes, craft sand, glitter, glitter glue, colored paper dots (made with a hole punch), fabric scraps, etc. Make cut-to-size glued-on clothes, hair, etc for characters by using a copy of the coloring sheet, cutting out the selected portions and making them the patterns for whatever you want to cut out of fabric, paper, foil, etc.</p> <ul style="list-style-type: none"> • Lesson 1 Coloring Sheet Emphasis: Bible Truth • Lesson 2 Coloring Sheet Emphasis: Bible Verse • Lesson 3 Coloring Sheet Emphasis: ACTS Prayer <p>Use the Discussion Sheet with this activity for even deeper learning ★</p>  <p>Discussion Questions</p>
<p>Extra Crafts: Big Question Craft</p> <p><i>in Appendix C</i></p> <p>Bible Verse Craft</p> <p><i>in Appendix C</i></p> <p>Bible Story Puzzle</p> <p><i>in Appendix C</i></p>	<p>These crafts are slightly more complex than the coloring/take home sheets:</p> <p>The Bible Concept Go-and-Tell Craft is a craft that summarizes the Bible concept and includes the Bible verse is included for those desiring more than a coloring sheet. This more complex craft will involve gluing, sticking, etc. Can be used at any time.</p> <p>The Bible Story Coloring Sheet provides a tie in between the Bible story and the Bible truth they are learning.</p> <p>The Storyboard Picture Placement Page has been made into a puzzle that can be cut out and re-assembled by the children. This provides a nice summary of the story.</p> <p>Use the Discussion Sheet with these activities for even deeper learning ★</p>  <p>Discussion Questions</p>
<p>Free Play Activities ★</p> <p><i>ideas in Appendix D</i></p>	<p>Offer your own or some of the easy-to-make, free play activities suggested in Appendix D.</p>

4. CLOSING CIRCLE TIME *(End-of-session activities for the last 5-10 minutes of class time)*

★ = short & simple lesson plan

<p>Transition to Closing Circle</p> <p>Classroom Song, verse 3</p> <p><i>lyrics and sheet music, Appendix A</i></p>	<p><i>Use this song to help the children transition in an orderly fashion. Start singing this song and ask the children to gather with you for Closing Circle Time.</i></p> <p>Classroom Song, verse 3 <i>DDD ESV Songs 12, track 3</i></p> <p>It's time to get ready to go and tell, It's time to get ready to go and tell, Come gather here with me.</p>
<p>Closing Circle Time</p> <p>Classroom Song, verse 4</p> <p><i>lyrics and sheet music, Appendix A</i></p>	<p><i>When children are settled in the circle, say:</i></p> <p>"It's almost time for your parents to come pick you up. And do you know what that means? It means.... (draw this out to build anticipation and excitement)...that it's almost time to go home and...it's almost time to...Go and Tell! We have learned some big news about God today. God wants us to take and tell it to the whole world!"</p> <p>Classroom Song, verse 4 <i>DDD ESV Songs 12, track 4</i></p> <p>So what's our big news to go and tell, So what's our big news to go and tell, Can you tell me now?</p>
<p>Big News to Tell</p> <p>Big Question 12</p> <p><i>VISUAL AID</i></p> <p>#1</p> <p><i>*found in DDD Unit 12 Visual Aids, ESV Book</i></p> <p><i>lyrics and sheet music, Appendix A</i></p> <p>Big Question 12, Bible Truth 5</p> <p><i>VISUAL AID</i></p> <p>#3</p>	<p>"Let's see....there's so much big news to tell! There's so much we've learned!</p> <p>First of all, can you tell me the answer to our Big Question: "How Should God's People Live?" <i>Hold up the Bible Truth Clue Picture.</i></p> <p>Say the answer with me: "They Should Live Like Jesus!"</p> <p><i>(If desired, you can sing one/both of the Big Question songs.)</i> <i>DDD ESV Songs 12, tracks 12,13</i></p> <p>And what's one way He does this? What did we learn? <i>Point to the picture.</i></p> <p>By Learning God's Word and Obeying It!</p> <p>"And how do I know this is true? Can you tell me?"</p> <p>Say it with me: "The Bible tells me so!" That's right!</p>
<p>Big Question 12 Bible Truth 5 Bible Verse</p> <p><i>VISUAL AID</i></p> <p>#4</p> <p><i>*found in the DDD Unit 12 Visual Aids, ESV Book</i></p> <p><i>lyrics and sheet music, Appendix A</i></p>	<p>We learned: Psalm 119:11,15-16, ESV</p> <p>"I have stored up your word in my heart, that I might not sin against you. I will meditate on your precepts and fix my eyes on your ways. I will delight in your statutes; I will not forget your word."</p> <p>Learn a Little: "I have stored up your word in my heart, that I might not sin against you.</p> <p>God's people delight in God's Word, the Bible. It is full of God's precepts and decrees (His good laws). It tells of His ways (what God is like). They meditate on God's Word (think about); and, even hide it in their hearts (memorize it) so that they might not sin against God. They know that God's Word is not just true. It is powerful to change them to be more like Jesus. They don't want to neglect it, because they want to know God and please Him more than anything else in life. God can help us delight in His Word, too.</p> <p><i>(If desired, you can sing the Bible verse song.)</i> <i>DDD ESV Songs 12, track 34</i></p>

4. CLOSING CIRCLE TIME, continued



= follow the stars for a short & simple lesson plan

<p>Closing ACTS Prayer Time</p> <p>ACTS Prayer Chant</p> <p><i>lyrics and sheet music, Appendix A</i></p>	<p><i>Let's ask God to help us to remember this and even tell others this good news. Let's get ready and pray our ACTS prayer.</i></p> <p><i>And what does ACTS mean? Let's sing/say our ACTS Prayer Chant!</i></p> <p>ACTS Prayer Chant Song <i>DDDESV Songs 12, tracks 10,11</i></p> <p>A, Adoration, God, we praise You! C, Confession, Forgive us our sins. T, Thanksgiving, Thank You for Jesus, S, Supplication, Help us to live like Him.</p> <p style="text-align: right;">That's the ACTS prayer, my friend, Bow your head, Close your eyes, Shhh, Let's begin.</p>
---	---

<p>Closing ACTS Prayer</p>	<p>"Let's pray!"</p> <p><i>Lead the children in the ACTS prayer for this Bible Truth.</i></p> <p>A God, we praise You for being the Giver of Your Word, the Bible. You are amazing!</p> <p>C God, please forgive us for not loving Your Word as we should. Too many times we choose to not read Your Word but do other things instead. Too many times, even when we do read Your Word, we forget it and do not obey it. We need a Savior!</p> <p>T Thank You, God, for telling us so much about Yourself and Your great plans through the Bible. Thank You for telling us about Jesus and how we can be saved when we read it. Thank You for showing us how to live and promising to help us through Your powerful Word.</p> <p>S God, please work in our hearts. Help us turn away from our sins and trust in Jesus as our Savior. Help us to love Your Word, the Bible. Send Your Holy Spirit to help us understand it and obey it. Help us to live like You want us to live. In Jesus' name we pray, Amen.</p>
-----------------------------------	---

5. TAKING IT HOME *(Take Home Sheet)*

<p>Clean up and Dismissal </p>	<p>"Now it's time to work together and clean up." <i>Have the children join you in cleaning up the room.</i></p>
<p>Coloring Pages/ Take Home Sheets </p> <p><i>in Appendix C</i></p>	<p><i>Give out the craft/take home sheet and any other papers from the session, as you dismiss children from class.</i></p> <p><i>(Reminder: The back side of the coloring page is the take home sheet for each lesson.)</i></p>

<p>Bible Story to Take-Home</p> <p><i>in Appendix C</i></p>	<p>You may also want to include a copy of the story along with the take home sheet. (However, each coloring sheet/take home sheet includes a note to parents telling where they can download the story from the Parent Resources section on the website.)</p>
--	---

The Case of the Lost Treasure*2 Kings 22; 23:1-20; 24; 2 Chronicles 34:8-33***Story-telling Tips**

Ahead of time:

1. Read the Bible verses and story. Pray!
2. Choose story action cues and prepare storyboard figures/story scenes, if using. (In Visual Aids book)
3. Practice telling story with the storyboard pictures, timing your presentation. Shorten, if necessary.

During your presentation:

1. Maintain as much eye contact as possible as you tell the story.
2. Put up storyboard figures/add story action cues/hold up storybook scenes as you tell the story. Allow the children to help you put them on the board, if desired.
3. Include the children in your story with a few questions about what they think will happen or words/concepts that might be new to them.
4. Watch the kids for signs that their attention span has been reached. Shorten, if necessary.

INTRODUCTION/ LISTENING ASSIGNMENTS

“Our story is called: The Case of the Lost Treasure. Here is your listening assignment.” Read from Detective Dan’s Listening Assignment signs, but questions are summarized below:

Detective Dan’s Lesson #1 Listening Assignment:

I need to find out:

1. **What was the treasure? And why was it hidden?**
2. **Who found it and what did they do with it?**

Detective Dan’s Lesson #2 Listening Assignment:**Our Bible Verse is Psalm 119:11,15,16, ESV**

“I have stored up your word in my heart, that I might not sin against you. I will meditate on your precepts and fix my eyes on your ways. I will delight in your statutes; I will not forget your word.”

I need to find out:

1. **Who was supposed to hide God’s Word in their hearts by writing down their very own copy of it?**
2. **What happened when they did this? What happened when they did not?**

Detective Dan’s Lesson #3 Listening Assignment:

I found six clues, but only 4 of them are in the story.

They are: a bee, a scroll, a fake god, a cake, King Amon, and a big, covenant promise.

Hold each of them up for the children to see as you identify them.

I need to figure out:

1. **Which four belong in the story and which two don’t?**
2. **Who asked God to forgive them for hiding away God’s word? Did God forgive them?**

Read the assignment questions, THEN SAY,

“Ok, Deep Down Detectives! Put on your best listening ears and see if you can hear the answers to Detective Dan’s questions. When I finish telling the story, we will see if we can answer all the questions.”

Read the Bible Truth story, answer questions, present the gospel and lead in prayer.

Answers to questions; the gospel; and, ACTS prayer are included with the story text.

The Case of the Lost Treasure *2 Kings 22; 23:1-20; 24; 2 Chronicles 34:8-33*

Story with lines separating paragraphs (text in bold, optional interaction cues in italics)

Moses was a very old man. For many years, the LORD had used him to lead the people of Israel. Moses led them out of slavery in Egypt, then up to great Mt. Sinai to meet with the LORD. There, they made big, covenant promises. The LORD promised to always be their God, who would care for them. And the people promised to always be His people, who would love Him and keep His good laws. For forty, long years, Moses led the people through the dry, desert-y wilderness. Finally, came the wonderful day they were waiting for: the day when Moses brought them to the edge of the Promised Land. It was time to enter the good land the LORD promised to give them as their home.

Moses had been a good leader. He had written down God's Word. He had taught the people to obey the LORD and His good laws. But now, Moses' work was done. It was time for him to die and to go heaven to live with the LORD forever. So, he gathered the people together to teach them one last time.

"Love the LORD with all your heart, all your mind, and all your strength. Keep on learning God's laws. Know them and obey them!" Moses urged the people of Israel. "If you do, God will keep you as His special people. He will protect you. He will use everything you go through to do good in your lives and to show everyone how great He is," Moses promised them.

"And make sure your kings know God's laws, too," Moses warned them. "Each king should write down their own copy of God's Word. Every, single word! This will help them know and obey God. This will help them be good kings for you," Moses told the people.

Moses knew there was nothing like God's Word. It is powerful and good. It is always true. It tells us how to live. It helps us know and love God. And God promises to bless those who obey it. God's Word is a treasure. A precious treasure! Moses wanted to make sure the people understood this.

The people of Israel listened to Moses and said, "We will do everything you say. We will learn God's laws and obey them. We will tell our kings to write them down and obey them, too," they promised.

But DID the people of Israel keep their promise? DID they learn God's Word and obey it? DID they have their kings write it down and obey it, too?

What do you think?

Well, sometimes they did; but many times, they didn't. They acted as if it didn't matter if they or their kings learned and obeyed God's Word.

But it DID matter, as the people of Israel found out over and over. For whenever they learned and obeyed God's Word, they grew closer to the LORD. They worshipped Him and lived for Him. And the LORD blessed them with good things, their whole lives.

The LORD also used His Word to make their kings good kings. When they copied it down as the LORD told them to, He taught them His good ways and helped them live them out. They took good care of the people, and the LORD protected their land from all their enemies. Life was so good when the people and their kings learned and obeyed God's Word! The LORD blessed them in so many ways!

Story with lines separating paragraphs (text in bold, optional interaction cues in italics)

But how very different life was when the people and their kings STOPPED learning God's Word and obeying it. The people did not grow closer to Him. They stopped obeying God's good laws, too. They hurt each other and broke their promises to the LORD.

The kings stopped copying down God's Word and reading it. Without the LORD and His Word, they stopped being good kings. No longer did they take good care of the people. No longer did their enemies stay away. What sad times came upon them, just as the LORD said would happen!

Some of these kings even brought in the fake gods of their enemies and worshipped them instead. They ordered the people to worship these fake gods and give their worship gifts to them. They let the Temple fall apart. They didn't care about the LORD.

And what happened to God's Word when the kings and the people turned away from the LORD and His good ways?

Can you guess?

They got rid of it! They threw it away like useless trash, instead of treating it like the treasure it was. Oh, what terrible things the people and their kings had done! And oh, what terrible punishment they deserved for breaking their promises to God!

This is how things were when Josiah became king. Josiah's father, Amon, had been one of the bad kings. He worshipped fake gods, and gave his worship gifts to them, instead of the LORD. He ordered the people to worship these fake gods, too. He forgot about God's Word and let it be lost. What a terrible king he was!

But Josiah was very different from his father. While he was still just a little boy, he began to seek after the LORD. He turned away from those fake gods and turned to the LORD. And when he became king, he led the people in turning back to the LORD, too. "Get rid of these fake gods," Josiah commanded his workers. "Worship the LORD," Josiah told the people. "Give your worship gifts to Him, the one true God," Josiah said.

To the Temple, went the king's workers. Out went all the fake gods. "Smash, crash, crumble," the workers broke them into pieces and ground them into powder. No one would worship them again!

Then, "Bang, whack, thump," up went new wood and new stone as they fixed up the broken places in the Temple. The beautiful, golden things used to worship the LORD were brought out again. They were cleaned up and made ready. The tables, the plates, the candlesticks, the altar, the wash basin... everything! The workers worked and worked. What a lot there was to clean up and fix!

And as they worked, they found a book, forgotten and hidden away.

Can you guess what book they found?

It was God's Word, the Bible!

Story with lines separating paragraphs (text in bold, optional interaction cues in italics)

Hilkiah, the Temple leader, brought God's Word to Shaphan, King Josiah's helper. "I have found God's Word in the Temple. Take it."

Shaphan took it and read it. Then, HE took it to King Josiah and read it to HIM. King Josiah listened to every word. For the first time, Josiah heard how LORD created the world. He heard how the LORD had rescued the people from Pharaoh in Egypt and given them His good laws at Mt. Sinai. He heard about the big, covenant promises He made with the people of Israel to always be their God. What wonderful stories these were! This book had been hidden away and forgotten. It had been treated like trash. But Josiah could see that this book was a treasure, more precious than gold. How happy he was to hear God's Word!

As King Josiah kept listening, his happiness turned to worry. Yes, the LORD had made big, covenant promises with the people of Israel to be their God; but, THEY had made promises with the LORD, too. They had promised to worship Him and obey His good laws, but they had NOT done that. Nor had they learned God's Word or obeyed it as they had promised. The kings had NOT written God's Word and learned it either. No! They had all forgotten the LORD and broken His good laws. Now, they all deserved the LORD's punishment. Uh, oh!

King Josiah was so upset that he stood up and tore his clothes. (That's what they used to do long ago when they were very, very upset—but we shouldn't do it!) "Oh, no! What should we do?" said King Josiah. "We deserve God's terrible punishment for breaking our promises to Him!" he exclaimed.

The LORD gave Josiah His answer through the prophetess Huldah. "Yes, you deserve My punishment for breaking your promise to keep My laws, but I am a God of mercy," the LORD said. "Since you want to learn my Word and obey it, I will not punish the people as they deserve. And when I do finally punish them, I will use that punishment to bring them back to love and obey Me," He promised.

King Josiah was so happy! He would learn God's Word and obey it. He would teach the people of Israel to obey it, too. He was so glad that the LORD would keep them as His people!

So at last, when the Temple was all repaired, King Josiah gathered all the people together in front of it. Then he, himself, read out loud to them. Can you guess what he read?

Can you guess?

He read God's Word to them. Every single word of it!

As the people heard God's Word, God worked in their hearts. He helped them be sorry for their sins. He helped them turn back to Him and His good laws.

Then all together, King Josiah and the people prayed to the LORD, "We promise to worship You. We promise to learn Your Word and obey it." And so they did, all the days that Josiah was their king.

Cracking the Case: (story wrap-up for Listening Assignments)

It's time to see how we did with our Listening Assignment.

Detective Dan's Lesson 1 Listening Assignment:**1. What was the treasure? And why was it hidden?**

It was a book: the Bible, God's Word. It was hidden because King Amon and the people didn't care about it. They put it in a room and forgot about it until it was lost.

2. Who found it and what did they do with it? King Josiah's workers found it. They gave it to the king to read. He asked God for forgiveness and helped the people obey it again.

For You and Me:

God's Word is filled with good things for God's people, who lived long ago. But it is filled with good things for us, too. God's Word can teach us. From it, we can learn about God and how He wants us to live. He can use it to help us turn away from our sins and put our trust in Jesus as our Savior. It can be a great treasure that God uses to bless us every day of our lives.

Detective Dan's Lesson 2 Listening Assignment:**Our Bible Verse is Psalm 119:11,15,16 ESV:**

"I have stored up your word in my heart, that I might not sin against you. I will meditate on your precepts and fix my eyes on your ways. I will delight in your statutes; I will not forget your word."

1. Who was supposed to hide God's Word in their hearts by writing down their very own copy of it?

Why? The kings so they would know God's Word and lead the people in loving and obeying God.

2. What happened when they did this? What happened when they did not? God helped them to love Him. He helped them obey it. He blessed the people. But, when they didn't, they turned away from loving God and obeying His Word. The people suffered.

For You and Me:

God didn't just want people long ago to know His Word and obey it from their hearts. He wants us to, also. God loves to work in our hearts as we learn His Word. He loves to use it to help us turn away from our sins and trust in Jesus as our Savior. He loves to use it to help us know Him and to live for Him. Ask Him to use His Word to work in your heart! He loves to answer this prayer.

Detective Dan's Lesson 3 Listening Assignment:

Our six clues were: a bee, a scroll, a fake god, a cake, King Amon, and a big, covenant promise.

1. Which four belong in our story? The scroll, the fake god, King Amon, and the big covenant promise belong.

2. Who asked God to forgive them for hiding away God's word? Did God forgive them? King Josiah and the people asked for God's forgiveness. God was merciful and forgave them. He promised to only discipline them to help bring them back to live like His people again.

For You and Me:

Like the people of Israel, we, too, forget God's Word. We choose to disobey it. We choose to do things our own way. But, we, too, can come to God and ask for His forgiveness. We can ask Him to use His Word to work in our hearts and help us trust in Jesus as our Savior. We can ask Him to help us to love His Word and obey it. God loves to answer these prayers! Ask Him to help you!

The Bible can teach us these things, too. We, too, can become God's people when we turn away from disobeying God and trust Jesus as our Savior. We can learn from it how to love God and live to please Him more and more with the help of His powerful Holy Spirit.

The Gospel (story wrap-up if NOT using Listening Assignments)**Our Bible Truth is:****How Should God's People Live?****They Should Live Like Jesus...****By Learning God's Word and Obeying It!**

How should God's people live each day? They should live like Jesus... by learning God's Word and obeying it! God's people love the Bible! The Bible is how they learned they were sinners who deserved God's punishment. The Bible is how they learned about God's great mercy in sending Jesus to be our Savior. And through the Bible, they know God will teach them more and more about how to love Him and how to live to please Him.

The Bible can teach us these things, too. We, too, can become God's people when we turn away from disobeying God and trust Jesus as our Savior. We can learn from it how to love God and live to please Him more and more with the help of His powerful Holy Spirit.

Close in prayer.

Closing ACTS Prayer

- A** God, we praise You for being the Giver of Your Word, the Bible. You are amazing!
- C** God, please forgive us for not loving Your Word as we should. Too many times we choose to not read Your Word but do other things instead. Too many times, even when we do read Your Word, we forget it and do not obey it. We need a Savior!
- T** Thank You, God, for telling us so much about Yourself and Your great plans through the Bible. Thank You for telling us about Jesus and how we can be saved when we read it. Thank You for showing us how to live and promising to help us through Your powerful Word.
- S** God, please work in our hearts. Help us turn away from our sins and trust in Jesus as our Savior. Help us to love Your Word, the Bible. Send Your Holy Spirit to help us understand it and obey it. Help us to live like You want us to live. In Jesus' name we pray, Amen.

Go to Lesson Plan, p.9 for the script to the rest of the lesson.

Deep Down Discussion Sheet

use with all THREE lessons

Use with all response activities for deeper learning



P.1

Questions to aid discussion of the key concepts and for use in games

Be familiar with these questions and answers. Look for opportunities to ask questions and discuss their answers, such as while the children work on their coloring pages, as part of their response games, or during play time. Remember: your goal isn't to ask all these questions or only talk to the children about these things. It is to be deliberate in having good conversations with them, however much or little you have.

<p>BIG QUESTION</p> <p>Meaning</p> <p>Discussion Questions</p>	<p>How Should God's People Live? They Should Live Like Jesus!</p> <p>We become God's people when we turn away from our sins and trust in Jesus as our Savior. When we do, God forgives our sins, and we begin a whole new way of life. God's people no longer live life just to please themselves. They want to honor God with their whole lives, like Jesus did. They seek to love God most of all and love all people, too.</p> <p><i>choose a few</i></p> <ol style="list-style-type: none"> 1. How should God's people live each day? <i>They should live like Jesus!</i> 2. Who did Jesus always love? <i>God.</i> 3. Who did Jesus always please in everything He felt, thought, said, and did? <i>God.</i> 4. Are God's people perfect like Jesus? <i>No, they are not.</i> 5. Who do God's people try to live like? <i>Jesus.</i> 6. How do God's people try to live like Jesus? <i>They try to love God and please Him in everything they feel, think, say, and do.</i> 7. How can we become God's people? <i>By turning away from our sins and trusting in Jesus as our Savior.</i> <p>They Should Live Like Jesus...By Learning God's Word and Obeying It!</p>
<p>BIBLE TRUTH</p> <p>Meaning</p> <p>Discussion Questions</p>	<p>God knows everything. He knows everything about the world. He knows everything that has happened and everything that will happen. He knows everything about us, too. He knows everything we do and say. He even knows everything we are thinking in our hearts. There is nothing about us that is hidden from God, good or bad. Yes, God knows every one of our sins! He knows we deserve His punishment and He has provided us with a Savior—Jesus! When we tell God our sins and turn to live for Him and trust in Jesus as our Savior, He will forgive us and make us His dearly loved people. Then we can know and love God in the wonderful special closeness that He made us to enjoy with Him.</p> <p><i>choose a few</i></p> <ol style="list-style-type: none"> 1. What does God know? <i>Everything.</i> 2. What does God know about the world? <i>Everything that has happened and will happen. Everything that is happening right now.</i> 3. What does God know about us? <i>Everything we do and say. Everything we are thinking in our hearts.</i> 4. Can we hide anything good or bad that we've done from God? <i>No.</i> 5. Does God know all of our sins? <i>Yes.</i> 6. Why did God send Jesus? <i>To save all who turn away from their sins and trust in Jesus as their Savior. He came to make us God's people!</i> 7. What will God do when we trust in Jesus as our Savior? <i>Forgive us for all our sins and makes us His people.</i> 8. What does God want us for us? <i>For us to know and love Him in the wonderful, special closeness that He made us to enjoy.</i>

Deep Down Discussion Sheet

use with all THREE lessons

P.2

Questions to aid discussion of the key concepts and for use in games

<p>THE GOSPEL</p>	<p>What is God’s good news for you and me? <i>The gospel! The Bible tells us the good news of the gospel. That even though we have all disobeyed God and deserve His punishment, that He sent Jesus to be our Savior. Jesus lived a perfect life and offered it up as He died on the cross as the full payment for the sins of God’s people. On the third day, Jesus rose from the dead, proving He had really beaten sin and death for God’s people. Now, all who turn away from their sins and trust in Jesus as their Savior are forgiven and become God’s people. We can become God’s people, too, if we turn away from our sins and trust in Jesus as our Savior. Ask Him to help you. He loves to do this!</i></p>
<p>BIBLE TRUTH BIBLE VERSE</p> <p>Meaning</p> <p>Discussion Questions</p> <p><i>choose a few</i></p>	<p>“I have stored up your word in my heart, that I might not sin against you. I will meditate on your precepts and fix my eyes on your ways. I will delight in your statutes; I will not forget your word.” -- Psalm 119:11,15,16 ESV</p> <p>Learn a Little: “I have stored up your word in my heart, that I might not sin against you.</p> <p>God’s people delight in God’s Word, the Bible. It is full of God’s precepts and decrees (His good laws). It tells of His ways (what God is like). They meditate on God’s Word (think about what it means); and, even hide it in their hearts (memorize it) so that they might not sin against God. They know that God’s Word is not just true. It is also powerful to change them to be more like Jesus. They don’t want to neglect it, because they want to know God and please Him more than anything else in life. God can help us delight in His Word, too.</p> <ol style="list-style-type: none"> 1. Who delights in God’s Word and wants to learn it? <i>God’s people do.</i> 2. What does it mean to hide God’s Word in our hearts? <i>It means to memorize it so that we know it without someone having to read it or tell it to us.</i> 3. Why do God’s people want to meditate (think about) God’s Word? <i>So they can understand it and obey it.</i> 4. What is God’s Word powerful to do? <i>To change us.</i> 5. Why do God’s people want to never neglect (stop reading and learning) God’s Word? <i>Because they want to know God and please Him more than anything else.</i> 6. How can we become God’s people? <i>By turning away from our sins and trusting in Jesus as our Savior.</i> 7. Who promises to help us understand God’s Word? <i>God does. Ask Him to help you! He loves to answer this prayer!</i>
<p>BIBLE STORY</p> <p>Discussion Questions</p> <p><i>choose a few</i></p>	<p>The Case of the Lost Treasure</p> <ol style="list-style-type: none"> 1. What did Moses tell the people of Israel to do? <i>To learn God’s laws and obey them. To have their kings write them down and know them, too.</i> 2. What would happen if the people of Israel did these things? <i>God would help them to obey them and love God. Their kings would be good kings. God would protect them from their enemies.</i> 3. Did the people of Israel do the things Moses told them to do? <i>Sometimes yes, but many times no.</i> 4. Did the kings do what Moses told them to do? <i>Sometimes, yes. Mostly, no.</i> 5. What kind of bad things did the kings do? <i>They worshipped fake gods instead of the LORD. They even lost God’s Word, the Bible.</i> 6. What was Josiah like? <i>He was a good king. He wanted to love and obey the LORD. He helped the people turn back and worship Him, too.</i> 7. What did Josiah do when the Bible was found? <i>He listened to it read. Then, he cried out to God to forgive them for not obeying it. He gathered the people together to hear it. They all promised to obey God’s Word, too.</i> 8. How can we be like Josiah, wanting to love God and obey His Word? <i>We can ask God to help us turn away from our sins and trust in Jesus as our Savior. We can ask Him to work in our hearts by His Holy Spirit, helping us to love God and obey His Word.</i>

DEEP DOWN DETECTIVES

**Curriculum Resources
for Unit 12, Bible Truth 6:**



How Should God's People Live?

They Should Live Like Jesus...

**By Saying "No" to
Disobeying God!**

Session Prep (especially good for newbies!)

Pray!



Pray for the Holy Spirit to be at work in your and the children's hearts.

Review



If new to the curriculum, look at the **Getting Started with Deep Down Detectives section of the Core Curriculum book.** (p.5) It will be especially helpful to read through the Deep Down Detectives section of **The Praise Factory Tour: Extended Version Book.** This is a visual way to understand what goes on in the classroom. (A pdf of the book is found in the samples section on the website.)

Look through and Learn the Lesson



Read over **lesson plan.** Practice any **songs or action rhymes** you are using. Choose/make up motions to go with these. Choose less with younger children and more with older preschoolers. **Practice the lesson with the visual aids** and using the Big Question Box/Briefcase.

Read and Rehearse the Bible Story with Pictures



Read the Bible story from the Bible. Read the curriculum version. Practice telling it with the storyboard pictures. (If you have not previously laminated the story pictures, do that now.) Or, rehearse it from the Simple Story Scenes, if you are using those.

Let There Be Music



Download the music and listen to the songs. Choose which of the songs you will use with the children. If using live musicians, make sure they have the sheet music (Appendix A, Core Curriculum book).

Put the Props in Place



1. Prepare your Visual Aids. Put the Big Question, Unit Bible Truths, Bible Truth, Bible Verse, and Listening Assignment signs, as well as the Bible Story script in one side of the Bible folder.
2. Get out your storyboard. If using Simple Story Scenes, put these in your Bible Folder. Or, if using the individual storyboard figures, put all background pictures in place (they have a BG by the number). Put the rest of the storyboard pictures (these have a SB by the number) in order of use in the other side of the Bible folder.
3. Put the DDD Bible Folder as well as the Big Question sign in the Big Question Box/Briefcase and shut it. If your box/briefcase has locks and you want to use the unlocking the box as part of your session, lock it now....but make sure you have the key or know the code first.
4. Prepare the music CD or sheet music or mp3 device for use in your session.

Set Out Free Play Activities



Choose and set up free time activities you will use with the children. Choose a variety of different activities that will be enjoyed by different types of children. Rotate the activities you provide to keep them interesting and fresh to your children. (Suggestions in Appendix D, Core Curriculum books.)

Prepare Any Activities



Choose which (if any) of the Bible Truth games and crafts activities you want to use in the session. Bear in mind your time frame as well as the developmental abilities and attention span of your children as you decide which/how many to prepare. **Look over the Discussion Sheet** and choose a few questions you might use to spark discussion with the children as they do their activities (especially good for ages 3's+). Pray for God to give you opportunities to talk about these things with the children.

Let Them Take It with Them



Make copies of the craft/take home sheets, if you are not already using them as one of your activities. You may also want to make copies of the story (see take-home version of each story included in Appendix C with the other take home resources) to have for parents to use with their children at home. There's a link on each craft/take home sheet to the story, if you don't make hard copies.

Store It



After your session is over, collect the resources and store them for future use. This curriculum can be used over and over for years to come.

Unit 12: God's People Live for Him

UNIT OVERVIEW

We become God's people when we turn away from our sins and trust in Jesus as our Savior. When we do, God forgives our sins, and we begin a whole new way of life. God's people no longer live life just to please themselves. They want to honor God with their whole lives, like Jesus did. They seek to love God most of all and love all people, too.

In this unit we will learn eight ways that God's people live for Him.

UNIT BIBLE VERSE: Ephesians 5:1-2

"Be imitators of God, as beloved children. And walk in love, as Christ loved us and gave himself up for us."

BIG QUESTION UNDER INVESTIGATION: How Should God's People Live?

ANSWER: They Should Live Like Jesus!

OPTIONAL Big Question 12 INTRODUCTION LESSON (Use Hide 'n' Seek Kids Unit 12 Material)

Story: The Case of the Runaway Who Came Back *Philemon*

Bible Verse: Ephesians 5:1-2

BIBLE TRUTH 1: By Asking God for His Help (3 Lessons Available)

Story: The Case of the Hardest Thing *Matthew 26-28; Mark 14-16; Luke 22-24; John 18-21*

Bible Verse: Hebrews 4:16

BIBLE TRUTH 2: By Loving God Most of All (3 Lessons Available)

Story: The Case of the Man Who Left His Money *Matthew 9; Mark 2; Luke 5*

Bible Verse: Deuteronomy 6:4-5

BIBLE TRUTH 3: By Loving Other People as God Has Loved Them

(3 Lessons Available)

Story: The Case of the Man Who Kept on Loving *Acts 6-7*

Luke 3:15-18, 21-23; John 1:19-34

Bible Verse: 1 Corinthians 13:4-8

BIBLE TRUTH 4: By Trusting God and Being Happy with What He Wants (3 Lessons Available)

Story: The Case of the Faith that Faced Fire *Daniel 1-3*

Bible Verse: Proverbs 3:5-6

BIBLE TRUTH 5: By Learning God's Word and Obeying It (3 Lessons Available)

Story: The Case of the Lost Treasure *2 Kings 22; 23:1-20, 24; 2 Chronicles 34:8-33*

Bible Verse: Psalm 119:11, 15-16



BIBLE TRUTH 6: By Saying "No" to Disobeying God (3 Lessons Available)

Story: The Case of the Escape that Waited *1 Samuel 17:19, 23-24, 27, 31; 2 Samuel 5-6*

Bible Verse: 1 Corinthians 10:13

BIBLE TRUTH 7: By Telling the Good News of Jesus (3 Lessons Available)

Story: The Case of the Beautiful, Busy Feet *Acts*

Bible Verse: Romans 10:13-15

BIBLE TRUTH 8: By Making Much of God (3 Lessons Available)

Story: The Case of the Boastful Man

Acts 7-9, 22; Romans; 1 & 2 Corinthians; Ephesians; Philippians

Bible Verse: Psalm 66:1-3, 5, 16

Deep Down Detectives ESV Songs 12 Track Numbers

This is a listing of all songs mentioned in the unit curriculum. You may or may not choose to use all of the songs. They are listed in easy-reference order--NOT in the order used in the curriculum. You may choose to simply burn a CD/load them onto an mp3 device in this order. Or, you may want to do what we do: choose the songs we want to use and create a play list of them in that order. Then, we burn a CD/upload the play list onto an mp3 device. A teacher only has to click forward to the next song, instead of hunting for the right track. The track number have been included as part of the title of each song, teachers will still have a reference to the track number listed in the curriculum (same as those listed below), even if you change the order on your customized play list.

SONGS USED EVERY UNIT OF THE CURRICULUM

- 1 The Classroom Song v.1
- 2 The Classroom Song v.2
- 3 The Classroom Song v.3
- 4 The Classroom Song v.4
- 5 Deep Down Detectives Theme Song
- 6 The Classroom Rules Song
- 7 Let's Pray Song
- 8 The Big Question Box Song
- 9 The Bible Chant Song
- 10 ACTS Prayer Song (Short Version)
- 11 ACTS Prayer Song (Full Version)

UNIT 12: GOD'S PEOPLE LIVE FOR HIM

- 12 Big Q & A 12 Song
- 13 Big Question 12 Song: How Should God's People Live Each Day?
- 14 Big Question 12 Bible Verse Song: Walk in Love Ephesians 5:1-2, ESV
- 15 Extra Big Question 12 Bible Verse Song: Let Everyone Who Names the Name 2 Timothy 2:19,22, ESV
- 16 Big Question 12 Hymn: Trust and Obey, v.1
- 17 Big Question 12 Praise Song: I Have Decided to Follow Jesus

How Should God's People Live? They Should Live Like Jesus...

Bible Truth 1: By Asking God for His Help

- 18 Bible Verse: Let Us with Confidence Hebrews 4:16, ESV
- 19 Extra Bible Verse: Let Us Then Draw Near Hebrews 4:16, ESV (other version)
- 20 Extra Bible Verse: Help Us, O God of Our Salvation Psalm 79:9, ESV
- 21 Extra Bible Verse: We All With Unveiled Face 2 Corinthians 3:18, ESV

Bible Truth 2: By Loving Him Most of All

- 22 Bible Verse: Hear, O Hear Deuteronomy 6:4-5, ESV
- 23 Extra Bible Verse: Your Steadfast Love Is Better than Life Psalm 63:3-4, ESV

Bible Truth 3: By Loving Other People as God Has Loved Them

- 24 Bible Verse: Love 1 Corinthians 13:4-8, ESV
- 25 Extra Bible Verse: Love Is Patient 1 Corinthians 13:4-8, ESV

Bible Truth 4: By Trusting God and Being Happy With What He Wants

- 26 Bible Verse: Trust Proverbs 3:5-6, ESV
- 27 Extra Bible Verse: Trust in the LORD Proverbs 3:5-6, ESV (other version)
- 28 Extra Bible Verse: May the God of Hope Romans 15:13, NIV 1984
- 29 Extra Bible Verse: Let the Morning Bring Me Psalm 143:5,8, NIV 1984
- 30 Extra Bible Verse: For a Little While 1 Peter 1:6-7, NIV 1984
- 31 Extra Bible Verse: If God Is for Us Romans 8:31,32,35,37-39, ESV
- 32 Extra Bible Verse: Many Walk as Enemies Philippians 3:18,19,20, ESV
- 33 Extra Bible Verse: You Were Publicly Exposed Hebrews 10:32-36, ESV

Bible Truth 5: By Learning God's Word and Obeying It

- 34 Bible Verse: I Have Stored Up Your Word Psalm 119:11,15-16, ESV
- 35 Extra Bible Verse: If Anyone Loves Me John 14:23, ESV
- 36 Extra Bible Verse: Jesus Answered John 14:23-24, ESV (other version)
- 37 Extra Bible Verse: For We Are God's Workmanship Ephesians 2:10; 6:7-8, NIV 1984

Bible Truth 6: By Saying "No" to Disobeying God

- 38 Bible Verse: No Temptation 1 Corinthians 10:13, ESV
- 39 Extra Bible Verse: No Temptation Has Overtaken You 1 Corinthians 10:13, ESV (other version)
- 40 Extra Bible Verse: Count It All Joy James 1:2-4, ESV

Bible Truth 7: By Telling the Good News of Jesus

- 41 Bible Verse: How Beautiful Romans 10:13-15, ESV
- 42 Extra Bible Verse: Be My Witnesses Acts 1:8, ESV

Bible Truth 8: By Making Much of God

- 43 Bible Verse: Shout with Joy to God Psalm 66:1-3,5,9,16, ESV
- 44 Extra Bible Verse: As Each Has Received a Gift 1 Peter 4:10-11, ESV
- 45 Extra Bible Verse: Gift, Gift, Gift 1 Peter 4:10-11, ESV (other version)
- 46 Extra Bible Verse: I Will Bless the Lord at All Times Psalm 34:1,3,8,10, ESV

Why the Extra Songs?

Deep Down Detectives is a curriculum used by a wide age-span of kids. Sometimes one of the other songs is a better fit for your kids. Or, you may simply want to teach them more songs on the same Bible Truth. Use as many or as few as you want.

listen to or download songs for free at <https://praisefactory.org:Deep Down Detectives Music page>

Big Question 12, Bible Truth 6 Overview: Key Concepts

p.1

Unit 12: God's People Live for Him

Unit Big Question (and Answer): How Should God's People Live? They Should Live Like Jesus!

Unit Bible Verse: "Be imitators of God, as beloved children. And walk in love, as Christ loved us and gave himself up for us." --Ephesians 5:1-2, ESV

Bible Truth 6 Concept: They Should Live Like Jesus... By Saying "No" to Disobeying God!

Jesus is the perfect Son of God, but when He lived on earth, He was tempted to disobey God just as we are. Sometimes, God's plan for Jesus was very hard. Jesus was tempted disobey God, His Father, and do something easier. God's enemy, Satan, knew just what kinds of things to tempt Jesus with. Oh, how he wanted Jesus to disobey God! He did NOT want Jesus to be our Savior!

But no matter what the temptation was, Jesus always said "no" to it. He prayed to God, His Father, to help Him. He remembered God's Word and it made Him strong to always say "no" to disobeying God. He never, ever disobeyed God, so He could be our perfect Savior.

God's people are often tempted to disobey God, too. They want to love God. They want to obey Him. They have the Holy Spirit living in their hearts, helping them; but (unlike Jesus), sin is very strong in their hearts, too.

God wants His people to do what Jesus did when they are tempted. He wants them to pray to Him and ask for His help. He wants them to remember His Word, the Bible. His Holy Spirit living in their hearts can help them say "no" to sin. And when they do give in to temptation, His Holy Spirit can comfort them with God's forgiveness.

When we turn away from our sins and trust in Jesus as our Savior, God promises to help us say "no" to disobeying God, too. And, He promises to forgive our sins, even when we do disobey Him. Thank You, God!

Bible Truth 6 Bible Verse: 1 Corinthians 10:13, ESV

"No temptation has overtaken you that is not common to man. God is faithful, and he will not let you be tempted beyond your ability, but with the temptation he will also provide the way of escape, that you may be able to endure it."

Learn a Little: "God is faithful, and he will not let you be tempted beyond your ability."

Meaning

God's people will be tempted to sin every day of their lives. Their temptations are common to man--that is, they will be tempted to sin against God, just like everyone else. But God's people can be encouraged that God is always there to help them say "no." He promises that He will never let them be tempted more than they can bear. With any temptation they face, He promises to provide a way of escape, so they can endure the temptation without sinning. How good, merciful, and powerful is the Lord! We can be God's people when we turn away from our sins and trust in Jesus as our Savior. He can help us say "no" to temptation, too.

Bible Truth 6 ACTS Prayer

- A** God, we praise You for Jesus, Your Perfect Son, who never, ever disobeyed You, no matter how tempting it was.
- C** God, please forgive us for not saying "no" to disobeying You. Many times, when we are tempted, we choose to forget Your good ways and go ahead and do what we want to do. We need a Savior!
- T** Thank You, God, for promising to help Your people when they are tempted to do wrong. You promise to always provide them with a way out of sin. Thank You, that we can become Your people through Jesus, too, and You will help us.
- S** God, please work in our hearts. Help us turn away from our sins and trust in Jesus as our Savior. Help us to say "no" to disobeying You when we are tempted. Help us to choose to live for You, instead, like Jesus did. In Jesus' name we pray, Amen.

Big Question 12, Bible Truth 6 Overview: Key Concepts

p.2

Bible Truth 6 Story

The Case of the Escape that Waited

1 Samuel 17:19,23-24,27,31; 2 Samuel 5-6

Songs Used in Bible Truth 6

Big Q & A 12 Song

Big Question 12 Song: How Should God's People Live?

Big Question 12 Bible Verse Song: Walk in Love Ephesians 5:1-2, ESV

Extra Big Question 12 Bible Verse Song: Let Everyone Who Names the Name 2 Timothy 2:19,22, ESV

Big Question 12 Hymn: Trust and Obey, v.1

Big Question 12 Praise Song: I Have Decided to Follow Jesus

Bible Truth 6 Bible Verse Song: No Temptation 1 Corinthians 10:13, ESV



Extra Bible Truth 6 Bible Verse Song: No Temptation Has Overtaken You 1 Corinthians 10:13, ESV

Extra Bible Truth 6 Bible Verse Song: Count It All Joy James 1:2-4, ESV

listen to or download songs for free at <https://praisefactory.org>: Deep Down Detectives Music page

1. GETTING STARTED

 = follow the stars for a short & simple lesson plan

<p>Intake Activity Ideas</p>	<p>Choose one of these open-ended activities to include children as they join the class:</p>	
<p>Free Play Time <i>suggestions in Appendix D</i></p>	<p> Offer your own or some of the easy-to-make, free play activities suggested in Appendix D.</p>	
<p>OR Sing-along Music Time <i>lyrics and sheet music, Appendix A</i></p> <p><i>listen to or download songs for free at https://praisefactory.org/DeepDownDetectivesMusicpage</i></p>	<p>Music from Deep Down Detectives (DDD) ESV Songs 12: Big Q & A 12 Song Big Question 12 Song Big Question 12 (Unit) Bible Verse Song: Walk in Love Ephesians 5:1-2, ESV Extra Big Question 12 (Unit) Bible Verse Song: Let Everyone Who Names the Name 2 Timothy 2:19,22, ESV Big Question 12 Hymn: Trust and Obey, v.1 Big Question 12 Praise Song: I Have Decided to Follow Jesus Big Question 12 Praise Song: God Is So Good Bible Truth 6 Bible Verse Song: No Temptation 1 Corinthians 10:13, ESV Bible Truth 6 Extra Bible Verse Song: No Temptation Has Overtaken You 1 Corinthians 10:13, ESV Bible Truth 6 Extra Bible Verse Song: Count It All Joy James 1:2-4, ESV</p>	<p><i>DDD ESV Songs 12, track 12</i> <i>DDD ESV Songs 12, track 13</i> <i>DDD ESV Songs 12, track 14</i> <i>DDD ESV Songs 12, track 15</i> <i>DDD ESV Songs 12, track 16</i> <i>DDD ESV Songs 12, track 17</i> <i>DDD ESV Songs 12, track 21</i> <i>DDD ESV Songs 12, track 38</i> <i>DDD ESV Songs 12, track 39</i> <i>DDD ESV Songs 12, track 40</i></p> <p><i>Add more fun to Sing-along Music Time by adding a Music, Movement & Memory Activity. These activities are listed on p.10 of this lesson plan with the Response Activities. Instructions found in Appendix B.</i></p>
<p>OR Bible Verse Memory Game <i>instructions found in Appendix B</i></p>	<p>Lesson 1 Game: Meet, Greet and Keep It Up Lesson 2 Game: Bean Bag Catch Lesson 3 Game: Animal Cube</p> <p><i>These activities are also included on p.10 of this lesson plan with the Response Activities.</i></p>	
<p>2. OPENING CIRCLE TIME (introduce the Bible Truth and tell the related Bible story)</p>		
<p>Gathering the Children <i>lyrics and sheet music, Appendix A</i></p>	<p><i>Sing verse 1 of The Classroom Song to gather the children for Circle Time.</i></p> <p>The Classroom Song, verse 1 <i>DDD ESV Songs 12, track 1</i> Let's gather together to worship God, Let's gather together to worship God, Let's gather together to worship God, Come gather here with me!</p>	
<p>Welcome to Deep Down Detectives</p>	<p> "Welcome to Deep Down Detectives. We're so glad you've joined us! Detectives are people who look for answers to questions. In Deep Down Detectives, we look for answers to big questions about God. We dig deep down in the truths of God's Word to find them."</p>	

2. OPENING CIRCLE TIME, continued



= follow the stars for a short & simple lesson plan

<p>Deep Down Detectives Theme Song</p> <p><i>Lyrics and sheet music, Appendix A</i></p>	<p>"Let's sing our Deep Down Detectives Theme Song."</p> <p>★ Deep Down Detectives Theme Song DDD ESV Songs 12, track 5</p> <p>We're Deep Down Detectives, diggin' deep in God's Word, For truths about God and His plans for this world, We're seeking to love Him, with all of our heart, We're Deep Down Detectives! Come on! Let's start!</p>
<p>Classroom Rules Song</p> <p><i>Lyrics and sheet music, Appendix A</i></p>	<p>There are two very important things that Deep Down Detectives do together: we worship God and we love one another. Our Classroom Rules Song reminds us how we should act. Let's sing it."</p> <p>Classroom Rules Song DDD ESV Songs 12, track 6</p> <p>Shh, be quiet while someone is talking, Raise your hand, if you have something to say, Don't touch your friend, sitting beside you, Obey your teachers, Be kind as you play. These are our classroom rules, These are our classroom rules, They help us worship God and love one another, These are our classroom rules.</p>
<p>Opening Prayer Time</p> <p><i>Lyrics and sheet music, Appendix A</i></p>	<p>"Children, we need God's help to keep these rules. Let's ask Him to help us right now. Let's get ready and pray."</p> <p>Let's Pray DDD ESV Songs 12, track 7</p> <p>1-2-3! Fold your hands, Bow your head, Close your eyes. Let's pray! (<i>repeat</i>)</p> <p>"Let's pray:"</p> <p>★ Opening Prayer</p> <p>Dear Lord, We're so glad to get to gather together to worship You! Please help us keep the classroom rules. Please help us to love You and learn about You today. In Jesus' name we pray. Amen.</p>

2. OPENING CIRCLE TIME, continued

★ = follow the stars for a short & simple lesson plan

Reveal the Big Question
Introduce the Big Question Box/Briefcase

lyrics and sheet music, Appendix A

“Detectives INVESTIGATE things. That means they ask questions and look for answers. Deep Down Detectives investigate big questions about God. The Big Question we are investigating today is right inside our Big Question Box/Briefcase.

The Big Question Box Song

DDD ESV Songs 12, track 8

We’ve got a big box,
All closed up and locked,
Filled with the truths of God’s Word.

We’ve got a brief case,
There’s no time to waste,
Come on, kids, let’s open it up!

The Big Question under Investigation

VISUAL AID take out



of BQB

Big Question & Answer Sign, front side

**found in the DDD Unit 12 Visual Aids, ESV Book*

Ok, who would like to open for me and pull out the Big Question?”

Choose a child to open the box/briefcase, take out the Big Question and hand it to you, then hold up the Big Question sign for all the children to see, and say:

★ The Big Question we are investigating today is Big Question Number 12:

How Should God’s People Live?

and the Answer is:

They Should Live Like Jesus!

Big Question Meaning

★ We become God’s people when we turn away from our sins and trust in Jesus as our Savior. When we do, God forgives our sins, and we begin a whole new way of life. God’s people no longer live life just to please themselves. They want to honor God with their whole lives, like Jesus did. They seek to love God most of all and love all people, too.

Big Question Songs

★ “Let’s sing our Big Question Song:

Big Q & A 12 Song

lyrics and sheet music, Appendix A

Big Q & A 12 Song

DDD ESV Songs 12, track 12

(adapted version of “Twinkle, Twinkle, Little Star”)

How should God’s people live each day?
They should live like Jesus!
How should God’s people live each day?
How should God’s people live each day?
How should God’s people live each day?
They should live like Jesus!

2. OPENING CIRCLE TIME, continued



= follow the stars for a short & simple lesson plan

<p>Learning about the Big Question (use one or both)</p> <p>★</p>	<p>Repeat the Big Question and Answer again: "How Should God's People Live? They Should Live Like Jesus!"</p> <p>Say: "Hmmm, I wonder what that means... Let's do our action rhyme/sing our song that explains it."</p> <p>Then do the action rhyme or sing the song using any of the optional motions suggested, if desired.</p>	
<p>Big Question Action Rhyme</p>	<p>Big Question 12 Action Rhyme</p> <p>Jesus loved God, I should, too! Jesus loved others, I should, too! Jesus prayed to God, I should, too! Jesus obeyed God, I should, too!</p> <p>God wants me to live like Jesus, In everything I think and say and do!</p>	<p>(POSSIBLE ACTIONS)</p> <p><i>Point up to God in heaven</i> <i>Point to self</i> <i>Point out to others</i> <i>Point to self</i> <i>Make prayer hands</i> <i>Point to self</i> <i>Point up to God in heaven</i> <i>Point to self</i></p> <p><i>Point up to God in heaven</i> <i>Touch head, mouth and walk in place</i></p>
<p>Big Question (Action Rhyme) Song</p> <p>★</p> <p><i>lyrics and sheet music, Appendix A</i></p>	<p>Big Question 12 (Action Rhyme) Song</p> <p style="text-align: right;"><i>DDD ESV Songs 12, track 13</i></p> <p>(POSSIBLE ACTIONS)</p> <p><i>Refrain:</i> How should God's people live? How should God's people live? How should God's people live? They should live like Jesus!</p> <p><i>Point up to God in heaven</i></p> <p>Verse 1 Jesus loved God most of all, He loved all people, too, In all that He did and said and thought, He loved them thru and thru. (Refrain)</p> <p><i>Touch heart, then point up to God in heaven</i></p> <p><i>Point out to others</i> <i>Touch heart</i></p> <p>Verse 2 God's people should love God most of all, They should love others, too, And God the Holy Spirit, Will help them in all they do. (Refrain)</p> <p><i>Point up to God in heaven</i> <i>Point out to others</i></p> <p><i>Touch heart</i></p>	

2. OPENING CIRCLE TIME, continued

★ = follow the stars for a short & simple lesson plan

Learning the Bible Truth

VISUAL take out

AID



of BQB

VISUAL AID

All the Bible Truths Sign

★ "They Should Live Like Jesus" is a good beginning, but there's so more to learn. So it's time for us to dig down even deeper for more answers to our Big Question about God. We're going to be learning **EIGHT** Bible truths that all tell us more about what the God is like.

Who would like to hand me the picture with our eight Bible truths on it? It's in the Big Question Box/Briefcase." *Choose a child to get it and hand it to you, then hold it up and show them the pictures of the eight truths they will be learning.*

Bible Truth Clue

VISUAL take out

AID



of BQB

Bible Truth Clue Sign,
front side
VISUAL AID

After everyone has had a good look, say...

"Ok, we've learned five truths about how to live for God. They are: "By Asking God for His Help," "By Loving God Most of All," "By Loving Other People as God Has Loved Them," "By Trusting God and Being Happy with What He Wants," and "By Learning God's Word and Obeying It" (point to pictures as you identify each Bible Truth). Now let's look at our Bible Truth Clue sign and see if we can figure out which of these eight truths we will be learning about today. Who would like to get it out of the Big Question Briefcase for me?"

Choose a child to open the briefcase, take out the Bible Truth Clue sign and hand it to you. Hold up the front side for the children to see. Cover up the answer, written along the bottom, and say:

**"How Should God's People Live?
They Should Live Like Jesus!
By Saying " ___ " to Disobeying God!"**

Hint

We're missing one word. Here's the hint to what the missing word is. It says: "What is the opposite of "yes"? It starts with an "N" and it rhymes with "go."

Can you guess? It's "NO." So, the Bible Truth we are learning today is:
(uncover answer from bottom of sign, show it to them and say:)

★ **"How Should God's People Live?
They Should Live Like Jesus!
By Saying "NO" to Disobeying God!"**

And here is what this Bible Truth means: (read the meaning off of the back of the sign, say:)

Bible Truth Meaning

★ Jesus is the perfect Son of God, but when He lived on earth, He was tempted to disobey God just as we are. Sometimes, God's plan for Jesus was very hard. Jesus was tempted disobey God, His Father, and do something easier. God's enemy, Satan, knew just what kinds of things to tempt Jesus with. Oh, how he wanted Jesus to disobey God! He did NOT want Jesus to be our Savior! But no matter what the temptation was, Jesus always said "no" to it. He prayed to God, His Father, to help Him. He remembered God's Word and it made Him strong to always say "no" to disobeying God. He never, ever disobeyed God, so He could be our perfect Savior.

God's people are often tempted to disobey God, too. They want to love God. They want to obey Him. They have the Holy Spirit living in their hearts, helping them; but (unlike Jesus), sin is very strong in their hearts, too. God wants His people to do what Jesus did when they are tempted. He wants them to pray to Him and ask for His help. He wants them to remember His Word, the Bible. His Holy Spirit living in their hearts can help them say "no" to sin. And when they do give in to temptation, His Holy Spirit can comfort them with God's forgiveness.

When we turn away from our sins and trust in Jesus as our Savior, God promises to help us say "no" to disobeying God, too. And, He promises to forgive our sins, even when we do disobey Him. Thank You, God!

2. OPENING CIRCLE TIME, continued



= follow the stars for a short & simple lesson plan

Learning the Bible Verse

"And how do I know this is true? God tells me so in His special book, the Bible."

The Bible Chant Song

Say or sing the Bible Chant Song.

lyrics and sheet music, Appendix A

The Bible Chant Song

DDD ESV Songs 12, track 9

The Bible, the Bible,
Let's get out the Bible.
Let's hear what God has to say.
The Bible, the Bible,
God's given us the Bible.
It's His Word for us to learn and obey! Yay!

Bible Verse

DDD 12.6 Bible Verse-front side (in the DDD Bible folder)

VISUAL AID Place verse in take out



of BQB
DDD Bible Folder

*found in the DDD Unit 12 Visual Aids, ESV Book

"Who would like to get our Bible folder out of the Big Question Briefcase for me?"

Choose a child to open the briefcase, take out the "Bible" folder and hand it to you. Remove the Bible Verse Picture from the "Bible" folder and hold it up for all the children to see, then say:

1 Corinthians 10:13 tells us:



1 Corinthians 10:13

"No temptation has overtaken you that is not common to man. God is faithful, and he will not let you be tempted beyond your ability, but with the temptation he will also provide the way of escape, that you may be able to endure it."

Learn a Little: "God is faithful, and he will not let you be tempted beyond your ability."


Bible Verse Meaning



What does that mean?

God's people will be tempted to sin every day of their lives. Their temptations are common to man--that is, they will be tempted to sin against God, just like everyone else. But God's people can be encouraged that God is always there to help them say "no." He promises that He will never let them be tempted more than they can bear. With any temptation they face, He promises to provide a way of escape, so they can endure the temptation without sinning. How good, merciful, and powerful is the Lord! We can be God's people when we turn away from our sins and trust in Jesus as our Savior. He can help us say "no" to temptation, too.

2. OPENING CIRCLE TIME, continued

 = follow the stars for a short & simple lesson plan

**Bible Verse
Song**

*lyrics and sheet music,
Appendix A*

You might also enjoy:

*No Temptation Has
Overtaken You
1 Corinthians 10:13, ESV
DDD ESV Songs 12, track 39*

*Count It All Joy
James 1:2-4, ESV
DDD ESV Songs 12, track 40*

We've said our Bible verse, now let's sing it!

No Temptation:1 Corinthians 10:13


DDD ESV Songs 12, track 38

No temptation has overtaken you,
That is not,
Common to man,
God is faithful,
He will not let you be,
Tempted beyond,
Your ability,
But with the temptation
He will also provide,
The way of escape,
So that you might be able to endure it.
First Corinthians Chapter Ten, verse thirteen.

2. OPENING CIRCLE TIME, continued



= follow the stars for a short & simple lesson plan

<p>Getting into the Case</p>	<p>"Now it's time to do a bit more deep down investigating. Let's see what Detective Dan wants us to help him figure out. Would someone like to get it out for me?"</p>
<p>Listening Assignments</p> <p>Place in  take out  of BQB</p>	<p>NOTE: Listening assignments are most suitable for ages 3+. Skip straight to the Bible story (see bottom of this page), if working with 2 year olds.</p> <p>"Let's open up our listening assignment and see what we are supposed to figure out today.</p> <p>Choose a child to take out the Listening Assignment (from the DDD Bible Folder) and hand it to you. Read Detective Dan's letter to the children that includes the listening assignment. The listening assignments are summarized below:</p>
<p>VISUAL AID</p> <p></p> <p>DDD Unit 12 Visual Aids, ESV</p>	<p>Detective Dan's Lesson #1 Listening Assignment:</p> <p>I need to know:</p> <ol style="list-style-type: none"> 1. Who needed to escape? Who did he need to escape from? 2. How could he have escaped? Why did he wait?
<p>VISUAL AID</p> <p></p> <p>DDD Unit 12 Visual Aids, ESV</p>	<p>Detective Dan's Lesson #2 Listening Assignment:</p> <p>Our Bible Verse is 1 Corinthians 10:13:</p> <p>"No temptation has overtaken you that is not common to man. God is faithful, and he will not let you be tempted beyond your ability, but with the temptation he will also provide the way of escape, that you may be able to endure it."</p> <p>I need to know:</p> <ol style="list-style-type: none"> 1. Who was tempted to disobey God? How? 2. How did God help him and provide him a way out?
<p>VISUAL AID</p> <p></p> <p>*Listening Assignment #3 includes the Assignment Sheet, plus 6 clue pictures*</p> <p>DDD Unit 12 Visual Aids, ESV</p>	<p>Detective Dan's Lesson #3 Listening Assignment:</p> <p>I found six clues, but two of them are NOT in the story. They are: a harp, a rabbit, Goliath, a water jar, a pumpkin, and a spear. <i>Hold each of them up for the children to see as you identify them.</i></p> <p>I need to know:</p> <ol style="list-style-type: none"> 1. Which four belong in the story and which two don't? 2. Who kept asking God for help to can you say no keep saying no to temptation? How did God answer his prayers?
<p>Tell the Bible Story</p> <p>Place story & pics in  take out  of BQB</p> <p>DDD Unit 12 Visual Aids, ESV</p> <p>Story text included in this book right after this lesson plan and in Visual Aids book</p>	<p>★ Then say, "Ok, Deep Down Detectives! Put on your best listening ears and see if you can hear the answers to Detective Dan's questions. When I finish telling the story, we will see if we can answer all the questions."</p> <p>★ Bible Story: The Case of the Escape that Waited</p> <p>1 Samuel 17:19,23-24,27,31; 2 Samuel 5-6</p> <p>Read the Bible Truth story, putting up the storyboard pictures as you tell it. Then, have the children answer the listening assignment. Present the gospel and lead in prayer.</p> <p>*Answers to questions; the gospel; and, ACTS prayer are included with the story text.*</p>

2. OPENING CIRCLE TIME, continued

★ = follow the stars for a short & simple lesson plan

<p>Story Response Song(s)</p> <p>Hymn</p> <p><i>lyrics and sheet music, Appendix A</i></p>	<p><i>As attention span and time allow, you might want to end with one of the following songs which also tie in with the unit. If desired, use the Music and Movement activity ideas while singing (listed with the Response Activities).</i></p> <p>Trust and Obey <i>DDD ESV Songs 12, track 15</i></p> <p>Verse 1</p> <p>When we walk with the Lord, In the light of His Word, What a glory He sheds on our way! While we do His good will; He abides with us still, And with all who will trust and obey.</p> <p>Refrain</p> <p>Trust and obey, For there's no other way, To be happy in Jesus, But to trust and obey.</p> <p>Tie-in: "How should God's people live each day? They should live like Jesus! God's people live like Jesus when they trust and obey God. Jesus always trusted and obeyed His Father in heaven, even when it was very, very hard. God's people go through hard things, too. They might want to be afraid or sad. They might want to be unhappy, but they don't need to be. They can trust God and keep on obeying Him. God will never stop caring for them! God has promised to care for His people every day of their lives. We can become God's people when we turn from our sins and trust in Jesus as our Savior."</p>
--	---

<p>Praise Song</p> <p><i>lyrics and sheet music, Appendix A</i></p>	<p>Praise Song: I Have Decided to Follow Jesus <i>DDD ESV Songs 12, track 16</i></p> <p>I have decided to follow Jesus, I have decided to follow Jesus, I have decided to follow Jesus, No turning back, no turning back..</p> <p>Tie-in: "How should God's people live each day? They should live like Jesus! The Lord wants us to decide--that is, to say "Yes, I will!"-- to live like Jesus each day. He wants us to love and obey Him. That's what it means to follow Jesus. Let's sing a song about following Jesus."</p>
--	---

3. TAKING ACTION: Response Activities *(choose from among these activities)*






<p>Transition to Activities</p>	<p>★ Well, Deep Down Detectives, you've done a great job diggin' deep down for answers in the truths of God's Word. Now it's time to enjoy some activities."</p> <p><i>Tell children what activity/s you are providing for them: either free play or some of the response activities listed below. When you are ready to dismiss them, use this song to help the children transition in an orderly fashion to their next activity.</i></p>
--	--

<p>Classroom Song, verse 2</p> <p><i>lyrics and sheet music, Appendix A</i></p>	<p>"Children, let's sing our Time to Play Song. When we are finished you may get up and walk over to our next activity."</p> <p>Classroom Song, verse 2 <i>DDD ESV Songs 12, track 2</i></p> <p>We've gathered together to worship God, We've gathered together to worship God, And now it's time to play.</p> <p><i>Dismiss the children to whatever activities you have prepared for them to do.</i></p>
--	--

Lesson Plan: Big Question 12, Bible Truth 6

use with all THREE lessons

3. TAKING ACTION: Response Activities (choose from among these activities) ★ = short & simple lesson plan

<p>Response Activities</p>	<p>Choose one or more activities appropriate for your children, based on classroom time and developmental needs. Add the Discussion Sheet to any activity for deeper learning. ★</p>
<p>Bible Verse Memory Game</p> <p><i>game directions, Appendix B</i></p>	<p>Though listed with the opening activities, you may choose to use this Bible verse game here instead (or as a repeat).</p> <ul style="list-style-type: none"> Lesson 1 Game: Meet, Greet and Keep It Up Lesson 2 Game: Bean Bag Catch Lesson 3 Game: Animal Cube <p>Use the Discussion Sheet with this activity for even deeper learning ★</p>  <p>Discussion Questions</p>
<p>Music, Movement & Memory Activity</p> <p><i>game directions, Appendix B</i></p>	<p>A music activity that uses the songs from the Bible Truth and Big Question unit.</p> <ul style="list-style-type: none"> DDD Songs for this Bible Truth, plus: Lesson 1 Activity: Say, Spring Up and Shout Lesson 2 Activity: Freeze Frame Lesson 3 Activity: Egg Shakers <p>Use the Discussion Sheet with this activity for even deeper learning ★</p>  <p>Discussion Questions</p>
<p>Bible Story Review Game</p> <p><i>game directions, Appendix B</i></p>	<p>A game that uses the storyboard pictures from the story to review the story.</p> <ul style="list-style-type: none"> Lesson 1 Game: Can You Remember? Lesson 2 Game: Clothespin Line Up and Drop Lesson 3 Game: Deep Down Detectives Clue Hunt <p>Use the Discussion Sheet with this activity for even deeper learning ★</p>  <p>Discussion Questions</p>
<p>Coloring Pages/ Take Home Sheets</p> <p><i>in Appendix C</i></p> <p>★</p>	<p>A coloring page related to the lesson assignment question is provided for each lesson. On the back of each are the key concepts, a few questions and a song for parents to use with their children.</p> <p>NOTE: Upgrade your coloring sheet to a more interesting craft by offering simple embellishments, such as jiggly eyes, craft sand, glitter, glitter glue, colored paper dots (made with a hole punch), fabric scraps, etc. Make cut-to-size glued-on clothes, hair, etc for characters by using a copy of the coloring sheet, cutting out the selected portions and making them the patterns for whatever you want to cut out of fabric, paper, foil, etc.</p> <ul style="list-style-type: none"> Lesson 1 Coloring Sheet Emphasis: Bible Truth Lesson 2 Coloring Sheet Emphasis: Bible Verse Lesson 3 Coloring Sheet Emphasis: ACTS Prayer <p>Use the Discussion Sheet with this activity for even deeper learning ★</p>  <p>Discussion Questions</p>
<p>Extra Crafts: Big Question Craft <i>in Appendix C</i></p> <p>Bible Verse Craft <i>in Appendix C</i></p> <p>Bible Story Puzzle <i>in Appendix C</i></p>	<p>These crafts are slightly more complex than the coloring/take home sheets:</p> <p>The Bible Concept Go-and-Tell Craft is a craft that summarizes the Bible concept and includes the Bible verse is included for those desiring more than a coloring sheet. This more complex craft will involve gluing, sticking, etc. Can be used at any time.</p> <p>The Bible Story Coloring Sheet provides a tie in between the Bible story and the Bible truth they are learning.</p> <p>The Storyboard Picture Placement Page has been made into a puzzle that can be cut out and re-assembled by the children. This provides a nice summary of the story.</p> <p>Use the Discussion Sheet with these activities for even deeper learning ★</p>  <p>Discussion Questions</p>
<p>Free Play Activities ★ <i>ideas in Appendix D</i></p>	<p>Offer your own or some of the easy-to-make, free play activities suggested in Appendix D.</p>

4. CLOSING CIRCLE TIME *(End-of-session activities for the last 5-10 minutes of class time)*

 = short & simple lesson plan

<p>Transition to Closing Circle</p> <p>Classroom Song, verse 3</p> <p><i>lyrics and sheet music, Appendix A</i></p>	<p><i>Use this song to help the children transition in an orderly fashion. Start singing this song and ask the children to gather with you for Closing Circle Time.</i></p> <p>Classroom Song, verse 3 <i>DDD ESV Songs 12, track 3</i></p> <p>It's time to get ready to go and tell, It's time to get ready to go and tell, Come gather here with me.</p>
<p>Closing Circle Time</p> <p>Classroom Song, verse 4</p> <p><i>lyrics and sheet music, Appendix A</i></p>	<p><i>When children are settled in the circle, say:</i></p> <p>"It's almost time for your parents to come pick you up. And do you know what that means? It means.... (draw this out to build anticipation and excitement)...that it's almost time to go home and....it's almost time to...Go and Tell! We have learned some big news about God today. God wants us to take and tell it to the whole world!"</p> <p>Classroom Song, verse 4 <i>DDD ESV Songs 12, track 4</i></p> <p>So what's our big news to go and tell, So what's our big news to go and tell, Can you tell me now?</p>
<p>Big News to Tell</p> <p>Big Question 12</p> <p><i>VISUAL AID</i></p> <div style="border: 1px solid black; background-color: #90EE90; padding: 5px; display: inline-block; margin: 5px 0;">#1</div> <p><i>*found in DDD Unit 12 Visual Aids, ESV Book lyrics and sheet music, Appendix A</i></p> <p>Big Question 12, Bible Truth 6</p> <p><i>VISUAL AID</i></p> <div style="border: 1px solid black; background-color: #90EE90; padding: 5px; display: inline-block; margin: 5px 0;">#3</div>	<p>"Let's see....there's so much big news to tell! There's so much we've learned!</p> <p>First of all, can you tell me the answer to our Big Question: "How Should God's People Live?" <i>Hold up the Bible Truth Clue Picture.</i></p> <p>Say the answer with me: "They Should Live Like Jesus!"</p> <p><i>(If desired, you can sing one/both of the Big Question songs.)</i> <i>DDD ESV Songs 12, tracks 12,13</i></p> <p>And what's one way He does this? What did we learn? <i>Point to the picture.</i></p> <p>By Saying "No" to Disobeying God!</p> <p>"And how do I know this is true? Can you tell me? Say it with me: "The Bible tells me so!" That's right!</p>
<p>Big Question 12, Bible Truth 6 Bible Verse</p> <p><i>VISUAL AID</i></p> <div style="border: 1px solid black; background-color: #90EE90; padding: 5px; display: inline-block; margin: 5px 0;">#4</div> <p><i>*found in the DDD Unit 12 Visual Aids, ESV Book lyrics and sheet music, Appendix A</i></p>	<p>We learned: 1 Corinthians 10:13, ESV:</p> <p>"No temptation has overtaken you that is not common to man. God is faithful, and he will not let you be tempted beyond your ability, but with the temptation he will also provide the way of escape, that you may be able to endure</p> <p>Learn a Little: "God is faithful, and he will not let you be tempted beyond your ability." it"</p> <p>God's people will be tempted to sin every day of their lives. Their temptations are common to man--that is, they will be tempted to sin against God, just like everyone else. But God's people can be encouraged that God is always there to help them say "no." He promises that He will never let them be tempted more than they can bear. With any temptation they face, He promises to provide a way of escape, so they can endure the temptation without sinning. How good, merciful, and powerful is the Lord! We can be God's people when we turn away from our sins and trust in Jesus as our Savior. He can help us say "no" to temptation, too.</p> <p><i>(If desired, you can sing the Bible verse song.)</i> <i>DDD ESV Songs 12, track 38</i></p>

4. CLOSING CIRCLE TIME, continued



= follow the stars for a short & simple lesson plan

<p>Closing ACTS Prayer Time</p> <p>ACTS Prayer Chant</p> <p><i>lyrics and sheet music, Appendix A</i></p>	<p><i>Let's ask God to help us to remember this and even tell others this good news. Let's get ready and pray our ACTS prayer.</i></p> <p><i>And what does ACTS mean? Let's sing/say our ACTS Prayer Chant!</i></p> <p>ACTS Prayer Chant Song <i>DDDESV Songs 12, tracks 10,11</i></p> <p>A, Adoration, God, we praise You! C, Confession, Forgive us our sins. T, Thanksgiving, Thank You for Jesus, S, Supplication, Help us to live like Him.</p> <p style="text-align: right;">That's the ACTS prayer, my friend, Bow your head, Close your eyes, Shhh, Let's begin.</p>
<p>Closing ACTS Prayer</p>	<p>"Let's pray!"</p> <p><i>Lead the children in the ACTS prayer for this Bible Truth.</i></p> <p>A God, we praise You for Jesus, Your Perfet Son, who never, ever disobeyed You, no matter how tempting it was.</p> <p>C God, please forgive us for not saying "no" to disobeying You. Many times, when we are tempted, we choose to forget Your good ways and go ahead and do what we want to do. We need a Savior!</p> <p>T Thank You, God, for promising to help Your people when they are tempted to do wrong. You promise to always provide them with a way out of sin. Thank You, that we can become Your people through Jesus, too, and You will help us.</p> <p>S God, please work in our hearts. Help us turn away from our sins and trust in Jesus as our Savior. Help us to say "no" to disobeying You when we are tempted. Help us to choose to live for You, instead, like Jesus did. In Jesus' name we pray, Amen.</p>
<p>5. TAKING IT HOME <i>(Take Home Sheet)</i></p>	
<p>Clean up and Dismissal </p>	<p>"Now it's time to work together and clean up." <i>Have the children join you in cleaning up the room.</i></p>
<p>Coloring Pages/ Take Home Sheets </p> <p><i>in Appendix C</i></p>	<p><i>Give out the craft/take home sheet and any other papers from the session, as you dismiss children from class.</i></p> <p><i>(Reminder: The back side of the coloring page is the take home sheet for each lesson.)</i></p>
<p>Bible Story to Take-Home</p> <p><i>in Appendix C</i></p>	<p>You may also want to include a copy of the story along with the take home sheet. (However, each coloring sheet/take home sheet includes a note to parents telling where they can download the story from the Parent Resources section on the website.</p>

The Case of the Escape that Waited*1 Samuel 17:19,23-24,27,31; 2 Samuel 5-6***Story-telling Tips**

Ahead of time:

1. Read the Bible verses and story. Pray!
2. Choose story action cues and prepare storyboard figures/story scenes, if using. (In Visual Aids book)
3. Practice telling story with the storyboard pictures, timing your presentation. Shorten, if necessary.

During your presentation:

1. Maintain as much eye contact as possible as you tell the story.
2. Put up storyboard figures/add story action cues/hold up storybook scenes as you tell the story. Allow the children to help you put them on the board, if desired.
3. Include the children in your story with a few questions about what they think will happen or words/concepts that might be new to them.
4. Watch the kids for signs that their attention span has been reached. Shorten, if necessary.

INTRODUCTION/ LISTENING ASSIGNMENTS

“Our story is called: The Case of the Escape that Waited. Here is your listening assignment.” Read from Detective Dan’s Listening Assignment signs, but questions are summarized below:

Detective Dan’s Lesson #1 Listening Assignment:

I need to know:

1. Who needed to escape? Who did he need to escape from?
2. How could he have escaped? Why did he wait?

Detective Dan’s Lesson #2 Listening Assignment:**Our Bible Verse is 1 Corinthians 10:13:**

“No temptation has overtaken you that is not common to man. God is faithful, and he will not let you be tempted beyond your ability, but with the temptation he will also provide the way of escape, that you may be able to endure it.”

I need to know:

1. Who was tempted to disobey God? How?
2. How did God help him and provide him a way out?

Detective Dan’s Lesson #3 Listening Assignment:I found six clues, but two of them are **NOT** in the story.

They are: a harp, a rabbit, Goliath, a water jar, a pumpkin, and a spear. *Hold each of them up for the children to see as you identify them.*

I need to know:

1. Which four belong in the story and which two don’t?
2. Who kept asking God for help to can you say no keep saying no to temptation? How did God answer his prayers?

Read the assignment questions, THEN SAY,

“Ok, Deep Down Detectives! Put on your best listening ears and see if you can hear the answers to Detective Dan’s questions. When I finish telling the story, we will see if we can answer all the questions.”

Read the Bible Truth story, answer questions, present the gospel and lead in prayer.

Answers to questions; the gospel; and, ACTS prayer are included with the story text.

The Case of the Escape that Waited *1 Samuel 17:19,23-24,27,31; 2 Samuel 5-6*

David was quite a man! He was a good shepherd who protected his sheep. He was a brave fighter who fought off enemies, whether they were great giants like Goliath, or even whole armies. He sang and played the harp, making up beautiful songs for God.

But most of all, David was a man after God's own heart.

What does it mean to be a man after God's own heart? Well, it means that David loved God and wanted to obey Him, even when it was very tempting to disobey Him.

David's people, the people of Israel, loved David! They were proud of how he protected his sheep from fierce, wild animals, like lions and bears. They praised David for being a brave fighter who fought off their powerful enemies. They loved David's songs and sang them to God.

They were glad that David was a man after God's own heart—who loved God and wanted to obey Him, even when it would be very tempting to disobey Him. They could see that God was pleased with David, too. God helped David in many special ways.

Yes, it seemed that EVERYONE in Israel loved David; but, that was not quite true. There was one man among the people of Israel who certainly did NOT love David.

Who was this man? It was none other than Saul, the king of Israel! Yes, King Saul disliked David because he was jealous of him. (Jealous means wishing you had what someone else has.)

Saul's jealousy of David grew bigger and bigger until it turned into anger and hate. David seemed to have everything that HE used to have, and Saul hated that.

Before David came, who did the people praise? They had praised HIM, King Saul! They praised HIM for being a brave fighter and for being Israel's first king. They praised HIM as the man God helped in special ways. And, oh, how King Saul loved the people's praise!

But now, all that had changed. When Saul had been tempted to disobey God, he didn't say "no." He said "yes"! Saul chose to sin against God and His good ways over and over. God warned Saul many times to turn away from disobeying Him. But what do you think Saul did? Saul kept on disobeying God. How sad!

Can you guess?

Saul kept on disobeying God. How sad!

So at last, after disobeying God over and over and over, the prophet Samuel came to Saul with some very sad news. "The LORD says, 'Because you have chosen to keep on disobeying Me, I'm going to make David and his sons the kings over Israel, instead of your family. No longer will you receive the special help I give My kings. Those days are gone for you,'" Samuel told Saul.

This made King Saul even MORE jealous! Now, he hated David even more. Saul would NOT let David be king. He would get rid of David! He would make sure HIS family, not David's, would be the kings over Israel!

Story with lines separating paragraphs (text in bold, optional interaction cues in italics)

King Saul decided to kill David. He threw a long spear at him. Oh, no! Did Saul hit David?

What do you think?

No, he did not! God protected David and he got away!

Next, King Saul sent men to get rid of David as he slept. Oh, no! Did the men get David?

What do you think?

No, they did not! God protected David. David's wife, Michal, helped David escape.

Now David knew he was not safe anywhere near King Saul. There was only one thing he could do. He must run far, far away. So, away from the king's palace, away from the cities, and out into the dry, desert-y wilderness, David ran. He ran away to where no one lived. Surely King Saul would give up and leave David alone out there. But did he?

What do you think?

But King Saul did NOT! He was determined to get rid of David! So, King Saul and his soldiers went out into that dry, desert-y wilderness hunting for David. Nothing would stop King Saul from getting rid of David!

What a hard life David lived! Every day, Saul and his soldiers were after him. He was always on the run. "Run, David, run! Hide, David, hide!"

Where would David make his home? Where would he sleep?

Can you guess?

David had no home. He slept on the ground, or sometimes in a cave. David couldn't rest anywhere for long. Saul and his soldiers were never far behind. David had to keep moving and stay alert!

And where in that big, dry, desert-y wilderness could David find food and water?

Can you guess?

It wasn't easy. Sometimes, there were only hoppy bugs like locusts to eat! Wriggle, wriggle! Crunch, crunch! Ugh!

God had once called David a man after His own heart, a man who loved God and wanted to obey Him. But NOW what David was thinking inside his heart, with King Saul after him, day after day after day? Did he STILL love God and want to obey Him? David knew that the LORD didn't want him to hate Saul or hurt him. But, oh, it must have been very tempting to want to both hate and hurt Saul after all he had done.

And what would happen if David DID get a chance to kill Saul? Would he keep saying "no" to disobeying God, or would he kill Saul and be rid of him, once and for all?

What do you think?

Story with lines separating paragraphs (text in bold, optional interaction cues in italics)

One night, David and his soldier friend, Abishai, found the place where King Saul and his soldiers were sleeping. They tip-toed around all the sleeping soldiers until they came to King Saul, himself.

Right next to King Saul's head were a water jar and a big spear. Tempting thoughts came into David's heart. He could use the spear and even kill Saul. What would David do now? How mean Saul had been to him! How tired David was of running away from Saul! This would be an easy way for David to finally get rid of Saul.

Abishai agreed with those tempting thoughts. "Let's get rid of King Saul," Abishai urged David. David picked up the water jar and the spear. What would he do with them next?

What do you think David will do?

The LORD helped David NOT give into the temptation to disobey Him and hurt Saul. With jar and spear in hand, David led Abishai away from the camp.

When they were a safe distance away from the Saul and his soldiers, David woke them up with a shout. "King Saul, here are your water jar and your spear. I could have killed you with them, but I didn't," David yelled. "Send a man here to me and I will give them back to you. But please, stop trying to kill me. I've done nothing to you," David pleaded.

Did Saul stop trying to kill David?

What do you think?

I'm sad to say that he did NOT! But even so, David kept on being a man after God's own heart: he kept saying "no" to disobeying God. He waited for God's perfect timing to rescue him.

At last, that perfect timing did come. Saul died, and, David's days of running were over.

NOW, what was David thinking in his heart? Would he celebrate that Saul was dead? It would be tempting to be happy about that.

What do you think David did?

But David said "no" to that temptation, too. David was sad for Saul. He even taught the people a special song to honor him at his funeral.

And not long after Saul died, the people of Israel made David their king. Everyone celebrated with fig cakes and roast meat. They sang songs of praise to the LORD and set up His special meeting place near David's palace house in Jerusalem. And who led the people in praising the LORD that day?

Can you guess?

Why, it was King David, himself! He wanted all the people to be people after God's own heart: people who loved God and wanted to obey Him, even when it was very, very hard.

Cracking the Case: (story wrap-up for Listening Assignments)

It's time to see how we did with our Listening Assignment.

Detective Dan's Lesson #1 Listening Assignment:

I need to know:

- 1. Who needed to escape? Who did he need to escape from and why?** David needed to escape from King Saul. Saul was jealous and wanted to kill David.
- 2. How could he have escaped? Why did he wait?** David could have killed Saul, but he knew that was wrong. He chose to wait for the LORD to rescue him, in His perfect timing.

For You and Me:

David waited a long time for God to provide his escape from King Saul. How hard it must have been to wait! God helped David wait. He helped him say 'no' to the temptation to get rid of King Saul his own way. And how God blessed David when he waited for His perfect timing! Maybe we will never have someone chasing after us and trying to kill us, like David did. Maybe we will never be tempted to kill anybody, like he was. But we have plenty of other temptations that come our way. Every day brings its own set of temptations to disobey God and His good ways. God helped David and He can help us. He can help us turn away and trust in Jesus as our Savior. This is how we become God's people. And, He can help us to keep on saying 'no' to disobeying Him and to keep on living His good way, instead of giving in to sin.

Detective Dan's Lesson #2 Listening Assignment:**Our Bible Verse is 1 Corinthians 10:13, ESV:**

"No temptation has overtaken you that is not common to man. God is faithful, and he will not let you be tempted beyond your ability, but with the temptation he will also provide the way of escape, that you may be able to endure it."

I need to know:

- 1. Who was tempted to disobey God? How?** David was. He was tempted to get rid of King Saul his own way.
- 2. How did God help him and provide him a way out?** God helped him say 'no' to temptation. He helped David wait and trust. And in His perfect timing, God, Himself, provided the way out from King Saul.

For You and Me:

David waited a long time for God to provide his escape from King Saul. How hard it must have been to wait! God helped David wait. He helped him say 'no' to the temptation to get rid of King Saul his own way. And how God blessed David when he waited for His perfect timing! Maybe we will never have someone chasing after us and trying to kill us, like David did. Maybe we will never be tempted to kill anybody, like he was. But we have plenty of other temptations that come our way. Every day brings its own set of temptations to disobey God and His good ways. God helped David and He can help us. He can help us turn away and trust in Jesus as our Savior. This is how we become God's people. And, He can help us to keep on saying 'no' to disobeying Him and to keep on living His good way, instead of giving in to sin.

Detective Dan's Lesson #3 Listening Assignment:

I found six clues, but two of them are **NOT** in the story. They are: a harp, a rabbit, Goliath, a water jar, a pumpkin, and a spear. *Hold each of them up for the children to see as you identify them.*

I need to know:

- 1. Which four belong in the story and which two don't?** The harp, Goliath, the water jar and the spear belong. The rabbit and the pumpkin do not.

For You and Me:

David waited a long time for God to provide his escape from King Saul. How hard it must have been to wait! God helped David wait. He helped him say 'no' to the temptation to get rid of King Saul his own way. And how God blessed David when he waited for His perfect timing! Maybe we will never have someone chasing after us and trying to kill us, like David did. Maybe we will never be tempted to kill anybody, like he was. But we have plenty of other temptations that come our way. Every day brings its own set of temptations to disobey God and His good ways. God helped David and He can help us. He can help us turn away and trust in Jesus as our Savior. This is how we become God's people. And, He can help us to keep on saying 'no' to disobeying Him and to keep on living His good way, instead of giving in to sin.

The Gospel (story wrap-up if NOT using Listening Assignments)

Our Bible Truth is:
How Should God's People Live?
They Should Live Like Jesus...
By Saying "No" to Disobeying God!

Our story today tells us about a time when David said "no" to disobeying God. But you know, David was not a perfect man. He was a man after God's own heart, but he was disobeyed God, just like you and me. Yes, there were many times when David sinned against God, just like we do. David, like us, needed a Savior to save him from the punishment he deserved for his sins.

Who was the Savior that David trusted God to send? It was Jesus! Yes, David looked forward to the day when Jesus would come! God forgave David's sins through his faith in this the coming Savior. God can forgive our sins through Jesus, too. How? When we turn away from disobeying God and trust Jesus as our own Savior! Isn't that good news!

Close in prayer.

Closing ACTS Prayer

- A** God, we praise You for giving us Jesus so we can know how we should live. He lived a perfect life!
- C** God, please forgive us for not saying "no" to disobeying You. Many times, when we are tempted, we choose to forget Your good ways and go ahead and do what we want to do. We need a Savior!
- T** Thank You, God, for promising to help Your people when they are tempted to do wrong. You promise to always provide them with a way out of sin. Thank You, that we can become Your people through Jesus, too, and You will help us.
- S** God, please work in our hearts. Help us turn away from our sins and trust in Jesus as our Savior. Help us to say "no" to disobeying You when we are tempted. Help us to choose to live for You instead, like Jesus did.

In Jesus' name we pray, Amen.

Go to Lesson Plan, p.9 for the script to the rest of the lesson.

Deep Down Discussion Sheet

use with all THREE lessons

Use with all response activities for deeper learning



P.1

Questions to aid discussion of the key concepts and for use in games

Be familiar with these questions and answers. Look for opportunities to ask questions and discuss their answers, such as while the children work on their coloring pages, as part of their response games, or during play time. Remember: your goal isn't to ask all these questions or only talk to the children about these things. It is to be deliberate in having good conversations with them, however much or little you have.

<p>BIG QUESTION</p> <p>Meaning</p> <p>Discussion Questions</p> <p><i>choose a few</i></p>	<p>How Should God's People Live? They Should Live Like Jesus!</p> <p>We become God's people when we turn away from our sins and trust in Jesus as our Savior. When we do, God forgives our sins, and we begin a whole new way of life. God's people no longer live life just to please themselves. They want to honor God with their whole lives, like Jesus did. They seek to love God most of all and love all people, too.</p> <p>1. How should God's people live each day? <i>They should live like Jesus!</i> 2. Who did Jesus always love? <i>God.</i> 3. Who did Jesus always please in everything He felt, thought, said, and did? <i>God.</i> 4. Are God's people perfect like Jesus? <i>No, they are not.</i> 5. Who do God's people try to live like? <i>Jesus.</i> 6. How do God's people try to live like Jesus? <i>They try to love God and please Him in everything they feel, think, say, and do.</i> 7. How can we become God's people? <i>By turning away from our sins and trusting in Jesus as our Savior.</i></p>
<p>BIBLE TRUTH</p> <p>Meaning</p> <p>Discussion Questions</p> <p><i>choose a few</i></p>	<p>They Should Live Like Jesus...By Saying "No" to Disobeying God!</p> <p>Jesus is the perfect Son of God, but when He lived on earth, He was tempted to disobey God just as we are. Sometimes, God's plan for Jesus was very hard. Jesus was tempted disobey God, His Father, and do something easier. God's enemy, Satan, knew just what kinds of things to tempt Jesus with. Oh, how he wanted Jesus to disobey God! He did NOT want Jesus to be our Savior!</p> <p>But no matter what the temptation was, Jesus always said "no" to it. He prayed to God, His Father, to help Him. He remembered God's Word and it made Him strong to always say "no" to disobeying God. He never, ever disobeyed God, so He could be our perfect Savior.</p> <p>God's people are often tempted to disobey God, too. They want to love God. They want to obey Him. They have the Holy Spirit living in their hearts, helping them; but (unlike Jesus), sin is very strong in their hearts, too. God wants His people to do what Jesus did when they are tempted. He wants them to pray to Him and ask for His help. He wants them to remember His Word, the Bible. His Holy Spirit living in their hearts can help them say "no" to sin. And when they do give in to temptation, His Holy Spirit can comfort them with God's forgiveness.</p> <p>When we turn away from our sins and trust in Jesus as our Savior, God promises to help us say "no" to disobeying God, too. And, He promises to forgive our sins, even when we do disobey Him. Thank You, God!</p> <p>1. Who is tempted to disobey God? <i>Everyone...even all of God's people.</i> 2. Who wants to love and obey God? <i>God's people.</i> 3. Who has the Holy Spirit living in their heart? <i>God's people.</i> 4. Is it hard for God's people to say no to disobeying God? <i>Yes, it is.</i> 5. Was it hard for Jesus to say no to disobeying God? <i>Yes, it was.</i> 6. Who helped Jesus when He was tempted to disobey God? <i>God, His Father, and God's Word, the Bible.</i> 7. Who can help God's people when they are tempted to disobey God? <i>God and His Word, the Bible.</i> 8. How can we become God's people? <i>By turning away from our sins and trusting in Jesus as our Savior.</i></p>

Deep Down Discussion Sheet

use with all THREE lessons

P.2

Questions to aid discussion of the key concepts and for use in games

<p>THE GOSPEL</p>	<p>What is God's good news for you and me? <i>The gospel! God made us and we should obey Him. But sadly, we are all disobey-ers who deserve His punishment. But in His mercy, God sent His Son, Jesus, to live a perfect life and to offer it on the cross as He died as the full payment for the sins of God's people. On the third day, Jesus rose from the dead. He had beaten sin and death for them! Now, all who turn away from disobeying God and trust in Jesus as their Savior are forgiven their sins. They get to be God's people, knowing Him in their hearts now. And one day, going to live with Him forever in heaven. We can become God's people, too, when we turn away from our sins and trust in Jesus as our Savior. Ask Him to help you!</i></p>
<p>BIBLE TRUTH BIBLE VERSE</p> <p>Meaning</p> <p>Discussion Questions</p> <p><i>choose a few</i></p>	<p>"No temptation has overtaken you that is not common to man. God is faithful, and he will not let you be tempted beyond your ability, but with the temptation he will also provide the way of escape, that you may be able to endure it." -- 1 Corinthians 10:13, ESV</p> <p>Learn a Little: "God is faithful, and he will not let you be tempted beyond your ability."</p> <p>God's people will be tempted to sin every day of their lives. Their temptations are common to man--that is, they will be tempted to sin against God, just like everyone else. But God's people can be encouraged that God is always there to help them say "no." He promises that He will never let them be tempted more than they can bear. With any temptation they face, He promises to provide a way of escape, so they can endure the temptation without sinning. How good, merciful, and powerful is the Lord! We can be God's people when we turn away from our sins and trust in Jesus as our Savior. He can help us say "no" to temptation, too.</p> <ol style="list-style-type: none"> 1. What is a temptation? <i>Wanting to do something that you know you shouldn't do.</i> 2. Who is tempted to sin (disobey God) every day? <i>We all are, even God's people!</i> 3. Who promises to help God's people not give in to temptation? <i>God does!</i> 4. What does God promise to give God's people to help them? <i>He promises to never give them more than they can bear. And, He promises to give them a way out, so they can say 'no' to the temptation.</i> 5. Do God's people always wait for God's way out? <i>No, sadly, they choose to give into temptation anyway.</i> 6. What do God's people do when they do give into temptation? <i>Turn away from their sins and ask for God's forgiveness.</i> 7. How can we be forgiven our sins and become one of God's people? <i>By turning away from our sins and trusting in Jesus as our Savior.</i>
<p>BIBLE STORY</p> <p>Discussion Questions</p> <p><i>choose a few</i></p>	<p>The Case of the Escape that Waited</p> <ol style="list-style-type: none"> 1. What kinds of great things did David do? <i>David was a good shepherd; he was a brave fighter; he sang and played the harp, making up songs to God; he loved God and wanted to obey Him, even when it was very, very hard.</i> 2. What did the people think of David? <i>They loved him.</i> 3. Who did not love David? Why? <i>King Saul did not love David. He was jealous of him.</i> 4. What did King Saul try to do to David? <i>He tried to kill him lots of times.</i> 5. Did God want David to get rid of Saul by killing him? <i>No, He did not. He wanted David to trust in Him and His plans.</i> 6. What did David do when he was tempted to kill King Saul? <i>He said no to the temptation. Instead of killing him with a spear, he went away. He woke up Saul and told him that he could have killed him, but did not. He asked Saul to stop trying to kill him.</i> 7. Can God help us say "no" to disobeying Him? <i>Yes, He can. He loves to help us! We can pray to Him, asking Him to help us. We can ask Him to send the Holy Spirit to work in our hearts, helping us to turn from disobeying God and trust in Jesus as our Savior. We can ask Him to give us strength to say "no" when we are tempted to say "yes" to disobeying Him and His good laws. And we can ask for His forgiveness when we do give in to temptation.</i>

DEEP DOWN DETECTIVES

**Curriculum Resources
for Unit 12, Bible Truth 7:**



**How Should God's People Live?
They Should Live Like Jesus...
By Telling the Good News
of Jesus!**

Session Prep (especially good for newbies!)

Pray!



Pray for the Holy Spirit to be at work in your and the children's hearts.

Review



If new to the curriculum, look at the **Getting Started with Deep Down Detectives section of the Core Curriculum book.** (p.5) It will be especially helpful to read through the Deep Down Detectives section of **The Praise Factory Tour: Extended Version Book.** This is a visual way to understand what goes on in the classroom. (A pdf of the book is found in the samples section on the website.)

Look through and Learn the Lesson



Read over **lesson plan.** Practice any **songs or action rhymes** you are using. Choose/make up motions to go with these. Choose less with younger children and more with older preschoolers. **Practice the lesson with the visual aids** and using the Big Question Box/Briefcase.

Read and Rehearse the Bible Story with Pictures



Read the Bible story from the Bible. Read the curriculum version. Practice telling it with the storyboard pictures. (If you have not previously laminated the story pictures, do that now.) Or, rehearse it from the Simple Story Scenes, if you are using those.

Let There Be Music



Download the music and listen to the songs. Choose which of the songs you will use with the children. If using live musicians, make sure they have the sheet music (Appendix A, Core Curriculum book).

Put the Props in Place



1. Prepare your Visual Aids. Put the Big Question, Unit Bible Truths, Bible Truth, Bible Verse, and Listening Assignment signs, as well as the Bible Story script in one side of the Bible folder.
2. Get out your storyboard. If using Simple Story Scenes, put these in your Bible Folder. Or, if using the individual storyboard figures, put all background pictures in place (they have a BG by the number). Put the rest of the storyboard pictures (these have a SB by the number) in order of use in the other side of the Bible folder.
3. Put the DDD Bible Folder as well as the Big Question sign in the Big Question Box/Briefcase and shut it. If your box/briefcase has locks and you want to use the unlocking the box as part of your session, lock it now....but make sure you have the key or know the code first.
4. Prepare the music CD or sheet music or mp3 device for use in your session.

Set Out Free Play Activities



Choose and set up free time activities you will use with the children. Choose a variety of different activities that will be enjoyed by different types of children. Rotate the activities you provide to keep them interesting and fresh to your children. (Suggestions in Appendix D, Core Curriculum books.)

Prepare Any Activities



Choose which (if any) of the Bible Truth games and crafts activities you want to use in the session. Bear in mind your time frame as well as the developmental abilities and attention span of your children as you decide which/how many to prepare. **Look over the Discussion Sheet** and choose a few questions you might use to spark discussion with the children as they do their activities (especially good for ages 3's+). Pray for God to give you opportunities to talk about these things with the children.

Let Them Take It with Them



Make copies of the craft/take home sheets, if you are not already using them as one of your activities. You may also want to make copies of the story (see take-home version of each story included in Appendix C with the other take home resources) to have for parents to use with their children at home. There's a link on each craft/take home sheet to the story, if you don't make hard copies.

Store It



After your session is over, collect the resources and store them for future use. This curriculum can be used over and over for years to come.

Unit 12: God's People Live for Him

UNIT OVERVIEW

We become God's people when we turn away from our sins and trust in Jesus as our Savior. When we do, God forgives our sins, and we begin a whole new way of life. God's people no longer live life just to please themselves. They want to honor God with their whole lives, like Jesus did. They seek to love God most of all and love all people, too.

In this unit we will learn eight ways that God's people live for Him.

UNIT BIBLE VERSE: Ephesians 5:1-2

"Be imitators of God, as beloved children. And walk in love, as Christ loved us and gave himself up for us."

BIG QUESTION UNDER INVESTIGATION: How Should God's People Live?

ANSWER: They Should Live Like Jesus!

OPTIONAL Big Question 12 INTRODUCTION LESSON (Use Hide 'n' Seek Kids Unit 12 Material)

Story: The Case of the Runaway Who Came Back *Philemon*

Bible Verse: Ephesians 5:1-2

BIBLE TRUTH 1: By Asking God for His Help (3 Lessons Available)

Story: The Case of the Hardest Thing *Matthew 26-28; Mark 14-16; Luke 22-24; John 18-21*

Bible Verse: Hebrews 4:16

BIBLE TRUTH 2: By Loving God Most of All (3 Lessons Available)

Story: The Case of the Man Who Left His Money *Matthew 9; Mark 2; Luke 5*

Bible Verse: Deuteronomy 6:4-5

BIBLE TRUTH 3: By Loving Other People as God Has Loved Them

(3 Lessons Available)

Story: The Case of the Man Who Kept on Loving *Acts 6-7*

Luke 3:15-18, 21-23; John 1:19-34

Bible Verse: 1 Corinthians 13:4-8

BIBLE TRUTH 4: By Trusting God and Being Happy with What He Wants (3 Lessons Available)

Story: The Case of the Faith that Faced Fire *Daniel 1-3*

Bible Verse: Proverbs 3:5-6

BIBLE TRUTH 5: By Learning God's Word and Obeying It (3 Lessons Available)

Story: The Case of the Lost Treasure *2 Kings 22; 23:1-20, 24; 2 Chronicles 34:8-33*

Bible Verse: Psalm 119:11, 15-16

BIBLE TRUTH 6: By Saying "No" to Disobeying God (3 Lessons Available)

Story: The Case of the Escape that Waited *1 Samuel 17:19, 23-24, 27, 31; 2 Samuel 5-6*

Bible Verse: 1 Corinthians 10:13

➔ BIBLE TRUTH 7: By Telling the Good News of Jesus (3 Lessons Available)

Story: The Case of the Beautiful, Busy Feet *Acts*

Bible Verse: Romans 10:13-15

BIBLE TRUTH 8: By Making Much of God (3 Lessons Available)

Story: The Case of the Boastful Man

Acts 7-9, 22; Romans; 1 & 2 Corinthians; Ephesians; Philippians

Bible Verse: Psalm 66:1-3, 5, 16

Deep Down Detectives ESV Songs 12 Track Numbers

This is a listing of all songs mentioned in the unit curriculum. You may or may not choose to use all of the songs. They are listed in easy-reference order--NOT in the order used in the curriculum. You may choose to simply burn a CD/load them onto an mp3 device in this order. Or, you may want to do what we do: choose the songs we want to use and create a play list of them in that order. Then, we burn a CD/upload the play list onto an mp3 device. A teacher only has to click forward to the next song, instead of hunting for the right track. The track number have been included as part of the title of each song, teachers will still have a reference to the track number listed in the curriculum (same as those listed below), even if you change the order on your customized play list.

SONGS USED EVERY UNIT OF THE CURRICULUM

- 1 The Classroom Song v.1
- 2 The Classroom Song v.2
- 3 The Classroom Song v.3
- 4 The Classroom Song v.4
- 5 Deep Down Detectives Theme Song
- 6 The Classroom Rules Song
- 7 Let's Pray Song
- 8 The Big Question Box Song
- 9 The Bible Chant Song
- 10 ACTS Prayer Song (Short Version)
- 11 ACTS Prayer Song (Full Version)

UNIT 12: GOD'S PEOPLE LIVE FOR HIM

- 12 Big Q & A 12 Song
- 13 Big Question 12 Song: How Should God's People Live Each Day?
- 14 Big Question 12 Bible Verse Song: Walk in Love Ephesians 5:1-2, ESV
- 15 Extra Big Question 12 Bible Verse Song: Let Everyone Who Names the Name 2 Timothy 2:19,22, ESV
- 16 Big Question 12 Hymn: Trust and Obey, v.1
- 17 Big Question 12 Praise Song: I Have Decided to Follow Jesus

How Should God's People Live? They Should Live Like Jesus...

Bible Truth 1: By Asking God for His Help

- 18 Bible Verse: Let Us with Confidence Hebrews 4:16, ESV
- 19 Extra Bible Verse: Let Us Then Draw Near Hebrews 4:16, ESV (other version)
- 20 Extra Bible Verse: Help Us, O God of Our Salvation Psalm 79:9, ESV
- 21 Extra Bible Verse: We All With Unveiled Face 2 Corinthians 3:18, ESV

Bible Truth 2: By Loving Him Most of All

- 22 Bible Verse: Hear, O Hear Deuteronomy 6:4-5, ESV
- 23 Extra Bible Verse: Your Steadfast Love Is Better than Life Psalm 63:3-4, ESV

Bible Truth 3: By Loving Other People as God Has Loved Them

- 24 Bible Verse: Love 1 Corinthians 13:4-8, ESV
- 25 Extra Bible Verse: Love Is Patient 1 Corinthians 13:4-8, ESV

Bible Truth 4: By Trusting God and Being Happy With What He Wants

- 26 Bible Verse: Trust Proverbs 3:5-6, ESV
- 27 Extra Bible Verse: Trust in the LORD Proverbs 3:5-6, ESV (other version)
- 28 Extra Bible Verse: May the God of Hope Romans 15:13, NIV 1984
- 29 Extra Bible Verse: Let the Morning Bring Me Psalm 143:5,8, NIV 1984
- 30 Extra Bible Verse: For a Little While 1 Peter 1:6-7, NIV 1984
- 31 Extra Bible Verse: If God Is for Us Romans 8:31,32,35,37-39, ESV
- 32 Extra Bible Verse: Many Walk as Enemies Philippians 3:18,19,20, ESV
- 33 Extra Bible Verse: You Were Publicly Exposed Hebrews 10:32-36, ESV

Bible Truth 5: By Learning God's Word and Obeying It

- 34 Bible Verse: I Have Stored Up Your Word Psalm 119:11,15-16, ESV
- 35 Extra Bible Verse: If Anyone Loves Me John 14:23, ESV
- 36 Extra Bible Verse: Jesus Answered John 14:23-24, ESV (other version)
- 37 Extra Bible Verse: For We Are God's Workmanship Ephesians 2:10; 6:7-8, NIV 1984

Bible Truth 6: By Saying "No" to Disobeying God

- 38 Bible Verse: No Temptation 1 Corinthians 10:13, ESV
- 39 Extra Bible Verse: No Temptation Has Overtaken You 1 Corinthians 10:13, ESV (other version)
- 40 Extra Bible Verse: Count It All Joy James 1:2-4, ESV

Bible Truth 7: By Telling the Good News of Jesus

- 41 Bible Verse: How Beautiful Romans 10:13-15, ESV
- 42 Extra Bible Verse: Be My Witnesses Acts 1:8, ESV

Bible Truth 8: By Making Much of God

- 43 Bible Verse: Shout with Joy to God Psalm 66:1-3,5,9,16, ESV
- 44 Extra Bible Verse: As Each Has Received a Gift 1 Peter 4:10-11, ESV
- 45 Extra Bible Verse: Gift, Gift, Gift 1 Peter 4:10-11, ESV (other version)
- 46 Extra Bible Verse: I Will Bless the Lord at All Times Psalm 34:1,3,8,10, ESV

Why the Extra Songs?

Deep Down Detectives is a curriculum used by a wide age-span of kids. Sometimes one of the other songs is a better fit for your kids. Or, you may simply want to teach them more songs on the same Bible Truth. Use as many or as few as you want.

listen to or download songs for free at <https://praisefactory.org:Deep Down Detectives Music page>

Big Question 12, Bible Truth 7 Overview: Key Concepts

p.1

Unit 12: God's People Live for Him

Unit Big Question (and Answer): How Should God's People Live? They Should Live Like Jesus!

Unit Bible Verse: "Be imitators of God, as beloved children. And walk in love, as Christ loved us and gave himself up for us." --Ephesians 5:1-2, ESV

Bible Truth 7 Concept: They Should Live Like Jesus...By Telling the Good News of Jesus!

After Jesus died on the cross and rose from the dead, He told His disciples to go tell the good news of salvation to the whole world. Jesus wanted people everywhere know how they could become God's people. He wanted them to know that they could know God in their hearts, now. And after they died, they could go and live with God forever. These wonderful gifts would be theirs when they turned away from their sins and trusted in Jesus as their Savior. What good news this was!

Jesus' disciples obeyed Him. They traveled farther and farther away from their homes, sharing the good news of Jesus to all who would listen. Many people rejoiced in this good news. They turned away from their sins and trusted in Jesus as their Savior. God's people were growing in number!

Even today, God still wants His people to keep on sharing this good news to all who will listen. He wants them to share this good news with people who live next door, and with people who live in faraway places. God wants His people to keep on telling about Jesus until the whole world has heard the good news.

How do God's people carry out this big, wonderful job? With the help of God's Holy Spirit! God promises that His Holy Spirit will be at work inside His people. He will help them know what to say and give them the courage to say it. Best of all, God promises to send His Holy Spirit to work in the hearts of those who listen, helping them trust in Jesus and be saved. We can be God's people, too, when we turn away from our sins and trust in Jesus as our Savior.

Bible Truth 7 Bible Verse: Romans 10:13-15, ESV

"Everyone who calls on the name of the Lord will be saved." How then will they call on him in whom they have not believed? And how are they to believe in him of whom they have never heard? And how are they to hear without someone preaching? And how are they to preach unless they are sent? As it is written, "How beautiful are the feet of those who preach the good news!"

Learn a Little: "How beautiful are the feet of those who preach the good news!"

Meaning

These verses remind us that God sends His people to tell others the good news of salvation through Jesus. They must go, if others are to hear and believe. That is how God has planned to save sinners. What a privilege this is to go and tell others! That is what makes their feet beautiful. Not that they have pretty feet (or cute toes), but that by using their feet to go tell others about Jesus, those others can know God and be saved from their sins.

Bible Truth 7 ACTS Prayer

- A** God, we praise You for being the God who saves. You made the way for sinful people like us to become Your people. How loving and merciful You are!
- C** God, please forgive us for not telling others about You as You want us to. Forgive us for being scared that others might not want to hear about Jesus or make fun of us. Forgive for not trusting You to be at work as we share the good news about salvation through Him. We need a Savior!
- T** Thank You, God, for offering to make us Your people through Jesus. Thank You for giving us the wonderful, good news of salvation through Him.
- S** God, please work in our hearts. Help us turn away from our sins and trust in Jesus as our Savior. Help us to tell others how they can receive the free gift of salvation through Him, too. Work inside others as they hear about Jesus and help them believe in Him, too. In Jesus' name we pray, Amen.

Big Question 12, Bible Truth 7 Overview: Key Concepts

p.2

Bible Truth 7 Story

The Case of the Beautiful, Busy Feet *Acts*

Songs Used in Bible Truth 7

Big Q & A 12 Song

Big Question 12 Song: How Should God's People Live?

Big Question 12 Bible Verse Song: Walk in Love *Ephesians 5:1-2, ESV*

Extra Big Question 12 Bible Verse Song: Let Everyone Who Names the Name 2 Timothy 2:19,22, ESV

Big Question 12 Hymn: Trust and Obey, v.1

Big Question 12 Praise Song: I Have Decided to Follow Jesus



Bible Truth 7 Bible Verse Song: How Beautiful *Romans 10:13-15, ESV*

Extra Bible Truth 7 Bible Verse Song: Be My Witnesses Acts 1:8, ESV

listen to or download songs for free at <https://praisefactory.org>: Deep Down Detectives Music page

1. GETTING STARTED

 = follow the stars for a short & simple lesson plan

<p>Intake Activity Ideas</p>	<p>Choose one of these open-ended activities to include children as they join the class:</p>	
<p>Free Play Time <i>suggestions in Appendix D</i></p>	<p> Offer your own or some of the easy-to-make, free play activities suggested in Appendix D.</p>	
<p>OR Sing-along Music Time <i>lyrics and sheet music, Appendix A</i> <i>listen to or download songs for free at https://praisefactory.org: Deep Down Detectives Music page</i></p>	<p>Music from Deep Down Detectives (DDD) ESV Songs 12: Big Q & A 12 Song Big Question 12 Song Big Question 12 (Unit) Bible Verse Song: Walk in Love Ephesians 5:1-2, ESV Extra Big Question 12 (Unit) Bible Verse Song: Let Everyone Who Names the Name 2 Timothy 2:19,22, ESV Big Question 12 Hymn: Trust and Obey, v.1 Big Question 12 Praise Song: I Have Decided to Follow Jesus Bible Truth 7 Bible Verse Song: How Beautiful Romans 10:13-15, ESV Extra Bible Truth 7 Bible Verse Song: Be My Witnesses Acts 1:8, ESV</p>	<p><i>DDD ESV Songs 12, track 12</i> <i>DDD ESV Songs 12, track 13</i> <i>DDD ESV Songs 12, track 14</i> <i>DDD ESV Songs 12, track 15</i> <i>DDD ESV Songs 12, track 16</i> <i>DDD ESV Songs 12, track 17</i> <i>DDD ESV Songs 12, track 41</i> <i>DDD ESV Songs 12, track 42</i></p> <p><i>Add more fun to Sing-along Music Time by adding a Music, Movement & Memory Activity. These activities are listed on p.10 of this lesson plan with the Response Activities. Instructions found in Appendix B.</i></p>
<p>OR Bible Verse Memory Game <i>instructions found in Appendix B</i></p>	<p>Lesson 1 Game: Roll 'n' Toss Lesson 2 Game: Block Clapping Lesson 3 Game: Meet, Greet and Keep It Up</p> <p><i>These activities are also included on p.10 of this lesson plan with the Response Activities.</i></p>	
<p>2. OPENING CIRCLE TIME (introduce the Bible Truth and tell the related Bible story)</p>		
<p>Gathering the Children <i>lyrics and sheet music, Appendix A</i></p>	<p><i>Sing verse 1 of The Classroom Song to gather the children for Circle Time.</i></p> <p>The Classroom Song, verse 1 <i>DDD ESV Songs 12, track 1</i> Let's gather together to worship God, Let's gather together to worship God, Let's gather together to worship God, Come gather here with me!</p>	
<p>Welcome to Deep Down Detectives</p>	<p> "Welcome to Deep Down Detectives. We're so glad you've joined us! Detectives are people who look for answers to questions. In Deep Down Detectives, we look for answers to big questions about God. We dig deep down in the truths of God's Word to find them."</p>	

2. OPENING CIRCLE TIME, continued



= follow the stars for a short & simple lesson plan

<p>Deep Down Detectives Theme Song</p> <p><i>lyrics and sheet music, Appendix A</i></p>	<p>"Let's sing our Deep Down Detectives Theme Song."</p> <p>★ Deep Down Detectives Theme Song DDD ESV Songs 12, track 5</p> <p>We're Deep Down Detectives, diggin' deep in God's Word, For truths about God and His plans for this world, We're seeking to love Him, with all of our heart, We're Deep Down Detectives! Come on! Let's start!</p>
<p>Classroom Rules Song</p> <p><i>lyrics and sheet music, Appendix A</i></p>	<p>There are two very important things that Deep Down Detectives do together: we worship God and we love one another. Our Classroom Rules Song reminds us how we should act. Let's sing it."</p> <p>Classroom Rules Song DDD ESV Songs 12, track 6</p> <p>Shh, be quiet while someone is talking, Raise your hand, if you have something to say, Don't touch your friend, sitting beside you, Obey your teachers, Be kind as you play. These are our classroom rules, These are our classroom rules, They help us worship God and love one another, These are our classroom rules.</p>
<p>Opening Prayer Time</p> <p><i>lyrics and sheet music, Appendix A</i></p>	<p>"Children, we need God's help to keep these rules. Let's ask Him to help us right now. Let's get ready and pray."</p> <p>Let's Pray DDD ESV Songs 12, track 7</p> <p>1-2-3! Fold your hands, Bow your head, Close your eyes. Let's pray! (<i>repeat</i>)</p> <p>"Let's pray:"</p> <p>★ Opening Prayer</p> <p>Dear Lord, We're so glad to get to gather together to worship You! Please help us keep the classroom rules. Please help us to love You and learn about You today. In Jesus' name we pray. Amen.</p>

2. OPENING CIRCLE TIME, continued

★ = follow the stars for a short & simple lesson plan

Reveal the Big Question
Introduce the Big Question Box/Briefcase

lyrics and sheet music, Appendix A

“Detectives INVESTIGATE things. That means they ask questions and look for answers. Deep Down Detectives investigate big questions about God. The Big Question we are investigating today is right inside our Big Question Box/Briefcase.

The Big Question Box Song

DDD ESV Songs 12, track 8

We’ve got a big box,
All closed up and locked,
Filled with the truths of God’s Word.

We’ve got a brief case,
There’s no time to waste,
Come on, kids, let’s open it up!

The Big Question under Investigation

VISUAL AID



of BQB

Big Question & Answer Sign, front side

**found in the DDD Unit 12 Visual Aids, ESV Book*

Ok, who would like to open for me and pull out the Big Question?”

Choose a child to open the box/briefcase, take out the Big Question and hand it to you, then hold up the Big Question sign for all the children to see, and say:

★ The Big Question we are investigating today is Big Question Number 12:

How Should God’s People Live?

and the Answer is:

They Should Live Like Jesus!

Big Question Meaning

★ We become God’s people when we turn away from our sins and trust in Jesus as our Savior. When we do, God forgives our sins, and we begin a whole new way of life. God’s people no longer live life just to please themselves. They want to honor God with their whole lives, like Jesus did. They seek to love God most of all and love all people, too.

Big Question Songs

★ “Let’s sing our Big Question Song:

Big Q & A 12 Song

lyrics and sheet music, Appendix A

Big Q & A 12 Song

DDD ESV Songs 12, track 12

(adapted version of “Twinkle, Twinkle, Little Star”)

How should God’s people live each day?
They should live like Jesus!
How should God’s people live each day?
How should God’s people live each day?
How should God’s people live each day?
They should live like Jesus!

2. OPENING CIRCLE TIME, continued



= follow the stars for a short & simple lesson plan

Learning about the Big Question (use one or both)



Repeat the Big Question and Answer again:

"How Should God's People Live? They Should Live Like Jesus!"

Say: "Hmmm, I wonder what that means... Let's do our action rhyme/sing our song that explains it."

Then do the action rhyme or sing the song using any of the optional motions suggested, if desired.

Big Question Action Rhyme

Big Question 12 Action Rhyme

Jesus loved God,
I should, too!
Jesus loved others,
I should, too!
Jesus prayed to God,
I should, too!
Jesus obeyed God,
I should, too!

God wants me to live like Jesus,
In everything
I think and say and do!

(POSSIBLE ACTIONS)

Point up to God in heaven

Point to self

Point out to others

Point to self

Make prayer hands

Point to self

Point up to God in heaven

Point to self

Point up to God in heaven

Touch head, mouth and walk in place

Big Question (Action Rhyme) Song



Lyrics and sheet music, Appendix A

Big Question 12 (Action Rhyme) Song

DDD ESV Songs 12, track 13

Refrain:

How should God's people live?
How should God's people live?
How should God's people live?
They should live like Jesus!

(POSSIBLE ACTIONS)

Point up to God in heaven

Verse 1

Jesus loved God most of all,
He loved all people, too,
In all that He did and said and thought,
He loved them thru and thru. (Refrain)

Touch heart, then point up to God in heaven

Point out to others

Touch heart

Verse 2

God's people should love God most of all,
They should love others, too,
And God the Holy Spirit,
Will help them in all they do. (Refrain)

Point up to God in heaven

Point out to others

Touch heart

2. OPENING CIRCLE TIME, continued

★ = follow the stars for a short & simple lesson plan

Learning the Bible Truth

VISUAL take out

AID



of BQB

VISUAL AID

All the Bible Truths Sign

★ "They Should Live Like Jesus" is a good beginning, but there's so more to learn. So it's time for us to dig down even deeper for more answers to our Big Question about God. We're going to be learning **EIGHT** Bible truths that all tell us more about what the God is like.

Who would like to hand me the picture with our eight Bible truths on it? It's in the Big Question Box/Briefcase." *Choose a child to get it and hand it to you, then hold it up and show them the pictures of the eight truths they will be learning.*

Bible Truth Clue

VISUAL take out

AID



of BQB

Bible Truth Clue Sign,

front side

VISUAL AID

After everyone has had a good look, say...

"Ok, we've learned six truths about how to live for God. They are: "By Asking God for His Help," "By Loving God Most of All," "By Loving Other People as God Has Loved Them," "By Trusting God and Being Happy with What He Wants," "By Learning God's Word and Obeying It," and, "By Saying "No" to Disobeying God." (point to pictures as you identify each Bible Truth). Now let's look at our Bible Truth Clue sign and see if we can figure out which of these eight truths we will be learning about today. Who would like to get it out of the Big Question Briefcase for me?"

Choose a child to open the briefcase, take out the Bible Truth Clue sign and hand it to you. Hold up the front side for the children to see. Cover up the answer, written along the bottom, and say:

**"How Should God's People Live?
They Should Live Like Jesus!
By Telling the Good News of ___!"**

Hint

We're missing one word. Here's the hint to what the missing word is. It says: "What is the name of God's Son, sent to save us? It starts with a "J" and it rhymes with "breezes." Can you guess? It's "JESUS." So, the Bible Truth we are learning today is:
(uncover answer from bottom of sign, show it to them and say:)

★ **"How Should God's People Live?
They Should Live Like Jesus!
By Telling the Good News of JESUS!"**

And here is what this Bible Truth means: *(read the meaning off of the back of the sign, say:)*

Bible Truth Meaning

★ After Jesus died on the cross and rose from the dead, He told His disciples to go tell the good news of salvation to the whole world. Jesus wanted people everywhere know how they could become God's people. He wanted them to know that they could know God in their hearts, now. And after they died, they could go and live with God forever. These wonderful gifts would be theirs when they turned away from their sins and trusted in Jesus as their Savior. What good news this was!

Jesus' disciples obeyed Him. They traveled farther and farther away from their homes, sharing the good news of Jesus to all who would listen. Many people rejoiced in this good news. They turned away from their sins and trusted in Jesus as their Savior. God's people were growing in number!

Even today, God still wants His people to keep on sharing this good news to all who will listen. He wants them to share this good news with people who live next door, and with people who live in faraway places. God wants His people to keep on telling about Jesus until the whole world has heard the good news. How do God's people carry out this big, wonderful job? With the help of God's Holy Spirit! God promises that His Holy Spirit will be at work inside His people. He will help them know what to say and give them the courage to say it. Best of all, God promises to send His Holy Spirit to work in the hearts of those who listen, helping them trust in Jesus and be saved. We can be God's people, too, when we turn away from our sins and trust in Jesus as our Savior.

2. OPENING CIRCLE TIME, continued



= follow the stars for a short & simple lesson plan

Learning the Bible Verse

"And how do I know this is true? God tells me so in His special book, the Bible."

The Bible Chant Song

Say or sing the Bible Chant Song.

lyrics and sheet music, Appendix A

The Bible Chant Song

DDD ESV Songs 12, track 9

The Bible, the Bible,
Let's get out the Bible.
Let's hear what God has to say.
The Bible, the Bible,
God's given us the Bible.
It's His Word for us to learn and obey! Yay!

Bible Verse

DDD 12.7 Bible Verse-front side (in the DDD Bible folder)

VISUAL AID Place verse in take out



of BQB
DDD Bible Folder

*found in the DDD Unit 12 Visual Aids, ESV Book

"Who would like to get our Bible folder out of the Big Question Briefcase for me?"

Choose a child to open the briefcase, take out the "Bible" folder and hand it to you. Remove the Bible Verse Picture from the "Bible" folder and hold it up for all the children to see, then say:

Romans 10:13-15 tells us:

Romans 10:13-15, ESV

"Everyone who calls on the name of the Lord will be saved." How then will they call on him in whom they have not believed? And how are they to believe in him of whom they have never heard? And how are they to hear without someone preaching? And how are they to preach unless they are sent? As it is written, "How beautiful are the feet of those who preach the good news!"

Learn a Little: "How beautiful are the feet of those who preach the good news!"

Bible Verse Meaning



What does that mean?

These verses remind us that God sends His people to tell others the good news of salvation through Jesus. They must go, if others are to hear and believe. That is how God has planned to save sinners. What a privilege this is to go and tell others! That is what makes their feet beautiful. Not that they have pretty feet (or cute toes), but that by using their feet to go tell others about Jesus, those others can know God and be saved from their sins.

2. OPENING CIRCLE TIME, continued

= follow the stars for a short & simple lesson plan

**Bible Verse
Song***lyrics and sheet music,
Appendix A**You might also enjoy:**Be My Witnesses
Acts 1:8, ESV
DDD ESV Songs 12,
track 42*

We've said our Bible verse, now let's sing it!

How Beautiful: Romans 10:13-15*DDD ESV Songs 12, track 41*

Refrain

How beautiful! How beautiful!

How beautiful are the feet.

How beautiful! How beautiful!

Are the feet of those who preach the good news.

Ev'ryone who calls on the name of the Lord,

Will be saved.

Ev'ryone who calls on the name of the Lord,

Will be saved.

Yes, but I have some questions...

How then will they call on Him they've not believed in?

How are they to believe in Him they never heard?

How are they to hear without someone preaching?

How are they to preach unless they are sent?





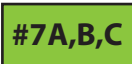


Well, it all goes back to those feet! Refrain

Romans Ten, thirteen through fifteen.

2. OPENING CIRCLE TIME, continued



= follow the stars for a short & simple lesson plan

<p>Getting into the Case</p>	<p>"Now it's time to do a bit more deep down investigating. Let's see what Detective Dan wants us to help him figure out. Would someone like to get it out for me?"</p>
<p>Listening Assignments</p> <p>Place in  take out  of BQB</p>	<p>NOTE: Listening assignments are most suitable for ages 3+. Skip straight to the Bible story (see bottom of this page), if working with 2 year olds.</p> <p>"Let's open up our listening assignment and see what we are supposed to figure out today.</p> <p>Choose a child to take out the Listening Assignment (from the DDD Bible Folder) and hand it to you. Read Detective Dan's letter to the children that includes the listening assignment. The listening assignments are summarized below:</p>
<p>VISUAL AID</p> <p></p> <p>DDD Unit 12 Visual Aids, ESV</p>	<p>Detective Dan's Lesson #1 Listening Assignment:</p> <p>I need to know:</p> <ol style="list-style-type: none"> 1. Who had beautiful, busy feet? 2. What made the feet beautiful? What were they busy doing?
<p>VISUAL AID</p> <p></p> <p>DDD Unit 12 Visual Aids, ESV</p>	<p>Detective Dan's Lesson #2 Listening Assignment:</p> <p>Our Bible Verse is Romans 10:13-15, ESV</p> <p>"Everyone who calls on the name of the Lord will be saved." How then will they call on him in whom they have not believed? And how are they to believe in him of whom they have never heard? And how are they to hear without someone preaching? And how are they to preach unless they are sent? As it is written, "How beautiful are the feet of those who preach the good news!"</p> <p>I need to know:</p> <ol style="list-style-type: none"> 1. What message about Jesus did Jesus' followers tell everyone? 2. Why were their feet so busy traveling to faraway places to tell everyone this message?
<p>VISUAL AID</p> <p></p> <p>*Listening Assignment #3 includes the Assignment Sheet, plus 6 clue pictures*</p> <p>DDD Unit 12 Visual Aids, ESV</p>	<p>Detective Dan's Lesson #3 Listening Assignment:</p> <p>I found six clues, but two of them are NOT in the story. They are: a sunflower, Jesus' followers, a bird, God's Holy Spirit in a heart, a boat, and a cross. Hold each of them up for the children to see as you identify them.</p> <p>I need to know:</p> <ol style="list-style-type: none"> 1. Which four belong in the story and which two don't? 2. What did Jesus's followers ask the Holy Spirit to do in the hearts of those who listened to their good news? How did God answer those prayers?
<p>Tell the Bible Story</p> <p>Place story & pics in  take out  of BQB</p> <p>DDD Unit 12 Visual Aids, ESV</p> <p>Story text included in this book right after this lesson plan and in Visual Aids book</p>	<p>Then say, "Ok, Deep Down Detectives! Put on your best listening ears and see if you can hear the answers to Detective Dan's questions. When I finish telling the story, we will see if we can answer all the questions."</p> <p>Bible Story: The Case of the Beautiful, Busy Feet</p> <p>Acts</p> <p>Read the Bible Truth story, putting up the storyboard pictures as you tell it. Then, have the children answer the listening assignment. Present the gospel and lead in prayer.</p> <p>*Answers to questions; the gospel; and, ACTS prayer are included with the story text.*</p>

Lesson Plan: Big Question 12, Bible Truth 7

use with all THREE lessons

2. OPENING CIRCLE TIME, continued

★ = follow the stars for a short & simple lesson plan

<p>Story Response Song(s)</p> <p>Hymn</p> <p><i>lyrics and sheet music, Appendix A</i></p>	<p><i>As attention span and time allow, you might want to end with one of the following songs which also tie in with the unit. If desired, use the Music and Movement activity ideas while singing (listed with the Response Activities).</i></p> <p>Trust and Obey <i>DDD ESV Songs 12, track 15</i></p> <p>Verse 1 When we walk with the Lord, In the light of His Word, What a glory He sheds on our way! While we do His good will; He abides with us still, And with all who will trust and obey.</p> <p>Refrain Trust and obey, For there's no other way, To be happy in Jesus, But to trust and obey.</p> <p>Tie-in: "How should God's people live each day? They should live like Jesus! God's people live like Jesus when they trust and obey God. Jesus always trusted and obeyed His Father in heaven, even when it was very, very hard. God's people go through hard things, too. They might want to be afraid or sad. They might want to be unhappy, but they don't need to be. They can trust God and keep on obeying Him. God will never stop caring for them! God has promised to care for His people every day of their lives. We can become God's people when we turn from our sins and trust in Jesus as our Savior."</p>
--	---

<p>Praise Song</p> <p><i>lyrics and sheet music, Appendix A</i></p>	<p>Praise Song: I Have Decided to Follow Jesus <i>DDD ESV Songs 12, track 16</i></p> <p>I have decided to follow Jesus, I have decided to follow Jesus, I have decided to follow Jesus, No turning back, no turning back..</p> <p>Tie-in: "How should God's people live each day? They should live like Jesus! The Lord wants us to decide--that is, to say "Yes, I will!"-- to live like Jesus each day. He wants us to love and obey Him. That's what it means to follow Jesus. Let's sing a song about following Jesus."</p>
--	---

3. TAKING ACTION: Response Activities *(choose from among these activities)*






<p>Transition to Activities</p>	<p>★ Well, Deep Down Detectives, you've done a great job diggin' deep down for answers in the truths of God's Word. Now it's time to enjoy some activities."</p> <p><i>Tell children what activity/s you are providing for them: either free play or some of the response activities listed below. When you are ready to dismiss them, use this song to help the children transition in an orderly fashion to their next activity.</i></p>
--	--

<p>Classroom Song, verse 2</p> <p><i>lyrics and sheet music, Appendix A</i></p>	<p>"Children, let's sing our Time to Play Song. When we are finished you may get up and walk over to our next activity."</p> <p>Classroom Song, verse 2 <i>DDD ESV Songs 12, track 2</i></p> <p>We've gathered together to worship God, We've gathered together to worship God, And now it's time to play.</p> <p><i>Dismiss the children to whatever activities you have prepared for them to do.</i></p>
--	--

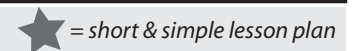
Lesson Plan: Big Question 12, Bible Truth 7

use with all THREE lessons

3. TAKING ACTION: Response Activities (choose from among these activities) ★ = short & simple lesson plan

<p>Response Activities</p>	<p>Choose one or more activities appropriate for your children, based on classroom time and developmental needs. Add the Discussion Sheet to any activity for deeper learning. ★</p>
<p>Bible Verse Memory Game</p> <p><i>game directions, Appendix B</i></p>	<p>Though listed with the opening activities, you may choose to use this Bible verse game here instead (or as a repeat).</p> <ul style="list-style-type: none"> • Lesson 1 Game: Roll 'n' Toss • Lesson 2 Game: Block Clapping • Lesson 3 Game: Meet, Greet and Keep It Up <p>Use the Discussion Sheet with this activity for even deeper learning ★</p>  <p>Discussion Questions</p>
<p>Music, Movement & Memory Activity</p> <p><i>game directions, Appendix B</i></p>	<p>A music activity that uses the songs from the Bible Truth and Big Question unit.</p> <ul style="list-style-type: none"> • DDD Songs for this Bible Truth, plus: • Lesson 1 Activity: Freeze Frame • Lesson 2 Activity: Egg Shakers • Lesson 3 Activity: Jingle Bell Hands <p>Use the Discussion Sheet with this activity for even deeper learning ★</p>  <p>Discussion Questions</p>
<p>Bible Story Review Game</p> <p><i>game directions, Appendix B</i></p>	<p>A game that uses the storyboard pictures from the story to review the story.</p> <ul style="list-style-type: none"> • Lesson 1 Game: Treasure Hunt • Lesson 2 Game: Look Who's Coming Down the Tracks • Lesson 3 Game: Can You Remember? <p>Use the Discussion Sheet with this activity for even deeper learning ★</p>  <p>Discussion Questions</p>
<p>Coloring Pages/ Take Home Sheets</p> <p><i>in Appendix C</i></p> <p>★</p>	<p>A coloring page related to the lesson assignment question is provided for each lesson. On the back of each are the key concepts, a few questions and a song for parents to use with their children.</p> <p>NOTE: Upgrade your coloring sheet to a more interesting craft by offering simple embellishments, such as jiggly eyes, craft sand, glitter, glitter glue, colored paper dots (made with a hole punch), fabric scraps, etc. Make cut-to-size glued-on clothes, hair, etc for characters by using a copy of the coloring sheet, cutting out the selected portions and making them the patterns for whatever you want to cut out of fabric, paper, foil, etc.</p> <ul style="list-style-type: none"> • Lesson 1 Coloring Sheet Emphasis: Bible Truth • Lesson 2 Coloring Sheet Emphasis: Bible Verse • Lesson 3 Coloring Sheet Emphasis: ACTS Prayer <p>Use the Discussion Sheet with this activity for even deeper learning ★</p>  <p>Discussion Questions</p>
<p>Extra Crafts: Big Question Craft</p> <p><i>in Appendix C</i></p> <p>Bible Verse Craft</p> <p><i>in Appendix C</i></p> <p>Bible Story Puzzle</p> <p><i>in Appendix C</i></p>	<p>These crafts are slightly more complex than the coloring/take home sheets:</p> <p>The Bible Concept Go-and-Tell Craft is a craft that summarizes the Bible concept and includes the Bible verse is included for those desiring more than a coloring sheet. This more complex craft will involve gluing, sticking, etc. Can be used at any time.</p> <p>The Bible Story Coloring Sheet provides a tie in between the Bible story and the Bible truth they are learning.</p> <p>The Storyboard Picture Placement Page has been made into a puzzle that can be cut out and re-assembled by the children. This provides a nice summary of the story.</p> <p>Use the Discussion Sheet with these activities for even deeper learning ★</p>  <p>Discussion Questions</p>
<p>Free Play Activities</p> <p><i>ideas in Appendix D</i></p>	<p>Offer your own or some of the easy-to-make, free play activities suggested in Appendix D.</p>

4. CLOSING CIRCLE TIME *(End-of-session activities for the last 5-10 minutes of class time)*



<p>Transition to Closing Circle</p> <p>Classroom Song, verse 3</p> <p><i>lyrics and sheet music, Appendix A</i></p>	<p><i>Use this song to help the children transition in an orderly fashion. Start singing this song and ask the children to gather with you for Closing Circle Time.</i></p> <p>Classroom Song, verse 3 <i>DDD ESV Songs 12, track 3</i></p> <p>It's time to get ready to go and tell, It's time to get ready to go and tell, Come gather here with me.</p>
<p>Closing Circle Time</p> <p>Classroom Song, verse 4</p> <p><i>lyrics and sheet music, Appendix A</i></p>	<p><i>When children are settled in the circle, say:</i></p> <p>"It's almost time for your parents to come pick you up. And do you know what that means? It means.... (draw this out to build anticipation and excitement)...that it's almost time to go home and....it's almost time to...Go and Tell! We have learned some big news about God today. God wants us to take and tell it to the whole world!"</p> <p>Classroom Song, verse 4 <i>DDD ESV Songs 12, track 4</i></p> <p>So what's our big news to go and tell, So what's our big news to go and tell, Can you tell me now?</p>
<p>Big News to Tell</p> <p>Big Question 12</p> <p><i>VISUAL AID</i></p> <div style="border: 1px solid black; background-color: #90EE90; padding: 5px; display: inline-block;">#1</div> <p><i>*found in DDD Unit 12 Visual Aids, ESV Book</i></p> <p><i>lyrics and sheet music, Appendix A</i></p> <p>Big Question 12, Bible Truth 7</p> <p><i>VISUAL AID</i></p> <div style="border: 1px solid black; background-color: #90EE90; padding: 5px; display: inline-block;">#3</div>	<p>"Let's see....there's so much big news to tell! There's so much we've learned!</p> <p>First of all, can you tell me the answer to our Big Question: "How Should God's People Live?" <i>Hold up the Bible Truth Clue Picture.</i></p> <p>Say the answer with me: "They Should Live Like Jesus!"</p> <p><i>(If desired, you can sing one/both of the Big Question songs.)</i> <i>DDD ESV Songs 12, tracks 12,13</i></p> <p>And what's one way He does this? What did we learn? <i>Point to the picture.</i></p> <p>By Telling the Good News of Jesus!</p> <p>"And how do I know this is true? Can you tell me? Say it with me: "The Bible tells me so!" That's right!</p>
<p>Big Question 12 Bible Truth 7 Bible Verse</p> <p><i>VISUAL AID</i></p> <div style="border: 1px solid black; background-color: #90EE90; padding: 5px; display: inline-block;">#4</div> <p><i>*found in the DDD Unit 12 Visual Aids, ESV Book</i></p> <p><i>lyrics and sheet music, Appendix A</i></p>	<p>We learned: Romans 10:13-15, ESV</p> <p>"Everyone who calls on the name of the Lord will be saved." How then will they call on him in whom they have not believed? And how are they to believe in him of whom they have never heard? And how are they to hear without someone preaching? And how are they to preach unless they are sent? As it is written, "How beautiful are the feet of those who preach the good news!"</p> <p>Learn a Little: "How beautiful are the feet of those who preach the good news!"</p> <p>These verses remind us that God sends His people to tell others the good news of salvation through Jesus. They must go, if others are to hear and believe. That is how God has planned to save sinners. What a privilege this is to go and tell others! That is what makes their feet beautiful. Not that they have pretty feet (or cute toes), but that by using their feet to go tell others about Jesus, those others can know God and be saved from their sins.</p> <p><i>(If desired, you can sing the Bible verse song.)</i> <i>DDD ESV Songs 12, track 41</i></p>

4. CLOSING CIRCLE TIME, continued



= follow the stars for a short & simple lesson plan

<p>Closing ACTS Prayer Time</p> <p>ACTS Prayer Chant</p> <p><i>lyrics and sheet music, Appendix A</i></p>	<p><i>Let's ask God to help us to remember this and even tell others this good news. Let's get ready and pray our ACTS prayer.</i></p> <p><i>And what does ACTS mean? Let's sing/say our ACTS Prayer Chant!</i></p> <p>ACTS Prayer Chant Song <i>DDDESV Songs 12, tracks 10,11</i></p> <p>A, Adoration, God, we praise You! C, Confession, Forgive us our sins. T, Thanksgiving, Thank You for Jesus, S, Supplication, Help us to live like Him.</p> <p style="text-align: right;">That's the ACTS prayer, my friend, Bow your head, Close your eyes, Shhh, Let's begin.</p>
<p>Closing ACTS Prayer</p>	<p>"Let's pray!"</p> <p><i>Lead the children in the ACTS prayer for this Bible Truth.</i></p> <p>A God, we praise You for being the God who saves. You made the way for sinful people like us to become Your people. How loving and merciful You are!</p> <p>C God, please forgive us for not telling others about You as You want us to. Forgive us for being scared that others might not want to hear about Jesus or make fun of us. Forgive for not trusting You to be at work as we share the good news about salvation through Him. We need a Savior!</p> <p>T Thank You, God, for offering to make us Your people through Jesus. Thank You for giving us the wonderful, good news of salvation through Him.</p> <p>S God, please work in our hearts. Help us turn away from our sins and trust in Jesus as our Savior. Help us to tell others how they can receive the free gift of salvation through Him, too. Work inside others as they hear about Jesus and help them believe in Him, too.</p> <p>In Jesus' name we pray, Amen.</p>
<p>5. TAKING IT HOME <i>(Take Home Sheet)</i></p>	
<p>Clean up and Dismissal </p>	<p>"Now it's time to work together and clean up." <i>Have the children join you in cleaning up the room.</i></p>
<p>Coloring Pages/ Take Home Sheets </p> <p><i>in Appendix C</i></p>	<p><i>Give out the craft/take home sheet and any other papers from the session, as you dismiss children from class.</i></p> <p><i>(Reminder: The back side of the coloring page is the take home sheet for each lesson.)</i></p>
<p>Bible Story to Take-Home</p> <p><i>in Appendix C</i></p>	<p>You may also want to include a copy of the story along with the take home sheet. (However, each coloring sheet/take home sheet includes a note to parents telling where they can download the story from the Parent Resources section on the website.</p>

The Case of the Beautiful, Busy Feet

Acts

**Story-telling Tips**

Ahead of time:

1. Read the Bible verses and story. Pray!
2. Choose story action cues and prepare storyboard figures/story scenes, if using. (In Visual Aids book)
3. Practice telling story with the storyboard pictures, timing your presentation. Shorten, if necessary.

During your presentation:

1. Maintain as much eye contact as possible as you tell the story.
2. Put up storyboard figures/add story action cues/hold up storybook scenes as you tell the story. Allow the children to help you put them on the board, if desired.
3. Include the children in your story with a few questions about what they think will happen or words/concepts that might be new to them.
4. Watch the kids for signs that their attention span has been reached. Shorten, if necessary.

INTRODUCTION/ LISTENING ASSIGNMENTS

"Our story is called: The Case of the Beautiful, Busy Feet. Here is your listening assignment." Read from Detective Dan's Listening Assignment signs, but questions are summarized below:

Detective Dan's Lesson #1 Listening Assignment:

I need to know:

1. Who had beautiful, busy feet?
2. What made the feet beautiful? What were they busy doing?

Detective Dan's Lesson #2 Listening Assignment:**Our Bible Verse is Romans 10:13-15, ESV**

"Everyone who calls on the name of the Lord will be saved." How then will they call on him in whom they have not believed? And how are they to believe in him of whom they have never heard? And how are they to hear without someone preaching? And how are they to preach unless they are sent? As it is written, "How beautiful are the feet of those who preach the good news!"

I need to know:

1. What message about Jesus did Jesus' followers tell everyone?
2. Why were their feet so busy traveling to faraway places to tell everyone this message?

Detective Dan's Lesson #3 Listening Assignment:I found six clues, but two of them are **NOT** in the story.

They are: a sunflower, Jesus' followers, a bird, God's Holy Spirit in a heart, a boat, and a cross. *Hold each of them up for the children to see as you identify them.*

I need to know:

1. Which four belong in the story and which two don't?
2. What did Jesus's followers ask the Holy Spirit to do in the hearts of those who listened to their good news? How did God answer those prayers?

Read the assignment questions, THEN SAY,

"Ok, Deep Down Detectives! Put on your best listening ears and see if you can hear the answers to Detective Dan's questions. When I finish telling the story, we will see if we can answer all the questions."

Read the Bible Truth story, answer questions, present the gospel and lead in prayer.

Answers to questions; the gospel; and, ACTS prayer are included with the story text.

The Case of the Beautiful, Busy Feet *Acts**Story with lines separating paragraphs (text in bold, optional interaction cues in italics)*

Jesus and His disciples stood together on the Mount of Olives, a hill near the city of Jerusalem. This would be the last time they would be together on earth.

Jesus had died on the cross and was buried in a grave. Then, on Day Three, He rose from the dead and appeared to His disciples. For the next forty days, Jesus taught them about God's good plans from the Bible. How wonderful it had been to have Jesus with them again!

But now, those days were over. It was time for Jesus to go to heaven and rule. Before He went, Jesus told his disciples about the job He had for them. "Be My witnesses," Jesus told them. "Tell everyone what I've done. Tell them how they can become God's people. Teach them everything I've taught you. Make them My disciples," Jesus said. "Start right here in Jerusalem, but don't stop there! This good news is for the whole world," Jesus told them.

"Go through all of Judea, this land you live in. Tell everyone the good news. But don't stop there! Go to Samaria, to your enemies who live in the land next to you. Tell them the good news, but don't stop there, either!" Jesus said, "Keep on going and telling, to the very ends of the earth. Every people, in every part of the world, need to hear this wonderful, good news of salvation through faith in Me!"

Wow! Jesus was giving His disciples a big job! Could they really do all of this? Tell the WHOLE WORLD?

What do you think?

Wow! Jesus was giving His disciples a big job! Could they really do all of this? Tell the WHOLE WORLD? Well... no, they couldn't. Not on their own. But yes, they could, because God was going to give them a powerful Helper. "I will ask the Father and He will send the Holy Spirit to live in your hearts," Jesus told them. "HE will give you the wisdom and power you need to tell the whole world," Jesus told them. "And, when this wonderful, good news of salvation has reached all peoples, in all places, I will come back," Jesus promised. When Jesus finished saying all these things, He went up through the clouds to heaven.

The disciples were sad for Jesus to leave them, but they were happy about His promises. How exciting! The Holy Spirit would live inside their hearts! They would get to tell everyone the good news about Jesus. And one day, when their job was finished, Jesus would come back! Yes, this was all very, very exciting!

But what should they do first? Where should they go? Jesus told them. What did He say?

Can you remember?

"Start in Jerusalem. Wait there for the gift of the Holy Spirit!" Jesus told them; so, that's just where they went and just what they did!

In Jerusalem, they waited and prayed until God's Holy Spirit came to live inside them, just as Jesus promised. The disciples burst out into the streets of Jerusalem, and helped by the Holy Spirit, they spread the good news of Jesus: "Turn away from disobeying God! Trust in Jesus as your Savior!" they told all who would listen. "God will forgive your sins and make you, His people. You can know and love God in your hearts, right now. And when you die, you can live with Him and enjoy Him forever," they promised. "Believe this wonderful, good news today!" they urged everyone.

Bible Story for Big Question 12, Bible Truth 7

Story with lines separating paragraphs (text in bold, optional interaction cues in italics)

The Holy Spirit began to work in the hearts of many that day. And guess what happened next?

Can you guess?

They turned away from their sins and trusted in Jesus as their Savior. Yay!

Thousands of new believers joined Jesus' first disciples. They gathered together as a church to pray and learn from God's Word. They encouraged each other to love God and love one another like sisters and brothers. And, they encouraged each other to do the job Jesus gave them. Can you remember what that job was?

Can you remember?

"Be My witnesses! Tell the whole world about Me!" Jesus had told them. Now, it was time to do it!

Some stayed in Jerusalem. They kept on telling others the good news of Jesus there. But many others left Jerusalem. Jesus told them to go to the whole world, so that's what they did.

Some went to the little towns of their homeland, Judea. And what did they remember as they moved? Jesus' last words: "Be My witnesses! Tell the whole world the wonderful, good news of salvation through faith in Me."

And so, they did. "Turn away from disobeying God and trust in Jesus as your Savior," they told people in Judea. "God will forgive your sins and make you, His people. You can know and love God in your hearts, right now. And when you die, you will live with Him and enjoy Him forever. Believe this wonderful, good news today!" they urged the people in Judea.

Many heard this wonderful, good news and believed! Now, they were God's people, brothers and sisters through Jesus!

Some of Jesus' followers left Judea and went even farther away. Some, like Philip, went to Samaria, the nearby land of their enemies. And what did Philip and the others remember as they went? Jesus' last words. Can you remember them?

Can you?

"Be My witnesses! Tell the whole world the wonderful, good news of salvation through faith in Me!" Jesus had told them.

So, that's what Philip and others did: "Turn away from disobeying God and trust in Jesus as your Savior," they told their enemies in Samaria. "God will forgive your sins and make you, His people. You can know and love God in your hearts, right now. And when you die, you will live with Him and enjoy Him forever. Believe this wonderful, good news today!" they urged.

Many of these enemies heard and believed! They weren't enemies, anymore! Now, they were God's people, brothers and sisters through Jesus!

Story with lines separating paragraphs (text in bold, optional interaction cues in italics)

Others, like Paul and Barnabas, went even farther away. They sailed on ships over the wavy seas to islands. They walked miles and miles to other faraway places. Over tall mountains, down deep valleys, along the seashore, they travelled. Wherever people were, they went. And what did they remember as they went to all these places? Jesus' last words. Can you remember them?

Can you?

"Be My witnesses! Tell the whole world the wonderful, good news of salvation through faith in Me!" Jesus had told them.

So, that's what Paul and Barnabas did: "Turn away from disobeying God and trust in Jesus as your Savior," they told the peoples in those faraway places. "God will forgive your sins and make you, His people. You can know and love God in your hearts, right now. And when you die, you will live with Him and enjoy Him forever. Believe this wonderful, good news today!" they urged.

Many in these faraway places heard this wonderful, good news and believed! Now, they were God's people, brothers and sisters through Jesus!

Many years have passed since Jesus told His disciples to tell the world how He can be their Savior. And all this time, as His disciples have kept on spreading the good news, the Holy Spirit has been at work in the hearts of people. Now, millions, even billions, of people have become God's people, brothers and sisters through Jesus. But did you know the job is STILL not finished?

But did you know the job is STILL not finished? There are still so many people who need to hear the good news of Jesus. Million, even billions, of people. Who will tell THEM about Him? Can you guess?

Can you guess?

God's people, living today, that's who! Jesus wants His disciples to keep on telling everyone, all over this world, how He can become their Savior. People who live near them need to hear. People who live far away from them need to hear. And everyone who lives in between needs to hear, too! They ALL need to hear the wonderful, good news of Jesus, that they might turn away from disobeying God, trust Jesus as their Savior, and be saved!

And who will help God's people finish this big job? The same Person who helped those believers, long ago. Can you remember who?

Can you remember His name?

God's Holy Spirit, that's who! He is living in their hearts, helping God's people do the job Jesus gave them. He's at work in those who hear the good news of Jesus, too, helping them turn away from their sins and trust in Jesus as their Savior.

On and on, God's people will remember Jesus' last words to them. What are they again?

Can you remember them?

"Be My witnesses! Tell the whole world the wonderful, good news of salvation through faith in Me!" Jesus had told them.

Yes, they will keep on doing the job God gave them, until all of God's people are saved, millions and billions, even trillions of people. More people than we can count. Wow! And THEN, at last, it will be time for Jesus to come back. He will take His people to live with Him in the new heaven and earth forever. What a great day that will be! It will be Perfect Wonderfulness!

Cracking the Case: (story wrap-up for Listening Assignments)

It's time to see how we did with our Listening Assignment.

Detective Dan's Lesson 1 Listening Assignment:

1. Who had beautiful, busy feet? God's people.
2. What made the feet beautiful? What were they busy doing? They were using their feet to travel to faraway places to tell others about Jesus. People turned away from their sins and trusted in Jesus as their Savior. They became God's people, too. They were so grateful that someone would walk so far just so they could hear about Jesus. That's why they called the feet of these messengers beautiful!

For You and Me:

Jesus' first followers were busy going into the world, telling everyone about Jesus. They wanted everyone to turn away from their sins and trust in Jesus as their Savior. They wanted them all to be God's people forever. Jesus still sends out His followers so that many more people might trust in Him as their Savior. Why, your teachers, even today, are telling you this good news, so that YOU might turn away from your sins and trust in Jesus as your Savior. They want you to be God's people too. I guess that means they have beautiful feet!

**Detective Dan's Lesson 2 Listening Assignment:
Our Bible Verse is Romans 10:13-15, ESV**

"Everyone who calls on the name of the Lord will be saved." How then will they call on him in whom they have not believed? And how are they to believe in him of whom they have never heard? And how are they to hear without someone preaching? And how are they to preach unless they are sent? As it is written, "How beautiful are the feet of those who preach the good news!"

I need to find out:

1. What message about Jesus did Jesus' followers tell everyone? That they could become God's people when they turned away from their sins and trusted in Jesus as their Savior.
2. Why were their feet so busy traveling to faraway places to tell everyone this message? Only by going to these faraway places would the people who lived there hear about Jesus, turn away from their sins, and be saved. This was the only way they could get to become God's people.

For You and Me:

Jesus' first followers were busy going into the world, telling everyone about Jesus. They wanted everyone to turn away from their sins and trust in Jesus as their Savior. They wanted them to be God's people forever. Jesus still sends out his followers today. He still wants people to trust in Him as their Savior. Why, your teachers, even today, are telling you this good news so that YOU might turn away from your sins and trust in Jesus as your Savior. They want you to be God's people too. I guess that means they have beautiful feet, too!

Detective Dan's Lesson 3 Listening Assignment:

Our six clues were: a sunflower, Jesus' followers, a bird, God's Holy Spirit in a heart, a boat, and a cross.

1. Which four belong in our story?

Jesus' followers, God's Holy Spirit in a heart, the boat and the cross belong. The sunflower and the bird do not.

2. What did Jesus's followers ask the Holy Spirit to do in the hearts of those who listened to their good news? How did God answer those prayers? They asked the Holy Spirit to help people turn away from their sins and trust in Jesus as their Savior. The Holy Spirit DID work in the hearts of many and they were saved!

For You and Me:

The Holy Spirit worked in the hearts of many who heard the good news of Jesus, long ago. He can work in our hearts, too. He can help us turn away from our sins and trust in Jesus as our Savior. Ask Him to help you today! He loves to answer this prayer!

The Gospel (story wrap-up if NOT using Listening Assignments)**Our Bible Truth is:**

Can You Tell Me What the LORD Is Like?

They Should Live Like Jesus...

By Telling the Good News of Jesus!

How should God's people live each day? They should live like Jesus... by telling others the good news of Jesus. God's people know how important it is to tell others the good news of Jesus. After all, someone told them! That's how they knew that they should turn away from disobeying God and trust in Jesus as their Savior. They want to tell others this same good news so that they might be saved, too. Why, that's the reason I'm telling the good news of Jesus to you right now! So YOU, too, might turn away from disobeying God and trust in Jesus as your own Savior. I want you to know special closeness with God, too! There is nothing better in life than knowing Him! *Close in prayer.*

Closing ACTS Prayer

- A** God, we praise You for being the God who saves. You made the way for sinful people like us to become Your people. How loving and merciful You are!
- C** God, please forgive us for not telling others about You as You want us to. Forgive us for being scared that others might not want to hear about Jesus or make fun of us. Forgive for not trusting You to be at work as we share the good news about salvation through Him. We need a Savior!
- T** Thank You, God, for offering to make us Your people through Jesus. Thank You for giving us the wonderful, good news of salvation through Him.
- S** God, please work in our hearts. Help us turn away from our sins and trust in Jesus as our Savior. Help us to tell others how they can receive the free gift of salvation through Him, too. Work inside others as they hear about Jesus and help them believe in Him, too.

In Jesus' name we pray, Amen.

Go to Lesson Plan, p.9 for the script to the rest of the lesson.

Deep Down Discussion Sheet

use with all THREE lessons

Use with all response activities for deeper learning



P.1

Questions to aid discussion of the key concepts and for use in games

Be familiar with these questions and answers. Look for opportunities to ask questions and discuss their answers, such as while the children work on their coloring pages, as part of their response games, or during play time. Remember: your goal isn't to ask all these questions or only talk to the children about these things. It is to be deliberate in having good conversations with them, however much or little you have.

<p>BIG QUESTION</p> <p>Meaning</p> <p>Discussion Questions</p> <p><i>choose a few</i></p>	<p>How Should God's People Live? They Should Live Like Jesus!</p> <p>We become God's people when we turn away from our sins and trust in Jesus as our Savior. When we do, God forgives our sins, and we begin a whole new way of life. God's people no longer live life just to please themselves. They want to honor God with their whole lives, like Jesus did. They seek to love God most of all and love all people, too.</p> <p>1. How should God's people live each day? <i>They should live like Jesus!</i></p> <p>2. Who did Jesus always love? <i>God.</i></p> <p>3. Who did Jesus always please in everything He felt, thought, said, and did? <i>God.</i></p> <p>4. Are God's people perfect like Jesus? <i>No, they are not.</i></p> <p>5. Who do God's people try to live like? <i>Jesus.</i></p> <p>6. How do God's people try to live like Jesus? <i>They try to love God and please Him in everything they feel, think, say, and do.</i></p> <p>7. How can we become God's people? <i>By turning away from our sins and trusting in Jesus as our Savior.</i></p>
<p>BIBLE TRUTH</p> <p>Meaning</p> <p>Discussion Questions</p> <p><i>choose a few</i></p>	<p>They Should Live Like Jesus...By Telling the Good News of Jesus!</p> <p>After Jesus died on the cross and rose from the dead, He told His disciples to go tell the good news of salvation to the whole world. Jesus wanted people everywhere know how they could become God's people. He wanted them to know that they could know God in their hearts, now. And after they died, they could go and live with God forever. These wonderful gifts would be theirs when they turned away from their sins and trusted in Jesus as their Savior. What good news this was!</p> <p>Jesus' disciples obeyed Him. They traveled farther and farther away from their homes, sharing the good news of Jesus to all who would listen. Many people rejoiced in this good news. They turned away from their sins and trusted in Jesus as their Savior. God's people were growing in number! Even today, God still wants His people to keep on sharing this good news to all who will listen. He wants them to share this good news with people who live next door, and with people who live in faraway places. God wants His people to keep on telling about Jesus until the whole world has heard the good news.</p> <p>How do God's people carry out this big, wonderful job? With the help of God's Holy Spirit! God promises that His Holy Spirit will be at work inside His people. He will help them know what to say and give them the courage to say it. Best of all, God promises to send His Holy Spirit to work in the hearts of those who listen, helping them trust in Jesus and be saved. We can be God's people, too, when we turn away from our sins and trust in Jesus as our Savior.</p> <p>1. What did Jesus tell others as He traveled around? <i>How they could become God's people by trusting in Him as their Savior.</i></p> <p>2. What did Jesus tell His special followers to do, after He rose from the dead? <i>To go to every part of the world to tell others about Him.</i></p> <p>3. What does Jesus want people everywhere to be? <i>God's people.</i></p> <p>4. What do people need to know, if they are to become God's people? <i>The good news of Jesus.</i></p> <p>5. Has everyone in all places heard about Jesus? <i>No.</i></p> <p>6. What should God's people still do, even today? <i>Keep telling others the good news of Jesus.</i></p> <p>7. Who will help God's people tell others about Jesus? <i>The Holy Spirit.</i></p> <p>8. How can we become God's people? <i>By believing the good news! By turning away from our sins and trusting in Jesus as our Savior!</i></p>

Deep Down Discussion Sheet

use with all THREE lessons

P.2*Questions to aid discussion of the key concepts and for use in games*

THE GOSPEL	What is God's good news for you and me? <i>The gospel! God is the good king who made the world and us. We should obey Him, but instead we have all chosen to disobey Him. We deserve His punishment. But in His mercy, God sent His Son, Jesus, to live a perfect life and to offer it on the cross as He died as the full payment for the sins of God's people. On the third day, Jesus rose from the dead. He had beaten sin and death for them! Now, all who turn away from disobeying God and trust in Jesus as their Savior are forgiven their sins. They get to be God's people, knowing Him in their hearts now. And one day, going to live with Him forever in heaven. We can become God's people, too, when we turn away from our sins and trust in Jesus as our Savior. Ask Him to help you!</i>
BIBLE TRUTH BIBLE VERSE Meaning Discussion Questions	<p>"Everyone who calls on the name of the Lord will be saved." How then will they call on him in whom they have not believed? And how are they to believe in him of whom they have never heard? And how are they to hear without someone preaching? And how are they to preach unless they are sent? As it is written, "How beautiful are the feet of those who preach the good news!" -- Romans 10:13-15, ESV</p> <p>Learn a Little: "How beautiful are the feet of those who preach the good news!"</p> <p>These verses remind us that God sends His people to tell others the good news of salvation through Jesus. They must go, if others are to hear and believe. That is how God has planned to save sinners. What a privilege this is to go and tell others! That is what makes their feet beautiful. Not that they have pretty feet (or cute toes), but that by using their feet to go tell others about Jesus, those others can know God and be saved from their sins.</p> <p><i>choose a few</i></p> <ol style="list-style-type: none"> 1. What does it mean to "call on the name of the Lord?" <i>It means to turn away from your sins and trust in Jesus as your Savior.</i> 2. Who does God send to tell people the good news of Jesus, so they can be saved? <i>God sends His people to tell them.</i> 3. What is preaching? <i>Reading God's Word and explaining it to others.</i> 4. Why does the Bible call the feet of God's people beautiful when they go and tell others the good news of Jesus? <i>Not because their toes are very pretty, but because people are so happy to hear the good news of Jesus and become God's people.</i> 5. How can Jesus become our Savior? <i>We can turn away from our sins and trust in Him as their Savior. God loves to help us do this! Ask Him!</i>
BIBLE STORY Discussion Questions	<p>The Case of the Beautiful, Busy Feet</p> <p><i>choose a few</i></p> <ol style="list-style-type: none"> 1. What did Jesus tell His disciples to do, before He went up to heaven? <i>He told them to be His witnesses to the whole world.</i> 2. What was the message that Jesus' disciples told people? <i>Jesus is God's Son, sent to save us. He died on the cross for the sins of God's people. He rose from the dead, showing He beat sin and death. He calls us to turn away from disobeying God and trust in Him as our Savior. When we do, we become God's dearly loved people who will love Him and know Him forever and ever.</i> 3. Where did Jesus' disciples go to tell this message? <i>They went to the people in their city and they went to people in other places, even other places that were very far away.</i> 4. What do God's people today still need to do? <i>They need to keep on telling others about Jesus. There are still so many who need to hear.</i> 5. How can we become God's people? <i>By turning away from disobeying God and trusting in Jesus as our Savior.</i>

DEEP DOWN DETECTIVES

**Curriculum Resources
for Unit 12, Bible Truth 8:**



How Should God's People Live?

They Should Live Like Jesus...

By Making Much of God!

Session Prep (especially good for newbies!)

Pray!



Pray for the Holy Spirit to be at work in your and the children's hearts.

Review



If new to the curriculum, look at the **Getting Started with Deep Down Detectives section of the Core Curriculum book.** (p.5) It will be especially helpful to read through the Deep Down Detectives section of **The Praise Factory Tour: Extended Version Book.** This is a visual way to understand what goes on in the classroom. (A pdf of the book is found in the samples section on the website.)

Look through and Learn the Lesson



Read over **lesson plan.** Practice any **songs or action rhymes** you are using. Choose/make up motions to go with these. Choose less with younger children and more with older preschoolers. **Practice the lesson with the visual aids** and using the Big Question Box/Briefcase.

Read and Rehearse the Bible Story with Pictures



Read the Bible story from the Bible. Read the curriculum version. Practice telling it with the storyboard pictures. (If you have not previously laminated the story pictures, do that now.) Or, rehearse it from the Simple Story Scenes, if you are using those.

Let There Be Music



Download the music and listen to the songs. Choose which of the songs you will use with the children. If using live musicians, make sure they have the sheet music (Appendix A, Core Curriculum book).

Put the Props in Place



1. Prepare your Visual Aids. Put the Big Question, Unit Bible Truths, Bible Truth, Bible Verse, and Listening Assignment signs, as well as the Bible Story script in one side of the Bible folder.
2. Get out your storyboard. If using Simple Story Scenes, put these in your Bible Folder. Or, if using the individual storyboard figures, put all background pictures in place (they have a BG by the number). Put the rest of the storyboard pictures (these have a SB by the number) in order of use in the other side of the Bible folder.
3. Put the DDD Bible Folder as well as the Big Question sign in the Big Question Box/Briefcase and shut it. If your box/briefcase has locks and you want to use the unlocking the box as part of your session, lock it now....but make sure you have the key or know the code first.
4. Prepare the music CD or sheet music or mp3 device for use in your session.

Set Out Free Play Activities



Choose and set up free time activities you will use with the children. Choose a variety of different activities that will be enjoyed by different types of children. Rotate the activities you provide to keep them interesting and fresh to your children. (Suggestions in Appendix D, Core Curriculum books.)

Prepare Any Activities



Choose which (if any) of the Bible Truth games and crafts activities you want to use in the session. Bear in mind your time frame as well as the developmental abilities and attention span of your children as you decide which/how many to prepare. **Look over the Discussion Sheet** and choose a few questions you might use to spark discussion with the children as they do their activities (especially good for ages 3's+). Pray for God to give you opportunities to talk about these things with the children.

Let Them Take It with Them



Make copies of the craft/take home sheets, if you are not already using them as one of your activities. You may also want to make copies of the story (see take-home version of each story included in Appendix C with the other take home resources) to have for parents to use with their children at home. There's a link on each craft/take home sheet to the story, if you don't make hard copies.

Store It



After your session is over, collect the resources and store them for future use. This curriculum can be used over and over for years to come.

Unit 12: God's People Live for Him

UNIT OVERVIEW

We become God's people when we turn away from our sins and trust in Jesus as our Savior. When we do, God forgives our sins, and we begin a whole new way of life. God's people no longer live life just to please themselves. They want to honor God with their whole lives, like Jesus did. They seek to love God most of all and love all people, too.

In this unit we will learn eight ways that God's people live for Him.

UNIT BIBLE VERSE: Ephesians 5:1-2

"Be imitators of God, as beloved children. And walk in love, as Christ loved us and gave himself up for us."

BIG QUESTION UNDER INVESTIGATION: How Should God's People Live?

ANSWER: They Should Live Like Jesus!

OPTIONAL Big Question 12 INTRODUCTION LESSON (Use Hide 'n' Seek Kids Unit 12 Material)

Story: The Case of the Runaway Who Came Back *Philemon*

Bible Verse: Ephesians 5:1-2

BIBLE TRUTH 1: By Asking God for His Help (3 Lessons Available)

Story: The Case of the Hardest Thing *Matthew 26-28; Mark 14-16; Luke 22-24; John 18-21*

Bible Verse: Hebrews 4:16

BIBLE TRUTH 2: By Loving God Most of All (3 Lessons Available)

Story: The Case of the Man Who Left His Money *Matthew 9; Mark 2; Luke 5*

Bible Verse: Deuteronomy 6:4-5

BIBLE TRUTH 3: By Loving Other People as God Has Loved Them

(3 Lessons Available)

Story: The Case of the Man Who Kept on Loving *Acts 6-7*

Luke 3:15-18, 21-23; John 1:19-34

Bible Verse: 1 Corinthians 13:4-8

BIBLE TRUTH 4: By Trusting God and Being Happy with What He Wants (3 Lessons Available)

Story: The Case of the Faith that Faced Fire *Daniel 1-3*

Bible Verse: Proverbs 3:5-6

BIBLE TRUTH 5: By Learning God's Word and Obeying It (3 Lessons Available)

Story: The Case of the Lost Treasure *2 Kings 22; 23:1-20, 24; 2 Chronicles 34:8-33*

Bible Verse: Psalm 119:11, 15-16

BIBLE TRUTH 6: By Saying "No" to Disobeying God (3 Lessons Available)

Story: The Case of the Escape that Waited *1 Samuel 17:19, 23-24, 27, 31; 2 Samuel 5-6*

Bible Verse: 1 Corinthians 10:13

BIBLE TRUTH 7: By Telling the Good News of Jesus (3 Lessons Available)

Story: The Case of the Beautiful, Busy Feet *Acts*

Bible Verse: Romans 10:13-15

➔ BIBLE TRUTH 8: By Making Much of God (3 Lessons Available)

Story: The Case of the Boastful Man

Acts 7-9, 22; Romans; 1 & 2 Corinthians; Ephesians; Philippians

Bible Verse: Psalm 66:1-3, 5, 16

Deep Down Detectives ESV Songs 12 Track Numbers

This is a listing of all songs mentioned in the unit curriculum. You may or may not choose to use all of the songs. They are listed in easy-reference order--NOT in the order used in the curriculum. You may choose to simply burn a CD/load them onto an mp3 device in this order. Or, you may want to do what we do: choose the songs we want to use and create a play list of them in that order. Then, we burn a CD/upload the play list onto an mp3 device. A teacher only has to click forward to the next song, instead of hunting for the right track. The track number have been included as part of the title of each song, teachers will still have a reference to the track number listed in the curriculum (same as those listed below), even if you change the order on your customized play list.

SONGS USED EVERY UNIT OF THE CURRICULUM

- 1 The Classroom Song v.1
- 2 The Classroom Song v.2
- 3 The Classroom Song v.3
- 4 The Classroom Song v.4
- 5 Deep Down Detectives Theme Song
- 6 The Classroom Rules Song
- 7 Let's Pray Song
- 8 The Big Question Box Song
- 9 The Bible Chant Song
- 10 ACTS Prayer Song (Short Version)
- 11 ACTS Prayer Song (Full Version)

UNIT 12: GOD'S PEOPLE LIVE FOR HIM

- 12 Big Q & A 12 Song
- 13 Big Question 12 Song: How Should God's People Live Each Day?
- 14 Big Question 12 Bible Verse Song: Walk in Love Ephesians 5:1-2, ESV
- 15 *Extra Big Question 12 Bible Verse Song: Let Everyone Who Names the Name 2 Timothy 2:19,22, ESV*
- 16 Big Question 12 Hymn: Trust and Obey, v.1
- 17 Big Question 12 Praise Song: I Have Decided to Follow Jesus

How Should God's People Live? They Should Live Like Jesus...

Bible Truth 1: By Asking God for His Help

- 18 Bible Verse: Let Us with Confidence Hebrews 4:16, ESV
- 19 *Extra Bible Verse: Let Us Then Draw Near Hebrews 4:16, ESV (other version)*
- 20 *Extra Bible Verse: Help Us, O God of Our Salvation Psalm 79:9, ESV*
- 21 *Extra Bible Verse: We All With Unveiled Face 2 Corinthians 3:18, ESV*

Bible Truth 2: By Loving Him Most of All

- 22 Bible Verse: Hear, O Hear Deuteronomy 6:4-5, ESV
- 23 *Extra Bible Verse: Your Steadfast Love Is Better than Life Psalm 63:3-4, ESV*

Bible Truth 3: By Loving Other People as God Has Loved Them

- 24 Bible Verse: Love 1 Corinthians 13:4-8, ESV
- 25 *Extra Bible Verse: Love Is Patient 1 Corinthians 13:4-8, ESV*

Bible Truth 4: By Trusting God and Being Happy With What He Wants

- 26 Bible Verse: Trust Proverbs 3:5-6, ESV
- 27 *Extra Bible Verse: Trust in the LORD Proverbs 3:5-6, ESV (other version)*
- 28 *Extra Bible Verse: May the God of Hope Romans 15:13, NIV 1984*
- 29 *Extra Bible Verse: Let the Morning Bring Me Psalm 143:5,8, NIV 1984*
- 30 *Extra Bible Verse: For a Little While 1 Peter 1:6-7, NIV 1984*
- 31 *Extra Bible Verse: If God Is for Us Romans 8:31,32,35,37-39, ESV*
- 32 *Extra Bible Verse: Many Walk as Enemies Philippians 3:18,19,20, ESV*
- 33 *Extra Bible Verse: You Were Publicly Exposed Hebrews 10:32-36, ESV*

Bible Truth 5: By Learning God's Word and Obeying It

- 34 Bible Verse: I Have Stored Up Your Word Psalm 119:11,15-16, ESV
- 35 *Extra Bible Verse: If Anyone Loves Me John 14:23, ESV*
- 36 *Extra Bible Verse: Jesus Answered John 14:23-24, ESV (other version)*
- 37 *Extra Bible Verse: For We Are God's Workmanship Ephesians 2:10; 6:7-8, NIV 1984*

Bible Truth 6: By Saying "No" to Disobeying God

- 38 Bible Verse: No Temptation 1 Corinthians 10:13, ESV
- 39 *Extra Bible Verse: No Temptation Has Overtaken You 1 Corinthians 10:13, ESV (other version)*
- 40 *Extra Bible Verse: Count It All Joy James 1:2-4, ESV*

Bible Truth 7: By Telling the Good News of Jesus

- 41 Bible Verse: How Beautiful Romans 10:13-15, ESV
- 42 *Extra Bible Verse: Be My Witnesses Acts 1:8, ESV*

Bible Truth 8: By Making Much of God

- 43 Bible Verse: Shout with Joy to God Psalm 66:1-3,5,9,16, ESV
- 44 *Extra Bible Verse: As Each Has Received a Gift 1 Peter 4:10-11, ESV*
- 45 *Extra Bible Verse: Gift, Gift, Gift 1 Peter 4:10-11, ESV (other version)*
- 46 *Extra Bible Verse: I Will Bless the Lord at All Times Psalm 34:1,3,8,10, ESV*

Why the Extra Songs?

Deep Down Detectives is a curriculum used by a wide age-span of kids. Sometimes one of the other songs is a better fit for your kids. Or, you may simply want to teach them more songs on the same Bible Truth. Use as many or as few as you want.

listen to or download songs for free at <https://praisefactory.org:Deep Down Detectives Music page>

Big Question 12, Bible Truth 8 Overview: Key Concepts

p.1

Unit 12: God's People Live for Him

Unit Big Question (and Answer): How Should God's People Live? They Should Live Like Jesus!

Unit Bible Verse: "Be imitators of God, as beloved children. And walk in love, as Christ loved us and gave himself up for us." --Ephesians 5:1-2, ESV

Bible Truth 8 Concept: They Should Live Like Jesus...By Making Much of God!

There are many things we delight in. Birthdays and Christmas. Learning to ride a bike or how to read. Even beautiful things, like the soft, fluffy snow and colorful rainbows. God's people delight in these things, too. But do you know what (or really WHO) God's people delight in most of all? It's the same person Jesus delighted in most of all... God!

Yes! Like Jesus, God's people want to delight in God most of all. They want their lips to be full of praise for Him, and their lives to be pleasing to Him. They want to tell others how good and loving and powerful God is.

And they don't want others just to HEAR how amazing God is. They want others to BE His people, too, so they can KNOW God and DELIGHT in how amazing He is, themselves. They want the whole world to delight in God, because God is the most wonderful person we can ever know. And, because it pleases God when we make much of Him, the one, true God.

The big, Bible word for making much of God is "glorify." Jesus glorified God with His whole life—in everything He thought, and said, and did. God's people ask God to help them glorify Him, too. We can glorify God, too, when we turn away from our sins, trust in Jesus as our Savior, and live our lives for Him. This is how we become God's people. Let's make much of God!

Bible Truth 8 Bible Verse: Psalm 66:1-3,5,16, NIV 1984

"Shout with joy to God, all the earth! Sing the glory of His name! Say to God, "How awesome are your deeds! Come and see what God has done... Let me tell you what he has done for me."

Learn a Little: "Shout with joy to God, all the earth! Sing the glory of His name!"

Meaning

God's people delight in God's glory. He has been so good to them! He has given His Son to save them from their sins. He has provided for their needs with what He knows is best for them. He has filled them with His Holy Spirit, and they have fellowship with Him in their heart. They have never lacked any good thing and they never will their whole life. They want to praise the LORD all the time. They want others to join them in magnifying His name (praising Him) and in knowing Him, themselves. To be one of God's people is the best blessing anyone can ever have.

Bible Truth 8 ACTS Prayer

- A** God, we praise You. You are perfect, good, loving, and wise. You deserve all our praise.
- C** God, please forgive us for choosing to not praise You or delight in You, as You deserve. Many times, we choose to make much of ourselves or others, instead of You. We need a Savior!
- T** Thank You, God, for sending Jesus to save us from our sins. He alone is Savior. He deserves for us to make much of Him.
- S** God, please work in our hearts. Help us turn away from our sins and trust in Jesus as our Savior. Help us to make much of You. Help us to delight in You and how wonderful You are.

In Jesus' name we pray, Amen.

Big Question 12, Bible Truth 8 Overview: Key Concepts

p.2

Bible Truth 8 Story

The Case of the Boastful Man *Acts 7-9,22; Romans; 1 & 2 Corinthians; Ephesians; Philippians*

Songs Used in Bible Truth 8

Big Q & A 12 Song

Big Question 12 Song: How Should God's People Live?

Big Question 12 Bible Verse Song: Walk in Love Ephesians 5:1-2, ESV

Extra Big Question 12 Bible Verse Song: Let Everyone Who Names the Name 2 Timothy 2:19,22, ESV

Big Question 12 Hymn: Trust and Obey, v.1

Big Question 12 Praise Song: I Have Decided to Follow Jesus

Bible Truth 8 Bible Verse Song: Shout with Joy to God Psalm 66:1-3,5,9,16, ESV


Extra Bible Truth 8 Bible Verse Song: As Each Has Received a Gift 1 Peter 4:10-11, ESV



Extra Bible Truth 8 Bible Verse Song: Gift, Gift, Gift 1 Peter 4:10-11, ESV

Extra Bible Truth 8 Bible Verse Song: I Will Bless the Lord at All Times Psalm 34:1,3,8,10, ESV

listen to or download songs for free at <https://praisefactory.org>: Deep Down Detectives Music page

1. GETTING STARTED

 = follow the stars for a short & simple lesson plan

<p>Intake Activity Ideas</p>	<p>Choose one of these open-ended activities to include children as they join the class:</p>
<p>Free Play Time <i>suggestions in Appendix D</i></p>	<p> Offer your own or some of the easy-to-make, free play activities suggested in Appendix D.</p>
<p>OR Sing-along Music Time <i>lyrics and sheet music, Appendix A</i> <i>listen to or download songs for free at https://praisefactory.org: Deep Down Detectives Music page</i></p>	<p>Music from Deep Down Detectives (DDD) ESV Songs 12: Big Q & A 12 Song <i>DDD ESV Songs 12, track 12</i> Big Question 12 Song <i>DDD ESV Songs 12, track 13</i> Big Question 12 (Unit) Bible Verse Song: Walk in Love Ephesians 5:1-2, ESV <i>DDD ESV Songs 12, track 14</i> Extra Big Question 12 (Unit) Bible Verse Song: Let Everyone Who Names the Name 2 Timothy 2:19,22, ESV <i>DDD ESV Songs 12, track 15</i> Big Question 12 Hymn: Trust and Obey, v.1 <i>DDD ESV Songs 12, track 16</i> Big Question 12 Praise Song: I Have Decided to Follow Jesus <i>DDD ESV Songs 12, track 17</i> Bible Truth 8 Bible Verse Song: Shout with Joy to God Psalm 66:1-3,5,9,16, ESV <i>DDD ESV Songs 12, track 43</i> Bible Truth 8 Extra Bible Verse Song: As Each Has Received a Gift 1 Peter 4:10-11, ESV <i>DDD ESV Songs 12, track 44</i> Bible Truth 8 Extra Bible Verse Song: Gift, Gift, Gift 1 Peter 4:10-11, ESV <i>DDD ESV Songs 12, track 45</i> Bible Truth 8 Extra Bible Verse Song: I Will Bless the Lord at All Times Psalm 34:1,3,8,10, ESV <i>DDD ESV Songs 12, track 46</i></p> <p><i>Add more fun to Sing-along Music Time by adding a Music, Movement & Memory Activity. These activities are listed on p.10 of this lesson plan with the Response Activities. Instructions found in Appendix B.</i></p>
<p>OR Bible Verse Memory Game <i>instructions found in Appendix B</i></p>	<p>Lesson 1 Game: Freeze 'n' Say Lesson 2 Game: Deep Down Detectives Mission Madness Practice Lesson 3 Game: Duck, Duck, Goose</p> <p><i>These activities are also included on p.10 of this lesson plan with the Response Activities.</i></p>
<p>2. OPENING CIRCLE TIME (introduce the Bible Truth and tell the related Bible story)</p>	
<p>Gathering the Children <i>lyrics and sheet music, Appendix A</i></p>	<p><i>Sing verse 1 of The Classroom Song to gather the children for Circle Time.</i></p> <p>The Classroom Song, verse 1 <i>DDD ESV Songs 12, track 1</i> Let's gather together to worship God, Let's gather together to worship God, Let's gather together to worship God, Come gather here with me!</p>
<p>Welcome to Deep Down Detectives</p>	<p> "Welcome to Deep Down Detectives. We're so glad you've joined us! Detectives are people who look for answers to questions. In Deep Down Detectives, we look for answers to big questions about God. We dig deep down in the truths of God's Word to find them."</p>

2. OPENING CIRCLE TIME, continued



= follow the stars for a short & simple lesson plan

<p>Deep Down Detectives Theme Song</p> <p><i>lyrics and sheet music, Appendix A</i></p>	<p>"Let's sing our Deep Down Detectives Theme Song."</p> <p>Deep Down Detectives Theme Song Deep Down Detectives Theme Song <i>DDD ESV Songs 12, track 5</i></p> <p>We're Deep Down Detectives, diggin' deep in God's Word, For truths about God and His plans for this world, We're seeking to love Him, with all of our heart, We're Deep Down Detectives! Come on! Let's start!</p>
<p>Classroom Rules Song</p> <p><i>lyrics and sheet music, Appendix A</i></p>	<p>There are two very important things that Deep Down Detectives do together: we worship God and we love one another. Our Classroom Rules Song reminds us how we should act. Let's sing it."</p> <p>Classroom Rules Song <i>DDD ESV Songs 12, track 6</i></p> <p>Shh, be quiet while someone is talking, Raise your hand, if you have something to say, Don't touch your friend, sitting beside you, Obey your teachers, Be kind as you play. These are our classroom rules, These are our classroom rules, They help us worship God and love one another, These are our classroom rules.</p>
<p>Opening Prayer Time</p> <p><i>lyrics and sheet music, Appendix A</i></p>	<p>"Children, we need God's help to keep these rules. Let's ask Him to help us right now. Let's get ready and pray."</p> <p>Let's Pray <i>DDD ESV Songs 12, track 7</i></p> <p>1-2-3! Fold your hands, Bow your head, Close your eyes. Let's pray! (<i>repeat</i>)</p> <p>"Let's pray:"</p> <p>Opening Prayer </p> <p>Dear Lord, We're so glad to get to gather together to worship You! Please help us keep the classroom rules. Please help us to love You and learn about You today. In Jesus' name we pray. Amen.</p>

2. OPENING CIRCLE TIME, continued

★ = follow the stars for a short & simple lesson plan

Reveal the Big Question
Introduce the Big Question Box/Briefcase

lyrics and sheet music, Appendix A

“Detectives INVESTIGATE things. That means they ask questions and look for answers. Deep Down Detectives investigate big questions about God. The Big Question we are investigating today is right inside our Big Question Box/Briefcase.

The Big Question Box Song

DDD ESV Songs 12, track 8

We’ve got a big box,
All closed up and locked,
Filled with the truths of God’s Word.

We’ve got a brief case,
There’s no time to waste,
Come on, kids, let’s open it up!

The Big Question under Investigation

VISUAL AID



of BQB

Big Question & Answer Sign, front side

**found in the DDD Unit 12 Visual Aids, ESV Book*

Ok, who would like to open for me and pull out the Big Question?”

Choose a child to open the box/briefcase, take out the Big Question and hand it to you, then hold up the Big Question sign for all the children to see, and say:

★ The Big Question we are investigating today is Big Question Number 12:

How Should God’s People Live?

and the Answer is:

They Should Live Like Jesus!

Big Question Meaning

★ We become God’s people when we turn away from our sins and trust in Jesus as our Savior. When we do, God forgives our sins, and we begin a whole new way of life. God’s people no longer live life just to please themselves. They want to honor God with their whole lives, like Jesus did. They seek to love God most of all and love all people, too.

Big Question Songs

★ “Let’s sing our Big Question Song:

Big Q & A 12 Song

lyrics and sheet music, Appendix A

Big Q & A 12 Song

DDD ESV Songs 12, track 12

(adapted version of “Twinkle, Twinkle, Little Star”)

How should God’s people live each day?
They should live like Jesus!
How should God’s people live each day?
How should God’s people live each day?
How should God’s people live each day?
They should live like Jesus!

2. OPENING CIRCLE TIME, continued



= follow the stars for a short & simple lesson plan

Learning about the Big Question (use one or both)



Repeat the Big Question and Answer again:

"How Should God's People Live? They Should Live Like Jesus!"

Say: "Hmmm, I wonder what that means... Let's do our action rhyme/sing our song that explains it."

Then do the action rhyme or sing the song using any of the optional motions suggested, if desired.

Big Question Action Rhyme

Big Question 12 Action Rhyme

Jesus loved God,
I should, too!
Jesus loved others,
I should, too!
Jesus prayed to God,
I should, too!
Jesus obeyed God,
I should, too!

God wants me to live like Jesus,
In everything
I think and say and do!

(POSSIBLE ACTIONS)

Point up to God in heaven

Point to self

Point out to others

Point to self

Make prayer hands

Point to self

Point up to God in heaven

Point to self

Point up to God in heaven

Touch head, mouth and walk in place

Big Question (Action Rhyme) Song



Lyrics and sheet music, Appendix A

Big Question 12 (Action Rhyme) Song

DDD ESV Songs 12, track 13

Refrain:

How should God's people live?
How should God's people live?
How should God's people live?
They should live like Jesus!

(POSSIBLE ACTIONS)

Point up to God in heaven

Verse 1

Jesus loved God most of all,
He loved all people, too,
In all that He did and said and thought,
He loved them thru and thru. (Refrain)

Touch heart, then point up to God in heaven

Point out to others

Touch heart

Verse 2

God's people should love God most of all,
They should love others, too,
And God the Holy Spirit,
Will help them in all they do. (Refrain)

Point up to God in heaven

Point out to others

Touch heart

2. OPENING CIRCLE TIME, continued

★ = follow the stars for a short & simple lesson plan

Learning the Bible Truth

VISUAL take out

AID



of BQB

VISUAL AID

All the Bible Truths Sign

★ "They Should Live Like Jesus" is a good beginning, but there's so more to learn. So it's time for us to dig down even deeper for more answers to our Big Question about God. We're going to be learning **EIGHT** Bible truths that all tell us more about what the God is like.

Who would like to hand me the picture with our eight Bible truths on it? It's in the Big Question Box/Briefcase." *Choose a child to get it and hand it to you, then hold it up and show them the pictures of the eight truths they will be learning.*

Bible Truth Clue

VISUAL take out

AID



of BQB

Bible Truth Clue Sign, front side
VISUAL AID

After everyone has had a good look, say...

"Ok, we've learned seven truths about how to live for God. They are: "By Asking God for His Help," "By Loving God Most of All," "By Loving Other People as God Has Loved Them," "By Trusting God and Being Happy with What He Wants," "By Learning God's Word and Obeying It," "By Saying "No" to Disobeying God," and "By Telling the Good News of Jesus." (point to pictures as you identify each Bible Truth). Now let's look at our Bible Truth Clue sign and see if we can figure out which of these eight truths we will be learning about today. Who would like to get it out of the Big Question Briefcase for me?"

Choose a child to open the briefcase, take out the Bible Truth Clue sign and hand it to you. Hold up the front side for the children to see. Cover up the answer, written along the bottom, and say:

**"How Should God's People Live?
They Should Live Like Jesus!
By Making Much of ___!"**

Hint

We're missing one word. Here's the hint to what the missing word is. It says: "Who made all things and is the great, good King who rules over it all? It starts with a "G" and it rhymes with "odd."

Can you guess? It's "GOD."

So, the Bible Truth we are learning today is:
(uncover answer from bottom of sign, show it to them and say:)

★ **"How Should God's People Live?
They Should Live Like Jesus!
By Making Much of GOD!"**

And here is what this Bible Truth means: *(read the meaning off of the back of the sign, say:)*

Bible Truth Meaning

★ There are many things we delight in. Birthdays and Christmas. Learning to ride a bike or how to read. Even beautiful things, like the soft, fluffy snow and colorful rainbows. God's people delight in these things, too. But do you know what (or really WHO) God's people delight in most of all? It's the same person Jesus delighted in most of all... God! Yes! Like Jesus, God's people want to delight in God most of all. They want their lips to be full of praise for Him, and their lives to be pleasing to Him. They want to tell others how good and loving and powerful God is. And they don't want others just to HEAR how amazing God is. They want others to BE His people, too, so they can KNOW God and DELIGHT in how amazing He is, themselves. They want the whole world to delight in God, because God is the most wonderful person we can ever know. And, because it pleases God when we make much of Him, the one, true God. The big, Bible word for making much of God is "glorify." Jesus glorified God with His whole life—in everything He thought, and said, and did. God's people ask God to help them glorify Him, too. We can glorify God, too, when we turn away from our sins, trust in Jesus as our Savior, and live our lives for Him. This is how we become God's people. Let's make much of God!

2. OPENING CIRCLE TIME, continued

★ = follow the stars for a short & simple lesson plan

Learning the Bible Verse

"And how do I know this is true? God tells me so in His special book, the Bible."

The Bible Chant Song

Say or sing the Bible Chant Song.

lyrics and sheet music, Appendix A

The Bible Chant Song

DDD ESV Songs 12, track 9

The Bible, the Bible,
Let's get out the Bible.
Let's hear what God has to say.
The Bible, the Bible,
God's given us the Bible.
It's His Word for us to learn and obey! Yay!

Bible Verse

DDD 12.8 Bible Verse-front side (in the DDD Bible folder)

"Who would like to get our Bible folder out of the Big Question Briefcase for me?"

VISUAL AID Place verse in take out

Choose a child to open the briefcase, take out the "Bible" folder and hand it to you. Remove the Bible Verse Picture from the "Bible" folder and hold it up for all the children to see, then say:



Psalm 66:1-3,5,16 tells us:

★ **Psalm 66:1-3,5,16, NIV 1984**

*found in the DDD Unit 12 Visual Aids, ESV Book

"Shout with joy to God, all the earth! Sing the glory of His name! Say to God, "How awesome are your deeds! Come and see what God has done... Let me tell you what he has done for me."


Learn a Little: "Shout with joy to God, all the earth! Sing the glory of His name!"

Bible Verse Meaning

★ **What does that mean?**

God's people delight in God's glory. He has been so good to them! He has given His Son to save them from their sins. He has provided for their needs with what He knows is best for them. He has filled them with His Holy Spirit, and they have fellowship with Him in their heart. They have never lacked any good thing and they never will their whole life. They want to praise the LORD all the time. They want others to join them in magnifying His name (praising Him) and in knowing Him, themselves. To be one of God's people is the best blessing anyone can ever have.

2. OPENING CIRCLE TIME, continued

 = follow the stars for a short & simple lesson plan

**Bible Verse
Song**

*lyrics and sheet music,
Appendix A*

You might also enjoy:

*As Each Has Received
a Gift
1 Peter 4:10-11, ESV
DDD ESV Songs 12,
track 44*

*Gift, Gift, Gift 1
Peter 4:10-11, ESV
DDD ESV Songs 12,
track 45*

*I Will Bless the Lord at All
Times Psalm 34:1,3,8,10
DDD ESV Songs 12,
track 46*

We've said our Bible verse, now let's sing it!

Shout with Joy to God: Psalm 66:1-3,5,9,16

DDD ESV Songs 12, track 43

Shout! Shout! Shout with joy!
Shout with joy to God, all the earth!
Sing! Sing! Sing the glory!
Sing the glory of His name!
Say! Say! Say to God!
Say to God, "How awesome are your deeds."
Come, Come, Come and see,
Come and see what God has done!
I will tell you what He has done for me!
Psalm Sixty-six, one through three, five, nine, sixteen.

2. OPENING CIRCLE TIME, continued

★ = follow the stars for a short & simple lesson plan

<p>Getting into the Case</p>	<p>"Now it's time to do a bit more deep down investigating. Let's see what Detective Dan wants us to help him figure out. Would someone like to get it out for me?"</p>
<p>Listening Assignments</p> <p>Place in  take out  of BQB</p>	<p>NOTE: Listening assignments are most suitable for ages 3+. Skip straight to the Bible story (see bottom of this page), if working with 2 year olds.</p> <p>"Let's open up our listening assignment and see what we are supposed to figure out today.</p> <p>Choose a child to take out the Listening Assignment (from the DDD Bible Folder) and hand it to you. Read Detective Dan's letter to the children that includes the listening assignment. The listening assignments are summarized below:</p>
<p>VISUAL AID</p> <p></p> <p>DDD Unit 12 Visual Aids, ESV</p>	<p><u>Detective Dan's Lesson #1 Listening Assignment:</u></p> <p>I need to find out:</p> <ol style="list-style-type: none"> 1. Who was the man who was boastful? Who did he first boast about? 2. Why did he change his boast? Who did boast in, instead?
<p>VISUAL AID</p> <p></p> <p>DDD Unit 12 Visual Aids, ESV</p>	<p><u>Detective Dan's Lesson #2 Listening Assignment:</u></p> <p>Our Bible Verse is Psalm 66:1-3,5,16, NIV 1984:</p> <p>"Shout with joy to God, all the earth! Sing the glory of His name! Say to God, "How awesome are your deeds! Come and see what God has done... Let me tell you what he has done for me."</p> <p>I need to find out:</p> <ol style="list-style-type: none"> 1. Who changed from being a man who boasted about himself to a man who boasted about God? 2. What awesome deed of God did he especially love to boast about?
<p>VISUAL AID</p> <p></p> <p>*Listening Assignment #3 includes the Assignment Sheet, plus 6 clue pictures*</p> <p>DDD Unit 12 Visual Aids, ESV</p>	<p><u>Detective Dan's Lesson #3 Listening Assignment:</u></p> <p>I found six clues, but only 4 of them are in the story. They are: a star, God's law, a shoe, a Pharisee, the cross, wild animal. Hold each of them up for the children to see as you identify them.</p> <p>I need to figure out:</p> <ol style="list-style-type: none"> 1. Which four belong in our story? 2. Who did Paul boast in most of all? Why did he boast in Him so much?
<p>Tell the Bible Story</p> <p>Place story & pics in  take out  of BQB</p> <p>DDD Unit 12 Visual Aids, ESV</p> <p>Story text included in this book right after this lesson plan and in Visual Aids book</p>	<p>★ Then say, "Ok, Deep Down Detectives! Put on your best listening ears and see if you can hear the answers to Detective Dan's questions. When I finish telling the story, we will see if we can answer all the questions."</p> <p>★ Bible Story: The Case of the Boastful Man <i>Acts 7-9,22; Romans; 1 & 2 Corinthians; Ephesians; Philippians</i></p> <p>Read the Bible Truth story, putting up the storyboard pictures as you tell it. Then, have the children answer the listening assignment. Present the gospel and lead in prayer.</p> <p>*Answers to questions; the gospel; and, ACTS prayer are included with the story text.*</p>

2. OPENING CIRCLE TIME, continued

★ = follow the stars for a short & simple lesson plan






<p>Story Response Song(s)</p> <p>Hymn</p> <p><i>lyrics and sheet music, Appendix A</i></p>	<p><i>As attention span and time allow, you might want to end with one of the following songs which also tie in with the unit. If desired, use the Music and Movement activity ideas while singing (listed with the Response Activities).</i></p> <p>Trust and Obey <i>DDD ESV Songs 12, track 15</i></p> <p>Verse 1 When we walk with the Lord, In the light of His Word, What a glory He sheds on our way! While we do His good will; He abides with us still, And with all who will trust and obey.</p> <p>Refrain Trust and obey, For there's no other way, To be happy in Jesus, But to trust and obey.</p> <p>Tie-in: "How should God's people live each day? They should live like Jesus! God's people live like Jesus when they trust and obey God. Jesus always trusted and obeyed His Father in heaven, even when it was very, very hard. God's people go through hard things, too. They might want to be afraid or sad. They might want to be unhappy, but they don't need to be. They can trust God and keep on obeying Him. God will never stop caring for them! God has promised to care for His people every day of their lives. We can become God's people when we turn from our sins and trust in Jesus as our Savior."</p>
--	---

<p>Praise Song</p> <p><i>lyrics and sheet music, Appendix A</i></p>	<p>Praise Song: I Have Decided to Follow Jesus <i>DDD ESV Songs 12, track 16</i></p> <p>I have decided to follow Jesus, I have decided to follow Jesus, I have decided to follow Jesus, No turning back, no turning back..</p> <p>Tie-in: "How should God's people live each day? They should live like Jesus! The Lord wants us to decide--that is, to say "Yes, I will!"-- to live like Jesus each day. He wants us to love and obey Him. That's what it means to follow Jesus. Let's sing a song about following Jesus."</p>
--	---

3. TAKING ACTION: Response Activities *(choose from among these activities)*

<p>Transition to Activities</p>	<p>★ Well, Deep Down Detectives, you've done a great job diggin' deep down for answers in the truths of God's Word. Now it's time to enjoy some activities."</p> <p><i>Tell children what activity/s you are providing for them: either free play or some of the response activities listed below. When you are ready to dismiss them, use this song to help the children transition in an orderly fashion to their next activity.</i></p>
<p>Classroom Song, verse 2</p> <p><i>lyrics and sheet music, Appendix A</i></p>	<p>"Children, let's sing our Time to Play Song. When we are finished you may get up and walk over to our next activity."</p> <p>Classroom Song, verse 2 <i>DDD ESV Songs 12, track 2</i></p> <p>We've gathered together to worship God, We've gathered together to worship God, And now it's time to play.</p> <p><i>Dismiss the children to whatever activities you have prepared for them to do.</i></p>

3. TAKING ACTION: Response Activities (choose from among these activities) ★ = short & simple lesson plan

<p>Response Activities</p>	<p>Choose one or more activities appropriate for your children, based on classroom time and developmental needs. Add the Discussion Sheet to any activity for deeper learning. ★</p>
<p>Bible Verse Memory Game <i>game directions, Appendix B</i></p>	<p>Though listed with the opening activities, you may choose to use this Bible verse game here instead (or as a repeat).</p> <ul style="list-style-type: none"> Lesson 1 Game: Freeze 'n' Say Lesson 2 Game: Deep Down Detectives Mission Madness Practice Lesson 3 Game: Duck, Duck, Goose <p>Use the Discussion Sheet with this activity for even deeper learning ★</p>  <p>Discussion Questions</p>
<p>Music, Movement & Memory Activity <i>game directions, Appendix B</i></p>	<p>A music activity that uses the songs from the Bible Truth and Big Question unit.</p> <ul style="list-style-type: none"> DDD Songs for this Bible Truth, plus: Lesson 1 Activity: Bottle Shakers Lesson 2 Activity: March 'n' Say Lesson 3 Activity: Clap, Tap and Say <p>Use the Discussion Sheet with this activity for even deeper learning ★</p>  <p>Discussion Questions</p>
<p>Bible Story Review Game <i>game directions, Appendix B</i></p>	<p>A game that uses the storyboard pictures from the story to review the story.</p> <ul style="list-style-type: none"> Lesson 1 Game: Going Fishing Lesson 2 Game: Pony Express Lesson 3 Game: Who's Inside <p>Use the Discussion Sheet with this activity for even deeper learning ★</p>  <p>Discussion Questions</p>
<p>Coloring Pages/ Take Home Sheets <i>in Appendix C</i></p> <p>★</p>	<p>A coloring page related to the lesson assignment question is provided for each lesson. On the back of each are the key concepts, a few questions and a song for parents to use with their children.</p> <p>NOTE: Upgrade your coloring sheet to a more interesting craft by offering simple embellishments, such as jiggly eyes, craft sand, glitter, glitter glue, colored paper dots (made with a hole punch), fabric scraps, etc. Make cut-to-size glued-on clothes, hair, etc for characters by using a copy of the coloring sheet, cutting out the selected portions and making them the patterns for whatever you want to cut out of fabric or foam.</p> <ul style="list-style-type: none"> Lesson 1 Coloring Sheet Emphasis: Bible Truth Lesson 2 Coloring Sheet Emphasis: Bible Verse Lesson 3 Coloring Sheet Emphasis: ACTS Prayer <p>Use the Discussion Sheet with this activity for even deeper learning ★</p>  <p>Discussion Questions</p>
<p>Extra Crafts: Big Question Craft <i>in Appendix C</i></p> <p>Bible Verse Craft <i>in Appendix C</i></p> <p>Bible Story Puzzle <i>in Appendix C</i></p>	<p>These crafts are slightly more complex than the coloring/take home sheets:</p> <p>The Bible Concept Go-and-Tell Craft is a craft that summarizes the Bible concept and includes the Bible verse is included for those desiring more than a coloring sheet. This more complex craft will involve gluing, sticking, etc. Can be used at any time.</p> <p>The Bible Story Coloring Sheet provides a tie in between the Bible story and the Bible truth they are learning.</p> <p>The Storyboard Picture Placement Page has been made into a puzzle that can be cut out and re-assembled by the children. This provides a nice summary of the story.</p> <p>Use the Discussion Sheet with these activities for even deeper learning ★</p>  <p>Discussion Questions</p>
<p>Free Play Activities ★ <i>ideas in Appendix D</i></p>	<p>Offer your own or some of the easy-to-make, free play activities suggested in Appendix D.</p>

4. CLOSING CIRCLE TIME *(End-of-session activities for the last 5-10 minutes of class time)*

 = short & simple lesson plan

<p>Transition to Closing Circle</p> <p>Classroom Song, verse 3</p> <p><i>lyrics and sheet music, Appendix A</i></p>	<p><i>Use this song to help the children transition in an orderly fashion. Start singing this song and ask the children to gather with you for Closing Circle Time.</i></p> <p>Classroom Song, verse 3 <i>DDD ESV Songs 12, track 3</i></p> <p>It's time to get ready to go and tell, It's time to get ready to go and tell, Come gather here with me.</p>
<p>Closing Circle Time</p> <p>Classroom Song, verse 4</p> <p><i>lyrics and sheet music, Appendix A</i></p>	<p><i>When children are settled in the circle, say:</i></p> <p>"It's almost time for your parents to come pick you up. And do you know what that means? It means.... (draw this out to build anticipation and excitement)...that it's almost time to go home and...it's almost time to...Go and Tell! We have learned some big news about God today. God wants us to take and tell it to the whole world!"</p> <p>Classroom Song, verse 4 <i>DDD ESV Songs 12, track 4</i></p> <p>So what's our big news to go and tell, So what's our big news to go and tell, Can you tell me now?</p>
<p>Big News to Tell</p> <p>Big Question 12</p> <p><small>VISUAL AID</small></p> <div style="border: 1px solid black; background-color: #90EE90; padding: 2px; display: inline-block; margin: 5px;">#1</div> <p><i>*found in DDD Unit 12 Visual Aids, ESV Book lyrics and sheet music, Appendix A</i></p> <p>Big Question 12, Bible Truth 8</p> <p><small>VISUAL AID</small></p> <div style="border: 1px solid black; background-color: #90EE90; padding: 2px; display: inline-block; margin: 5px;">#3</div>	<p>"Let's see....there's so much big news to tell! There's so much we've learned!</p> <p>First of all, can you tell me the answer to our Big Question: "How Should God's People Live?" <i>Hold up the Bible Truth Clue Picture.</i></p> <p>Say the answer with me: "They Should Live Like Jesus!"</p> <p><i>(If desired, you can sing one/both of the Big Question songs.)</i> <i>DDD ESV Songs 12, tracks 12,13</i></p> <p>And what's one way He does this? What did we learn? <i>Point to the picture.</i></p> <p>"By Making Much of God!"</p> <p>"And how do I know this is true? Can you tell me? Say it with me: "The Bible tells me so!"</p> <p>That's right!</p>
<p>Big Question 12 Bible Truth 8 Bible Verse</p> <p><small>VISUAL AID</small></p> <div style="border: 1px solid black; background-color: #90EE90; padding: 2px; display: inline-block; margin: 5px;">#4</div> <p><i>*found in the DDD Unit 12 Visual Aids, ESV Book lyrics and sheet music, Appendix A</i></p>	<p>We learned: Psalm 66:1-3,5,16, NIV 1984:</p> <p>"Shout with joy to God, all the earth! Sing the glory of His name! Say to God, "How awesome are your deeds! Come and see what God has done... Let me tell you what he has done for me."</p> <p>Learn a Little: "Shout with joy to God, all the earth! Sing the glory of His name!"</p> <p>God's people delight in God's glory. He has been so good to them! He has given His Son to save them from their sins. He has provided for their needs with what He knows is best for them. He has filled them with His Holy Spirit, and they have fellowship with Him in their heart. They have never lacked any good thing and they never will their whole life. They want to praise the LORD all the time. They want others to join them in magnifying His name (praising Him) and in knowing Him, themselves. To be one of God's people is the best blessing anyone can ever have.</p> <p><i>(If desired, you can sing the Bible verse song.)</i> <i>DDD ESV Songs 12, track 43</i></p>

4. CLOSING CIRCLE TIME, continued



= follow the stars for a short & simple lesson plan

<p>Closing ACTS Prayer Time</p> <p>ACTS Prayer Chant</p> <p><i>lyrics and sheet music, Appendix A</i></p>	<p><i>Let's ask God to help us to remember this and even tell others this good news. Let's get ready and pray our ACTS prayer.</i></p> <p><i>And what does ACTS mean? Let's sing/say our ACTS Prayer Chant!</i></p> <p>ACTS Prayer Chant Song <i>DDDESV Songs 12, tracks 10,11</i></p> <p>A, Adoration, God, we praise You! C, Confession, Forgive us our sins. T, Thanksgiving, Thank You for Jesus, S, Supplication, Help us to live like Him.</p> <p style="text-align: right;">That's the ACTS prayer, my friend, Bow your head, Close your eyes, Shhh, Let's begin.</p>
<p>Closing ACTS Prayer</p>	<p>"Let's pray!"</p> <p><i>Lead the children in the ACTS prayer for this Bible Truth.</i></p> <p>A God, we praise You. You are perfect, good, loving, and wise. You deserve all our praise.</p> <p>C God, please forgive us for choosing to not praise You or delight in You, as You deserve. Many times, we choose to make much of ourselves or others, instead of You. We need a Savior!</p> <p>T Thank You, God, for sending Jesus to save us from our sins. He alone is Savior. He deserves for us to make much of Him.</p> <p>S God, please work in our hearts. Help us turn away from our sins and trust in Jesus as our Savior. Help us to make much of You. Help us to delight in You and how wonderful You are.</p> <p>In Jesus' name we pray, Amen.</p>
<p>5. TAKING IT HOME <i>(Take Home Sheet)</i></p>	
<p>Clean up and Dismissal </p>	<p>"Now it's time to work together and clean up." <i>Have the children join you in cleaning up the room.</i></p>
<p>Coloring Pages/ Take Home Sheets </p> <p><i>in Appendix C</i></p>	<p><i>Give out the craft/take home sheet and any other papers from the session, as you dismiss children from class.</i></p> <p><i>(Reminder: The back side of the coloring page is the take home sheet for each lesson.)</i></p>
<p>Bible Story to Take-Home</p> <p><i>in Appendix C</i></p>	<p>You may also want to include a copy of the story along with the take home sheet. (However, each coloring sheet/take home sheet includes a note to parents telling where they can download the story from the Parent Resources section on the website.</p>

The Case of the Boastful Man*Acts 7-9,22; Romans; 1 & 2 Corinthians; Ephesians; Philippians***Story-telling Tips**

Ahead of time:

1. Read the Bible verses and story. Pray!
2. Choose story action cues and prepare storyboard figures/story scenes, if using. (In Visual Aids book)
3. Practice telling story with the storyboard pictures, timing your presentation. Shorten, if necessary.

During your presentation:

1. Maintain as much eye contact as possible as you tell the story.
2. Put up storyboard figures/add story action cues/hold up storybook scenes as you tell the story. Allow the children to help you put them on the board, if desired.
3. Include the children in your story with a few questions about what they think will happen or words/concepts that might be new to them.
4. Watch the kids for signs that their attention span has been reached. Shorten, if necessary.

INTRODUCTION/ LISTENING ASSIGNMENTS

"Our story is called: The Case of the Boastful Man. Here is your listening assignment." Read from Detective Dan's Listening Assignment signs, but questions are summarized below:

Detective Dan's Lesson #1 Listening Assignment:

I need to find out:

1. **Who was the man who was boastful? Who did he first boast about?**
2. **Why did he change his boast? Who did boast in, instead?**

Detective Dan's Lesson #2 Listening Assignment:**Our Bible Verse is Psalm 66:1-3,5,16, NIV 1984:**

"Shout with joy to God, all the earth! Sing the glory of His name! Say to God, "How awesome are your deeds! Come and see what God has done... Let me tell you what he has done for me."

I need to find out:

1. **Who changed from being a man who boasted about himself to a man who boasted about God?**
2. **What awesome deed of God did he especially love to boast about?**

Detective Dan's Lesson #3 Listening Assignment:

I found six clues, but only 4 of them are in the story.

They are: a star, God's law, a shoe, a Pharisee, the cross, wild animal.

Hold each of them up for the children to see as you identify them.

I need to figure out:

1. **Which four belong in our story?**
2. **Who did Paul boast in most of all? Why did he boast in Him so much?**

Read the assignment questions, THEN SAY,

"Ok, Deep Down Detectives! Put on your best listening ears and see if you can hear the answers to Detective Dan's questions. When I finish telling the story, we will see if we can answer all the questions."

Read the Bible Truth story, answer questions, present the gospel and lead in prayer.

Answers to questions; the gospel; and, ACTS prayer are included with the story text.

The Case of the Boastful Man *Acts 7-9,22; Romans; 1 & 2 Corinthians; Ephesians; Philippians*

Story with lines separating paragraphs (text in bold, optional interaction cues in italics)

Paul was a man who was always boasting. What is boasting? It's telling how great someone is to others. Now, some people boast in themselves, and some people boast in others. Many times, boasting is bad, especially when we boast about ourselves. But some boasting is good when we boast about the right person. Paul started out as a bad boaster, but he became a good boaster. Can you guess who Paul learned to boast in?

Can you guess who?

It was the LORD! Yes, Paul loved to make much of the one, true God!

"Some might think I have a lot to boast about MYSELF. I certainly used to think I did," Paul told people. "After all, I was born in an important city as a Roman. I enjoyed lots of nice things and was treated as someone special. That sounds like a lot to boast about, doesn't it?" Paul explained.

"My parents were good Jews. I grew up learning God's Word and obeying it. That sounds like a lot to boast about, too, doesn't it?" Paul told people.

"I was really, really smart. I went to the school for smart boys in the big city of Jerusalem. I had great teachers like Gamaliel to teach me. That sounds like something else I could boast about," Paul said.

"I stayed in school a long time. I was one of the best students. I became a Pharisee. I became very good at knowing God's laws and keeping all of the teachers' extra, little rules. I was better than others at keeping them. I thought I pleased God by being a good law-keeper," Paul told them. "Oh, I thought I had so much to boast in!" he exclaimed.

"But I was wrong," Paul sadly said. "I had nothing to boast about. I was just like everyone else. My heart was full of sin. I was a lawbreaker, not a law-keeper. I could never really please God by obeying laws and rules," Paul confessed. "I did some terrible things. I hated Jesus and told everyone that He was a fake Savior. I hunted down His followers. I had them hurt and put in jail. I was even happy if they died! I thought these things pleased God. But I was so wrong. So terribly wrong!" Paul exclaimed.

"No, I had nothing to boast about at all. I deserved God's punishment for my sins! I could never please Him on my own," Paul admitted.

"But do you know what? God saved me from my sins, and He made me one of His people!" Paul said.

Can you guess how God saved Paul?

Through Jesus!

"Yes, God saved me through His Son, Jesus!" Paul exclaimed. "He forgave me—yes, even me, the worst of sinners! What a wonderful Savior He is!" Paul said. "And that's why I love to boast about God. That's why I want to do anything for Him. I want to make much of God because of what He's done for sinners like me!"

Story with lines separating paragraphs (text in bold, optional interaction cues in italics)

So, for the rest of his life, in everything he did, and everything he said, to EVERYONE he met, Paul boasted about the LORD. There was never a time when Paul could not think of a way to make much of God!

Sometimes, Paul traveled to big cities and talked to smart people who thought believing in Jesus was silly. Paul boasted in God to them: "You may think believing in Jesus is silly, but God's silliness is smarter than all your smartness! Jesus really IS God's Son! Turn away from your sins. Trust in Him as your Savior, and be saved!" he urged them. WHO was Paul making much of when he talked to these smart people?

Can you tell me?

He was making much of the LORD! He loved to tell everyone how great is the one, true God!

Sometimes, Paul talked to people who hurt him and threw him in jail when he told them about Jesus. But Paul boasted in God to them: "I don't like to be hurt or be put in jail, but Jesus suffered far more than this for me. He suffered and died for my sins on the cross. He can forgive your sins, too, if you turn away from disobeying God and trust in Jesus as your Savior," Paul told them. "I am happy to suffer for Him who suffered so much for me, especially if it helps you to believe in Him, too!" he said. WHO was Paul was making most of when he thought about his suffering?

Can you tell me?

He was making much of the LORD! He loved to tell everyone how great is the one, true God!

Sometimes, Paul preached to God's people who gathered at a worship house to hear God's Word. Paul read the Bible to them and showed them all God's promises about Jesus. "How great God is! He planned all along to send Jesus to save His people. God put it here in the Bible for us to read and to help us believe," Paul told them. WHO was Paul making much of when he preached God's Word?

Can you tell me?

He was making much of the LORD! He loved to tell everyone how great is the one, true God!

Sometimes, Paul was weak and sick. His eyes hurt and he could hardly write. "God always makes me strong to do whatever He wants me to do. When I am weak, He can show everyone how strong He is!" Paul boasted. WHO was Paul making much of when he talked about his weakness?

Can you tell me?

He was making much of the LORD! He loved to tell everyone how great is the one, true God!

Paul faced death many times. Once, at the teeth of wild animals; and another time, out on a sinking boat on stormy seas. Paul boasted in God then, too. "God can even rescue me from the teeth of wild animals. He can even save me out in the stormy seas. There is nothing He can't do," Paul said. And sure enough, God DID save him!

WHO was Paul making much of, even in these very scary times?

Can you tell me?

He was making much of the LORD! He loved to tell everyone how great is the one, true God!

Story with lines separating paragraphs (text in bold, optional interaction cues in italics)

“And when I DO die,” Paul told people, “God will take me to live with Him forever in heaven. Through Jesus, God has already beat sin and death for me! Going to live with Him will be best of all!” Paul exclaimed. WHO was Paul making much of, even when he talked about dying?

Can you tell me?

He was making much of the LORD! He loved to tell everyone how great is the one, true God!

Yes, no matter what Paul went through, no matter who he talked to, Paul boasted in the LORD. He loved to make much of God!

Cracking the Case: (story wrap-up for Listening Assignments)

It's time to see how we did with our Listening Assignment.

Detective Dan's Lesson 1 Listening Assignment:

1. Who was the man who was boastful? Who did he first boast about? Paul. He boasted in himself and all the good things he did.

2. Why did he change his boast? Who did boast in, instead? He changed his boast when God showed him that he was a sinner who did not deserve to be one of God's people. He changed his boast to God and how He had forgiven his sins through Jesus.

For You and Me:

God has been kind to give each of us many good gifts. He has made us able to do many good things. Sometimes, we might want to boast about the good things we can do. But like Paul, God wants us to boast only in Him. He is the giver of all those good gifts; and, He is the only one who can forgive our sins through Jesus. We need Him to do that most of all! That's why Paul made much of God. And, that's what God wants us to do, too. He wants us to turn away from our sins and trust in Jesus as our Savior. He wants us to praise Him for being our God and for being so good to us. Ask Him to help you do this. He loves to answer this prayer!

Detective Dan's Lesson 2 Listening Assignment:

Our Bible Verse is Psalm 66:1-3,5,16, NIV 1984:

"Shout with joy to God, all the earth! Sing the glory of His name! Say to God, "How awesome are your deeds! Come and see what God has done... Let me tell you what he has done for me."

1. Who changed from being a man who boasted about himself to a man who boasted about God? Paul did.

2. What awesome deed of God did he especially love to boast about? For forgiving his sins through Jesus.

What about you and me?

God gives the whole earth reason to shout for joy. He gives the whole earth reason to glory in his name. Everywhere are God's awesome deeds in the earth. More than anyone else, God's people love to make much of God and all of the good things He has done. After all, He has saved from their sins and made them His dearly-loved people forever. We can become God's people, too, when we turn away from our sins and trust in Jesus as our Savior. Then like the rest of God's people, we will have so very much to boast in God about!

Detective Dan's Lesson 3 Listening Assignment:

Our six clues were: a star, God's law, a shoe, a Pharisee, the cross, wild animal.

1. Which four belong in our story?

God's law, the Pharisee, the cross and the wild animal belong. The star and the shoe do not.

2. Who did Paul boast in most of all? Why did he boast in Him so much? He boasted in God. Because God had forgiven his sins and saved him through Jesus, when he never, ever deserved it.

For You and Me:

What a great work God did in Paul's heart! He had been a man who boasted in how well he could keep God's laws. God changed him into a man who knew that only through Jesus that he could ever please God and become one of His people. Paul was so grateful to God for saving him! God can save us, too, when we turn away from our sins and trust in Jesus as our Savior. Then, what a lot we will have to be grateful to God for, too!

The Gospel (story wrap-up if NOT using Listening Assignments)**Our Bible Truth is:**

How Should God's People Live?

They Should Live Like Jesus...

By Making Much of God!

How should God's people live each day? They should live like Jesus... by making much of Him. God's people want to make much of God because of all He has done for them. He has treated them so much better than they could ever deserve. God's people, like everyone, have all chosen to disobey God. They deserved His punishment. But God sent His Son, Jesus, to live a perfect life and offer it up as He died on the cross as the full payment for their sins. On the third day, Jesus rose from the dead in victory. He had beaten sin and death for them. God's people turn away from their sins and trust in Jesus as their Savior. They get to know God in their hearts, now. And one day, go to live with God forever. We can become God's people, too, when we turn away from our sins and trust in Jesus as our Savior. And if we do, we will want to make a big deal about God's wonderful love for us!

Close in prayer.

Closing ACTS Prayer

- A** God, we praise You. You are perfect, good, loving, and wise. You deserve all our praise.
- C** God, please forgive us for choosing to not praise You or delight in You, as You deserve. Many times, we choose to make much of ourselves or others, instead of You. We need a Savior!
- T** Thank You, God, for sending Jesus to save us from our sins. He alone is Savior. He deserves for us to make much of Him.
- S** God, please work in our hearts. Help us turn away from our sins and trust in Jesus as our Savior. Help us to make much of You. Help us to delight in You and how wonderful You are.

In Jesus' name we pray, Amen.

Go to Lesson Plan, p.9 for the script to the rest of the lesson.

Deep Down Discussion Sheet

use with all THREE lessons

Use with all response activities for deeper learning



P.1

Questions to aid discussion of the key concepts and for use in games

Be familiar with these questions and answers. Look for opportunities to ask questions and discuss their answers, such as while the children work on their coloring pages, as part of their response games, or during play time. Remember: your goal isn't to ask all these questions or only talk to the children about these things. It is to be deliberate in having good conversations with them, however much or little you have.

<p>BIG QUESTION</p> <p>Meaning</p> <p>Discussion Questions</p> <p><i>choose a few</i></p>	<p>How Should God's People Live? They Should Live Like Jesus!</p> <p>We become God's people when we turn away from our sins and trust in Jesus as our Savior. When we do, God forgives our sins, and we begin a whole new way of life. God's people no longer live life just to please themselves. They want to honor God with their whole lives, like Jesus did. They seek to love God most of all and love all people, too.</p> <p>1. How should God's people live each day? <i>They should live like Jesus!</i></p> <p>2. Who did Jesus always love? <i>God.</i></p> <p>3. Who did Jesus always please in everything He felt, thought, said, and did? <i>God.</i></p> <p>4. Are God's people perfect like Jesus? <i>No, they are not.</i></p> <p>5. Who do God's people try to live like? <i>Jesus.</i></p> <p>6. How do God's people try to live like Jesus? <i>They try to love God and please Him in everything they feel, think, say, and do.</i></p> <p>7. How can we become God's people? <i>By turning away from our sins and trusting in Jesus as our Savior.</i></p>
<p>BIBLE TRUTH</p> <p>Meaning</p> <p>Discussion Questions</p> <p><i>choose a few</i></p>	<p>They Should Live Like Jesus...By Making Much of God!</p> <p>There are many things we delight in. Birthdays and Christmas. Learning to ride a bike or how to read. Even beautiful things, like the soft, fluffy snow and colorful rainbows. God's people delight in these things, too. But do you know what (or really WHO) God's people delight in most of all? It's the same person Jesus delighted in most of all... God! Yes! Like Jesus, God's people want to delight in God most of all. They want their lips to be full of praise for Him, and their lives to be pleasing to Him. They want to tell others how good and loving and powerful God is.</p> <p>And they don't want others just to HEAR how amazing God is. They want others to BE His people, too, so they can KNOW God and DELIGHT in how amazing He is, themselves. They want the whole world to delight in God, because God is the most wonderful person we can ever know. And, because it pleases God when we make much of Him, the one, true God.</p> <p>The big, Bible word for making much of God is "glorify." Jesus glorified God with His whole life—in everything He thought, and said, and did. God's people ask God to help them glorify Him, too. We can glorify God, too, when we turn away from our sins, trust in Jesus as our Savior, and live our lives for Him. This is how we become God's people. Let's make much of God!</p> <p>1. What are some thing we like to make a big deal about? <i>Birthdays, Christmas; learning to read or ride a bike; beautiful things, like snow and rainbows.</i></p> <p>2. Who do God's people like to make the biggest deal about? <i>God.</i></p> <p>3. What do God's people want others to know about God? <i>How good and loving and powerful He is.</i></p> <p>4. What do God's people want others to know about Jesus? <i>His wonderful gift of salvation through Him.</i></p> <p>5. What do God's people want everything in their lives to show? <i>How amazing God is, because He is most wonderful of all!</i></p> <p>6. How can we become God's people? <i>By turning away from our sins and trusting in Jesus as our Savior.</i></p>

Deep Down Discussion Sheet

use with all THREE lessons

P.2

Questions to aid discussion of the key concepts and for use in games

<p>THE GOSPEL</p>	<p>What is God’s good news for you and me? <i>The gospel! God’s people want to make much of God because of all He has done for them. He has treated them so much better than they could ever deserve. God’s people, like everyone, have all chosen to disobey God. They deserved His punishment. But God sent His Son, Jesus, to live a perfect life and offer it up as He died on the cross as the full payment for their sins. On the third day, Jesus rose from the dead in victory. He had beaten sin and death for them. God’s people turn away from their sins and trust in Jesus as their Savior. They get to know God in their hearts, now. And one day, go to live with God forever. We can become God’s people, too, when we turn away from our sins and trust in Jesus as our Savior. And if we do, we will want to make a big deal about God’s wonderful love for us!</i></p>
<p>BIBLE TRUTH BIBLE VERSE</p> <p>Meaning</p> <p>Discussion Questions</p> <p><i>choose a few</i></p>	<p>“Shout with joy to God, all the earth! Sing the glory of His name! Say to God, “How awesome are your deeds! Come and see what God has done... Let me tell you what he has done for me.” -- Psalm 66:1-3,5,16, NIV 1984</p> <p>Learn a Little: “Shout with joy to God, all the earth! Sing the glory of His name!”</p> <p>God’s people delight in God’s glory. He has been so good to them! He has given His Son to save them from their sins. He has provided for their needs with what He knows is best for them. He has filled them with His Holy Spirit, and they have fellowship with Him in their heart. They have never lacked any good thing and they never will their whole life. They want to praise the LORD all the time. They want others to join them in magnifying His name (praising Him) and in knowing Him, themselves. To be one of God’s people is the best blessing anyone can ever have.</p> <p>1. What is glory? <i>Glory is making much of God. It is telling how great He is.</i></p> <p>2. Whose glory do God’s people delight in? <i>In God’s glory.</i></p> <p>3. Why do God’s people delight in His glory? <i>Because even though they have all disobeyed Him and deserve His punishment, He has chosen to make them His dearly-loved people. He saved them through Jesus.</i></p> <p>4. What other good things has the LORD done for His people? <i>He has given them His promise to always take care of them. They will never lack any good thing their whole lives. He will always give them what is best for them.</i></p> <p>5. How can we become God’s people? <i>We can ask God to help us to turn away from our sins and trust in Jesus as our Savior. He loves to answer these prayers!</i></p>
<p>BIBLE STORY</p> <p>Discussion Questions</p> <p><i>choose a few</i></p>	<p>The Case of the Boastful Man</p> <p><i>choose a few</i></p> <p>1. Who did Paul love to boast about? <i>God.</i></p> <p>2. What kinds of things could Paul have boasted about himself? <i>He grew up as a Jew, learning God’s Word and obeying it. He was a Roman, so he was treated as special in his country. He was very smart and went to a very good school for very smart boys. He was better than most people at keeping all of the little rules his teachers thought God’s people should keep.</i></p> <p>3. Why didn’t Paul think he should boast in these good things about himself? <i>Because he knew that he was a sinner who deserved God’s punishment, just like everyone else. But he thought of himself as worse than most people, because he had hurt and even tried to kill many of Jesus’ disciples.</i></p> <p>4. What did Paul boast about when he went through hard things? <i>How great God was and how able God was to help him do whatever God wanted him to do.</i></p> <p>5. Why is God the one we should boast in, instead of any good things about ourselves? <i>Because God is the one, true God. He is the one who even gave us all the good things we can do. He is the only one who can save sinners through Jesus. We should all make much of Him for all He is and has done for us!</i></p>

DEEP DOWN DETECTIVES

Curriculum Resources



**Appendix A:
Unit 12 Songs, ESV**

Index of Songs

TRACK NUMBERS	261
GENERAL CLASSROOM SONGS (USED EVERY LESSON, EVERY UNIT)	
Lyrics:	
The Classroom Song vs.1-4	265
Deep Down Detectives Theme Song	266
The Classroom Rules Song	266
Let's Pray Song	267
The Big Question Box Song	267
The Bible Chant Song	268
ACTS Prayer Song	268
Sheet Music :	
The Classroom Song vs.1-4	269
Deep Down Detectives Theme Song	269
The Classroom Rules Song	270
Let's Pray Song	270
The Big Question Box Song	271
The Bible Chant Song	271
ACTS Prayer Song	272
Unit 12: God's People Live for Him	
Unit 12 Songs Lyrics:	
Big Q & A 12 Song	275
Big Question 12 Song: How Should God's People Live?	276
Big Question 12 Bible Verse Song: Walk in Love Ephesians 5:1-2, ESV	277
<i>Extra Big Question 12 Bible Verse Song: Let Everyone Who Names the Name 2 Timothy 2:19,22, ESV</i>	278
Big Question 12 Hymn: Trust and Obey, v.1	279
Big Question 12 Praise Song: I Have Decided to Follow Jesus	280
Unit 12 Songs Sheet Music	
Big Q & A 12 Song	281
Big Question 12 Song: How Should God's People Live?	282
Big Question 12 Bible Verse Song: Walk in Love Ephesians 5:1-2, ESV	284
<i>Extra Big Question 12 Bible Verse Song: Let Everyone Who Names the Name 2 Timothy 2:19,22, ESV</i>	285
Big Question 12 Hymn: Trust and Obey, v.1	286
Big Question 12 Praise Song: I Have Decided to Follow Jesus	286
How Should God's People Live? They Should Live Like Jesus!	
Bible Truth 1: By Asking God for His Help	
Lyrics:	
Bible Verse: Let Us with Confidence Hebrews 4:16, ESV Hebrews 4:16, ESV	287
<i>Extra Bible Verse: Let Us Then Draw Near Hebrews 4:16, ESV</i>	289
<i>Extra Bible Verse: Help Us, O God of Our Salvation Psalm 79:9, ESV</i>	290
<i>Extra Bible Verse: Help Us, O God of Our Salvation Psalm 79:9, ESV</i>	291
<i>Extra Bible Verse: We All With Unveiled Face 2 Corinthians 3:18, ESV</i>	292
Sheet Music:	
Bible Verse: Let Us with Confidence Hebrews 4:16, ESV Hebrews 4:16, ESV	293
<i>Extra Bible Verse: Let Us Then Draw Near Hebrews 4:16, ESV</i>	294
<i>Extra Bible Verse: Help Us, O God of Our Salvation Psalm 79:9, ESV</i>	295
<i>Extra Bible Verse: We All With Unveiled Face 2 Corinthians 3:18, ESV</i>	296

Index of Songs, continued

Bible Truth 2: By Loving God Most of All

Lyrics:

Bible Verse: Hear, O Hear Deuteronomy 6:4-5, ESV	297
<i>Extra Bible Verse: Your Steadfast Love Is Better than Life Psalm 63:3-4, ESV</i>	298

Sheet Music:

Bible Verse: Hear, O Hear Deuteronomy 6:4-5, ESV	295
<i>Extra Bible Verse: Your Steadfast Love Is Better than Life Psalm 63:3-4, ESV</i>	300

Bible Truth 3: By Loving Other People as God Has Loved Them!

Lyrics:

Bible Verse: Love 1 Corinthians 13:4-8, ESV	301
<i>Extra Bible Verse: Love Is Patient 1 Corinthians 13:4-8, ESV</i>	302

Sheet Music:

Bible Verse: Love 1 Corinthians 13:4-8, ESV	303
<i>Extra Bible Verse: Love Is Patient 1 Corinthians 13:4-8, ESV</i>	304

Bible Truth 4: By Trusting God and Being Happy with What He Wants

Lyrics:

Trust Proverbs 3:5-6, ESV	305
<i>Extra Bible Verse: Trust in the LORD Proverbs 3:5-6, ESV</i>	306
<i>Extra Bible Verse: May the God of Hope Romans 15:13, NIV 1984</i>	307
<i>Extra Bible Verse: Let the Morning Bring Me Psalm 143:5,8, NIV 1984</i>	308
<i>Extra Bible Verse: For a Little While 1 Peter 1:6-7, NIV 1984</i>	309
<i>Extra Bible Verse: If God Is for Us Romans 8:31,32,35,37-39, ESV</i>	310
<i>Extra Bible Verse: Many Walk as Enemies Philippians 3:18,19,20, ESV</i>	311
<i>Extra Bible Verse: You Were Publicly Exposed Hebrews 10:32-36, ESV</i>	312

Sheet Music:

Trust Proverbs 3:5-6, ESV	313
<i>Extra Bible Verse: Trust in the LORD Proverbs 3:5-6, ESV</i>	314
<i>Extra Bible Verse: May the God of Hope Romans 15:13, NIV 1984</i>	315
<i>Extra Bible Verse: Let the Morning Bring Me Psalm 143:5,8, NIV 1984</i>	316
<i>Extra Bible Verse: For a Little While 1 Peter 1:6-7, NIV 1984</i>	317
<i>Extra Bible Verse: If God Is for Us Romans 8:31,32,35,37-39, ESV</i>	318
<i>Extra Bible Verse: Many Walk as Enemies Philippians 3:18,19,20, ESV</i>	319
<i>Extra Bible Verse: You Were Publicly Exposed Hebrews 10:32-36, ESV</i>	320

Index of Songs, continued

How Should God's People Live? They Should Live Like Jesus!

Bible Truth 5: By Learning God's Word and Obeying It

Lyrics:

Bible Verse: I Have Stored Up Your Word Psalm 119:11,15-16, ESV	321
<i>Extra Bible Verse: If Anyone Loves Me John 14:23, ESV</i>	322
<i>Extra Bible Verse: Jesus Answered John 14:23-24, ESV (other version)</i>	323
<i>Extra Bible Verse: For We Are God's Workmanship Ephesians 2:10; 6:7-8, NIV 1984</i>	324

Sheet Music:

Bible Verse: I Have Stored Up Your Word Psalm 119:11,15-16, ESV	325
<i>Extra Bible Verse: If Anyone Loves Me John 14:23, ESV</i>	326
<i>Extra Bible Verse: Jesus Answered John 14:23-24, ESV (other version)</i>	327
<i>Extra Bible Verse: For We Are God's Workmanship Ephesians 2:10; 6:7-8, NIV 1984</i>	328

Bible Truth 6: By Saying "No" to Disobeying God

Lyrics:

Bible Verse: No Temptation 1 Corinthians 10:13, ESV	329
<i>Extra Bible Verse: No Temptation Has Overtaken You 1 Corinthians 10:13, ESV</i>	330
<i>Extra Bible Verse: Count It All Joy James 1:2-4, ESV</i>	331

Sheet Music:

Bible Verse: No Temptation 1 Corinthians 10:13, ESV	332
<i>Extra Bible Verse: No Temptation Has Overtaken You 1 Corinthians 10:13, ESV</i>	333
<i>Extra Bible Verse: Count It All Joy James 1:2-4, ESV</i>	334

Bible Truth 7: By Telling the Good News of Jesus

Lyrics:

Bible Verse: How Beautiful Romans 10:13-15, ESV	335
<i>Extra Bible Verse: Be My Witnesses Acts 1:8, ESV</i>	336

Sheet Music:

Bible Verse: How Beautiful Romans 10:13-15, ESV	337
<i>Extra Bible Verse: Be My Witnesses Acts 1:8, ESV</i>	338

Bible Truth 8: By Making Much of God

Lyrics:

Bible Verse: Shout with Joy to God Psalm 66:1-3,5,9,16, ESV	339
<i>Extra Bible Verse: As Each Has Received a Gift 1 Peter 4:10-11, ESV</i>	340
<i>Extra Bible Verse: Gift, Gift, Gift 1 Peter 4:10-11, ESV (other version)</i>	341
<i>Extra Bible Verse: I Will Bless the Lord at All Times Psalm 34:1,3,8,10, ESV</i>	342

Sheet Music:

Bible Verse: Shout with Joy to God Psalm 66:1-3,5,9,16, ESV	343
<i>Extra Bible Verse: As Each Has Received a Gift 1 Peter 4:10-11, ESV</i>	344
<i>Extra Bible Verse: Gift, Gift, Gift 1 Peter 4:10-11, ESV (other version)</i>	345
<i>Extra Bible Verse: I Will Bless the Lord at All Times Psalm 34:1,3,8,10, ESV</i>	346

Deep Down Detectives ESV Songs 12 Track Numbers

This is a listing of all songs mentioned in the unit curriculum. You may or may not choose to use all of the songs. They are listed in easy-reference order--NOT in the order used in the curriculum. You may choose to simply burn a CD/load them onto an mp3 device in this order. Or, you may want to do what we do: choose the songs we want to use and create a play list of them in that order. Then, we burn a CD/upload the play list onto an mp3 device. A teacher only has to click forward to the next song, instead of hunting for the right track. The track number have been included as part of the title of each song, teachers will still have a reference to the track number listed in the curriculum (same as those listed below), even if you change the order on your customized play list.

SONGS USED EVERY UNIT OF THE CURRICULUM

- 1 The Classroom Song v.1
- 2 The Classroom Song v.2
- 3 The Classroom Song v.3
- 4 The Classroom Song v.4
- 5 Deep Down Detectives Theme Song
- 6 The Classroom Rules Song
- 7 Let's Pray Song
- 8 The Big Question Box Song
- 9 The Bible Chant Song
- 10 ACTS Prayer Song (Short Version)
- 11 ACTS Prayer Song (Full Version)

Why the Extra Songs?

Deep Down Detectives is a curriculum used by a wide age-span of kids. Sometimes one of the other songs is a better fit for your kids. Or, you may simply want to teach them more songs on the same Bible Truth. Use as many or as few as you want.

UNIT 12: GOD'S PEOPLE LIVE FOR HIM

- 12 Big Q & A 12 Song
- 13 Big Question 12 Song: How Should God's People Live Each Day?
- 14 Big Question 12 Bible Verse Song: Walk in Love Ephesians 5:1-2, ESV
- 15 Extra Big Question 12 Bible Verse Song: Let Everyone Who Names the Name 2 Timothy 2:19,22, ESV
- 16 Big Question 12 Hymn: Trust and Obey, v.1
- 17 Big Question 12 Praise Song: I Have Decided to Follow Jesus

How Should God's People Live? They Should Live Like Jesus...

Bible Truth 1: By Asking God for His Help

- 18 Bible Verse: Let Us with Confidence Hebrews 4:16, ESV
- 19 Extra Bible Verse: Let Us Then Draw Near Hebrews 4:16, ESV (other version)
- 20 Extra Bible Verse: Help Us, O God of Our Salvation Psalm 79:9, ESV
- 21 Extra Bible Verse: We All With Unveiled Face 2 Corinthians 3:18, ESV

Bible Truth 2: By Loving Him Most of All

- 22 Bible Verse: Hear, O Hear Deuteronomy 6:4-5, ESV
- 23 Extra Bible Verse: Your Steadfast Love Is Better than Life Psalm 63:3-4, ESV

Bible Truth 3: By Loving Other People as God Has Loved Them

- 24 Bible Verse: Love 1 Corinthians 13:4-8, ESV
- 25 Extra Bible Verse: Love Is Patient 1 Corinthians 13:4-8, ESV

Bible Truth 4: By Trusting God and Being Happy With What He Wants

- 26 Bible Verse: Trust Proverbs 3:5-6, ESV
- 27 Extra Bible Verse: Trust in the LORD Proverbs 3:5-6, ESV (other version)
- 28 Extra Bible Verse: May the God of Hope Romans 15:13, NIV 1984
- 29 Extra Bible Verse: Let the Morning Bring Me Psalm 143:5,8, NIV 1984
- 30 Extra Bible Verse: For a Little While 1 Peter 1:6-7, NIV 1984
- 31 Extra Bible Verse: If God Is for Us Romans 8:31,32,35,37-39, ESV
- 32 Extra Bible Verse: Many Walk as Enemies Philippians 3:18,19,20, ESV
- 33 Extra Bible Verse: You Were Publicly Exposed Hebrews 10:32-36, ESV

Bible Truth 5: By Learning God's Word and Obeying It

- 34 Bible Verse: I Have Stored Up Your Word Psalm 119:11,15-16, ESV
- 35 Extra Bible Verse: If Anyone Loves Me John 14:23, ESV
- 36 Extra Bible Verse: Jesus Answered John 14:23-24, ESV (other version)
- 37 Extra Bible Verse: For We Are God's Workmanship Ephesians 2:10; 6:7-8, NIV 1984

Bible Truth 6: By Saying "No" to Disobeying God

- 38 Bible Verse: No Temptation 1 Corinthians 10:13, ESV
- 39 Extra Bible Verse: No Temptation Has Overtaken You 1 Corinthians 10:13, ESV (other version)
- 40 Extra Bible Verse: Count It All Joy James 1:2-4, ESV

Bible Truth 7: By Telling the Good News of Jesus

- 41 Bible Verse: How Beautiful Romans 10:13-15, ESV
- 42 Extra Bible Verse: Be My Witnesses Acts 1:8, ESV

Bible Truth 8: By Making Much of God

- 43 Bible Verse: Shout with Joy to God Psalm 66:1-3,5,9,16, ESV
- 44 Extra Bible Verse: As Each Has Received a Gift 1 Peter 4:10-11, ESV
- 45 Extra Bible Verse: Gift, Gift, Gift 1 Peter 4:10-11, ESV (other version)
- 46 Extra Bible Verse: I Will Bless the Lord at All Times Psalm 34:1,3,8,10, ESV

DEEP DOWN DETECTIVES

Curriculum Resources



**General Classroom Songs
(used every lesson
of the curriculum)**

Unit 12 12 Lyrics

The Classroom Song

DDD ESV Unit 12 Songs, Tracks 1-4

Verse 1

Let's gather together to worship God,
Let's gather together to worship God,
Come gather now with me!

Verse 2

We've gathered together to worship God,
We've gathered together to worship God,
And now it's time to play.

Verse 3

It's time to get ready to go and tell,
It's time to get ready to go and tell,
Come gather here with me.

Verse 4

So what's our big news to go and tell,
So what's our big news to go and tell,
Can you tell me now?

Unit 12 Lyrics

Deep Down Detectives Theme Song

DDD ESV Unit 12 Songs, Track 5

We're Deep Down Detectives,
diggin' deep in God's Word,
For truths about God and His plans for this world,
We're seeking to love Him, with all of our heart,
We're Deep Down Detectives!
Come on! Let's start!

Words and Music: Constance Dever ©2015

Classroom Rules Song

DDD ESV Unit 12 Songs, Track 6

Shh, be quiet while someone is talking,
Raise your hand, if you have something to say,
Don't touch your friend, sitting beside you,
Obey your teachers, Be kind as you play.
These are our classroom rules,
These are our classroom rules,
They help us worship God and love one another,
These are our classroom rules.

Words and Music: Constance Dever ©2015

Unit 12 12 12 Lyrics

Let's Pray

DDD ESV Unit 12 Songs, Track 7

1-2-3!

Fold your hands,

Bow your head,

Close your eyes.

Let's pray! (*repeat*)

Words and Music: Constance Dever ©2015

Big Question Box Song

DDD ESV Unit 12 Songs, Track 8

We've got a big box,

All closed up and locked,

Filled with the truths of God's Word.

We've got a brief case,

There's no time to waste,

Come on, kids, let's open it up!

Words and Music: Constance Dever ©2015

Unit 12 12 12 Lyrics

The Bible Chant Song

DDD ESV Unit 12 Songs, Track
9

The Bible, the Bible,
Let's get out the Bible.
Let's hear what God has to say.
The Bible, the Bible,
God's given us the Bible.
It's His Word for us to learn and obey! Yay!

Words and Music: Constance Dever ©2015

The ACTS Prayer Song

DDD ESV Songs, Tracks 10,11

A: Adoration, God, we praise You,
C: Confession, Forgive us our sins,
T: Thanksgiving, Thank You for Jesus,
S: Supplication, Help us live like Him. (repeat)

That's the A-C-T-S prayer, my friend,
Bow your head, Close your eyes, Shhh,
Let's begin!

Words and Music: Constance Dever ©2016

The Classroom Song

1. Let's ga - ther to - geth - er to wor - ship God. Let's ga - ther to -
 2. We've ga - thered to - geth - er to wor - ship God. We've ga - thered to -
 3. It's time to get read - y to go and tell, It's time to get
 4. So what's our big news___ to go and tell? So what's our big

geth - er to wor - ship God. Come ga - ther here with me._____
 geth - er to wor - ship God. And now it's time to play!_____
 read - y to go and tell. Come ga - ther here with me!_____
 news___ to go and tell?_____ Can you tell me now?_____

Words and Music: Constance Dever ©2013

Deep Down Detectives Theme Song

We're Deep Down De - tec - tives! Dig - gin' deep in God's Word, For truths a bout God, and_ His

plans for this world,_____ We're seek - ing to love___ Him,___ with

all of our heart,_____ We're Deep Down De - tec - tives! Come on! Let's start!

Words and Music: Constance Dever ©2014

The Classroom Rules Song

DDD ESV Unit 12 Songs, Track

C F G C F G

Shh! Be quiet while someone is talking, Raise your hand when you have something to say,

5 F C F C G13 C

Don't touch your friend, sitting beside you, Obey your teachers be kind as you play.

9 F G F C G

These are our classroom rules, These are our classroom rules, They help us

13 C F G F G C

worship God and love one another, These are our classroom rules. Yeah!

Words and Music: Constance Dever ©2013

Let's Pray

DDD ESV Unit 12 Songs, Track 7

A C#m D A E A

One, two, three, Fold your hands, Bow your head, close your eyes, Let's pray!

5 C#m D A E

One, two, three, Fold your hands, Bow your head, close your eyes, Let's pray!

Words and Music: Constance Dever ©2013

The Big Question Box Song

We've got a big_ box, All closed up and locked, Filled with the truths of God's

4 Word. We've got a brief_____ case,_____ There's

6 no time to waste! Come on,_____ kids! Let's o - pen it up!

Words and Music: Constance Dever ©2016

The Bible Chant Song

The Bi-ble, the Bi ble, Let's get out the Bi-ble, Let's hear what God has to say._____ The

5 Bi ble, the Bi-ble, God's gi-ven us the Bi ble, It's His Word for us to learn and o bey!_ Yay!

Words and Music: Constance Dever ©2013

The ACTS Prayer Song

A: A-do-ra tion, "God,we praise You," C: Con-fes-sion, "For-give us our sins,"

T: Thanks-giv ing, "Thank You for Je-sus, S: Sup-pli-ca-tion, "Help us live like Him."

A: A-do-ra tion, "God,we praise You," C: Con-fes-sion, "For-give us our sins,"

T: Thanks-giv ing, "Thank You for Je-sus, S: Sup-pli-ca-tion, "Help us live like Him."

live like_ Him." That's the A, C, T, S prayer, my friend, Bow your

head, close your eyes, shhh! Let's be - gin!

DEEP DOWN DETECTIVES

Curriculum Resources



Unit 12 Songs

(used with all 8 Bible Truths)

Unit 12 Lyrics

Big Q & A 12 Song

DDD ESV Songs 12, Track 12

How should God's people live each day?

They should live like Jesus!

How should God's people live each day?

How should God's people live each day?

How should God's people live each day?

They should live like Jesus!

Words: Constance Dever Music: Adapted Nursery Rhyme ©2012

Unit 12 Lyrics

Big Question 12 Song: DDD ESV Songs 12, Track 13 How Should God's People Live?

Refrain:

How should God's people live?
How should God's people live?
How should God's people live?
They should live like Jesus!

Verse 1:

Jesus loved God most of all,
He loved all people, too,
In all that He did and said and thought,
He loved them thru and thru. *(Refrain)*

Verse 2:

God's people should love God most of all,
They should love others, too,
And God the Holy Spirit,
Will help them in all they do. *(Refrain)*

Unit 12 Lyrics

DDD ESV Songs 12, Track 14

Unit 12 Bible Verse Song: Walk in Love

Therefore be imitators of God,
as beloved children,
And walk in love, as Christ love us,
Therefore be imitators of God,
as beloved children,
And walk in love, as Christ love us,
Walk, walk, walk in love,
walk in love as Christ loved us,
Walk, walk, walk in love,
walk in love as Christ loved us.
Ephesians Five, one and two.

Words: adapted from Ephesians 5:1,2 ESV Music: Constance Dever ©2012

Tie-in: How should God's people live each day? They should live like Jesus Christ! The Bible calls this walking in love. It tells us that God's people should live a life of love just as Christ has loved them. How has Christ loved His people? By caring for them so much that He was willing to do even very hard things to serve them and take care of their needs. Jesus loved them so much that He even suffered and died on the cross to pay for their sins against God! God wants His people to live a life that loves God most of all...just like Jesus. And loves others so much that they will even do very hard things to serve others and take care of their needs...just like Jesus.

Unit 12 Lyrics

Unit 12 Extra Bible Verse Song: Let Everyone Who Names the Name

DDD ESV Songs 12, Track 15

Let everyone who names the name,
Let everyone who names the name,
Let everyone who names the name of the Lord,
Depart from iniquity, depart from iniquity,

So flee youthly passions,
Pursue righteousness, faith, love and peace,
Along with those who call on the Lord,
from a pure heart.

Let everyone who names the name,
Let everyone who names the name,
Let everyone who names the name of the Lord,
Depart from iniquity, depart from iniquity,
Second Timothy Chapter Two,
nineteen and twenty-two.

Words: adapted from 2 Timothy 2:19,22 ESV Music: Constance Dever ©2015

Tie-in: When someone becomes a Christian, they put their trust in Jesus as their Savior. They also choose to live for God, turning away from sin. That's because they no longer live for their own self, their own name. Instead, they want to live to bring God's name glory, by living the way Jesus did. If we want to be a Christian, we should put our trust in Jesus as our Savior; and, we should depart from iniquity--that is, turn away from sin. When we seek to live lives full of love, peace, faith and obedience to God's laws, He will be glorified. That's how God's people live for Him.

Unit 12 Lyrics

Big Question 12 Hymn: Trust and Obey

DDD ESV Songs 12, Track 16

Verse 1

When we walk with the Lord,
In the light of His Word,
What a glory He sheds on our way!
While we do His good will;
He abides with us still,
And with all who will trust and obey.

Trust and obey,
For there's no other way,
To be happy in Jesus,
But to trust and obey.

Words: John H. Sammie Music: Daniel B. Towner

Tie-in: How should God's people live each day? They should live like Jesus! God's people live like Jesus when they trust and obey God. Jesus always trusted and obeyed His Father in heaven., even when it was very, very hard. God's people go through hard things,too. They might want to be afraid or sad. They might want to be unhappy, but they don't need to be. They can trust God and keep on obeying Him. God will never stop caring for them! God has promised to care for His people every day of their lives. He promises to use everything they go through for their good and to show what a great God He is! And one day, He promises to take them to live with Him forever! That's why they can always be happy in Jesus!

Unit 12 Lyrics

Big Question 12 Praise Song: I Have Decided to Follow Jesus

DDD ESV Songs 12, Tracks 17

I have decided to follow Jesus,
I have decided to follow Jesus,
I have decided to follow Jesus,
No turning back, no turning back,

Words and Music: Anonymous

Tie-in: How should God's people live each day? They should live like Jesus! The Lord wants us to decide--that is, to say "Yes, I will!"-- to live like Jesus each day. He wants us to love and obey Him. That's what it means to follow Jesus. Let's sing a song about following Jesus.

Big Q & A12 Song

C F C G⁷ C G C

How should God's peo - ple live each day? They should live like Je - sus!

5 G⁷ C G C G⁷ C G

How should God's peo - ple live each day? How should God's peo - ple live each day?

9 C F C G⁷ Am F G C

How should God's peo - ple live each day? They should live like Je - sus!

Words: Constance Dever Music: Adapted Nursery Rhyme ©2012

Big Question 12 Song

The musical score is written in 4/4 time with a key signature of two flats (B-flat and E-flat). It consists of five systems of music, each with a vocal line and a piano accompaniment line. The lyrics are: "How should God's people live? They should live like Jesus, 1. Jesus loved God, most of all, He loved all people, too, in people should love God most of all, they should love others, too, And 2. God's".

System 1 (Measures 1-4): Chord: C°. Lyrics: How should God's peo ple live? (with a triplet of eighth notes over "peo ple").

System 2 (Measures 5-8): Chords: Fm, C°. Lyrics: How_ should God's peo ple live? (with a triplet of eighth notes over "peo ple").

System 3 (Measures 9-12): Chords: Fm, C°. Lyrics: How_ should God's peo ple live? (with a triplet of eighth notes over "peo ple").

System 4 (Measures 13-16): Chords: G7, C°. Lyrics: They should live like Je - sus, 2. God's

System 5 (Measures 17-20): Chords: C°, Cm G7 Cm, Fm G7, C°. Lyrics: 1. Je - sus loved God, most of all, He loved all peo - ple, too, in peo - ple should love God most of all, they should love oth - ers, too, And

2

21 Cm G7 Cm Bb G7 1. Cm

all He did and said and thought, He loved them thru and thru.
 God, the Ho ly Spi - ir - it, will help them in all they do.

25 2. C° 3

How should God's peo ple live?

29 Fm C° 3

How should God's peo ple live?

33 Fm 3

How should God's peo ple

36 C° G7

live? They should live like Je - sus,

Ephesians 5:1-2 Walk in Love

Big Question 12 Bible Verse

The musical score is written in treble clef with a key signature of one flat (Bb) and a common time signature (C). It consists of five staves of music, each with a line of lyrics underneath. Chord symbols are placed above the notes. The lyrics are: "There-fore be im - i - ta - tors of God as be- lov - ed child - ren, And walk in love as Christ loved us. There fore be im - i - ta - tors of God as be- lov - ed child - ren, And walk in love as Christ loved us. Walk, walk, walk_ in love,_ Walk in love as Christ_ loved us. Walk, walk, walk_ in love,_ Walk in love as Christ loved us. E phe - sians Five, one and two."

There-fore be im - i - ta - tors of God as be- lov - ed child - ren, And walk in

6 love as Christ loved us. There fore be im - i - ta - tors of God as be- lov - ed

12 child - ren, And walk in love as Christ loved us. Walk, walk, walk_ in love,_

18 Walk in love as Christ_ loved us. Walk, walk, walk_ in love,_

22 Walk in love as Christ loved us. E phe - sians Five, one and two.

Words: adapted from Ephesians 5:1,2 ESV Music: Constance Dever ©2012

2 Timothy 2:19,22 Let Everyone Who Names the Name

Unit 12 Extra Bible Verse

DDD ESV Songs 12, Track 15

B♭m
D♭
B♭m
B♭m
D♭
E♭

Let ev'-ry one who names the name.____ Let ev'-ry one who names the name.

4 B♭m A♭ B♭m G♭ A♭(sus4) B♭m

____ Let ev' ry one who names the name____of the Lord, de-part from i ni qui ty,-

8 G♭ A♭(sus4) B♭m G♭

____ de - part from i - ni - qui ty,____ So flee youth-ful pas-sions, pur-

12 A♭(add9) A♭(sus4) B♭m G♭

sue righ teous-ness, faith, love and peace, A - long with those____ who

16 B♭m G♭ A♭ B♭m B♭m D♭ B♭m

call on the Lord from a pure____ heart. Let ev' ry-one who names the name.____ Let

21 B♭m D♭ E♭ B♭m A♭

ev' - ry - one who names the name.____ Let ev'- ry one who names the name

24 B♭m G♭ A♭(sus4) B♭m G♭ A♭(sus4) B♭m

____of the Lord, de - part from i ni qui ty,____ de - part from i - ni - qui ty,-

28 G♭ B♭m G♭ A♭ B♭m

____ Se-cond Ti-mo-thy chap-ter Two, nine-teen and twen-ty - two.

Words: adapted from Ephesians 5:1,2 ESV Music: Constance Dever ©2012

Trust and Obey

Big Question 12 Hymn

DDD ESV Songs 12, Track 16

C G⁷ C G G⁷ C F C G C

1. When we walk with the Lord In the light of His Word, What a glo-ry He sheds on our way! While we

8 G⁷ C G G⁷ C F C G⁷ C G

do His good will; He a-bides with us still, And with all who will trust and o - bey. Trust and o -

16 C C⁷ A Dm G⁷ C G⁷ C

bey, for there's no oth - er way, To be hap - py in Je - sus, But to trust and o - bey.

Words: John H. Sammis Music: Daniel B. Towner

I Have Decided to Follow Jesus

Big Question 12 Praise Song

DDD ESV Songs 12, Track 17

Bb Eb Bb

I have de- cid-ed to fol-low Je-sus, I have de - cid-ed to fol-low Je-sus, I have de

5 F Bb

cid - ed to fol-low Je - sus, no turn-ing back, no turn-ing back..

Words: Anonymous Music: Indian Folk Melody

DEEP DOWN DETECTIVES

Curriculum Resources



**Unit 12 Bible Truth
Bible Verse Songs**

Unit 12 Bible Truth 1 Bible Verse Song Lyrics

Bible Verse Song:
Let Us with Confidence

DDD ESV Songs 12, Track 18

Let us then with confidence draw near,
With confidence draw near the throne of grace,
So that we may receive mercy and find grace,
In our time of need,
Hebrews Four, sixteen.

about this Bible verse:

Words: Hebrews 4:16, ESV Music: Constance Dever ©2012

Jesus reigns in heaven as the High King over all creation. How He loves God's people! He listens to their prayers and even prays for them, Himself! He promises to give them everything they need to live for God and to do all He wants them to do.

God's people know they can always pray and ask God to help them. They know His answer is always "yes" when they ask Him to help them. He will give them the strength they need to do all He wants them to do. That's why they go boldly and confidently to God with their prayers. He will help them. He will always help them! We can become God's people, too, when we turn away from our sins and trust in Jesus as our Savior.

We can be God's people, too, when we turn away from our sins and trust in Jesus as our Savior.

Unit 12 Bible Truth 1 Bible Verse Song Lyrics

**Extra Bible Verse Song:
Let Us Then Draw Near**

DDD ESV Songs 12, Track 19

Let us then draw near,
Draw near the throne of grace,
Draw near with confidence,
The throne with confidence.
That we may receive mercy
And find grace to help,
Help us in time of need, in time of need. *(repeat)*

Hebrews Four, sixteen.

about this Bible verse:

Words: Hebrews 4:16, ESV Music: Constance Dever ©2012

Jesus reigns in heaven as the High King over all creation. How He loves God's people! He listens to their prayers and even prays for them, Himself! He promises to give them everything they need to live for God and to do all He wants them to do.

God's people know they can always pray and ask God to help them. They know His answer is always "yes" when they ask Him to help them. He will give them the strength they need to do all He wants them to do. That's why they go boldly and confidently to God with their prayers. He will help them. He will always help them! We can become God's people, too, when we turn away from our sins and trust in Jesus as our Savior.

We can be God's people, too, when we turn away from our sins and trust in Jesus as our Savior.

Unit 12 Bible Truth 1 Bible Verse Song Lyrics

Extra Bible Verse Song: DDD ESV Songs 12, Track 20

Help Us, O God of Our Salvation

Help us, O God of our salvation,
For the glory of your name;
Help us, O God of our salvation,
For the glory of your name.

Deliver us, deliver us,
And atone for our sins, atone for our sins.
Deliver us, deliver us,
And atone for our sins, atone for our sins.

Help us, O God of our salvation,
For the glory of your name;
Help us, O God of our salvation,
For the glory of your name.
Psalm Seventy-nine, verse nine.

about this Bible verse:

Words: Psalm 79:9, ESV Music: Constance Dever ©2012

We have all turned away from obeying God. We all choose to do things our own way...and we all deserve God's punishment. Who can help us? Who can save us? God can! He loves to help us! He loves to save us! We can ask Him to help us to turn away from our sins and trust in Jesus as our Savior. We can ask Him to forgive our sins in Jesus. Ask Him to help you today! Ask Him to be the God of your salvation!

Unit 12 Bible Truth 1 Bible Verse Song Lyrics

Extra Bible Verse Song: DDD ESV Songs 12, Track 21

We All with Unveiled Face

We all with unveiled face,
Beholding the glory of the Lord,
Are being transformed,
Into the same image,
From one degree of glory to another,
For this comes from the Lord,
The Lord, who is the Spirit.
For this comes from the Lord,
The Lord, who is the Spirit.
The Lord, who is the Spirit.
Second Corinthians Three, eighteen.

about this Bible verse:

Words: adapted from 2 Corinthians 3:18 ESV Music: Constance Dever ©2011

Sometimes when Moses finished meeting with the LORD, he would actually shine with God's glory! Moses would put on a veil to cover up God's glory when he was with the people. He didn't want them to watch it fade away.

Moses' face may have sometimes shown with God's glory for a little while, but God's people have His Holy Spirit inside them all the time. God doesn't want them to hide His glory--they are not to veil His work in their lives, but show it to all. The Holy Spirit works inside them and transform them. He helps them to love God and live holy lives that reflect Him. One day, when God's people go to live with Him in heaven, they will all shine with the glory of His presence. And that's a glory that will never, ever fade!

Let Us Then With Confidence

D D7 Bm A D D¹³

Let us then with con-fi dence draw near. _____ With con-fi dence draw near the throne of

7 Bm A Bm A G Bb Bm

grace. _____ So that we may re-ceive mer - cy and find grace, in our

14 Bb D D D7 Bm A

time of need. Let us then with con - fi dence draw near. _____ With

21 D D¹³ Bm A Bm A

con - fi dence draw near the throne of grace. _____ So that we may re-ceive mer - cy

27 G Bb Bm Bb


and find grace, in our time of

31 D Bm Bb D

need. He - brews Four, six - teen.

Let Us Then Draw Near

Fm Cm Fm




Let us then draw near, draw near the throne of grace, draw near with con-fi-dence, the

4 C Fm Cm



throne, with con - fi dence, that we may re-ceive mer - cy and find_ grace to help,

7 Fm C Fm Fm



help us in___ time of need, in time of need. Let us then draw near, draw

10 Cm Fm Fm C



near the throne of grace, draw near with con-fi-dence, the throne, with con - fi-dence, that

13 Fm Bb Cm Ab



we may re-ceive mer - cy and find_ grace to help, help us in___ time of need,

16 Fm C Fm C Fm C Fm



time of need. He-brews chap - ter four, _____ verse six - teen.

Words: adapted from Hebrews 4:16 ESV Music: Constance Dever ©2012

Help Us, O God of Our Salvation

C Am F Am F G



Help us, O God of our sal - va tion, for the glo - ry of your name;

5 C Am F Am F G C



Help us, O God of our sal - va tion, for the glo - ry of your name. De -

9 Am Em F B^b G



li - ver us, de - liv - er us, and a - tone for our sins, a - tone for our sins. De -

13 Am Em F B^b B^b G



li - ver us, de - liv - er us, and a - tone for our sins, a - tone for our sins.

18 C Am F Am F G



Help us, O God of our sal - va tion, for the glo - ry of your name;

22 C Am F Am F G



Help us, O God of our sal - va tion, for the glo - ry of your

25 Am F Am Fma⁷ G F C



name. Psalm Se - ven - ty - nine__ verse__ nine.

Words: adapted from Psalm 79:9 ESV Music: Constance Dever ©2012

We All With Unveiled Face

Eb
Ab
Eb
Ab
Eb
Ab

We all with un - veil - ed face, be - hold - ing the glo - ry of the

7

Bb
Ab
Eb
Ab
Cm

Lord, are be - ing trans - formed, in - to the same i - mage, from

13

Eb
Bb
Ab
Eb
Ab
Eb

one de - gree of glo - ry to an - oth - er. For this comes from the

19

Bb
Ab
Eb
Bb
Eb
Ab

Lord, the Lord who is the Spir - it, For this comes

26

Eb
Bb
Ab
Eb
Bb

from the Lord, the Lord who is the Spir -

32

Cm
Eb
Bb
Bb7
Eb

it. Se - cond Co - rin - thi - ans Three, eigh - teen.

Words: adapted from 2 Corinthians 3:18 ESV Music: Constance Dever ©2012

Bible Verse Song

DDD ESV Songs 12, Track 22

Hear, O Hear

Hear, O hear, O Israel,
Hear, O hear, O Israel,
The LORD your God, the LORD is one.
You shall love the LORD your God
with all your heart,
You shall love the LORD your God
with all your soul,
You shall love the LORD your God
with all your might.
Deuteronomy Six, four through five.

about this Bible verse:

Words adapted from Deuteronomy 6:4-5, ESV Constance Dever © 2011

These verses tell us that the LORD is one--He's the one, true God. Moses first spoke these words to the people of Israel, but they are true for all who want to be God's people. He wants His people to love Him with their heart, soul and strength-that means all of themselves.

Unit 12 Bible Truth 2 Bible Verse Song Lyrics

Extra Bible Verse Song: DDD ESV Songs 12, Track 23

Your Steadfast Love Is Better than Life

Because your steadfast love is better than life,
My lips will praise you.

I will bless you as long as I live,
In your name I will lift up my hands,
Because your love is better than life,
Because your love is better than life,
Because your love is better than life.
Psalm Sixty-three, three and four.

about this Bible verse:

Words: adapted from Psalm 63:3-4 ESV Music: Constance Dever ©2011

Life here on earth is filled with many good things, but God's people know that God's love is better than them all. God's love is better because it never changes and never ends. God's love is better because He made us to know Him. Only God and His love can truly satisfy us. How wonderful it is to know that God loves you and will always, always take care of you! God's people love to think about God and His deep, deep love for them. And more than that, they love to lift up their hands and their voices to praise His name!

Hear, O Hear

Gm Cm⁷ Gm D Gm
 Hear, O hear, O Is - ra - el, Hear, O hear, O Is - ra - el, The LORD your God, the
 6 Gm D Gm D Gm
 LORD is one, You shall love the LORD your God with all your heart, You shall love the LORD your God with
 10 D Gm Cm Gm
 all your soul, You shall love the LORD your God with
 12 D Gm D Gm
 all your might. Deu - ter - o - no - my Six, four thru' five.

Words: adapted from Deuteronomy 6:4-5 ESV Music: Constance Dever ©2012

Your Steadfast Love Is Better than Life

The musical score is written in 4/4 time with a key signature of two flats (Bb and Eb). It consists of five staves of music with lyrics underneath. Chord symbols are placed above the notes. The lyrics are: "Be-cause yourstead - fast love is bet ter than life, my lips will praise_ you. So I will bless you as long as I live, in your name I will lift up my hands. Be-cause your love is bet - ter than life, Be-cause your love is bet - ter than life, Be - cause your love is bet - ter than life. Psalm Six - ty - three, three_ and four." The score includes various musical notations such as rests, eighth notes, quarter notes, and triplets.

1 Be-cause yourstead - fast love is bet ter than life, my lips will praise_ you. So I will

5 bless you as long as I live, in your name I will lift up my hands._____

9 Be-cause your love is bet - ter than life, Be-cause your love is bet - ter than

13 life, Be - cause your love is bet - ter than

15 life. Psalm Six - ty - three, three_ and four.

Words: adapted from Psalm 63:3,4 ESV Music: Constance Dever ©2012

Words: adapted from Isaiah 37:16 ESV Music: Constance Dever ©2012

Bible Verse Song:

Love

Love is patient, love is kind,
love does not envy or boast,
It is not arrogant or rude,
Does not insist on its own way,
It is not irritable, or resentful,
Does not rejoice in wrong-doing,
but with the truth.

Love bears all things, believes all things,
Hopes and endures all things,
Faith, hope and love abide these three,
but the greatest is love.

Love never ends, love never ends,
love never ends.

Faith, hope and love abide these three,
but the greatest is love.

First Corinthians Thirteen,
four through eight, and thirteen.

about this Bible verse:

Words: 1 Corinthians 13:4-8 ESV Music: Constance Dever ©2011

These verses tell us how God wants His people to love others. This is how He has treated them through Jesus. He wants them to be like Him and love others this way, too. God's Holy Spirit helps His people love in these ways. He helps them love even when it is very hard. God's Holy Spirit can help us love this way, too, when we turn away from our sins and trust in Jesus as our Savior. This is how we become God's people.

Extra Bible Verse Song: Love Is Patient

DDD ESV Songs 12, Track 25

Love is patient, love is kind,
Love doesn't envy, It doesn't boast,
It's not arrogant, It is not rude,
Nor insists on its own way.
Love's not irritable or resentful,
Rejoices with truth, not wrong-doing,
Love bears all things, believes all things,
Hopes all things, endures all things.
Love never ends, love never ends,
love never ends, love never ends!
First Corinthians Thirteen, four through eight.

about this Bible verse:

Words: 1 Corinthians 13:4-8 ESV Music: Constance Dever ©2011

These verses tell us how God wants His people to love others. This is how He has treated them through Jesus. He wants them to be like Him and love others this way, too. God's Holy Spirit helps His people love in these ways. He helps them love even when it is very hard. God's Holy Spirit can help us love this way, too, when we turn away from our sins and trust in Jesus as our Savior. This is how we become God's people.

Love

D G D A D

Love is pa - tient, love is kind, love does not en - vy or boast. It is not ar - ro-gant or

6 G D A D F#m G F#m G D A

rude, does not in - sist on its way. It is not ir-ri-ta - ble, or re - sent - ful, does not re

13 F#m G F#m G D A D

joice in wrong - do - ing, but_ with the truth. Love bears all things, be - lieves all

19 G D A D G D A

things, hopes and en dures all things. Faith, hope and love, a-bide these three, but the great - est is

25 D F#m G F#m G D A D

love. Love ne - ver ends, love ne - ver ends, love ne - ver ends. Faith, hope and love, a-bide these

31 A D A D D

three, but the great - est is love. First Co - rin - thi - ans Thir -

35 G D A D

teen, four through eight, and thir - teen.

Words: adapted from 1 Corinthians 13:4-8 ESV Music: Constance Dever ©2015

Love Is Patient

C F G C F G C Em

Love is pa - tient, love is kind, love does -n't en -vy, it does -n't boast, It's not ar - ro-gant, it

6 F G Am C G C C F G

is not rude, nor in - sist on its own way. Love's not ir - ri - ta-ble or re - sent - ful, re -

11 C G F G C Em F G Am

joi - ces with truth, not wrong do - ing, Love bears all things, be - lieves all things, hopes all

15 C F G C F G⁷ C

things, en dures all things. Love ne - ver ends. Love ne - ver ends, love ne - ver

22 F Dm G⁷ C F G C G C

ends. Love ne - ver ends! First Co-rin - thi-ans Thir - teen, four thru' eight.

Words: adapted from 1 Corinthians 13:4-8 ESV Music: Constance Dever ©2012

Bible Verse Song: Trust

DDD ESV Songs 12, Track 26

Trust in the LORD,
Trust in the LORD,
Trust in the LORD with all your heart,
And do not lean,
And do not lean,
On your own understanding,
In all your ways, acknowledge Him,
In all your ways acknowledge Him,
And He will make straight your paths,
And He will make straight your paths.
Proverbs Three, five and six.

about this Bible verse:

Words: adapted from Proverbs 3:5-6 ESV Music: Constance Dever ©2011

These verses remind us that we can always trust the LORD and His good plans, even when we don't understand what He is doing. He wants us not to depend on ourselves or what we see, but on Him, His Word, and His good plans. And when we do, we can know that He will show us what He wants us to do, every day of our lives.

Unit 12 Bible Truth 4 Bible Verse Song Lyrics

Extra Bible Verse Song: DDD ESV Songs 12, Track 27
Trust in the LORD

Trust in the LORD with all your heart,
And do not lean on your understanding,
In all your ways acknowledge Him,
And He will make straight your paths.
Trust in the LORD with all your heart,
Trust in the LORD with all your heart,
Trust in the LORD with all your heart,
Trust in the LORD with all your heart.
Proverbs Three, five and six.

about this Bible verse:

Words: adapted from Proverbs 3:5-6 ESV Music: Constance Dever ©2011

These verses remind us that we can always trust the LORD and His good plans, even when we don't understand what He is doing. He wants us not to depend on ourselves or what we see, but on Him, His Word, and His good plans. And when we do, we can know that He will show us what He wants us to do, every day of our lives.

Extra Bible Verse Song: May the God of Hope

May the God of hope
fill you with all joy and peace.
As you trust in Him, As you trust in Him.
May the God of hope
fill you with all joy and peace.
As you trust in Him.
That you may overflow with hope,
That you may overflow with hope,
By the power of the Holy Spirit,
By the power of the Holy Spirit. (repeat)
Romans Fifteen, thirteen.

about this Bible verse:

Words: adapted from Romans 15:13 NIV 1984 Music: Constance Dever ©2011

God is the God of hope. That means that even when things look impossibly hard, God still is able to whatever it is He wants to do. God's people never need to lose hope, no matter how bad things look. This is the same God who raised Jesus from the dead! This is the same God who fills them with His Holy Spirit! He has saved them from their sins! He comes to live inside them to work powerfully. God's people can have peace and joy as they trust in God. They know He is able to accomplish all of His good and perfect will... even in their lives!

Unit 12 Bible Truth 4 Bible Verse Song Lyrics

Extra Bible Verse Song: DDD ESV Songs 12, Track 29

Let the Morning Bring Me

Refrain

Let the morning bring me,
Word of your unfailing love,
Let the morning bring me,
Word of your unfailing love.

Verse 1

I remember the days of long ago,
I meditate on all your works,
And consider what your hands have done,
What your hands have done. (*refrain*)

Verse 2

For I have put my trust in you,
Show me the way that I should go,
For to you, I entrust my life,
I entrust my life to you. (*refrain*)

Psalm One-forty-three, verses five and eight.

about this Bible verse:

Words: adapted from Psalm 143:5,8 NIV 1984 Music: Constance Dever ©2011

Thinking about God and all His good ways gives God's people hope. Even when they get bad news, even when they are sad, even when they don't know what they should do next, they think about how good God has been to them. He always helped them in the past, He will help them now, too. So, they entrust their life in His hands. They look for word of His unfailing love that will come to the rescue and help them every single time.

Extra Bible Verse Song: For a Little While

For a little while you may have suffered,
Grief in all kinds of trials.
These have come that your faith,
May be proved genuine, be proved genuine.

Refrain:

Faith! Faith! Which is of greater worth than gold,
Which perishes though refined by fire.
Faith! Faith! Which is of greater worth than gold,
Which perishes though refined by fire.

For a little while you may have had suffered,
Grief in all kinds of trials.
These have come that your faith,
May result in praise, glory and honor. *Refrain*

First Peter One, six through seven.

about this Bible verse:

Words: adapted from 1 Peter 1:6-7 NIV 1984 Music: Constance Dever ©2011

God's people suffer, but only according to God's perfectly wise and good plan. He will only use their sufferings for His glory and their good. What kind of good? He will use their sufferings to grow their faith in Him, making it stronger, truer, and deeper. That's what this verse calls proving faith genuine. What other kind of glory? God has planned for all their sufferings to result in praise, glory and honor. That's because God is the one who perfectly planned their sufferings and gave them the strength to endure them. We may think gold and riches are worth a lot in this world--and they are because we can get many things with them. But, how God's people will thank God and praise Him for all the great things He did through their sufferings! For through them, God will give them something worth far more than all the gold in the world could get them.

Unit 12 Bible Truth 4 Bible Verse Song Lyrics

**Extra Bible Verse Song:
If God Is For Us**

DDD ESV Songs 12, Track 31

If God is for us, who can be against us?

He did not spare His own Son,
But gave Him up for us all.

How will He not also with Him,
Graciously give us all things?

How will He not also with Him,
Graciously give us all things?

Who shall separate us, from the love of Christ?

Shall tribulation or distress?

Persecution, famine, nakedness?

No, in all these things,

We are more than conquerors,

Through Him who love us.

Neither life nor death, nor anything else,

Will separate us from God's love in Christ.

Romans Eight, thirty-one and two, thirty-five,
seven through nine.

about this Bible verse:

Words: adapted from Romans 8:31,32,35,37-39 ESV Music: Constance Dever ©2015

God's people may suffer many different things, but never will they be separated from God and His love for them in Christ. No. Nothing will separate them from Him and His love, not even the worst things they can imagine. And what does this mean for them as they suffer? It means that they will always have what they need to faithfully endure whatever they face. With God with them always, they know that He will always provide what they need.

And one day, they will go to be with their dear God forever, closer to Him than ever in this life. And never having to face any suffering again. Hallelujah! Come, Lord Jesus, come!

Extra Bible Verse Song: Many Walk as Enemies

Many walk as enemies of the cross of Christ,
 Many walk as enemies of the cross of Christ,
 Their end is destruction,
 With minds set on earthly things,
 Minds set on earthly things.

But what about God's people?

But our citizenship is in heav'n,
 Yes, our citizenship is in heav'n,
 And we await, we await,
 A Savior from it.
 Philippians Three, eighteen through twenty.

about this Bible verse:

Words: adapted from Philippians 3:18-20 ESV Music: Constance Dever ©2011

All of us are sinners. We have all chosen to live life our own way, instead of God's good way. We deserve God's punishment, not eternal life with Him. But God sent His Son, Jesus, to save sinners like us. He took the punishment for sins when He died on the cross. On the third day, He rose from the dead in victory. Now all who turn away from their sins and trust in Him as their Savior are forgiven their sins. They belong to God. No longer are they people who belong in this world. They are citizens of heaven--that's where their home is. And one day, either they will die to go to live with Him; or, Jesus will come back and take them home, Himself. Oh, how wonderful that will be! God's people eagerly await for that day to come. No more sin and death! Such wonderful closeness with God always! Until that day, God's people will go on telling others the good news of Jesus. They don't want anyone to remain an enemy of the cross of Christ and face God's punishment. They want them to repent and receive eternal life.

Unit 12 Bible Truth 4 Bible Verse Song Lyrics

Extra Bible Verse Song:

DDD ESV Songs 12, Track 33

You Were Publicly Exposed

You were publicly exposed,
To reproach and affliction.
You had compassion on those in prison,
You joyfully accepted,
Plundering of your property.

Why?

Since you knew that you, yourselves,
Had a better, an abiding possession,
Since you knew that you, yourselves,
Had a better possession.

Therefore, do not throw away your confidence;
Which as a great reward.

You need endurance so that when you've
done the will of God.

You may receive what is promised.

Hebrews Chapter Ten, thirty-two through six.

about this Bible verse:

Words: adapted from Hebrews 10:32-36 ESV Music: Constance Dever ©2011

Sometimes God's people have to suffer terrible things because they believe in Jesus. Sometimes, they have even had their home and all of their possessions (things) taken from them. How awful! But, God's people know that as wonderful are the things they enjoy in this world, these things are nothing compared to what awaits for them in heaven. God has promised to reward them with things that are so good that they can't even be imagined. Best of all, will be living close to God in the depths of His love. Not only will all of this be far better than anything they know here on earth; but, these will never, ever end. They will abide forever. That's why God's people can even endure this kind of hard thing with confidence. They are waiting for their wonderful home in heaven.

Trust

C F C

Trust in the Lord, Trust in the Lord Trust in the Lord with all your heart, And do not lean,

6 F Am G

and do not lean on your own un - der-stan-ding, In all your ways ac -

11 F C Am G F C G/B

know - ledge Him, In all your ways ac - know - ledge Him, And

17 Am G C G/B F G C

He will make straight your paths, and He will make straight your paths.

24 C F C

Trust in the Lord, Trust in the Lord Trust in the Lord with all your heart, And do not lean,

29 F Am G F

and do not lean on your own un - der-stan-ding, In all your ways ac - know-ledge

35 C G/B Am G C G/B F

Him, And He will make straight your paths, and He will make

40 G C C B/G F

straight your paths. Pro-verbs Three, five and six.

Words: Proverbs 3:5-6 ESV Music: Constance Dever ©2012

Trust in the Lord

DDD ESV Songs 12, Track 27

1 F B \flat Gm C F C F

Trust in the LORD with all your heart, and do not lean on your own un-der stand-ing.

5 F B \flat Gm C

In all your ways ac-know - ledge him, and He will make

9 F B \flat F C B \flat F

straight your paths, — Trust in the LORD with all your heart! — Trust in the LORD with

13 C F B \flat F C B \flat F

all your heart! Trust in the LORD with all your heart! — Trust in the LORD with

17 F B \flat F B \flat F

all your heart! Pro - verbs Three, five and six

Words: Proverbs 3:5-6 ESV Music: Constance Dever ©2012

May the God of Hope

F Gm Am B♭ F

May the God of hope fill you with all joy and peace as you trust in Him, as you

4 F C F Gm Am B♭ F C F

trust in Him, May the God of hope fill you with joy and peace as you trust in Him. That

9 Dm C Dm C

you may ov-ver-flow with hope, That you may ov-ver-flow with hope, by the

13 Dm B♭ F Dm B♭ C

pow-er of the Ho-ly Spi-rit, by the pow-er of the Ho-ly Spi-rit. May the

18 2. F Gm Am B♭ F

May the God of hope fill you with all joy and peace as you trust in Him, as you

22 F C F Gm Am B♭ F

trust in Him, May the God of hope fill you with all joy and peace as you trust in Him, as you

26 F C F Gm Am B♭

trust in Him, May the God of hope fill you with joy and peace as you

29 F C F

trust in Him. Ro-mans Fif-teen, thir - teen.

Let the Morning Bring Me

Eb Ab Eb Bb Eb
Bb
Eb Ab Eb Bb

Let the morn-ing bring me word of Your un-fail-ing love, Let the mor-ning bring me

7 Eb Ab Eb
Bb Cm Ab Eb Cm Ab

word of Your un-fail-ing love. I re-mem-ber the days of long a-go, I me-di-tate on

12 Eb Bb Cm Ab
Eb Ab Eb Bb

all Your works, and con - si - der what Your hands have done, what Your hands have done, Let the

17 Eb Ab Eb Bb Eb
Bb Eb Ab Eb Bb

morn - ing bring me word of Your un-fail-ing love, Let the mor - ning bring me

23 Eb Ab
Bb Cm Ab Eb Cm Ab

word of Your un-fail-ing love. For I have put my trust in You, show me the way that

28 Eb Bb Cm Ab Eb Ab Eb Bb
Eb Ab

I should go, for to You I en-trust my life. I en-trust my life to You. Let the morn-ing

34 Eb Bb Eb
Bb Eb Ab Eb Bb Eb Ab

bring me word of Your un-fail-ing love, Let the mor ning bring me word of Your un-fail-ing

40 Eb rit. Cm Bb Cm Eb Bb

love, Word of Your un - fail - ing love, word of Your un - fail - ing

44 Eb Bb Cm Eb Bb Eb

love. Psalm One - for - ty - three, ver - ses five and eight.

Words: adapted from Psalm 143:5,8 NIV 1984 Music: Constance Dever ©2015

For a Little While

G C D G

For a lit - tle while you may have suf fered grief in all kinds of trials. These have come that your

6 D G C G

faith may be proved gen-u-ine, be proved gen - u - ine. Faith! Faith! which is of great-er worth than gold which

11 C D G G C D G D

per-ish-es though re-fined by fire. Faith! Faith! which is of great-er worth than gold which per-ish-es though re-

16 C G C D

fined by fire. For a lit - tle while you may have suf fered grief in all kinds of trials.

21 G D G G

These have come that your faith may re-sult in praise, glo - ry and hon - or. Faith! Faith! which is of

26 C G C D G

great-er worth than gold which per - ish - es though re - fined by fire... Faith! Faith! which is of

30 C G D

great - er worth than gold which per - ish - es, though re -

32 C G D G D G

fined by fire. First Pet - er One, six through se - ven.

Words: adapted from 1 Peter 1:6-7 NIV 1984 Music: Constance Dever ©2012

If God Is for Us

G C Bm Em C

If God is for us, who can be a gainst_ us?_ He did not spare His own_

5 G Em C G Em7 C G

Son, but gave Him up_ for us all. How will He not al-so with Him,

10 Em C G Em7 C G Em C

gra-cious-ly give us all things? How will He not al-so with Him, gra-cious-ly give us all

15 G G C Bm

things? Who shall se-pa-rate us, from the love of Christ?_ Shall tri-bu

20 Em C G Em C G Em7

la - tion or dis-tress? Per-se - cu-tion, fa-mine, na-ked ness? No, in all these things we are

25 C G Em C G Em7

more than con-quer-ors, through Him who loved us. Nei-ther life nor_ death nor

29 C G Em G D C D G

an - y - thing else, will se - pa - rate us from God's love in Christ.

32 D C Em C D(sus4) D G

Ro-mans Eight, thir-ty-one and two, thir-ty - five, sev-en through nine.

Words: adapted from Romans 8:31,32,35,37-39 ESV Music: Constance Dever ©2015

Many Walk as Enemies

Ma-ny walk as e - ne-mies of the cross of Christ, Ma - ny walk as e - ne-mies of the

cross of Christ, Their end is de - struc-tion, with minds set on earth - ly things, minds set on

earth - ly things. But what about God's people? But our ci - ti - zen - ship is in


heav'n Yes, our ci - ti - zen - ship is in heav'n, And we a - wait, we a - wait, a - wait a

Sav - ior from it. Phi - lip - pi - ans_ Three, eigh - teen thru' twen - ty.

Words: adapted from Philippians 3:18,19,20 Music: Constance Dever ©2012

You Were Publicly Exposed

Dm Gm Dm Gm A B^b



You were pu - blic-ly ex - posed to re proach and af - flic tion, —

5 Gm Dm A




— You had com - pas - sion on those in pri-son, you joy-ful - ly ac-cept ed

9 Dm Gm Dm




plun-der-ing of your pro-per - ty. Why? Since you knew that you your - selves, had a

13 Gm A B^b Dm Gm



bet ter, an a - bi - ding pos - ses sion, Since you knew that you your -

17 Dm B^b A Dm



selves had a bet-ter po-ses - sion. There - fore... Do not throw a - way your

21 Dm Gm A Dm




con - fi - dence; which has a great re - ward. You need en - du - rance so that when you've

25 Gm A Dm



done the will of God. You may re - ceive what is pro - mised.

28 A B^b A Dm



He - brews Chap - ter Ten, thir - ty - two thro' six.

Words: adapted from Hebrews 10:32-36 ESV Music: Constance Dever ©2012

Bible Verse Song:

DDD ESV Songs 12, Track 34

I Have Stored Up Your Word

I have stored up your word in my heart,
That I might not sin against you,
I have hidden your word in my heart,
That I might not sin against you.

I'll meditate on your precepts,
And fix my eyes on your ways.
I'll delight in your statutes,
I will not forget your word,

I have stored up your word in my heart,
That I might not sin against you,
I have hidden your word in my heart,
That I might not sin against you.

Psalm One-nineteen, eleven through sixteen.

about this Bible verse:

Words: adapted from Psalm 119:11,15-16 ESV Music: Constance Dever ©2011

God's people delight in God's Word, the Bible. It is full of God's precepts and statutes (His good laws). It tells of His ways (what God is like). They meditate on God's Word (think about); and, even hide it in their hearts (memorize it) so that they might not sin against God. They know that God's Word is not just true. It is powerful to change them to be more like Jesus. They don't want to neglect it, because they want to know God and please Him more than anything else in life. God can help us delight in His Word, too.

Unit 12 Bible Truth 5 Bible Verse Song Lyrics

**Extra Bible Verse Song:
If Anyone Loves Me**

DDD ESV Songs 12, Track 35

If anyone loves me,
He will keep my word,
If anyone loves me,
He will keep my word,
And my Father will love him,
And we'll come to him,
And make our home with him. *(repeat)*
John Fourteen, twenty-three.

about this Bible verse:

Words: John 14:23 Music: Constance Dever ©2011

In these verses, Jesus teaches that love for God is more than just a good feeling in our hearts or saying that we love Him. True love for God shows itself by obeying Him. This is the kind of person who gets to know the wonderful fellowship of God through His Holy Spirit living in their heart.

Extra Bible Verse Song: Jesus Answered

DDD ESV Songs 12, Track 36

Jesus answered him,
“If anybody loves me, he will keep my word,”
Jesus answered.

Jesus answered him,
“My Father will love him, and we will come,
and make our home with him,”
Jesus answered.

But that’s not all Jesus said...

Jesus answered him,
“Whoever doesn’t love Me, doesn’t keep My words,”
Jesus answered.

Jesus answered him,
“Whoever doesn’t love Me, doesn’t keep My words,”
Jesus answered.

John Fourteen, twenty-three and four.

about this Bible verse:

Words: John 14:23 ESV Music: Constance Dever ©2011

In these verses, Jesus teaches that love for God is more than just a good feeling in our hearts or saying that we love Him. True love for God shows itself by obeying Him. This is the kind of person who gets to know the wonderful fellowship of God through His Holy Spirit living in their heart.

Unit 12 Bible Truth 5 Bible Verse Song Lyrics

Extra Bible Verse Song: DDD ESV Songs 12, Track 37

For We Are God's Workmanship

For we are, for we are,
For we are God's workmanship,
Created in Christ Jesus to do good works,
Which God prepared for us in advance to do.

For we are, for we are,
For we are God's workmanship,

Serve wholeheartedly
As if you were serving the Lord, not men,
The Lord will reward ev'ryone
for the good he does.

For we are, for we are,
For we are God's workmanship,
Created in Christ Jesus to do good works.
Ephesians Two, ten; Six, seven and eight.

about this Bible verse:

Words: Ephesians 2:10;6:7-8, NIV 1984 Music: Constance Dever ©2012

God has prepared good works in advance for His people to do. It also tells us that God's people are God's workmanship. That means that God is the one that is at work in them, making them like Jesus and helping them to do the good works He prepared for them to do. God's people have so much to rejoice about! Not only has God chosen special things He will do through them, but He will give them the strength and wisdom to do them all. How can they not succeed with God at work in them! We can become God's people when we turn away from our sins and trust in Jesus as our Savior!

I Have Stored Up Your Word

I have stored up your word in my heart that I might not sin a-against you. I have
 5 stored up your word, in my heart that I might not sin a-against you. I'll me - di-tate on your
 10 pre - cepts and fix my eyes on your ways. I'll de - light in your sta - tutes; I will
 15 not for - get your word. I have stored up your word in my heart that I might not sin a-against
 20 you. I have stored up your word, in my heart that I might not sin a-against
 24 you. Psalm One - nine teen, e - le - ven through six - teen.

Words: adapted from Psalm 119:11,15-16 ESV Music: Constance Dever ©2012

If Anyone Loves Me

G C G C G C

If a - ny - one loves me, he will keep my word, If a - ny - one loves me, he will

4 D C D G D G C Em C D G

keep my word, and my Fa - ther will love him and we'll come to him, and make our home with him.

8 G C G C G C

— If a - ny - one loves me, he will keep my word, If a - ny - one loves me, he will

12 D C D G D G C Em

keep my word, and my Fa - ther will love him and we'll come to him, and

15 C D G C D G

make our home with him. — John Four - teen, twen - ty - three.

Words: adapted from John 14:23 ESV Music: Constance Dever ©2015

Jesus Answered

Bm Em Bm Em Bm B^o(#11) F#7

Je-sus an-swered him, "If a - ny -bod -y loves me, He will keep my word, Je sus an - swered.

5 Bm Em Bm Em Bm F#7

Je - sus an - swered him, "My Fa - ther will love him, and we will come and make our home with him."

9 B^o(#11) Bm Bm Em Bm

Je - sus an - swered. But that's not all Jesus said... Je - sus an - swered him, "Who - ev - er does - n't love Me

13 Em Bm B^o(#11) F#7 Bm Em Bm

does - n't keep my words," Je - sus an - swered. Je - sus an - swered him, "Who ev - er does - n't love Me

17 Em Bm B^o(#11) Bm F#7 Bm

does - n't keep my words," Je - sus an - swered. John Four teen, twen - ty - three and four.

Words: adapted from John 4:23-24, ESV Music: Constance Dever ©2015

For We Are God's Workmanship

Cm Fm Cm Fm Cm Fm Cm G^b Cm

For we are,___ For we are,___ For we are God's work-man-ship, cre - at -ed in Christ

6 G^b Cm G^b Cm G^b Cm Fm

Je -sus to do good works, which God pre-pared in ad - vance for us to do. For we are,___

12 Cm Fm Cm Fm Cm G^b Cm

For we are,___ For we are God's work-man-ship, Serve whole-heart - ed - ly as

16 G^b Cm Cm G^b Cm G^b Cm

if you were serv-ing the Lord, not men, the Lord will re-ward ev'-ry - one for the good he

21 Fm Cm Fm Cm Fm Cm

does. For we are,___ For we are,___ For we are God's work-man-ship, cre -

26 G^b Cm G^b Cm Fm G⁷ Cm

at ed in Christ Je -sus to do good works. E - phe-sians Two, ten; Six, se-ven and eight.---

Words: adapted from Ephesians 2:10; 6:7,8 NIV 1984 Music: Constance Dever ©2012

Bible Verse Song: No Temptation

No temptation has overtaken you,
That is not,
Common to man,
God is faithful,
He will not let you be,
Tempted beyond,
Your ability,
But with the temptation
He will also provide,
The way of escape,
So that you might be able to endure it.
First Corinthians Chapter Ten, verse thirteen.

about this Bible verse:

Words: adapted from 1 Corinthians 10:13 ESV Music: Constance Dever ©2011

God's people will face temptations to sin every day. Their temptations are common to man--that is, they will be tempted to sin against God, just like everyone else. But, God's people can be encouraged that God is always there to help them say "no." He promises that He will never let them be tempted more than they can bear. With any temptation they face, He promises to provide a way of escape, so they can endure the temptation without sinning. How good, merciful and powerful is the Lord!

Bible Verse Song:

No Temptation Has Overtaken You

No temptation has overtaken you,
That is not, common to man.
No temptation has overtaken you,
That is not, common to man.
God is faithful, He'll not let you be tempted,
Let you be tempted beyond your ability,
God is faithful, He'll not let you be tempted,
Tempted beyond your ability.

No temptation has overtaken you,
That is not, common to man.
No temptation has overtaken you,
That is not, common to man.
God will also provide the escape,
The way of escape to endure it,
God will also provide the escape,
The way of escape to endure it.
First Corinthians Chapter Ten, verse thirteen.

about this Bible verse:

Words: adapted from 1 Corinthians 10:13 ESV Music: Constance Dever ©2011

God's people will face temptations to sin every day. Their temptations are common to man--that is, they will be tempted to sin against God, just like everyone else. But, God's people can be encouraged that God is always there to help them say "no." He promises that He will never let them be tempted more than they can bear. With any temptation they face, He promises to provide a way of escape, so they can endure the temptation without sinning. How good, merciful and powerful is the Lord!

Bible Verse Song: Count It All Joy

Count it all joy, all joy, all joy, my brothers,
Count it all joy, all joy, all joy, my brothers,
When you meet with trials of various kinds,
When you meet with trials of various kinds,
for the testing of your faith,
produces steadfastness.

And let steadfastness have its full effect,
That you may be perfect and complete,
lacking in nothing.

Count it all joy, all joy, all joy, my brothers,
Count it all joy, all joy, all joy, my brothers,
When you meet with trials of various kinds,
When you meet with trials of various kinds,
for the testing of your faith, produces steadfastness.

James Chapter One, verses two through four.

about this Bible verse:

Words: adapted from James 1:2-4, ESV Music: Constance Dever ©2015

No one likes to suffer. God's people are no different from anyone else in that. They look forward to the day when their suffering will all be over. But, they are able to take joy in their sufferings. They know that God has carefully planned what suffering they will endure. They know He has planned to use every single bit of it to strengthen their faith and make it steadfast and complete. This is great comfort to them as they suffer. God is up to their good in every trial.

No Temptation

B \flat F Gm E \flat B \flat

No temp - ta - tion has ov - er - ta - ken you, that is _____

6 Gm E \flat F B \flat F

not com - mon to man, God is _____ faith - ful, He

11 Gm E \flat B \flat Gm E \flat

will not let you be, temp - ted be - yond _____ your a - bi - li -

16 F E \flat B \flat F Gm E \flat

ty, But with the temp - ta - tion, He will al - so pro - vide the

21 B \flat F Gm E \flat F

way of es - cape, _____ that you might be, a - ble to en -

25 B \flat F E \flat F B \flat

dure it. First Co - rin - thi - ans Chap - ter Ten, _____ verse thir - teen.

Words: adapted from 1 Corinthians 10:13 Music: Constance Dever ©2012

No Temptation Has Overtaken You

D

No temp - ta - tion has o - ver-ta - ken you that is not

4 D A D

com-mon to man. No temp - ta - tion has o - ver-ta-ken you that is not

8 D7 D G D

com-mon to man. God is faith-ful he'll not let you be temp - ted,

11 A A7 A D G

let you be temp-ted be - yond your'a' - bil - i - ty, God is faith-ful he'll not let you be

14 D A A7 D D

temp - ted, temp-ted be-yond your a-bi - li - ty. No temp - ta - tion has

18 D A D

o - ver-ta-ken you that is not com-mon to man. No temp - ta - tion has

22 A7 D G

o-ver-ta-ken you that is not com-mon to man. God will al - so pro-vide the es

26 D A A7 A D A D G

cape, _____ the way of es-cape, to en- dure _____ it, God will al - so pro-vide the es-

30 D A A7 A

cape, _____ the way of es - cape, to en

32 D A D A D

dure _____ it. First Co - rin - thi - ans Ten, thir - teen.

Words: adapted from 1 Corinthians 10:13 Music: Constance Dever ©2012

Count It All Joy

B♭maj7 C
Dm7 B♭ F F(add4)/B♭ B♭maj7 C
B♭maj7 C
Dm7

Count it all joy, all joy, all joy, my brothers, Count it all joy, all joy,

7 B♭ F C(sus4) C
B♭maj7 B♭ Am7
B♭maj7 B♭

all joy, my brothers, When you meet trials of various kinds, when you meet trials of

12 Am7
B♭maj7 Fmaj7/A B♭(sus2) C
Dm B♭ F

various kinds, for you know that the testing of your faith produces steadfastness.

17 Dm Am B♭ Dm
C(sus4) C
Dm Am B♭ Dm

And let steadfastness have its full effect that you may be perfect and complete, lacking in nothing.

24 C(sus4) C

Count it James

28 B♭maj7 Am7 B♭

Chapter One, verses two through four.

Words: adapted from James 1:2-4 ESV Music: Constance Dever ©2015

Bible Verse Song: How Beautiful

Refrain

How beautiful! How beautiful!
How beautiful are the feet.
How beautiful! How beautiful!

Are the feet of those who preach the good news.
Ev'ryone who calls on the name of the Lord,
Will be saved.
Ev'ryone who calls on the name of the Lord,
Will be saved.

Yes, but I have some questions....

How then will they call on Him they've not believed in?
How are they to believe in Him they never heard?
How are they to hear without someone preaching?
How are they to preach unless they are sent?

Well, it all goes back to those feet! Refrain

Romans Ten, thirteen through fifteen.

about this Bible verse:

Words: adapted from Romans 10:13-15 ESV Music: Constance Dever ©2011

These verses remind us that God sends His people to tell others the good news of salvation through Jesus. They must go, if others are to hear and believe. That is how God has planned to save sinners. What a privilege this is to go and tell others! That is what makes their feet beautiful. Not that they have pretty feet (or cute toes), but that by using their feet to go tell others about Jesus, those others can know God and be saved from their sins.

Extra Bible Verse Song: Be My Witnesses

Be my witnesses,
You will be my witnesses,
In Jerusalem, Judea and Samaria,
And to the ends,
The ends of the earth.

Be my witnesses,
You will be my witnesses,
In Jerusalem, Judea and Samaria,
And to the ends,
The ends of the earth.
Acts One, eight.

about this Bible verse:

Words: adapted from Acts 1:8 ESV Music: Constance Dever ©2011

Jesus' followers started out in Jerusalem--the city where Jesus died and rose from the dead. Jesus told them that they were not to stay there, but spread out to nearby areas (Judea and Samaria) and keep on going. The good news of salvation through faith in Him was a message for the whole world. They were to be His witnesses. That is, they were to tell others what they had learned about Jesus and seen God do through Him. They were to tell others how they could be saved. Even today, God's people keep obeying Jesus' command to take the gospel to the ends of the earth. God's plan to call and love a people from every land on earth will be fulfilled.

How Beautiful

B \flat E \flat B \flat F B \flat

How beau - ti - ful! How beau-ti-ful! How beau ti-ful are the feet. How beau-ti - ful! How

5 E \flat B \flat F F 7 B \flat F B \flat E \flat B \flat F B \flat

beau-ti-ful, Are the feet of those who preach the good news. Ev-'ry one who calls on the name of the Lord

10 E \flat F E \flat B \flat F B \flat E \flat

will be saved... Ev-'ry one who calls on the name of the Lord will be

15 F But, wait! E \flat B \flat F B \flat E \flat B \flat

saved. *But, wait!* How then will they call on him they've not be-lieved in? How are they to be-lieve in

19 F B \flat E \flat B \flat F B \flat E \flat B \flat

him they've ne-ver heard? How are they to hear with-out some one preach-ing? How are they to preach un-less

23 E \flat F B \flat E \flat B \flat F B \flat

Well, it all goes back to those feet! they are sent? How beau - ti - ful! How beau - ti - ful! How beau ti - ful are the feet. How

28 E \flat B \flat F F 7

beau - ti - ful! How beau - ti - ful, Are the feet of those who

31 B \flat F B \flat F E \flat B \flat

preach the good news. Ro - mans Ten, thir - teen thro' fif - teen.

Words: adapted from Romans 10:13-15 ESV Music: Constance Dever ©2012

Be My Witnesses

Em Bm A Bm Em Bm A Bm Em B

Be my wit-nes ses,___ You will be my wit-nes-ses, in Je - ru-sa-lem, Ju-de-a and Sa

6 Em D Em B⁷ Em Em Bm A Bm

ma-ri a,___ and to the ends, the ends_of the earth. Be my wit-nes ses,___

11 Em Bm A Bm Em B Em D Em

You will be my wit-nes-ses, in Je - ru - sa-lem, Ju-de - a and Sa- ma-ri a,___ and

15 B⁷ Em Bm Em

to the ends, the ends_of the earth. Acts_____One,_____ eight.____

Words: adapted from Acts 1:8 ESV Music: Constance Dever ©2012

Bible Verse Song: Shout with Joy to God

Shout! Shout! Shout with joy!
Shout with joy to God, all the earth!
Sing! Sing! Sing the glory!
Sing the glory of His name!
Say! Say! Say to God!
Say to God, "How awesome are your deeds."
Come, Come, Come and see,
Come and see what God has done!
I will tell you what He has done for me!
Psalm Sixty-six, one through three, five, nine, sixteen.

about this Bible verse:

Words: adapted from 1 Peter 4:10,11 ESV Music: Constance Dever ©2015

These verses remind us that God is the one who gives us everything we are and have. He wants us to be good stewards of them. He wants us to use these gifts to help and encourage others; and, to bring praise to His name. He gives us the strength to do this, through His Holy Spirit, when we turn from our sins and trust in Jesus as our Savior.

Bible Verse Song:

As Each Has Received a Gift

As each as received a gift,
Use it to serve one another,
As each as received a gift,
Use it to serve one another,
As good stewards of God's varied grace,
Use it to serve one another,
As good stewards of God's varied grace,
In order that in everything ,
God may be glorified.
In order that in everything ,
God may be glorified
through Jesus Christ. (*repeat*)
First Peter Four, ten and eleven.

about this Bible verse:

Words: adapted from Psalm 86:15, ESV Music: Constance Dever ©2011

This verse reminds us that the LORD is always faithful to His people. He is merciful and gracious to them. He is slow to anger and abounding in love that never ends. Even when they are unfaithful to Him and deserving of punishment rather than kindness, the LORD goes on being faithful to them. How amazing is the LORD!!

Extra Bible Verse Song: Gift, Gift, Gift

Gift, gift, gift,
As each as received a gift,
Use it to serve one another,
As good stewards of God's varied grace,
Good stewards of God's varied grace,
In order that in every, everything,
God be glorified through Jesus Christ.
First Peter Four, ten and eleven.

about this Bible verse:

Words: adapted from 1 Peter 4:10,11 ESV Music: Constance Dever ©2015

These verses remind us that God is the one who gives us everything we are and have. He wants us to be good stewards of them. He wants us to use these gifts to help and encourage others; and, to bring praise to His name. He gives us the strength to do this, through His Holy Spirit, when we turn from our sins and trust in Jesus as our Savior.

Extra Bible Verse Song: I Will Bless the LORD

I will bless the LORD at all times,
His praise shall be, continually be,
In my mouth, my, mouth.

I will bless the LORD at all times,
His praise shall be, continually be,
In my mouth, my, mouth.

Oh, magnify the LORD with me,
Exalt His name together,
Young lions suffer want and hunger,
But those who seek the LORD,
Lack no good thing. *(Repeat)*

Oh, taste and see, Oh, taste and see,
The LORD is good, the LORD is good.
Blest is the man, Blest is the man,
Who takes refuge in Him. *(Repeat)*

about this Bible verse:

Words: adapted from Psalm 34:1,3,8,10 ESV Music: Constance Dever ©2011

God's people delight in God's glory. He has been so good to them! He has given His Son to save them from their sins. He has provided for their needs with what He knows is best for them. He has filled them with His Holy Spirit, and they have fellowship with Him in their heart. They have never lacked any good thing and they never will their whole life. They want to praise the LORD all the time. They want others to join them in magnifying His name (praising Him) and in knowing Him, themselves. To be one of God's people is the best blessing anyone can ever have.

Shout with Joy

B♭ Dm E♭ F B♭ E♭ Dm F B♭ Dm

Shout! Shout! Shout with joy! Shout with joy to God, all the earth! Sing! Sing!

6 E♭ F B♭ E♭ F B♭ Dm E♭ F

Sing the glo - ry! Sing the glo - ry of His name! Say! Say! Say to God, _____

11 B♭ E♭ F B♭ Dm E♭ F

Say to God, "How awe - some are your deeds." Come, Come, Come and see, _____

15 B♭ E♭ F B♭ B♭ Dm

Come and see what God has done! I will tell you what

18 F B♭ Dm F B♭

He has done for me! Psalm Six - ty - six, one through six - teen.

Words: adapted from Psalm 66:1-3,59,16 ESV Music: Constance Dever ©2012

As Each Has Received a Gift

Em G A Em

As each has re-ceived a gift use it to serve one a - noth - er.

5 Em G A Cmaj7 Em

each has re-ceived a gift use it to serve one a - noth - er. As good

9 C D Em C D Em

ste-wards of God's va - ried grace, As good ste-wards of God's va - ried grace, In

13 D C Em C D Em D C Em

or-der that in ev'-ry-thing, God may be glo-ri - fied. In or-der that in ev'-ry-thing,

19 C D Em C D Em

God may be glo - ri - fied through Je - sus Christ.

22 1. 2. C D Em

As First Pe - ter Four, ten and e - le - ven.

Words: adapted from 1 Peter 4:10-11 ESV Music: Constance Dever ©2015

Gift, Gift, Gift

The musical score is written in 4/4 time with a key signature of one flat (Bb). It consists of four staves of music with lyrics underneath. Chords are indicated above the notes.

Staff 1: Chords F, Gm, C, F. Lyrics: Gift, gift, gift, as each has re-ceived a gift, use it to serve one an - oth - er.

Staff 2: Chords Gm, C, F. Lyrics: As good ste wards of God's va-ried grace, good ste-wards of God's va-ried grace. In

Staff 3: Chords Bb, C. Lyrics: or - der - that in ev' - ry, ev' - ry-thing God be glo - ri-fied through

Staff 4: Chords F, C, F, Bb, F. Lyrics: Christ. First Pe - ter Four, ten and e - le - ven.

Words: adapted from 1 Peter 4:10-11 ESV Music: Constance Dever ©2012

I Will Bless the Lord

F C/E Dm F C/E Dm B♭ C

I will bless the Lord at all times, His praise shall be, con - tin-ual-ly be, in my mouth, my

6 F C/E Dm F C/E Dm B♭ C

mouth. I will bless the Lord at all times, His praise shall be, con - tin-ual-ly be, in my mouth, my

12 B♭ F/A Gm F/A B♭

mouth. Oh, mag - ni-fy the Lord with me, ex - alt His name to - ge ther, Young li - ons su - fer

18 F/A Gm F/A B♭(add2) B♭ F

want and hun - ger, but those who seek the Lord, lack no good thing. I will

24 1. B♭ F/A B♭

Oh, taste and see, Oh, taste and see, the Lord is good, the Lord is

28 C B♭ F/A B♭ F

good, Blest is the man, Blest is the man, who takes re fuge, in Him. Oh, taste and

33 B♭ F/A B♭ C B♭

see, Oh, taste and see, the Lord is good, He is good, Blest is the man, Blest is the

38 F/A B♭ F C/E E♭ F

man, who takes re fuge, in Him. Psalm Thir - ty four, one and three, eight and ten.

Words: adapted from Psalm 34:1,3,8,10 ESV Music: Constance Dever ©2015

DEEP DOWN DETECTIVES

Curriculum Resources



**Appendix B:
Games**

Index of Games

List of Supplies Needed to Make All Games	349
Bible Verse Games	
Duck, Duck, Goose	353
Slap, Clap and Stack	354
Simon Says How	355
Roll 'n' Toss	356
Block Clapping	357
Meet, Greet and Keep It Up	358
Bean Bag Catch	359
Animal Cube	360
Fill 'er Up	361
Lily Pad Jump	362
Loud and Soft, Big and Little	363
Freeze 'n' Say	364
Detective Mission Madness Practice	365
Music, Movement & Memory Activities	
Thumping Drums	366
Say, Spring Up and Shout	367
Freeze Frame	368
Egg Shakers	369
Jingle Bell Hands	370
Big Voice, Little Voice	371
Sing, Dance and Fall Down	372
Bottle Shakers	373
March 'n' Say	374
Clap, Tap and Say	375
Block Clappers	376
Lullabies, Bells and Lions	377
Musical Squares	378
Bible Story Review Games	
Take Me through the Tunnel	379
Missing in Action	380
Treasure Hunt	381
Look Who's Coming Down the Tracks	382
Can You Remember?	383
Clothespin Line Up and Drop	384
Deep Down Detective Clue Hunt	385
Run to the Grocery Store	387
Who's in the Basket?	388
Going Fishing	389
Pony Express	390
Who's Inside?	391
Fix Up the Mix Up	392

Master Supplies List for All Deep Down Detectives Games

Deep Down Detectives uses many games. The good news is, they are simply made and they are re-used throughout the whole curriculum. Make sure you save the games you make and it will save you a lot of time later.

This is the full list of the games and the supplies needed in the Deep Down Detectives Curriculum. I **would highly suggest you do this!** Get the prep work over with at the beginning and coast your way through years of enjoyment! Store them in ziploc bags or baskets and pull them out when needed. So simple!

THIS LIST IS ALSO INCLUDED IN INTRODUCTION

Bible Verse Games

Lily Pad Jump

- Cube-shaped cardboard box,
- paper,
- glue,
- marker

Animal Cube

- Cube-shaped cardboard box,
- paper,
- glue,
- marker

Simon Says How

- Cube-shaped Cardboard box
- Paper, glue, and a marker

Bean Bag Catch

- 1 bean bag per every 2 children (or every child)
- NOTE: Can also fill socks with beans and tie open end to make beanbags.

Slap, Clap and Stack

- 10 or 12 Blocks or other stackable objects

Freeze 'n' Say

- Music and CD/Tape player

Fill'er Up

- 1 bean bag per child
- NOTE: Can also fill socks with beans and tie open end to make beanbags.
- Cardboard box or laundry basket
- Carpet squares, 1 per child

Loud and Soft, Big and Little

- none

Bible Verse Games

Roll 'n' Toss

- Cube-shaped Cardboard box
- Paper, glue, and a marker
- 1 bouncy ball per 2 children

Duck, Duck, Goose

- none

Deep Down Detective Mission Madness Practice

- Detective Gear, such as a trench coat, sunglasses, and a hat

Block Clapping

- 2 wooden blocks per child, preferably about 3"x 2", as found in many children's block sets

Meet, Greet, and Keep It Up

- 16 oz cups, 1 per child (with some extras)
- 2 pieces of rope as long as a line of children
- Masking tape

Master Supplies List for All Deep Down Detectives Games, continued

Music, Movement & Memory

Thumping Drums

- 1 Oatmeal container/coffee can with lid per drum.
- Tape
- Popcorn, rice, beans, etc.
- Wooden spoons, dowels, unsharpened pencils, if desired, for mallets

Say, Spring Up and Shout

- Bean bags, one per child

Freeze Frame

- Some kind of fun hat or clothing for the leader to wear

Egg Shakers

- Empty Easter eggs
- Rice, beans, buttons, pennies, popcorn, beads, small nails or bolts, etc.
- Glue and glue gun OR strong packing tape

Jingle Bell Hands

- 1 6" piece of sturdy string
- 4 or 5 jingle bells, available in most craft shops

Sing, Dance, and Fall Down

- Optional: Bean bags, one per child

Big Voice, Little Voice

- none

Bottle Shakers

- 1 empty 16 oz. soda bottle per shaker
- Rice, beans, buttons, pennies, popcorn, beads, small nails or bolts, etc.
- Glue and glue gun OR strong packing tape

March 'n' Say

- Optional: A fun hat for the leader of the march, or for everyone in the march

Clap, Tap and Say

- none

Lullabies, Bells and Lions

- Bell

Music, Movement & Memory

Musical Squares

- Carpet Squares, enough for all of the children (or chairs)

Block Clappers

- 2 wooden blocks per child, preferably about 3"x 2", as found in many children's block sets

Master Supplies List for All Deep Down Detectives Games, continued

Story Review Games

Going Fishing

- One long wooden dowel, yardstick, etc. per fishing pole
- Yarn
- Paper clip per fishing pole
- Rope
- Two chairs
- Blanket
- Box/bucket/container
- Bucket

Pony Express

- Small manila envelopes, one per flannel graph figure
- Kid's small backpack or a tote bag with a strap
- Basket
- Cowboy hat
- Stick horse or a broom

Fix Up the Mix Up

- None

Can You Remember?

- Index cards

Deep Down Detectives Clue Hunt

- Variety of interesting items that have one or more places to hide a storyboard picture
- Detective Hat
- 4 False Clues (included on the next page)
- CD Player and Deep Down Detectives Theme Song

Clothespin Line Up and Drop

- Rope
- Clothespins, the hinged type
- Shoe box
- Tape

Who's in the Basket?

- Blanket
- Basket

Run to the Grocery Store

- Grocery bag or kid's grocery cart
- Empty food cartons

Story Review Games

Treasure Hunt

- 10 small lidded plastic containers or boxes (like from a jewelry store) or wooden, hinged boxes from a craft store
- Various decorating supplies, such as fake craft jewels, glitter, glitter glue, foil paper, gold spray paint
- glue

Take Me Through the Tunnel

- Chairs or Table
- Sheet or blanket
- Box

Missing in Action

- None

Who's Inside?

- 10 different containers with lids

Look Who's Coming Down the Tracks

- Two shoe boxes
- 6' or so of rope
- Optional: Engineer's hat

Bible Verse Game

Intake or Response Activity to learn Bible verse

Duck, Duck, Goose

Materials

- Bible Verse sign from the curriculum
- Deep Down Discussion Questions (optional)

Preparation

None.

Learning the Verse

Choose the whole verse or an appropriate length portion of the verse to learn. Read the verse slowly and explain it to them. A simple explanation is included on the back of the Bible Truth sign. Practice saying the verse with the children a few times.

Playing the Game

1. Have the children sit in a circle, cross-legged on the floor.
2. Choose a child to be "It". "It" will walk around behind the seated children, tapping each one on the head, the whole group recites the verse, saying one word for each head tap.
3. The child whose head is the last one to be tapped must get up and chase "It", hoping to tag "It" before "It" can get around the circle and sit down in the open spot in the circle.
4. If the child does tag "It" then he may take his place in the circle. If not, then the new child is "It." If desired, you can also ask them a question about the verse before repeating. See the Deep Down Discussion Sheet for possible questions.
5. Repeat as frequently as desired.

Bible Verse Game

intake or Response Activity to learn Bible verse

Slap, Clap and Stack

Materials

- Bible Verse sign from the curriculum
- Deep Down Discussion Questions (optional)
- 10 or 12 Blocks or other stackable objects

Preparation

None.

Learning the Verse

Choose the whole verse or an appropriate length portion of the verse to learn. Read the verse slowly and explain it to them. A simple explanation is included on the back of the Bible Truth sign. Practice saying the verse with the children a few times.

Playing the Game

1. Tell the children that they are going to learn the verse while working together to make the largest stack of blocks/objects they can. After each time they say the verse, a child gets to pick out an object to put on the tower. Teacher will help them balance it in place.
2. Have everyone sit down in a circle around the stacking area. Say the verse together. If desired, you can add a motion the children do each time they say the verse, such as clap, stomp feet, etc. This will add movement to this game. Choose a child to pick out an object. Help the child put it in place.
3. Continue adding objects/blocks until all objects are used up or the tower falls down.
4. Repeat as desired. If desired, you can also ask them a question about the verse after every turn or every few turns. See the Deep Down Discussion Sheet for possible questions.

Bible Verse Game

intake or Response Activity to learn Bible verse

Simon Says How

Materials

- Bible Verse sign from the curriculum
- Deep Down Detectives Discussion Questions (optional)
- Cube-shaped Cardboard box
- Paper, glue, and a marker
- Die Number and Action Chart (see below)

Preparation

Make a die out of the cardboard box as follows:

1. Cut the paper into the size of one side of the cube. Use it as a pattern to make six pieces (one for each side of the cube)
2. Glue each piece of paper onto each side of the cube.
3. Write the numbers 1-6 on the each side of the cube like a die.
4. Make a sign as follows:

1 = Head	2 = Feet
3 = Hands	4 = Hands and Feet
5 = Laying Down	6 = Eyes Closed

Learning the Verse

Choose the whole verse or an appropriate length portion of the verse to learn. Read the verse slowly and explain it to them. A simple explanation is included on the back of the Bible Truth sign. Practice saying the verse with the children a few times.

Playing the Game

1. Have the children spread out facing the leader.
2. Tell the children that they are going to play "Simon Says How", a game in which everyone will take turns making up different actions that they will do while saying the verse.
3. Explain that "Simon" will roll the die and make up actions that use the parts of the body that correspond to the number on the chart. Everyone else will then recite the verse while standing still. Then challenge them to recite it again while doing the actions "Simon" made up at the same time.
4. Simon will then choose another person to be Simon in his place. Repeat. If desired, you can also ask them a question about the verse after every turn or every few turns. See the Deep Down Detectives Discussion Sheet for possible questions.

Bible Verse Game

intake or Response Activity to learn Bible verse

Roll 'n' Toss

Materials

- Bible Verse sign from the curriculum
- Deep Down Discussion Questions (optional)
- Cube-shaped Cardboard box
- Paper, glue, and a marker
- 1 bouncy ball per 2 children

Preparation

1. Cut the paper into the size of one side of the cube. Use it as a pattern to make six pieces (one for each side of the cube)
2. Glue each piece of paper onto each side of the cube.
3. Write different actions on each side of the cube: Roll, Bounce, Overhand Toss, Close Eyes and Roll, Backwards Roll (through legs), Underhand Toss.

Learning the Verse

Choose the whole verse or an appropriate length portion of the verse to learn. Read the verse slowly and explain it to them. A simple explanation is included on the back of the Bible Truth sign. Practice saying the verse with the children a few times.

Playing the Game

1. Have the children spread out facing the leader.

Playing the Game

1. Tell the children they will be throwing a ball to a partner in the different ways you have written on the cube (show them the cube).
2. Have the children stand in two long lines, with their partners facing each other about 9-12' apart (whatever seems to be a good tossing/rolling distance for your children).
3. Give out the ball to each person in one of the long lines. (Partners will not have one.)
4. Practice each of the different ball actions, then begin the game.
5. Have everyone say the verse together. Toss the cube and tell everyone what the motion will be. At your signal, have one partner roll, toss, etc. the ball to the other. After all the partners have received the balls and everyone is back in line. Have everyone say the verse together, then toss the cube again. If desired, you can also ask them a question about the verse after every few rolls. See the Deep Down Discussion Sheet for possible questions.

Bible Verse Game

intake or Response Activity to learn Bible verse

Block Clapping

Materials

- Bible Verse sign from the curriculum
- Deep Down Discussion Questions (optional)
- 2 wooden blocks per child, preferably about 3"x 2", as found in many children's block sets

Preparation

None.

Learning the Verse

Choose the whole verse or an appropriate length portion of the verse to learn. Read the verse slowly and explain it to them. A simple explanation is included on the back of the Bible Truth sign. Practice saying the verse with the children a few times.

Playing the Game

1. Show the children the clapping blocks and tell them: "We are going to use our Bible verse to play a game. But first, we need to practice saying the verse." (Practice saying it a couple of times).
2. Hand out the clapping blocks and let the children clap them a while (without saying the verse), then quiet them.
3. Then tell them, "OK, let's try saying our verse and block clapping at the same time!" Lead the children in reciting the verse and clapping with each word. Or, you can have the children clap the blocks together a certain number of times, then say the verse after the last clap. If desired, you can also ask them a question about the verse before repeating. See the Deep Down Discussion Sheet for possible questions.
4. Repeat as frequently as desired.

Bible Verse Game

intake or Response Activity to learn Bible verse

Meet, Greet and Keep It Up

Materials

- Bible Verse sign from the curriculum
- Deep Down Discussion Questions (optional)
- 16 oz. cups, 1 per child (with some extras)
- 2 pieces of rope as long as a line of children
- Masking tape

Preparation

1. Line up the 2 pieces of rope about 6' apart.
2. Put down a piece of masking tape the same length as the ropes, running parallel to the ropes midway between the 2 ropes.

Learning the Verse

Choose the whole verse or an appropriate length portion of the verse to learn. Read the verse slowly and explain it to them. A simple explanation is included on the back of the Bible Truth sign. Practice saying the verse with the children a few times.

Playing the Game

1. Split the children into partners. Have them stand in two long lines, with their partners facing each other about 6' apart.
2. Tell the children they will be meeting and greeting their partners with a handshake at the masking tape in the middle, then turning around and going back to their place along the rope. Have them practice this.
3. Now tell them, that they will also be balancing a cup on their head while they do this.
4. Give out a cup to everyone. Have them practice balancing the cup on their heads.
5. Now play the game. Have everyone say the verse together. Then have them put the cups on their heads. At your signal, have them walk to the middle, greet their partner with a handshake, turn around and go back—trying to keep the cup balanced on their head the whole time. (There is no penalty for cups falling off.)
6. Have everyone settle back in place in the line, with the cups off their heads. Say the verse together again, put the cups back on their heads, then walk to greet partner again, etc.
7. You can move the ropes back gradually so the children can try to do it from further and further apart.
8. If desired, you can also ask them a question about the verse after every few turns. See the Deep Down Detective Discussion Sheet for possible questions.

Bible Verse Game

intake or Response Activity to learn Bible verse

Bean Bag Catch

Materials

- Bible Verse sign from the curriculum
 - Deep Down Discussion Questions (optional)
 - 1 bean bag per every 2 children (or every child)
- NOTE: Can also fill socks with beans and tie open end to make beanbags.

Preparation

None.

Learning the Verse

Choose the whole verse or an appropriate length portion of the verse to learn. Read the verse slowly and explain it to them. A simple explanation is included on the back of the Bible Truth sign. Practice saying the verse with the children a few times.

Playing the Game

1. Pair the children with a partner.
2. Have the children stand in two long lines, with their partners facing each other at arm's length apart.
3. Give out a bean bag to each person in one of the long lines. (Partners will not have one.) Have everyone say the verse together, then throw the bean bag to their partners, trying to catch the bean bag. (NOTE: no one is "out" if they don't catch it.)
4. Have both lines of children take a step back.
5. Say the verse altogether again, then throw the bean bags again.
6. Repeat as frequently as desired. If desired, you can also ask them a question about the verse after every turn or every few turns. See the Deep Down Discussion Sheet for possible questions.

Bible Verse Game

intake or Response Activity to learn Bible verse

Animal Cube

Materials

- Bible Verse sign from the curriculum
- Deep Down Discussion Questions (optional)
- Cube-shaped cardboard box
- Paper, glue, and a marker

Preparation

1. Cut the paper into the size of one side of the cube. Use it as a pattern to make six pieces (one for each side of the cube) Draw a simple animal picture on each piece of paper. Possibilities would be: rabbit, monkey, elephant, bird, fish, and a horse. Glue each picture onto each side of the cube.

Learning the Verse

Choose the whole verse or an appropriate length portion of the verse to learn. Read the verse slowly and explain it to them. A simple explanation is included on the back of the Bible Truth sign. Practice saying the verse with the children a few times.

Playing the Game

1. Tell the children they will be playing a game in which they must move like six different animals. Have them practice the movements for each of the animals on your cube. (Rabbit: leaping; monkey: scratching under arms and saying "ooh-ooh, ahh-ahh"; Elephant: swinging arms like a trunk and making trumpet sound; Bird: flapping arms like wings; Fish: palms together, weaving them in a serpentine action, saying "blub-blub"; horse: galloping/prancing and neighing).
2. Show the children the cube with the animal pictures on it, just like the ones they've practiced. Tell them that you will roll the dice and everyone (at your signal) will begin making the movement for that animal. Tell them that they must stop in place and be very quiet when they hear a certain noise (such as a whistle, a bell ring, clap, etc.). Tell them that you will be watching them. And that children who are very good at listening and stopping when you say so will get a chance to toss the cube for everyone. Practice tossing the cube, making the movements and stopping with the children.
3. Now it's time to play the whole game. Choose a child to roll the cube and say which animal is picked and what action they will do for the animal. Have everyone say the verse, then at your cue, let the children act out the animal until you tell them to stop (a bell or whistle can be used to give the start and stop signals).
4. Choose another child and repeat. If desired, you can also ask them a question about the verse after every turn or every few turns. See the Deep Down Discussion Sheet for possible questions.

Other Option: If children get really good at this, you can challenge them by saying the verse while they make the movement.

Bible Verse Game

Intake or Response Activity to learn Bible verse

Fill 'er Up

Materials

- Bible Verse sign from the curriculum
- Deep Down Discussion Questions (optional)
- 1 Bean bag per child
- NOTE: Can also fill socks with beans and tie open end to make beanbags.
- Cardboard box or laundry basket
- Carpet squares, 1 per child

Preparation

1. Put box/basket in a central location.
2. Place carpet squares equidistant about 2' from center box/basket. These will be for the children to sit on.

Learning the Verse

Choose the whole verse or an appropriate length portion of the verse to learn. Read the verse slowly and explain it to them. A simple explanation is included on the back of the Bible Truth sign. Practice saying the verse with the children a few times.

Playing the Game

1. Have the children stand on a carpet square.
2. Tell them that they will be saying the verse, then—on your signal—they will try to throw as many of their bean bags as they can into the box/basket target in the middle.
3. As they get good at throwing their bean bags in, have the children move back their carpet squares.
4. Repeat verse before toss. If desired, you can also ask them a question about the verse after every few tosses. See the Deep Down Discussion Sheet for possible questions.

Bible Verse Game

intake or Response Activity to learn Bible verse

Lily Pad Jump

Materials

- Bible Verse sign from the curriculum
- Deep Down Discussion Questions (optional)
- Cube-shaped cardboard box, paper, glue, marker

Preparation

Make a die out of the cardboard box as follows:

1. Cut the paper into the size of one side of the cube.
2. Use it as a pattern to make six pieces (one for each side of the cube).
3. Glue each piece of paper onto each side of the cube.
4. Write the numbers 1-6 on the each side of the cube like a die.

Learning the Verse

Choose the whole verse or an appropriate length portion of the verse to learn. Read the verse slowly and explain it to them. A simple explanation is included on the back of the Bible Truth sign. Practice saying the verse with the children a few times.

Playing the Game

1. Tell children that they will be froggies, leaping from lily pad to lily pad. Everyone will say the verse together, then you (or a very good, well-behaved listening "froggie") will roll the die and see how many leaps all the froggies will make before them stop.
2. Have them practice leaping. Warn them to watch out for their other froggie friends so that no one gets hurt. Practice stopping.
3. Have everyone get in froggie position. Roll die and tell them how many leaps they will leap. Say the verse together. At your signal, everyone leaps as you (or you and they) count out the number of leaps together: "1, 2, 3, stop!" etc. Repeat. If desired, you can also ask them a question about the verse after every turn or every few turns. See the Deep Down Discussion Sheet for possible questions.

Bible Verse Game

Intake or Response Activity to learn Bible verse

Loud and Soft, Big and Little

Materials

Bible Verse sign from the curriculum
Deep Down Discussion Questions (optional)

Preparation

None.

Learning the Verse

Choose the whole verse or an appropriate length portion of the verse to learn. Read the verse slowly and explain it to them. A simple explanation is included on the back of the Bible Truth sign. Practice saying the verse with the children a few times.

Playing the Game

1. Tell the children: "Let's practice our Bible verse with a game."
2. "First let's say our verse together," (say it a couple times).
3. "Now let's see how quietly we can whisper it! Can you say it quietly like I am?" Have everyone follow your voice as it gets quiet, then loud, then medium, etc. Quiet them, then repeat. If desired, you can also ask them a question about the verse after they repeat the verse a few times. See the Deep Down Discussion Sheet for possible questions.

NOTE: You may find it easier for the children to follow getting louder and softer by lowering your hands when you are getting quieter and then raising your hands when you are getting louder.

Bible Verse Game

intake or Response Activity to learn Bible verse

Freeze 'n' Say

Materials

- Bible Verse sign from the curriculum
- Deep Down Discussion Questions (optional)
- Music and CD/Tape player

Preparation

None.

Learning the Verse

Choose the whole verse or an appropriate length portion of the verse to learn. Read the verse slowly and explain it to them. A simple explanation is included on the back of the Bible Truth sign. Practice saying the verse with the children a few times.

Playing the Game

1. Play some of the music for the children. Tell them that they will move around the room as you tell them (marching, leaping, clapping, etc.) while they hear the music. They will stop and freeze in whatever position they are in when the music stops. Practice this with them.
2. When they have the concept down, add saying the verse when the music stops and they are in their frozen position.
3. After they say the verse, then tell them how you want them to move when the music starts again. You can take their suggestions for movement ideas, too.
4. Start the music up again and continue. Repeat as frequently as desired. If desired, you can also ask them a question about the verse after every turn or every few turns. See the Deep Down Discussion Sheet for possible questions.

Bible Verse Game

intake or Response Activity to learn Bible verse

Deep Down Detectives Mission Madness Practice

Materials

- Bible Verse sign from the curriculum
- Deep Down Discussion Questions (optional)
- Deep Down Detectives Theme Song and/or Bible verse song
- Detective Gear, such as a trench coat, sunglasses, and a hat

Preparation

None.

Learning the Verse

Choose the whole verse or an appropriate length portion of the verse to learn. Read the verse slowly and explain it to them. A simple explanation is included on the back of the Bible Truth sign. Practice saying the verse with the children a few times.

Playing the Game

1. Tell the children that sometimes detectives have to do all sorts of things to get answers to their questions and solve the case they are working on. In this game, they will practice some detective moves.
2. Put on the detective costume, telling the children that you will start out the game as the Chief Detective.
3. As you play the Deep Down Detectives theme song, you will lead the children in practicing one of their moves, such as swimming across a deep river. . (Other possible actions would be crawling, hand over eye looking around left and right; walking backwards, shuffling, stooping, and crawling..)
4. When the song finishes, the children will sit down and everyone will say the verse together. If desired, you can also ask them a question about the verse. See the Deep Down Discussion Sheet for possible questions.
5. Choose a child to take your place as Chief Detective. Repeat activity, choosing another detective move. Play continues as time and attention span allow.

Music, Movement & Memory Activity

Intake or Response Activity to learn the Big Question, Bible verse and Unit music

Thumping Drums

Materials

- CD of unit music
- Deep Down Detectives Discussion Questions (optional)
- 1 Oatmeal container/coffee can with lid per drum.
- Tape
- Popcorn, rice, beans, etc.
- Wooden spoons, dowels, unsharpened pencils, if desired, for mallets

How to Make

1. Tape the lid of empty oatmeal or coffee cans in place. (If want to make a snare drum, add popcorn, rice, etc. in the empty container before taping shut.)
2. Children can either tap drum with hands or you can give them 2 wooden spoons, wooden dowels or unsharpened pencils with wooden spoons glue gunned to an end as mallets.

What to Do

1. Show the children the thumping drums. Tell them. "I'm going to say God's Word and make a joyful noise to Him with these thumping drums. Come and join me!"
2. First let's sing our Bible verse song/Big Question song/Praise Song/Hymn together (say the verse a couple of times, if using it.)
3. "Now let's make that joyful noise to the LORD!" Hand out the drums (and mallets) and let the children beat them awhile. Quiet them, then repeat.
4. If desired, you can ask the children a question related to the verse/the songs they are singing, using the Deep Down Detectives Discussion Sheet after each time (or every few times) you sing the song/say the verse.

NOTE: Younger children may need to sing the Bible verse/Big Question song/etc, then thump. But, as the children get older, they may be able to sing the song(s) AND thump at the same time.

Music, Movement & Memory Activity

Intake or Response Activity to learn the Big Question, Bible verse and Unit music

Say, Spring Up and Shout

Materials

- CD of unit music
- Deep Down Detectives Discussion Questions (optional)
- Optional: Bean bags, one per child

What to Do

1. Tell the children: "We're going to sing our Bible verse/Big Question/other song and make a joyful noise to God, crouching down like this (Crouch down). Then at the end, we're going to spring up and shout, "Amen, I agree!"
2. First let's sing our Bible verse song/Big Question song/Praise Song/Hymn together (say the verse a couple of times, if using it.)
3. "Now let's jump up and say, "AMEN! I agree!" After everyone springs up and says "Amen," quiet them, then repeat.
4. If desired, when the children get the crouching and jumping down, you might give them a bean bag to toss in the air as they spring up. Practicing tossing up in the air rather than AT others.
5. If desired, you can ask the children a question related to the verse/the songs they are singing, using the Deep Down Detectives Discussion Sheet after each time (or every few times) you sing the song/say the verse.

Music, Movement & Memory Activity

Intake or Response Activity to learn the Big Question, Bible verse and Unit music

Freeze Frame

Materials

- CD of unit music
- Deep Down Detectives Discussion Sheet Questions (optional)
- Some kind of fun hat or clothing for the leader to wear

What to Do

1. Tell the children. "I'm going to sing God's Word and make a joyful noise to Him...but I'm going to freeze in place in between songs. Come and join me!"
2. Choose one child to be the leader. Help them put on the leader hat/clothing.
3. Have the kids march around behind the leader, singing the song of your choice.
4. Have the children freeze in place when you stop the song at a random point.
5. When everyone is frozen, have the children tell you what the next word/phrase to the song.
6. If desired, you can ask the children a question related to the words or another question from the Deep Down Detectives Discussion Sheet after each time (or every few times) you freeze the song.
7. Choose another leader and play the song again, stopping on a different word from the song to highlight.

Music, Movement & Memory Activity

Intake or Response Activity to learn the Big Question, Bible verse and Unit music

Egg Shakers

Materials

- CD of unit music
- Deep Down Detectives Discussion Sheet (optional)
- Empty Easter eggs
- Rice, beans, buttons, pennies, popcorn, beads, small nails or bolts, etc.
- Glue and glue gun OR strong packing tape

How to Make

1. Fill empty Easter eggs with different small objects such as rice, beans, pennies, buttons, popcorn, beads, small nails or bolts, etc., then seal lid shut with glue gun or with packing tape. Different objects make different sounds. Different amounts of the same object make different sounds, too. The children will enjoy the variety.

What to Do

1. Show the children the egg shakers and tell them, "I'm going to sing our Bible verse/Big Question/other song and make a joyful noise to God with these egg shakers. Come and join me!"
2. First let's sing our Bible verse song/Big Question song/Praise Song/Hymn together (say the verse a couple of times, if using it.)
3. Hand out the egg shakers and let the children shake them a while (without singing), then quiet them.
4. Then tell them, "OK, let's try singing and shaking our eggs at the same time!" Lead the children in song and shaking.
5. If desired, you can ask the children a question related to the verse/the songs they are singing, using the Deep Down Detectives Discussion Sheet after each time (or every few times) you sing the song/say the verse.

NOTE: Younger children may need to sing the Bible verse/Big Question song/etc, then shake. But, as the children get older, they may be able to sing the song(s) AND shake at the same time.

Music, Movement & Memory Activity

Intake or Response Activity to learn the Big Question, Bible verse and Unit music

Jingle Bell Hands

Materials

- CD of unit music
- Deep Down Detectives Discussion Questions (optional)
- 1 6" piece of sturdy string
- 4 or 5 jingle bells, available in most craft shops (OR three Ball jar lid outer rings per instrument)

How to Make

1. Cut a piece of string about 6" long.
2. Thread 4 or 5 jingle bells onto string, securely tying each in place with a knot before adding the next one. Tie the ends together. Children can either wear these like a bracelet or can hold them in their hands. If using Ball jar lid rings, string three of these together with the same piece of string and fasten.

What to Do

1. Show the children the bottle shakers and tell them, "I'm going to sing our Bible verse/Big Question song and make a joyful noise to God with these bottle shakers. Come and join me! First, let's sing the Bible verse/ Big Question/etc. song together on our own (sing the song a couple of times.) Now let's make that joyful noise to the LORD!"
2. Hand out the jingle hand bells and let the children jingle them a while (without singing), then quiet them.
3. Then tell them, "OK, let's try singing and jingling at the same time!" Lead the children in singing and jingling.
4. If desired, you can ask the children a question related to the verse/the songs they are singing, using the Deep Down Detectives Discussion Sheet after each time (or every few times) you sing the song/say the verse.

NOTE: Younger children may need to sing the Bible verse/Big Question song/etc, then jingle. But, as the children get older, they may be able to sing the song(s) AND jingle at the same time.

Music, Movement & Memory Activity

Intake or Response Activity to learn the Big Question, Bible verse and Unit music

Big Voice, Little Voice

Materials

- CD of unit music
- Deep Down Detectives Discussion Questions (optional)

What to Do

1. Tell the children: "I'm going to sing our Bible verse/Big Question song and make a joyful noise to Him quietly and loudly! Come and join me!"
2. First let's sing our Bible verse song/Big Question song/Praise Song/Hymn together (say the verse a couple of times, if using it.)
3. "Now let's see how quietly we can whisper it! Can you sing it quietly like I am?" Have everyone follow your voice as it gets quiet, then loud, then medium, etc. Quiet them, then repeat.
4. If desired, you can ask the children a question related to the verse/the songs they are singing, using the Deep Down Detectives Discussion Sheet after each time (or every few times) you sing the song/say the verse.

NOTE: You may find it easier for the children to follow getting louder and softer by lowering your hands when you are getting quieter and then raising your hands when you are getting louder.

Music, Movement & Memory Activity

Intake or Response Activity to learn the Big Question, Bible verse and Unit music

Sing, Dance and Fall Down

Materials

- CD of unit music
- Deep Down Detectives Discussion Questions (optional)
- 1 oatmeal container/coffee can with lid per drum.
- Tape
- Popcorn, rice, beans, etc.
- Wooden spoons, dowels, unsharpened pencils, if desired, for mallets

How to Make

1. Tape the lid of empty oatmeal or coffee cans in place. (If want to make a snare drum, add popcorn, rice, etc. in the empty container before taping shut.)
2. Children can either tap drum with hands or you can give them 2 wooden spoons, wooden dowels or unsharpened pencils with wooden spools glue gunned to an end as mallets.

What to Do

1. Tell the children: "I'm going to sing our Bible verse/Big Question/etc. song and make a joyful noise to Him with my body by dancing to some music...then falling down when it stops. Come and join me!"
2. First let's sing our Bible verse song/Big Question song/Praise Song/Hymn together (say the verse a couple of times, if using it.)
3. "Now let's dance as we sing our song. Then fall down when we finish. Let's dance." Have everyone dance and sing the song. When you finish, say, "Everyone fall down!" Quiet the children, then repeat.
4. If desired, you can ask the children a question related to the verse/the songs they are singing, using the Deep Down Detectives Discussion Sheet after each time (or every few times) you sing the song/say the verse.

Music, Movement & Memory Activity

Intake or Response Activity to learn the Big Question, Bible verse and Unit music

Bottle Shakers

Materials

- CD of unit music
- Deep Down Detectives Discussion Questions (optional)
- 1 empty 16 oz. soda bottle per shaker
- Rice, beans, buttons, pennies, popcorn, beads, small nails or bolts, etc.
- Glue and glue gun OR strong packing tape

How to Make

1. Fill empty 16 oz.. soda bottles with different small objects such as rice, beans, pennies, buttons, popcorn, beads, small nails or bolts, etc.
2. Seal lid shut with glue gun or with packing tape. Different objects make different sounds. Different amounts of the same object make different sounds, too. The children will enjoy the variety.

What to Do

1. Show the children the bottle shakers and tell them. "I'm going to sing our Bible verse/Big Question song and make a joyful noise to God with these bottle shakers. Come and join me! First, let's sing the Bible verse/ Big Question/etc. song together on our own (sing the song a couple of times.) Now let's make that joyful noise to the LORD!"
2. Hand out the bottle shakers and let the children shake them a while (without singing), then quiet them.
3. Then tell them, "OK, let's try singing and shaking at the same time!" Lead the children in song and shaking.
4. If desired, you can ask the children a question related to the verse/the songs they are singing, using the Deep Down Detectives Discussion Sheet after each time (or every few times) you sing the song/say the verse.

NOTE: Younger children may need to sing the Bible verse/Big Question song/etc, then shake. But, as the children get older, they may be able to sing the song(s) AND shake at the same time.

Music, Movement & Memory Activity

Intake or Response Activity to learn the Big Question, Bible verse and Unit music

March 'n' Say

Materials

- CD of unit music
- Deep Down Detectives Discussion Questions (optional)
- Optional: A fun hat for the leader of the march, or for everyone in the march

What to Do

1. Tell them, "I'm going to say God's Word and make a joyful noise to Him by marching. Come and join me!"
2. First let's sing our Bible verse song/Big Question song/Praise Song/Hymn together (say the verse a couple of times, if using it.)
3. "Now let's march around as we sing!"
4. If desired, let the leader of the march (you the first time, then pick different children), wear a fun hat as he/she leads. Or, have hats for everyone to wear.
5. If desired, you can ask the children a question related to the verse/the songs they are singing, using the Deep Down Detectives Discussion Sheet after each time (or every few times) you sing the song/say the verse.

NOTE: Younger children may need to sing the Bible verse/Big Question song/etc, then thump. But, as the children get older, they may be able to sing the song(s) AND thump at the same time.

Music, Movement & Memory Activity

Intake or Response Activity to learn the Big Question, Bible verse and Unit music

Clap, Tap and Say

Materials

- CD of unit music
- Deep Down Detectives Discussion Questions (optional)

What to Do

1. Tell the children: "I'm going to sing our Bible verse/Big Question/etc. song and make a joyful noise to Him with my body by clapping and tapping. Come and join me!"
2. First let's sing our Bible verse song/Big Question song/Praise Song/Hymn together (say the verse a couple of times, if using it.)
3. "Now let's clap and tap! Can you do what I'm doing?" Have everyone follow your motions as you clap your hands, tap your head, hit your knees together, rub your belly, etc. for a while. Quiet them, then repeat. If desired, have different children think up different motions.
4. If desired, you can ask the children a question related to the verse/the songs they are singing, using the Deep Down Detectives Discussion Sheet after each time (or every few times) you sing the song/say the verse.

NOTE: Younger children may need to sing the Bible verse/Big Question song/etc, then clap, tap, etc. But, as the children get older, they may be able to sing the song(s) AND do the motions at the same time.

Music, Movement & Memory Activity

Intake or Response Activity to learn the Big Question, Bible verse and Unit music

Block Clappers

Materials

- CD of unit music
- Deep Down Detectives Discussion Questions (optional)
- 2 wooden blocks per child, preferably about 3"x 2", as found in many children's block sets

What to Do

1. Show the children the clapping blocks . Tell them, "I'm going to say God's Word and make a joyful noise to Him with these clapping blocks. Come and join me!"
2. First let's sing our Bible verse song/Big Question song/Praise Song/Hymn together (say the verse a couple of times, if using it.)
3. Now let's make that joyful noise to the LORD!" Hand out the clapping blocks and let the children clap them a while (without singing), then quiet them.
4. Then tell them, "OK, let's try singing and block clapping at the same time!" Lead the children in song and clapping.
5. If desired, you can ask the children a question related to the verse/the songs they are singing, using the Deep Down Detectives Discussion Sheet after each time (or every few times) you sing the song/say the verse.

NOTE: Younger children may need to sing the Bible verse/Big Question song/etc, then clap. But, as the children get older, they may be able to sing the song(s) AND clap at the same time.

Music, Movement & Memory Activity

Intake or Response Activity to learn the Big Question, Bible verse and Unit music

Lullabies, Bells and Lions

Materials

- CD of unit music
- Bell
- Deep Down Detectives Discussion Questions (optional)

What to Do

1. Tell the children: "We're going to pretend to go to sleep as children, but wake up like an animal. Everyone sit down and let's sing our lullaby before we go to bed. When you hear the morning bell ring, you can pretend to be the animal I say until you hear the bedtime bell ring and you have to sit back down."
2. Ring the bell and say, "It's time for bed, it's time for bed! Sit down where you are, you sleepy heads!" Have all the children sit down in place. Then say, "Before we go to sleep, we have to sing our bedtime lullaby. Let's sing our Bible verse song/Big Question song/Praise Song/Hymn." Have the children sing the song with you, then tell them, "Shhh. Lay down! It's time for bed!"
3. Have all the children lay down and be very still and quiet like they are sleeping for a few minutes. Then say, "Sleeping, sleeping, look at all the sleeping children. But when the morning bell rang, they all woke up, and were lions (or whatever animal you choose) all day!"
3. All the children will get up and pretend to be the animal. After a few moments, ring the bell and say, "It's time for bed, it's time for bed! Sit down where you are, you sleepy heads!"
4. If desired, you can ask the children a question related to the verse/the songs they are singing, using the Deep Down Detectives Discussion Questions after each time (or every few times) you sing the lullaby song.

Music, Movement & Memory Activity

Intake or Response Activity to learn the Big Question, Bible verse and Unit music

Musical Squares

Materials

- CD of unit music
- Carpet Squares, enough for all of the children (or chairs)
- Deep Down Detectives Discussion Questions (optional)

What to Do

1. Set out the squares/chairs in a circle. Ask the children to sit down on their square/chair.
2. Tell the children they will march around behind the squares/chairs as you play the Big Question Song/Bible verse song/Hymn/Praise Song/etc. When the music stops, they are to sit down on the nearest square/chair island.
3. Play the music, sing the song as the children make swimming motion with their arms to it. Stop the music and have the children sit down on the nearest square/chair.
4. If desired, you can ask the children a question related to the verse/the songs (or the lesson concepts) they are singing, using the Deep Down Detectives Discussion Questions, after each time (or every few times) they sit down.

Bible Story Review Game

Response Activity to review the story and key concepts

Take Me Through the Tunnel

Materials

- Bible Truth storyboard pictures and Storyboard
- Deep Down Discussion Questions
- Chairs or Table
- Sheet or blanket
- Box

Preparation

1. Construct a tunnel using the sheet draped over a table/chairs.
2. Put the flannelgraph figures in a box in the "tunnel."

Playing the Game

1. Have the children take turns crawling through the tunnel, retrieving one of the pictures.
2. When the child comes out of the tunnel, he shows the figure to the other children from them to name.
3. Have the children name the character; and, if desired, answer a question (see Deep Down Discussion Sheet) about what they did in the story.
4. Have the child stick the picture on the storyboard, gradually recreating the scene as the game progresses.

Bible Story Review Game

Response Activity to review the story and key concepts

Missing in Action

Materials

- Bible Truth storyboard pictures and Storyboard
- Deep Down Discussion Questions

Preparation

1. Put all the story pictures up on the storyboard, recreating the scene from the story. .

Playing the Game

1. Review the story briefly, pointing to the figures on the story board background as you go. Have the children help you, if desired.
2. Tell the children that someone from the story is about to go "Missing in Action" and they have to guess who it is. Have the children cover their eyes and take one figure off the board.
3. Have the children open their eyes and figure out who is missing.
4. Put the picture back on the board. Take another picture off the board, having a child choose who will go missing in action this time.
5. If desired, you can ask the children a question related to story each time/every few times a picture is put up, using the Deep Down Discussion Sheet.

Bible Story Review Game

Response Activity to review the story and key concepts

Treasure Hunt

Materials

- Bible Truth storyboard pictures
- Deep Down Discussion Questions
- 10 small lidded plastic containers or boxes (like from a jewelry store) or wooden, hinged boxes from a craft store
- Various decorating supplies, such as fake craft jewels, glitter, glitter glue, foil paper, gold spray paint glue

Preparation

Before playing the game, you will need to make your treasure boxes:

1. Collect 10 small lidded plastic containers or lidded boxes (like from a jewelry store), just large enough to put the Bible story pictures in. Alternatively, you can also purchase 10 hinged wooden boxes from a craft store. These make marvelous treasure boxes.
2. Decorate each container/box with the jewels, glitter, paper, gold paint, etc to give them a “treasure-y” look.

Right before Class:

1. Put a Bible story picture in each container and hide them around the room.
2. You may want to review the story and the pictures before class.

Playing the Game

1. Tell the children that you are going on a treasure hunt and need their help finding all the treasure hidden around the room.
2. Have the children take turns finding the treasure boxes and bringing them to you.
3. Remove each picture as the box is found and ask the children review questions about the character from the Bible story. If desired, you can simply put each picture on the floor, table, or storyboard as it is found, then ask questions about the Bible story when you have collected them all. (See the Deep Down Discussion Sheet for possible questions.)
4. Remember to store your boxes after the game, keeping them for the next time you play.
5. Game continues as time allows or until you have retrieved and reviewed all the pictures and the story.

Bible Story Review Game

Response Activity to review the story and key concepts

Look Who's Coming Down the Tracks

Materials

- Bible Truth storyboard pictures
- Deep Down Discussion Questions
- Two shoe boxes
- 6' or so of rope
- Optional: Engineer's hat

Preparation

1. Make a "train" with two cars made with the two shoe boxes strung together with rope.
2. Poke a hole through the front short side of the shoe box that will be the back "car."
3. Poke a hole through the front and back short sides of the shoe box that will be the front "car."
4. Thread the rope through these holes, tying knots near the inside and outside of each to keep the car securely in place.

Playing the Game

1. Put a picture in each "car" of the train (out of the sight of the children). Say, "Look who's coming down the track!"
2. Hand the end of the rope to a child and have them pull it around to where the other participating children are saying "Choo! Choo! Choo! Choo!" (you can have all the children say this, just the child pulling, you and the child, etc.)
3. After the child pulls it to where the children are say, "Train, stop!"
4. Pull out the pictures, show them to the children and ask, "Who's on our train?"
5. If desired, you can ask the children a question related to the picture/story, from the Deep Down Detectives Discussion Sheet.

Tip: For more fun, have a train engineer's hat for the child pulling the train to wear.

Bible Story Review Game

Response Activity to review the story and key concepts

Can You Remember?

Materials

- 2 sets of Bible Truth storyboard pictures (Simply photo copy a second black & white set from the originals)
- Deep Down Discussion Questions
- Index Cards

Preparation

1. Attach the storyboard pictures to index cards, making sure that the pictures are completely covered by the cards.
2. Scramble the order of pictures and set face down on the floor or table.

Playing the Game

1. Have the children take turns trying to make matches by choosing and turning over two pictures at a time.
2. If the pictures match, they are removed from the floor and one is placed on the storyboard. Have the children identify the pictures as they are added to the board. If they do not match, they are turned over face down again and someone else gets to try.
3. If desired, you may also want to ask the children a question about the picture/the story as a match is made, using the Deep Down Discussion Sheet for suggestions.
4. Continue until all the matches are made and all pictures are up on the storyboard, recreating the story picture.

Bible Story Review Game

Response Activity to review the story and key concepts

Clothespin Line Up and Drop

Materials

- Bible Truth storyboard pictures
- Deep Down Discussion Questions
- Rope
- Clothespins, the hinged type
- Shoe box
- Tape

Preparation

1. Attach a spring-type clothespin to some of the laminated storyboard pictures and put them in a shoe box with the lid taped on one side like a hinge and with a hole in the top.
2. Hang up a short rope (in an out-of-traffic-flow location) between two chairs.

Playing the Game

1. Open the shoe box and say, "It's time to say hello to our story friends!"
2. Pull the pictures out one at a time, saying "Hello, so-and-so, each time you pick up a picture and clip them to the rope.
3. When all are pinned up say, "It's time to say goodbye to so-and-so." Can you find so-and-so?" Then have the child point out the right figure on the clothesline, take it off the rope, reattaching the clothespin and handing it to the child. If desired, you may also want to ask the children a question about the picture/the story as the picture is identified, using the Deep Down Discussion Sheet for suggestions.
4. Have a container/bucket/shoe box and say, "Say, goodbye!" letting the child drop the clothespin in the bucket and put the picture through the slot in the shoe box.

Bible Story Review Game

Response Activity to review the story and key concepts

Deep Down Detectives Clue Hunt

Materials

- Bible Truth storyboard pictures
- Deep Down Discussion Questions
- Variety of interesting items that have one or more places to hide a storyboard picture
- Detective Hat
- 4 False Clues (included on the next page)
- CD Player and Deep Down Detectives Theme Song

Preparation

1. Collect a variety of interesting items, that some way to hide a picture, such as an old box with a lid, wallet, purse, clothing with pockets, a book, etc. If your items have MORE than one place to hide things, that is even better.
2. Cut out/Print out the false clue pictures included with the game.
3. Hide each story picture inside one of the items.
4. Set out the items for the children to see, telling them that each of them have an important clue in them. Most of them are from the story, but a few are not. Tell them that it is the job of the Deep Down Detectives to find the hidden clues and decide if they belong in the story or not.

Playing the Game


1. Have the children line up. Play the Deep Down Detectives Theme Song and lead the children in marching around the room and then back to their places to sit down as it ends. (This is merely an energy-release tactic). Have the children take turns choosing an item, finding the clue you have hidden within it. Have the child/the class decide if the clue belongs in the story or not. If it belongs in the story, have them tell how, or, you could ask the children a question about the picture, using the Deep Down Discussion Sheet for suggestions.
2. Continue until all the clues have been found.
3. If desired, you can have the child who will choose the next clue to lead the class in marching to the theme song before they choose their clue.

Bible Story Review Game

Response Activity to review the story and key concepts

Deep Down Detectives Clue Hunt, continued

False Clues (use as many as you want)



Bible Story Review Game

Response Activity to review the story and key concepts

Run to the Grocery Store

Materials

- Bible Truth storyboard pictures
- Deep Down Discussion Questions
- Grocery bag or kid's grocery cart
- Empty food cartons

Preparation

1. Put a clue inside each food container.
2. Set out the containers on a table or shelf at one end of the room.
3. Set up the story board at the other end, with the shopping cart or bag.

Playing the Game

1. Have the children assemble near the storyboard.
2. Have them take turns pushing the grocery cart/carrying the grocery bag to the other end of the room and choosing a food item. If desired, tell the children which food item you want them to pick out each time.
3. When the child returns with the food, have them open the container and pull out the picture. If desired, you may also want to ask the children a question about the picture/the story as the picture is identified, using the Deep Down Discussion Sheet for suggestions.
4. Ask the class what the picture is, then add it to the story board, gradually reproducing the story.

Bible Story Review Game

Response Activity to review the story and key concepts

Who's in the Basket?

Materials

- Bible Truth storyboard pictures
- Deep Down Discussion Questions
- Blanket
- Basket

Preparation

None.

Playing the Game

1. Hide one of the pictures in the basket and cover it up with the blanket.
2. Ask the children: "Who's in the basket? Would you like to look?" Have chose a child to take off the blanket and pull out the picture to show the rest of the children. Say: "Look! It's -----" The children or you or you and the children can answer with who it is. For more fun, have a little song like "Pop! Goes the Weasel" you hum each time before the child pulls the blanket off Or, just count "1, 2, 3, GO!" and pull the blanket off quickly. If desired, you may also want to ask the children a question about the picture/the story as the picture is identified, using the Deep Down Discussion Sheet for suggestions.
3. Repeat as frequently as desired.

Bible Story Review Game

Response Activity to review the story and key concepts

Going Fishing

Materials

- Bible Truth storyboard pictures
- Deep Down Discussion Questions
- One long wooden dowel, yardstick, etc. per fishing pole
- Yarn
- Paper clip per fishing pole
- Rope
- Two chairs
- Blanket
- Box/bucket/container
- Bucket

Preparation

1. Make fishing poles out of long wooden dowels, yardsticks, etc with a piece of yarn for fishing line and a paper clip for a hook.
2. Attach a picture to the end of each pole.
3. Tie a rope between two chairs and drape a piece of cloth or a blanket over the rope. Lay the poles against the blanket so that the tips and the fishing line drape over the other side and drop down into a bucket/box on the other side.
4. Place other bucket on the side the children and the ends of the fishing rods are. This will be the "holding tank" for the fish when they are caught.

Playing the Game

1. Ask the children, "Would you like to go fishing in my pond today?"
2. "Let's see what you'll catch." The child chooses one of the poles, pulls it up and see what's on the end.
3. Say "Looks like you've caught a big one! Pull it out!"
4. As the child pulls up the fishing rod and reveals what is on the end, ask the children, "Who did you catch?" If desired, you may also want to ask the children a question about the picture/the story as each "fish" is caught, using the Deep Down Discussion Sheet for suggestions.
5. Have the child put the "fish" in the holding tank.
6. If desired, when all the fish are caught, take them out of the holding tank and review the "catch of the day."

Bible Story Review Game

Response Activity to review the story and key concepts

Pony Express

Materials

- Bible Truth storyboard pictures
- Deep Down Discussion Questions
- Small manila envelopes, one per flannel graph figure
- Kid's small backpack or a tote bag with a strap
- Basket
- Cowboy hat
- Stick horse or a broom

Preparation

1. Tell the children that long ago cowboys used to pick up the mail, put it in their bags and ride it fast from town to town on their horses. This was called the Pony Express. Today, they will practice riding for the Pony Express and bring the mail back to the class.

Playing the Game

1. Show the children how to ride the stick horse down to the other end, pick up a piece of mail from the basket, put it in their bag, then ride it back to the class. Take the envelope out of the bag and open it, showing them the picture inside. Ask the children who/what the picture is and then put it on the storyboard. If desired, you may also want to ask the children a question about the picture/the story as the picture is identified, using the Deep Down Discussion Sheet for suggestions.
2. Have the children take turns riding the Pony Express, each time adding the new figure to the storyboard until the story is recreated on it.

Bible Story Review Game

Response Activity to review the story and key concepts

Who's Inside?

Materials

- Bible Truth storyboard pictures (and/or other objects that remind you of things from the story)
- Deep Down Discussion Questions
- 10 different containers with lids

Preparation

1. Put in various pictures/objects in each container and shut.
2. Line up all the containers or put them in a big bag, such as a trash bag.

Playing the Game

1. Have 10 different sized/colored lidded containers with shaded sides, all big enough to fit the laminated pictures or other objects from the story or concept. Have the children take turns choosing a container (from the bag) and opening it. Each time ask: "Who's inside?" Child/children/you/you and children can answer together. If desired, you may also want to ask the children a question about the picture/the story as each picture/object is identified using the Deep Down Discussion Sheet for suggestions.
2. Repeat.

Bible Story Review Game

Response Activity to review the story and key concepts

Fix Up the Mix Up

Materials

- Bible Truth storyboard pictures
- Deep Down Discussion Questions

Preparation

None.

Playing the Game

1. Take all the Storyboard pictures and mix them up in a pile in front of the children.
2. Tell them that the story pictures are all mixed up and you need help fixing them up again.
3. Let the children take turns picking a picture out of the pile and re-constructing the story on the storyboard. If desired, you may also want to ask the children a question about the picture/the story as each picture/object is identified using the Deep Down Discussion Sheet for suggestions.

DEEP DOWN DETECTIVES

Curriculum Resources



**Appendix C:
Crafts and Take Home Sheets**

Index of Crafts and Take Home Sheets

Bible Truth 1:

Coloring Sheet/Take Home Sheets	395
Big Question 12 Bible Story and Key Concepts to Take Home	401
Extra Crafts 1-3	411

Bible Truth 2:

Coloring Sheet/Take Home Sheets	417
Big Question 12 Bible Story and Key Concepts to Take Home	423
Extra Crafts 1-3	431

Bible Truth 3:

Coloring Sheet/Take Home Sheets	437
Big Question 12 Bible Story and Key Concepts to Take Home	443
Extra Crafts 1-3	451

Bible Truth 4:

Coloring Sheet/Take Home Sheets	457
Big Question 12 Bible Story and Key Concepts to Take Home	463
Extra Crafts 1-3	473

Bible Truth 5:

Coloring Sheet/Take Home Sheets	481
Big Question 12 Bible Story and Key Concepts to Take Home	487
Extra Crafts 1-3	495

Bible Truth 6:

Coloring Sheet/Take Home Sheets	501
Big Question 12 Bible Story and Key Concepts to Take Home	507
Extra Crafts 1-3	515

Bible Truth 7:

Coloring Sheet/Take Home Sheets	523
Big Question 12 Bible Story and Key Concepts to Take Home	529
Extra Crafts 1-3	537

Bible Truth 8:

Coloring Sheet/Take Home Sheets	543
Big Question 12 Bible Story and Key Concepts to Take Home	549
Extra Crafts 1-3	557

CAN YOU GUESS BIBLE TRUTH!
How Should God's People Live?
They Should Live Like Jesus...

By Asking God for His

----- !

HINT: What do we need when we can't do something by ourselves? It starts with an "h" and it rhymes with "yelp."



Deep Down Detective Devotion: Unit 12, Bible Truth 1, Lesson 1



Big Question 12: How Should God's People Live?

Answer: They Should Live Like Jesus... By Asking God for His Help!

Bible Truth 1 Meaning

When Jesus lived on earth, He asked God, His Father, for help to do everything He wanted Him to do. God wants His people to ask Him to help them, too. The Bible is filled with God's promises to help His people. God's people can pray these promises for themselves. They can pray them for others, too. One of God's best promises is to send the Holy Spirit to keep working in His people's hearts. The Holy Spirit helps them to know what God wants them to do. He makes them strong and brave to do it. God is faithful. He will always help His people to live like Jesus, every single day. We can become God's people when we turn away from our sins and trust in Jesus as our Savior. Ask God to help you. He loves to answer this prayer!

How do I know this is true? The Bible tells me so!

Let us then with confidence draw near to the throne of grace, that we may receive mercy and find grace to help in time of need." -- Hebrews 4:16, ESV

Some Questions for You

1. Who did Jesus ask for help when He lived on earth? *God, His Father.*
2. What kinds of things did Jesus ask His Father's help in? *Everything He wanted Him to do.*
3. Who should God's people ask to help them? *God.*
4. The Bible is filled with promises of what? *God's promise to help them.*
5. Who can God's people pray these promises for? *Themselves and others.*
6. Who can God's people ask for God to send to help them? *The Holy Spirit.*
7. What does the Holy Spirit do? *He helps God's people know what God wants them to do. He makes them strong and brave to do it.*
8. How can we become God's people? *When we turn away from our sins and trust in Jesus as our Savior.*

Let's Pray!

- A** God, we praise You for giving us Jesus, so we can know how You want us to live.
- C** God, we need Your help to live for You, but many times we don't ask for it. We love to do things by ourselves, in our own way. We need a Savior!
- T** Thank You, God, for promising to help Your people live like Jesus. They could never do this without Your help.
- S** God, please work in our hearts. Help us turn away from our sins and trust in Jesus as our Savior. Make us Your people. Help us to love You. Help us to live like You want us to. In Jesus' name we pray, Amen.

Let's Sing about What We're Learning!

Big Q & A 12 Song from *Deep Down Detectives ESV Songs 12, track 12*
(sung to the tune of "Twinkle, Twinkle, Little Star")

How should God's people live each day? They should live like Jesus!
How should God's people live each day? How should God's people live each day?
How should God's people live each day? They should live like Jesus!

Big Question 12 Action Rhyme Song from *Deep Down Detectives ESV Songs 12, track 13*

Refrain:

How should God's people live?
How should God's people live?
How should God's people live? *Point up to God in heaven*
They should live like Jesus!

Verse 1

Jesus loved God most of all, *Touch heart, then point up to God in heaven*
He loved all people, too,
In all that He did
and said and thought, *Point out to others*
He loved them thru and thru. *Refrain Touch heart*

Verse 2

God's people should love God *Point up to God in heaven*
most of all,
They should love others, too, *Point out to others*
And God the Holy Spirit,
Will help them in all they do. *Touch heart*
Refrain



**“Let us then with confidence draw near to the throne of grace,
that we may receive mercy and find grace to help in time of need.”**

Hebrews 4:16, ESV

Deep Down Detective Devotion: Unit 12, Bible Truth 1, Lesson 2



Big Question 12: How Should God's People Live?

Answer: They Should Live Like Jesus... By Asking God for His Help!

How do I know this is true? The Bible tells me so!

"Let us then approach the throne of grace with confidence, so that we may receive mercy and find grace to help us in our time of need." -- Hebrews 4:16

Learn a Little: "Let us approach so that we may find help in our time of need."

Meaning

Jesus reigns in heaven as the High King over all creation. How He loves God's people! He listens to their prayers and even prays for them, Himself! He promises to give them everything they need to live for God and to do all He wants them to do. God's people know they can always pray and ask God to help them. They know His answer is always "yes" when they ask Him to help them. He will give them the strength they need to do all He wants them to do. That's why they go boldly and confidently to God with their prayers. He will help them. He will always help them! We can become God's people, too, when we turn away from our sins and trust in Jesus as our Savior.

Some Questions for You

1. Who reigns in heaven as the High King over all creation? *Jesus does.*
2. What does Jesus promise to do for God's people, even as He is in heaven reigning? *To give them everything they need to live for God. To pray for them.*
3. Who do God's people know they can always pray to and ask for help? *Jesus!*
4. What do God's people know Jesus will always give them the strength to do? *To keep on living for God.*
5. How can we become God's people? *By turning away from our sins and trusting in Jesus as our Savior.*

Let's Pray!

- A** God, we praise You for giving us Jesus, so we can know how You want us to live.
- C** God, we need Your help to live for You, but many times we don't ask for it. We love to do things by ourselves, in our own way. We need a Savior!
- T** Thank You, God, for promising to help Your people live like Jesus. They could never do this without Your help.
- S** God, please work in our hearts. Help us turn away from our sins and trust in Jesus as our Savior. Make us Your people. Help us to love You. Help us to live like You want us to. In Jesus' name we pray, Amen.

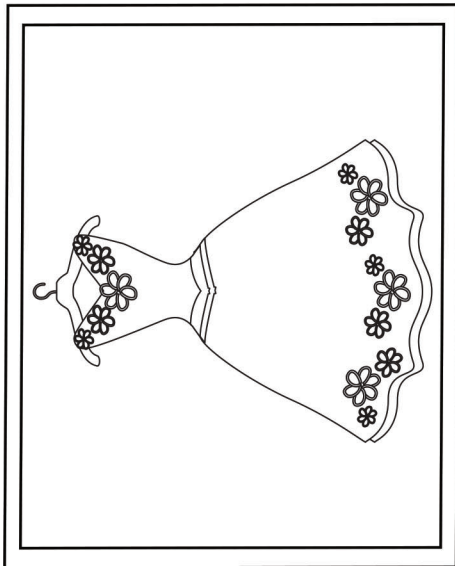
Let's Sing Our Bible Verse!

Let Us With Confidence: Hebrews 4:16 from *Deep Down Detectives ESV Songs 12, track 18*


Let us then with confidence draw near,
With confidence draw near the throne of grace,
So that we may receive mercy and find grace,
In our time of need,
Hebrews Four, sixteen.

Go to the *Deep Down Detectives Parent Resources for Unit 12* to get the Bible story and many more resources and songs for this unit at praisefactory.org


Which four of these clues belong in our story? Which two do not? Put an X in the boxes of the four that belong.



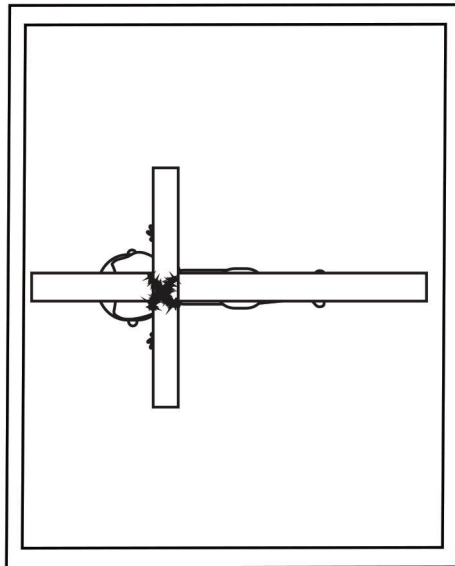
A Dress




An Angel



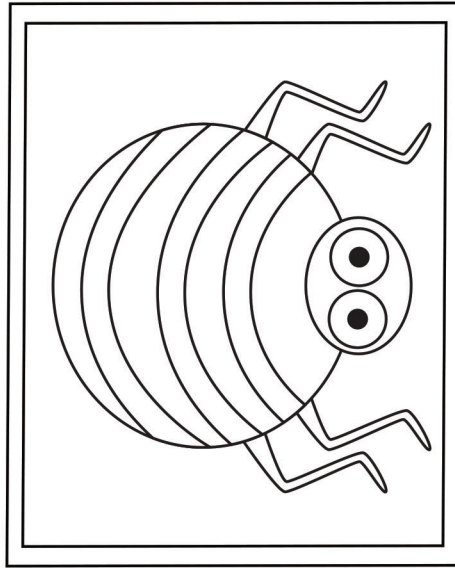
Jesus



A Cross



An Enemy



A Spider

Answer: The angel, the cross, Jesus and the enemy belong. The dress and the spider do not.

Deep Down Detective Devotion: Unit 12, Bible Truth 1, Lesson 3



Big Question 12: How Should God's People Live?

Answer: They Should Live Like Jesus... By Asking God for His Help!

Bible Truth 1 Meaning

When Jesus lived on earth, He asked God, His Father, for help to do everything He wanted Him to do. God wants His people to ask Him to help them, too. The Bible is filled with God's promises to help His people. God's people can pray these promises for themselves. They can pray them for others, too. One of God's best promises is to send the Holy Spirit to keep working in His people's hearts. The Holy Spirit helps them to know what God wants them to do. He makes them strong and brave to do it. God is faithful. He will always help His people to live like Jesus, every single day. We can become God's people when we turn away from our sins and trust in Jesus as our Savior. Ask God to help you. He loves to answer this prayer!

How do I know this is true? The Bible tells me so!

"Let us then with confidence draw near to the throne of grace, that we may receive mercy and find grace to help in time of need." -- Hebrews 4:16, ESV

Some Questions for You

1. What did Jesus ask God His Father to help Him to do? *To suffer and die on the cross.*
2. Who else did Jesus tell to ask God for help? *His followers, God's people.*
3. Did His followers ask for help? *No, they slept!*
4. How do we know that God answered Jesus' prayers? *Because Jesus did not run away but let Himself be arrested and suffer and die on the cross.*
5. How do we know that Jesus paid for all the sins of God's people? *Because God raised Him from the dead on Day Three.*
6. What did Jesus' followers learn to do? *To ask God for help with everything they went through.*
7. What can we ask God to help us to do? *To turn away from our sins and trust in Jesus as our Savior. To help us to know and love Him more and more. This is how we become God's people.*

Let's Pray!

- A** God, we praise You for giving us Jesus, so we can know how You want us to live.
- C** God, we need Your help to live for You, but many times we don't ask for it. We love to do things by ourselves, in our own way. We need a Savior!
- T** Thank You, God, for promising to help Your people live like Jesus. They could never do this without Your help.
- S** God, please work in our hearts. Help us turn away from our sins and trust in Jesus as our Savior. Make us Your people. Help us to love You. Help us to live like You want us to. In Jesus' name we pray, Amen.

Let's Praise God Right Now!

Big Q & A 12 Hymn: Trust and Obey, v.1

from *Deep Down Detectives ESV Songs 12, track 16*

Verse 1

When we walk with the Lord,
In the light of His Word,
What a glory He sheds on our way!
While we do His good will;
He abides with us still,
And with all who will trust and obey.

Refrain

Trust and obey,
For there's no other way,
To be happy in Jesus,
But to trust and obey.

Words: John H. Sammis Music: Daniel B. Towner

Big Question 12 Praise Song: I Have Decided to Follow Jesus

from *Deep Down Detectives ESV Songs 12, track 17*

I have decided to follow Jesus,
I have decided to follow Jesus,
I have decided to follow Jesus,
No turning back, no turning back.

Go to the *Deep Down Detectives Parent Resources for Unit 12* to get the Bible story and many more resources and songs for this unit at praisefactory.org

DDD BQ 12 BT 1 L3 Coloring Sheet/Take Home pg2

Deep Down Devotions: Unit 12, Bible Truth 1 Story Concepts**The Case of the Day of Hardest Thing**

Matthew 26-28; Mark 14-16; Luke 22-24; John 18-21

Dear Parents,

Big Question #12 is: "How Should God's People Live?" Your child is learning that "They Should Live Like Jesus...By Asking God for His Help."

Here's a copy of the Bible story they are learning along with the "Listening Assignment" for each lesson. These assignments provide a different teaching emphasis for each lesson, helping the children dig deeper into each Bible truth. They match up with your child's take home for each lesson. We hope that these resources help your family to dig down deeper into the truths of God's Word!" Happy digging!

•many more resources for this Big Question can be found online at www.praisefactory.org•

Listening Assignments

"Hey, Kids! Detective Dan, here. Listen carefully to the story and help me answer these questions:

Detective Dan's Lesson #1 Listening Assignment:

I need to find out:

- 1. Who did the hardest thing? What was it?**
- 2. Who helped Him do it?**

Detective Dan's Lesson #2 Listening Assignment:

Our Bible Verse is Hebrews 4:16, ESV

"Let us then with confidence draw near to the throne of grace, that we may receive mercy and find grace to help in time of need."

I need to find out:

- 1. What was the very hard thing Jesus was called to do? Who did Jesus cry out to for help?**
- 2. Did Jesus get the help He needed?**

Detective Dan's Lesson #3 Listening Assignment:

I found six clues, but only 4 of them are in the story.

Our six clues were: a dress, an angel, the cross, Jesus, an enemy, and a spider.

Hold each of them up for the children to see as you identify them.

I need to figure out:

- 1. Which four belong in the story and which two don't?**
- 2. What did Jesus ask God to do for him? How did God answer His prayer?**

Read the assignment questions, THEN SAY,

"Ok, Deep Down Detectives! Put on your best listening ears and see if you can hear the answers to Detective Dan's questions. When I finish telling the story, we will see if we can answer all the questions."

Read the Bible Truth story, answer questions, present the gospel and lead in prayer.

Answers to questions; the gospel; and, ACTS prayer are included with the story text.

The Case of the Hardest Thing *Matthew 26-28; Mark 14-16; Luke 22-24; John 18-21*

Story with lines separating paragraphs (text in bold, optional interaction cues in italics)

It was late at night and Jesus knew He needed help. And not just help from anyone. No! There was only ONE who could help Him. Do you know who it was?

Who do you think it was?

It was God, His Father.

Very soon, Judas Iscariot, one of Jesus' disciples and closest friends, would bring enemies to arrest Him. These enemies would hurt Jesus. They would say mean things to Him. And then, they would nail Him to a cross to die.

Dying on a cross was a very painful way to die. But Jesus would do something as He died on the cross that would make it the most painful thing ANYONE has ever done. Jesus would take all the punishment God's people deserved from God for their sins. He would pay for their sins, so they wouldn't have to. Oh, how, very, very, VERY terrible all that punishment would be!

In some ways, Jesus wasn't that different from us. He thought about all the pain He would bear on the cross, and He didn't want it. Yet, how Jesus loved God, His Father! He always wanted to obey Him. And, how Jesus loved God's people! He wanted to save them. Dying on the cross was the only way to obey His Father and save God's people. And that's why Jesus knew He needed help —God, His Father's help— to do this very hardest thing.

And that's why, Jesus knew He needed help —God, His Father's help— to do all He was about to do.

Jesus walked with His disciples down the streets of Jerusalem, out through the city wall, and up the hill to the Garden of Gethsemane. Jesus knew He needed help from His Father, and it was there that He was going to ask for it. Do you know how?

What do you think Jesus did?

Jesus would pray! "Sit here, while I go over there and pray," He told His disciples.

Taking Peter, James, and John with Him, Jesus walked further into the dark garden. As Jesus walked, He became very sad and upset. "The sadness in My heart is so great that it's almost killing me!" Jesus told His friends. "Stay here with Me and keep watch," He asked them.

Going a little farther, Jesus fell face down on the ground and prayed. "My Father, if it's possible, take this away so I don't have to suffer like this," Jesus pleaded. "This is going to be so hard! This is going to hurt so much! But most of all, I want Your will, not Mine, Father," Jesus exclaimed.

After praying, Jesus went to check up on Peter, James, and John. He was NOT happy with what He found them doing. While HE had been face down on the ground, praying, THEY had been face down on the ground doing something else. Can you guess what it was?

They were sound asleep!

Story with lines separating paragraphs (text in bold, optional interaction cues in italics)

“Peter, wake up! Couldn’t you watch with Me this one hour?” Jesus exclaimed. “Watch and pray that you might say ‘no’ to temptation. You WANT to stay faithful to Me. You WANT to do God’s will, but you are very weak. You will need God’s help to do these things,” Jesus warned them.

Jesus knew that He wasn’t the only one who would need God’s help to do God’s will. His disciples would need God’s help, too. When the enemies came for Jesus, they would be tempted to be afraid and leave Jesus. But God could give them the strength they needed if they would ask.

Jesus went and prayed again. **“My Father, if suffering and dying on the cross is the only way to save Your people, then I want to do it. I want to obey You and do Your will more than anything else,”** Jesus exclaimed.

What a prayer! What a very, very hard thing Jesus would have to do to save God’s people! It was the hardest thing anyone would EVER have to do. COULD God, His Father, answer this prayer? WOULD God, His Father, answer this prayer?

What do you think?

Yes, He could; and, yes, He WOULD! God answered Jesus’ prayer. An angel came to strengthen Jesus.

Jesus was strengthened in His heart, too. Yes, He would have to suffer and die for God’s people. But, then, what joy He would have! On Day Three, He would rise from the dead in victory over sin and death. Then, He would return home to heaven. There, He would once more enjoy the Perfect Wonderfulness of the fullest, closest fellowship with God, the Father, and God, the Holy Spirit, like He had before He came to earth.

Jesus would be the great King who always loved and obeyed God, His Father. How great would be the praise for God! How good to never suffer again! And, how wonderful to know that the sins of God’s people would be forgiven for all time.

Strengthened and comforted, Jesus went back to His friends two more times. Were they praying? Were they asking God for His help?

What do you think?

No! Each time, He found them sleeping. Oh, if only they understood just how much they were about to need God’s help! “Are you still sleeping? But look, the time has come. Get up! Here come My enemies,” Jesus told them.

Just then, there came a whole crowd of enemies carrying lanterns, fiery torches, and sharp swords. And who was leading them?

Can you guess who?

Why Judas Iscariot, Jesus’ other disciple, that’s who! He had been paid by Jesus’ enemies to take them to Jesus to arrest Him.

The time had come for Jesus to suffer and die. What would He do? Run away and hide?

What do you think He will do?

Story with lines separating paragraphs (text in bold, optional interaction cues in italics)

No, He would not. Jesus was ready. He had asked His Father for help; and, His Father had answered Him. He gave Jesus the strength to keep on doing His will. Jesus would face His enemies and fulfill God's plan.

In the darkness, it was hard to tell which man was Jesus. But Judas led Jesus' enemies right to Him. "Hello, Teacher," Judas said, kissing Jesus on the cheek. "Friend, do what you came to do," Jesus replied. Then, the men came up and grabbed Jesus.

"Oh, no you don't!" thought Peter. He would fight off Jesus' enemies. He took his sword and cut off Malchus' ear --one of the men in the crowd.

But this wasn't the help Jesus wanted or needed. Jesus stretched out His hand and healed Malchus' ear. "Put away your sword," Jesus told Peter. "I could ask My Father to send thousands of angels to rescue Me, if I wanted. But how would His will be done if I did that? And how would God's promises in His Word come true? No. it must happen this way," Jesus replied. Oh, how God was helping His Son, Jesus, do this hardest thing!

But what about Jesus' disciples? What did they do? They had slept, instead of asking God for help. Did they stand with Jesus or run away?

What do you think they did?

It was just as Jesus warned. His disciples didn't have the strength to stay faithful. They gave in to their fears. They ran for their lives, leaving Jesus alone with His enemies.

After that, everything happened as Jesus knew it would. The crowd took Jesus away. They said mean things to Him and they hurt Him. They nailed Him to the cross; and there, Jesus suffered and died for the sins of God's people.

Oh, how terrible it was to suffer and die for God's people, but Jesus did it anyway! He had asked God, His Father, for help; and God, His Father, gave it to Him. He helped Jesus take all the punishment for the sins of God's people, so they wouldn't have to. He helped Jesus do the hardest thing!

And how do we know Jesus paid for all those sins when He suffered and died on the cross? Because of what Jesus did on the third day. Do you know what He did?

Can you tell me?

Jesus rose up from the grave to live forevermore! Jesus had really beaten sin and death for God's people. Their sins were all forgiven. They would get to live with God, knowing, loving, and enjoying Him forever.

But what about Jesus' disciples? What happened to them after they ran away and left Jesus? Would God forgive them now? COULD God forgive them now?

What do you think? Could God really forgive these men for leaving Jesus' all alone like this?

Yes, He could; and yes, He WOULD! Jesus paid for ALL their sins when He died on the cross.

Story with lines separating paragraphs (text in bold, optional interaction cues in italics)

And, though the disciples hadn't asked God for help, the night Jesus was arrested, Jesus had prayed for them.

That night, Jesus had prayed for them and all of God's people. Jesus had asked His Father to protect them from Satan and his evil plans. He had asked Him to help them to grow in love for God and for one another so the world might know He really is God's Son, the Savior.

Wow! What big prayers Jesus prayed for His disciples and all of God's people that night! Would God answer them? COULD God answer them?

What do you think?

Yes, He could; and, yes, He WOULD! Jesus appeared to His disciples on that third day after He died on the cross. "I'm alive and I've beaten sin and death for you and all of God's people!" He told them. 22. Over the next 40 days, Jesus taught His disciples from the Bible. He told them about God's great plan to use them to tell the whole world the gospel--the good news of salvation. And, He promised them God's great gift, the Holy Spirit, who would come live inside them and help them. At the end of those 40 days, Jesus went to heaven. He was home, once more, at last, enjoying all the Perfect Wonderfulness He had always known with God, the Father, and God, the Holy Spirit, from before the beginning of time.

Jesus had left earth for His home in heaven, but He never forgot His people. Jesus is always praying for them, helping them fulfill all of God's good plans. He asked the Father to send the Holy Spirit to live in their hearts, and so He did. He would help them love God, live for Him, and tell the world the good news of Jesus their whole lives.

And, oh, how those first believers had learned their lesson to ask God for His help! There were many more times when they were tempted to not be faithful to Jesus. And many more times when they would want to run away because their enemies wanted to hurt them. But now, they knew what to do. They prayed to God and asked for His help! And did He give it to them?

What do you think?

Yes, He did! Those first believers had learned their lesson to ask God for His help!

And that's why God STILL wants His people to ask Him for help to live for Him. He knows that His people today need just as much help as they did long ago. We can become God's people, too, if we turn away from our sins and trust in Jesus as our Savior. Then, God will help us live for Him, too! Ask Him to help you. He loves to answer this prayer.

Cracking the Case: (story wrap-up for Listening Assignments)

It's time to see how we did with our Listening Assignment.

Detective Dan's Lesson 1 Listening Assignment:

1. Who did the hardest thing? What was it? Jesus did. Jesus lived a perfect life and offered it up on the cross as the full payment for the sins of God's people. He suffered and died for them. On the third day, Jesus rose from the dead in victory.

2. Who helped Him do it? God, His Father, helped Jesus do it.

For You and Me:

Did you know that God calls all His people to do hard things they can never do on their own? And who will help them do these hard things? The very same One who helped Jesus--God! God will always help His people do whatever He calls them to do. We can become God's people, too, when we turn away from our sins and trust in Jesus as our Savior. If we do, we can know God will help us to do whatever He calls us to do, too.

Detective Dan's Lesson 2 Listening Assignment:**Our Bible Verse is Hebrews 4:16, ESV:**

"Let us then with confidence draw near to the throne of grace, that we may receive mercy and find grace to help in time of need."

1. What was the very hard thing Jesus was called to do? Who did Jesus cry out to for help?

To live a perfect life and offer it up on the cross as the full payment for the sins of God's people. To suffer and die for them. He asked God, His Father, to help Him do it all.

2. Did Jesus get the help He needed? Yes, He did! God helped Him do it all... perfectly!

For You and Me:

Did you know that God calls all His people to do hard things they can never do on their own? And who will help them do these hard things? The very same One who helped Jesus--God! God will always help His people do whatever He calls them to do. We can become God's people, too, when we turn away from our sins and trust in Jesus as our Savior. If we do, we can know God will help us to do whatever He calls us to do, too.

Detective Dan's Lesson 3 Listening Assignment:

Our six clues were: a dress, an angel, the cross, Jesus, an enemy, and a spider.

1. Which four belong in our story?

The angel, the cross, Jesus and the enemy.

2. What did Jesus ask God to do for him? How did God answer His prayer?

Jesus asked God, His Father, to help Him carry out the plan to save God's people. God, His Father, answered Him with a "yes"! He helped Him bear the pain of the cross. He helped Him do everything that was needed to save God's people.

For You and Me:

Did you know that God calls all His people to do hard things they can never do on their own? And who will help them do these hard things? The very same One who helped Jesus--God! God will always help His people do whatever He calls them to do. We can become God's people, too, when we turn away from our sins and trust in Jesus as our Savior. If we do, we can know God will help us to do whatever He calls us to do, too.

The Gospel (story wrap-up if NOT using Listening Assignments)**Our Bible Truth is:****How Should God's People Live?****They Should Live Like Jesus...****By Asking God for His Help!**

How should God's people live each day? They should live like Jesus... by asking God for His help! God's people ask God for His help, knowing that He will help them. After all, He has already helped them in the biggest way: by sending Jesus to save them! Even while they still were choosing to disobey Him, God chose to help them by sending Jesus to save them. How much more, now that they turned away from their sins and trusted in Jesus as their Savior, will God help them to live for Him! God delights to help you and me, too. If we turn away from disobeying Him and trust Jesus as our Savior, He will gladly save us! And as His people, He will gladly keep helping us to live for Him!

Close in prayer.

Closing ACTS Prayer

- A** God, we praise You for giving us Jesus, so we can know how You want us to live.
- C** God, we need Your help to live for You, but many times we don't ask for it. We love to do things by ourselves, in our own way. We need a Savior!
- T** Thank You, God, for promising to help Your people live like Jesus. They could never do this without Your help.
- S** God, please work in our hearts. Help us turn away from our sins and trust in Jesus as our Savior. Make us Your people. Help us to love You. Help us to live like You want us to.

In Jesus' name we pray, Amen.

Big Question 12, Bible Truth 1 Overview: Key Concepts

p.1

Unit 12: God's People Live for Him

Unit Big Question (and Answer): How Should God's People Live? They Should Live Like Jesus!

Unit Bible Verse: "Be imitators of God, as beloved children. And walk in love, as Christ loved us and gave himself up for us." --Ephesians 5:1-2, ESV

Bible Truth 1 Concept: They Should Live Like Jesus...By Asking God for His Help

When Jesus lived on earth, He asked God, His Father, for help to do everything He wanted Him to do. God wants His people to ask Him to help them, too.

The Bible is filled with God's promises to help His people. God's people can pray these promises for themselves. They can pray them for others, too. One of God's best promises is to send the Holy Spirit to keep working in His people's hearts. The Holy Spirit helps them to know what God wants them to do. He makes them strong and brave to do it. God is faithful. He will always help His people to live like Jesus, every single day.

We can become God's people when we turn away from our sins and trust in Jesus as our Savior. Ask God to help you. He loves to answer this prayer!

Bible Truth 1 Bible Verse: Hebrews 4:16

"Let us then with confidence draw near to the throne of grace, that we may receive mercy and find grace to help in time of need."

Learn a Little: "Let us draw near to find help in time of need."

Meaning

Jesus reigns in heaven as the High King over all creation. How He loves God's people! He listens to their prayers and even prays for them, Himself! He promises to give them everything they need to live for God and to do all He wants them to do.

God's people know they can always pray and ask God to help them. They know His answer is always "yes" when they ask Him to help them. He will give them the strength they need to do all He wants them to do. That's why they go boldly and confidently to God with their prayers. He will help them. He will always help them! We can become God's people, too, when we turn away from our sins and trust in Jesus as our Savior.

Bible Truth 1 ACTS Prayer

- A** God, we praise You for giving us Jesus, so we can know how You want us to live.
- C** God, we need Your help to live for You, but many times we don't ask for it. We love to do things by ourselves, in our own way. We need a Savior!
- T** Thank You, God, for promising to help Your people live like Jesus. They could never do this without Your help.
- S** God, please work in our hearts. Help us turn away from our sins and trust in Jesus as our Savior. Make us Your people. Help us to love You. Help us to live like You want us to. In Jesus' name we pray, Amen.

Bible Truth 1 Story**The Case of the Hardest Thing**

Matthew 26-28; Mark 14-16; Luke 22-24; John 18-21

Big Question 12, Bible Truth 1 Overview: Key Concepts

p.2

Songs Used in Bible Truth 1

Big Q & A 12 Song

Big Question 12 Song: How Should God's People Live?

Big Question 12 Bible Verse Song: Walk in Love Ephesians 5:1-2, ESV

Extra Big Question 12 Bible Verse Song: Let Everyone Who Names the Name 2 Timothy 2:19,22, ESV

Big Question 12 Hymn: Trust and Obey, v.1

Big Question 12 Praise Song: I Have Decided to Follow Jesus

Bible Truth 1 Bible Verse Song: Let Us with Confidence Hebrews 4:16, ESV

Extra Bible Truth 1 Bible Verse Song: Let Us Then Draw Near Hebrews 4:16, ESV

Extra Bible Truth 1 Bible Verse Song: Help Us, O God of Our Salvation Psalm 79:9, ESV

Extra Bible Truth 1 Bible Verse Song: We All With Unveiled Face 2 Corinthians 3:18, ESV

listen to or download songs for free at <https://praisefactory.org>: Deep Down Detectives Music page

Go and Tell Bible Truth Concept Craft

Ask God for Help

Craft Description

The children will decorate a child praying as he goes to bed, reminding them to pray and ask God for help.

Materials

White paper or cardstock

Markers or crayons

Fabric Scraps

Glue

Preparations

1. Print out the craft page onto cardstock (or regular paper).
2. Cut various fabric scraps into small, 1" or so, sized pieces.
3. Set out markers/crayons, and glue.

Introducing the Craft:

"Our Big Question is: "How Should God's People Live Each Day? They Should Live Like Jesus...by asking God for His help!" That's something very good to know. But many people don't know that. So, do you know what God wants us to do? He wants us to go and tell others this very important news. So today we are going to make something we can show and tell them, too. Here's what it looks like... (Hold up example of craft)."

Directions

1. Show children your finished craft, reading the words to them.
2. Have the children color in the picture of the girl asking God for His help.
3. Let the children decorate the bed quilt by gluing down fabric scraps in place.
4. Make sure to write each child's name on their craft.
5. If you have time, you can practice saying the words on the card.

Discussion

This is an especially good time to re-read the key concepts and discuss them. See Deep Down Discussion Sheet for possible questions to talk about.

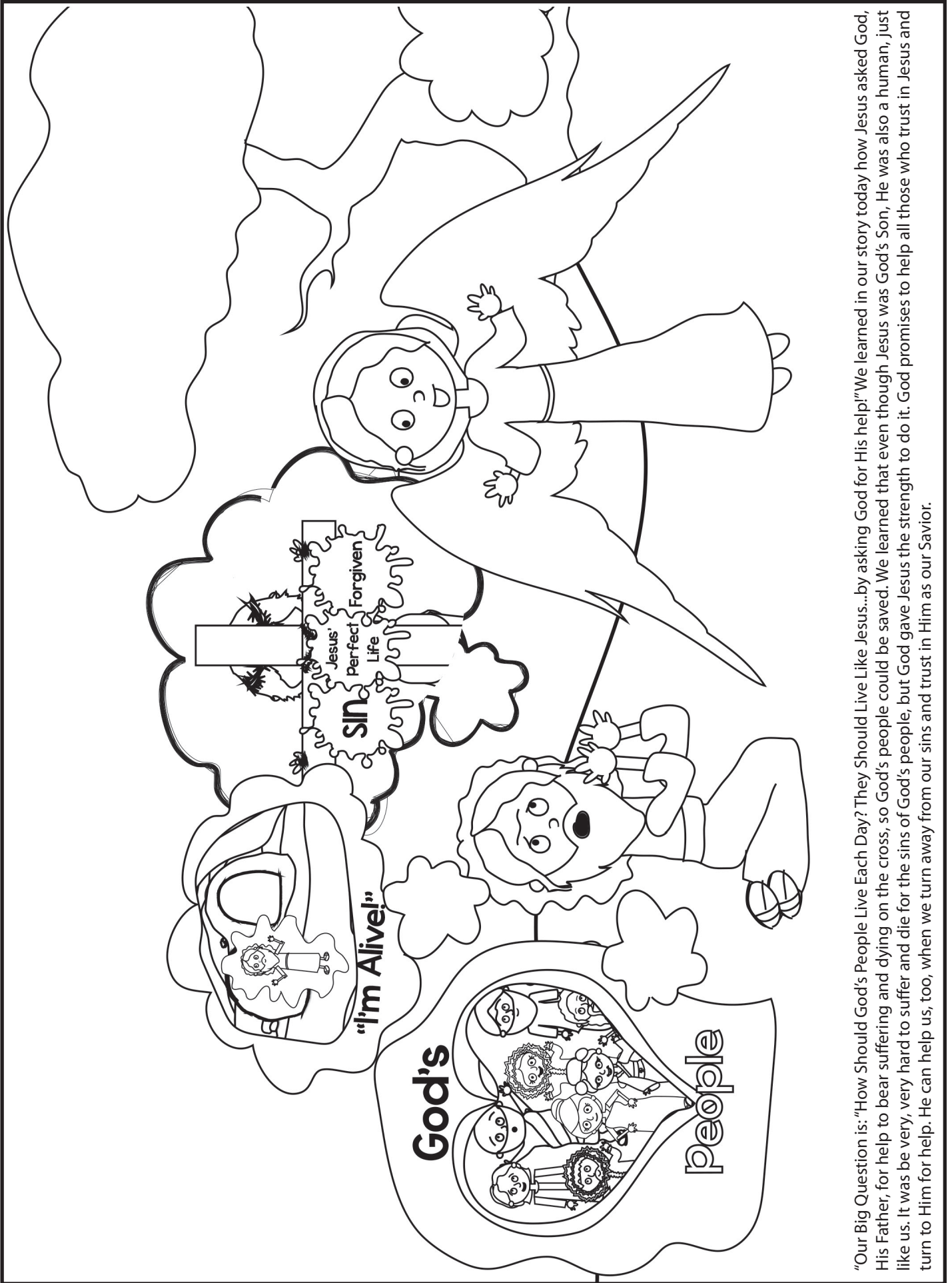
Craft Wrap-Up:

"At the end of our time together today, you get to take home your Go and Tell crafts. And what are you going to do with them? Show and tell someone the important news you've learned today: "How Do God's People Live Each Day? They Should Live Like Jesus....by asking God for His help!"



**How Should God's People Live Each Day?
They Should Live Like Jesus...by asking God for His help!**

"Let us then with confidence draw near to the throne of grace, that we may receive mercy and find grace to help in time of need." Hebrews 4:16



"Our Big Question is: 'How Should God's People Live Each Day? They Should Live Like Jesus...by asking God for His help!' We learned in our story today how Jesus asked God, His Father, for help to bear suffering and dying on the cross, so God's people could be saved. We learned that even though Jesus was God's Son, He was also a human, just like us. It was very, very hard to suffer and die for the sins of God's people, but God gave Jesus the strength to do it. God promises to help all those who trust in Jesus and turn to Him for help. He can help us, too, when we turn away from our sins and trust in Him as our Savior.

The Case of the Hardest Thing Jigsaw Puzzle Page

Matthew 26-28; Mark 14-16; Luke 22-24; John 18-21

Make copies of picture and cut out into an appropriate number of pieces for your children.
Or, you can print out color versions of this puzzle by downloading it from praisefactory.org.

"Our Big Question is: "How Should God's People Live Each Day? They Should Live Like Jesus...by asking God for His help!" We learned in our story today how Jesus asked God, His Father, for help to bear suffering and dying on the cross, so God's people could be saved. We learned that even though Jesus was God's Son, He was also a human, just like us. It was be very, very hard to suffer and die for the sins of God's people, but God gave Jesus the strength to do it. God promises to help all those who trust in Jesus and turn to Him for help. He can help us, too, when we turn away from our sins and trust in Him as our Savior.




**CAN YOU GUESS BIBLE TRUTH 2:
How Should God's People Live?
They Should Live Like Jesus...**

By Loving God

----- of All!

**HINT: This word means that
we love God more than anyone
or anything else. It starts with
an "m" and it rhymes with "toast."**



Deep Down Detective Devotion: Unit 12, Bible Truth 2, Lesson 1

Big Question 12: How Should God's People Live?

Answer: They Should Live Like Jesus... By Loving God Most of All!

Bible Truth 2 Meaning

Jesus loved God most of all. Jesus' love was more than a nice feeling inside His heart. Jesus lived out His love for God. He lived it out by loving God with the thoughts in His mind. He lived out His love with every word He spoke. He lived it out by always obeying God's laws in all that He did. God wants His people to love Him like Jesus did, too. He wants them to love Him more than anyone or anything else. He wants them to love Him in their thoughts and their words. He wants them to love Him by obeying His good laws in all that they do, too. God's people know that they can never love God perfectly like Jesus did. They are sinners. He is the perfect Son of God. But, they know that God promises to help them love Him most of all, by His Holy Spirit living in their hearts. We can become God's people, too, when we turn away from our sins and trust in Jesus as our Savior. Then, God will help us love Him most of all, too.

How do I know this is true? The Bible tells me so!

"Hear, O Israel: The LORD our God, the LORD is one. You shall love the LORD your God with all your heart and with all your soul and with all your might."-- Deuteronomy 6:4-5, ESV

Some Questions for You

1. Who did Jesus love with all His heart? *God.*
2. Who did Jesus love more than God? *No one!*
3. How did Jesus show His love for God? *He felt it in His heart; He obeyed God's laws; He pleased God with everything He did, thought and said.*
4. Who will help God's people love Him like Jesus does? *God will.*
5. How does God want His people to love Him? *To love Him most of all and to obey Him.*
6. Who does God promise to send to help God's people to love God? *The Holy Spirit, to work in their hearts.*
7. How can we become God's people? *By turning away from our sins and trusting in Jesus as our Savior.*

Let's Pray!

- A** God, we praise You for giving us Jesus, so we can know how we should love You.
- C** God, please forgive us for not loving You most of all. Too often we choose to love other people, things, and even ourselves, more than we love You. We need a Savior!
- T** Thank You, God, for promising to help us live like Jesus. You can help us to love You the way You want us to.
- S** God, please work in our hearts. Help us turn away from our sins and trust in Jesus as our Savior. Make us Your people. Help us to love You and live like You want us to live. Help us to love You most of all. In Jesus' name we pray, Amen.

Let's Sing about What We're Learning!

Big Q & A 12 Song from *Deep Down Detectives ESV Songs 12, track 12*
(sung to the tune of "Twinkle, Twinkle, Little Star")

How should God's people live each day? They should live like Jesus!
How should God's people live each day? How should God's people live each day?
How should God's people live each day? They should live like Jesus!

Big Question 12 Action Rhyme Song from *Deep Down Detectives ESV Songs 12, track 13*

Refrain:

How should God's people live?
How should God's people live?
How should God's people live?
They should live like Jesus!

Point up to God in heaven

Verse 1

Jesus loved God most of all,
He loved all people, too,
In all that He did
and said and thought,
He loved them thru and thru. *Refrain*

Touch heart, then point up to God in heaven


*Point out to others
Touch heart*

Verse 2

God's people should love God
most of all,
They should love others, too,
And God the Holy Spirit,
Will help them in all they do.

*Point up to God in heaven
Point out to others
Touch heart*

Refrain



“Hear, O Israel: The LORD our God, the LORD is one. You shall love the LORD your God with all your heart and with all your soul and with all your might.”-- Deuteronomy 6:4-5, ESV

Deep Down Detective Devotion: Unit 12, Bible Truth 2, Lesson 2



Big Question 12: How Should God's People Live?

Answer: They Should Live Like Jesus... By Loving God Most of All!

How do I know this is true? The Bible tells me so!

"Hear, O Israel: The LORD our God, the LORD is one. You shall love the LORD your God with all your heart and with all your soul and with all your might."-- Deuteronomy 6:4-5, ESV

Learn a Little: "Love the LORD your God with all your heart, all your soul, and all your might."

Meaning

These verses tell us that the LORD is one--He's the one, true God. Moses first spoke these words to the people of Israel, but they are true for us all. God wants everyone to love Him most of all. He wants us to love Him with all our heart, soul, and strength. That's every bit of us! The best, first step to loving God most of all is to turn away from our sins and trust in Jesus as our Savior. This is how we become God's people.

Some Questions for You

1. Who is the one, true God? *The LORD.*
2. How does the LORD want us to love Him? *With all of our heart, soul, and strength. All of ourselves!*
3. What is the best first step we can take in loving the LORD like this? *We can turn away from our sins and trust in Jesus as our Savior. His Holy Spirit can work in our hearts and help us do this. And He can help us love the LORD more and more! Ask Him to help you!*

Let's Pray!

- A** God, we praise You for giving us Jesus, so we can know how we should love You.
- C** God, please forgive us for not loving You most of all. Too often we choose to love other people, things, and even ourselves, more than we love You. We need a Savior!
- T** Thank You, God, for promising to help us live like Jesus. You can help us to love You the way You want us to.
- S** God, please work in our hearts. Help us turn away from our sins and trust in Jesus as our Savior. Make us Your people. Help us to love You and live like You want us to live. Help us to love You most of all. In Jesus' name we pray, Amen.

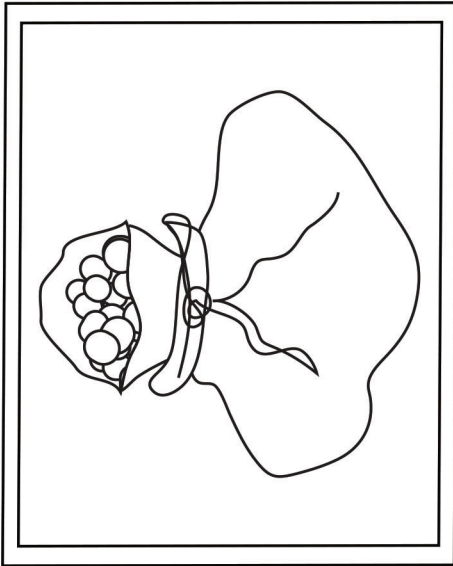
Let's Sing Our Bible Verse!

Hear, O Hear: Deuteronomy 6:4-5 from *Deep Down Detectives ESV Songs 12, track 22*

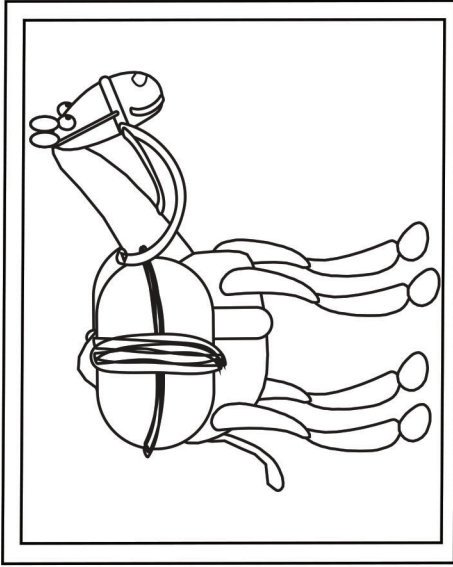
Hear, O hear, O Israel,
Hear, O hear, O Israel,
The LORD your God, the LORD is one.
You shall love the LORD your God
with all your heart,
You shall love the LORD your God
with all your soul,
You shall love the LORD your God
with all your might.
Deuteronomy Six, four through five.

Go to the *Deep Down Detectives Parent Resources for Unit 12* to get the Bible story and many more resources and songs for this unit at praisefactory.org


Which four of these clues belong in our story? Which two do not? Put an X in the boxes of the four that belong.




A Bag of Money



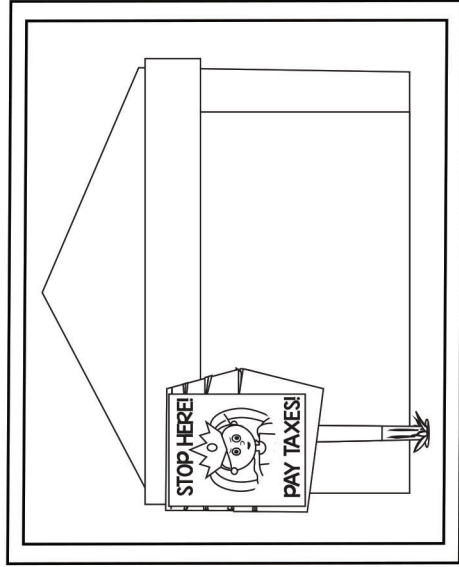
A Camel



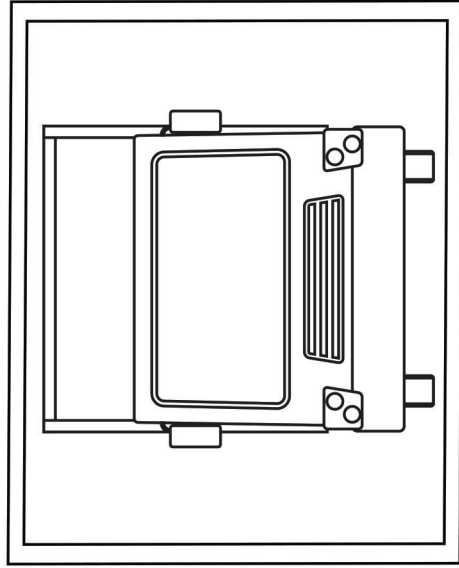
A Pineapple



A Town Person




A Little Tax House



A Truck

The bag of money, the camel, the town's person and the little tax house belong. The pineapple and the truck do not. DDD 12.2 L3 Coloring Sheet/Take Home

Deep Down Detective Devotion: Unit 12, Bible Truth 2, Lesson 3



Big Question 12: How Should God's People Live?

Answer: They Should Live Like Jesus... By Loving God Most of All!

Bible Truth 2 Meaning

Jesus loved God most of all. Jesus' love was more than a nice feeling inside His heart. Jesus lived out His love for God. He lived it out by loving God with the thoughts in His mind. He lived out His love with every word He spoke. He lived it out by always obeying God's laws in all that He did. God wants His people to love Him like Jesus did, too. He wants them to love Him more than anyone or anything else. He wants them to love Him in their thoughts and their words. He wants them to love Him by obeying His good laws in all that they do, too. God's people know that they can never love God perfectly like Jesus did. They are sinners. He is the perfect Son of God. But, they know that God promises to help them love Him most of all, by His Holy Spirit living in their hearts. We can become God's people, too, when we turn away from our sins and trust in Jesus as our Savior. Then, God will help us love Him most of all, too.

How do I know this is true? The Bible tells me so!

"Hear, O Israel: The LORD our God, the LORD is one. You shall love the LORD your God with all your heart and with all your soul and with all your might."-- Deuteronomy 6:4-5, ESV

Some Questions for You

1. What is the kingdom of God? *It is where God is obeyed and loved.*
2. Where is the kingdom of God? *It is in heaven, where God is perfectly obeyed and loved now. It will be on earth, when Jesus comes back and puts an end to sin and death forever. And, it is in the hearts of God's people right now, as they turn away from disobeying God and trust in Jesus as their Savior.*
3. Did Matthew grow up knowing about God and His Word? *Yes, he did.*
4. Did Matthew love God and obey His Word when he grew up? *No, he did not.*
5. What did Matthew do that was so bad? *He did bad things to other people in order to get more money for himself.*
6. What did Matthew love most of all? *He loved money and nice things.*
7. What did Matthew love most of all after he became a follower of Jesus? *He loved God most of all.*
8. What made the change in Matthew? *The Holy Spirit worked inside his heart when he heard Jesus telling about God. He turned away from his sins and trusted in Jesus as His Savior. God forgave him and cleaned his heart of his old sins.*
9. How can we become people who love God most of all? *We can ask God to work in our hearts. We can ask Him to help us to turn away from disobeying God and trust in Jesus as our own Savior.*

Let's Pray!

- A** God, we praise You for giving us Jesus, so we can know how we should love You.
- C** God, please forgive us for not loving You most of all. Too often we choose to love other people, things, and even ourselves, more than we love You. We need a Savior!
- T** Thank You, God, for promising to help us live like Jesus. You can help us to love You the way You want us to.
- S** God, please work in our hearts. Help us turn away from our sins and trust in Jesus as our Savior. Make us Your people. Help us to love You and live like You want us to live. Help us to love You most of all. In Jesus' name we pray, Amen.

Let's Praise God Right Now!

Big Q & A 12 Hymn: Trust and Obey, v.1

from *Deep Down Detectives ESV Songs 12, track 16*

Verse 1

When we walk with the Lord,
In the light of His Word,
What a glory He sheds on our way!
While we do His good will;
He abides with us still,
And with all who will trust and obey.

Words: John H. Sammis Music: Daniel B. Towner

Refrain

Trust and obey,
For there's no other way,
To be happy in Jesus,
But to trust and obey.

Big Question 12 Praise Song: I Have Decided to Follow Jesus

from *Deep Down Detectives ESV Songs 12, track 17*

I have decided to follow Jesus,
I have decided to follow Jesus,
I have decided to follow Jesus,
No turning back, no turning back.

Deep Down Devotions: Unit 12, Bible Truth 2 Story Concepts**The Case of the Man Who Left His Money***Matthew 9; Mark 2; Luke 5*

Dear Parents,

Big Question #12 is: "How Should God's People Live?" Your child is learning that "They Should Live Like Jesus... By Loving God Most of All."

Here's a copy of the Bible story they are learning along with the "Listening Assignment" for each lesson. These assignments provide a different teaching emphasis for each lesson, helping the children dig deeper into each Bible truth. They match up with your child's take home for each lesson. We hope that these resources help your family to dig down deeper into the truths of God's Word!" Happy digging!

•many more resources for this Big Question can be found online at www.praisefactory.org•

Listening Assignments

"Hey, Kids! Detective Dan, here. Listen carefully to the story and help me answer these questions:

Detective Dan's Lesson #1 Listening Assignment:

I need to know:

- 1. Who was the man who left his money? Why did he leave it behind?**
- 2. Who did he decide to love even more than his money?**

Detective Dan's Lesson #2 Listening Assignment:**Our Bible Verse is Deuteronomy 6:4-5, ESV:**

"Hear, O Israel: The LORD our God, the LORD is one. You shall love the LORD your God with all your heart and with all your soul and with all your might."

I need to know:

- 1. Who loved money and the nice things in this world more than God?**
- 2. Why did he leave his money and nice things behind?**

Detective Dan's Lesson #3 Listening Assignment:I found six clues, but two of them are **NOT** in the story.

They are: a bag of money, a camel, a pineapple, a town person, a little tax house, and a truck.

Hold each of them up for the children to see as you identify them.

I need to know:

- 1. Which four belong in the story and which two don't?**
- 2. Who turned away from their sins and trust in Jesus in the story? What did he do that showed he was a changed man and wanted to instead, love God most of all?**

Read the assignment questions, THEN SAY,

"Ok, Deep Down Detectives! Put on your best listening ears and see if you can hear the answers to Detective Dan's questions. When I finish telling the story, we will see if we can answer all the questions."

Read the Bible Truth story, answer questions, present the gospel and lead in prayer.

Answers to questions; the gospel; and, ACTS prayer are included with the story text.

The Case of the Man Who Left His Money *Matthew 9; Mark 2; Luke 5**Story with lines separating paragraphs (text in bold, optional interaction cues in italics)*

Jesus had good news to tell everyone. "The time has come. The kingdom of God is near. Repent and believe the good news!" Jesus told them.

The kingdom of God is NEAR? What does THAT mean? What IS this kingdom of God? How can we be part of it?" many wondered. They gathered around Jesus to hear what He would say.

"The kingdom of God is so wonderful. It's worth giving up everything to be a part of it. It's knowing and enjoying God as His people. It's loving God most of all and living for Him," Jesus taught the people.

"But WHERE is this kingdom of God, and WHEN is it coming?" the people wanted to know. The other teachers taught that God's great Messiah-King would come soon and get rid of God's enemies. He would rule in the land of Israel. Now, they wanted to hear what Jesus had to say.

Jesus amazed the people with His different teaching. Jesus taught them that the kingdom of God is ALREADY in HEAVEN with God. It's a place where everyone loves God most and lives for Him always. It's where God's people go to live with God when they die.

And, the Kingdom of God is COMING to EARTH, Jesus promised. One day, He, God's great Messiah-king, will come back to end sin and death. He will be king forever over God's people in the new earth God promised to make.

But most amazing of all, Jesus told them, "God's kingdom can be in your HEART—TODAY! Repent! Turn away from your sins. Believe! Trust in Me as your Savior," He said.

Where did Jesus say God's kingdom can be inside of us? Can you tell me?

"This is the gospel, the good news I've come to tell you! Come! The kingdom of God is NEAR! It's NOW!" Jesus exclaimed.

Wow! Jesus' good news was the BEST news the people had ever heard! They didn't have to wait for heaven or even until Jesus came back. They could be part of God's kingdom that very day!

But as BIG and as GOOD as this news was, it wasn't EASY news to live out. Why? Because our hearts are sinful. We find other THINGS to LOVE more than God. We choose other WAYS to LIVE instead of God's good way. There are so many things that we must STOP loving and STOP doing if we are to love God most of all. That can be so very, very hard! Oh, how the sin in our hearts gives us trouble!

Do you ever want something that God has said "no" to in His good laws? I do!

Story with lines separating paragraphs (text in bold, optional interaction cues in italics)

A man named Matthew knew this. Matthew did NOT love God most of all. He loved money and the nice things he could buy, instead.

And, while Matthew had grown up learning about God and His good laws, he had chosen NOT to obey them. Matter of fact, Matthew had chosen to do the very opposite: He had chosen to break God's good laws to get more money and more nice things for himself.

For like Zacchaeus (who we learned about a few stories earlier), Matthew was a tax collector who gathered money for Caesar, the big, Roman king who had taken over the land of Israel. And like Zacchaeus, Matthew did many bad things to make people give him lots of money, so he could be rich, rich, rich!

Day after day, Matthew sat in his tax house on the road near the Sea of Galilee and the town of Capernaum. "Stop! Pay your taxes," Matthew would say to the people loaded down with things to sell.

He looked over their loads and told them how much to pay. The more stuff, the more taxes they owed. Matthew always made them pay enough to make big, King Caesar happy, plus a lot more to keep for himself.

Matthew squeezed lots of tax money from the people of Capernaum, too. He did whatever it took to get enough for Caesar, plus a lot more for himself. The people hated Matthew. They wanted nothing to do with him. They wouldn't even let him in the worship place to worship God. Perhaps Matthew had a big house, lots of nice things, and loads of money, but he had lost many friends. He had broken his friendship with them by the mean, greedy things he had done.

But Matthew's bad life had broken his friendship with SOMEONE ELSE, too. Someone far more important than the people in Matthew's town. Can you guess who?

Can you guess?

It was God! Matthew had chosen to love money and nice things most of all. He had chosen to break God's good laws, and he refused to repent. Oh, how very broken was Matthew's friendship with God! Oh, how very sinful was his heart! Surely, there was no hope for him to ever be right with God again. Wherever God's kingdom was. Whenever it could come. Matthew certainly would not be a part of it.

Was there really no hope for Matthew? What do you think?

But there WAS hope for Matthew... and that hope came through Jesus!

Jesus came to Matthew's town and began to teach. "The time has come. The kingdom of God is near. Repent and believe the good news!" Jesus told Matthew and many others.

As Matthew listened to Jesus, the Holy Spirit began to work in his heart and change it. No longer did Matthew want to love money and nice things most of all. Matthew wanted to love God most of all. He wanted to be one of God's people and have the kingdom of God be in his heart. Could God really make such a big change inside a man like Matthew?

Story with lines separating paragraphs (text in bold, optional interaction cues in italics)

Yes, He could. Jesus knew what was happening inside Matthew's heart. He went to Matthew at his tax house, and said to him, "Matthew, follow Me! Come be one of my disciples, one of my close friends who lives with Me and learns from Me each day."

"Yes, Jesus, I will," Matthew told Jesus. Matthew left his tax house and followed Jesus, right then and there. He trusted in Jesus as his Savior. Matthew had become one of God's people. The kingdom of God had begun its rule in his heart, that very day! Matthew was turning away from loving money and lots of nice things most of all. Now, he would seek to love God most of all and live to obey Him.

What happened to Matthew after that? Did he ever go back to loving money most of all?

What do you think?

No, he did NOT! For the rest of his life, Matthew followed Jesus and sought to love God most of all. And did you know that Matthew even wrote down one of the books in the Bible? Can you guess what that book is called?

Can you guess?

It's called the Gospel of Matthew!

What a perfect name for Matthew's story about Jesus. "Gospel" is a Bible word that means "good news." And that's exactly what Matthew's story was. For though it wasn't always easy for Matthew to follow Jesus and live God's way, it was always good. Jesus said that being one of God's people in God's kingdom was worth giving up everything. Matthew knew this was right. There really was no one more wonderful to know, love, and obey than God!

Cracking the Case: (story wrap-up for Listening Assignments)

It's time to see how we did with our Listening Assignment.

Detective Dan's Lesson #1 Listening Assignment:

I need to know:

- 1. Who was the man who left his money? Why did he leave it behind?** Matthew did. The Holy Spirit worked in his heart as he listened to Jesus teach. He helped Matthew turn away from his old life of loving money and nice things, and love God and live for Him, instead.
- 2. Who did he decide to love even more than his money?** God!

For You and Me:

Matthew had a lot of money and he loved nice things, but he learned that God was better than even the world's best things. There are many nice things we may enjoy in this world, too. But we will never find anything that is better than loving God and being one of God's people. We can become one of God's people when we turn away from our sins and trust in Jesus as our Savior. Ask God to help you. He loves to answer this prayer.

Detective Dan's Lesson #2 Listening Assignment:**Our Bible Verse is Deuteronomy 6:4-5, ESV:**

"Hear, O Israel: The LORD our God, the LORD is one. You shall love the LORD your God with all your heart and with all your soul and with all your might."

I need to know:

- 1. Who loved money and the nice things in this world more than God?** Matthew did.
- 2. Why did he leave his money and nice things behind? Who did he find was even better to love?** The Holy Spirit worked in his heart as he listened to Jesus teach. He helped Matthew turn away from his old life of loving money and nice things, and love God and live for Him, instead.

For You and Me:

Matthew had a lot of money and he loved nice things, but he learned that God was better than even the world's best things. There are many nice things we may enjoy in this world, too. But we will never find anything that is better than loving God and being one of God's people. We can become one of God's people when we turn away from our sins and trust in Jesus as our Savior. Ask God to help you. He loves to answer this prayer.

Detective Dan's Lesson #3 Listening Assignment:

I found six clues, but two of them are **NOT** in the story. They are: a bag of money, a camel, a pineapple, a town person, a little tax house, and a truck. *Hold each of them up for the children to see as you identify them.*

I need to know:

- 1. Which four belong in the story and which two don't?** The bag of money, the camel, the town's person and the little tax house belong. The pineapple and the truck do not.
- 2. Who turned away from their sins and trust in Jesus in the story? What did he do that showed he was a changed man and wanted to instead, love God most of all?** Matthew. He left his tax house and all the money and nice things he had loved most of all. He started to live for God, instead.

For You and Me:

God delights to help you and me to love Him, too. If we ask Him, He will work in our hearts and help us to love Him most of all. He will help us to turn away from disobeying Him and trust Jesus as our Savior, And as His people, God will gladly go on helping us to love Him most of all, ALL the rest of our lives!

The Gospel (story wrap-up if NOT using Listening Assignments)**Our Bible Truth is:**

**How Should God's People Live?
They Should Live Like Jesus...
By Loving God Most of All!**

How should God's people live each day? They should live like Jesus... by loving God most of all! God's people ask God for His help, knowing that He will help them. After all, He has already helped them in the biggest way: by sending Jesus to save them! Even while they still were choosing to disobey Him, God chose to help His people by sending Jesus to save them. How much more, now that they have said "no" to disobeying God and trusted Jesus as their Savior, do God's people know that He will help them to love Him most of all.

God delights to help you and me to love Him, too. If we ask Him, He will help us love Him most of all by turning away from disobeying Him and trust Jesus as our Savior, He will gladly save us! And as His people, He will gladly keep helping us to love Him most of all, ALL the rest of our lives!

Close in prayer.

Closing ACTS Prayer

- A** God, we praise You for giving us Jesus so we can know how we should love You.
- C** God, please forgive us for not loving You most of all. Too often we choose to love other people, things, and even ourselves, more than we love You. We need a Savior!
- T** Thank You, God, for promising to help us live like Jesus. You can help us to love You the way You want us to.
- S** God, please work in our hearts. Help us turn away from our sins and trust in Jesus as our Savior. Make us Your people. Help us to love You and live like You want us to live. Help us to love You most of all.

In Jesus' name we pray, Amen.

Deep Down Detectives Devotions: Big Question 12, Bible Truth 2 Key Concepts p.7**Unit 12: God's People Live for Him**

Unit Big Question (and Answer): How Should God's People Live? They Should Live Like Jesus!

Unit Bible Verse: "Be imitators of God, as beloved children. And walk in love, as Christ loved us and gave himself up for us." --Ephesians 5:1-2, ESV

Bible Truth 2 Concept: They Should Live Like Jesus... By Loving God Most of All!

Jesus loved God most of all. Jesus' love was more than a nice feeling inside His heart. Jesus lived out His love for God. He lived it out by loving God with the thoughts in His mind. He lived out His love with every word He spoke. He lived it out by always obeying God's laws in all that He did.

God wants His people to love Him like Jesus did, too. He wants them to love Him more than anyone or anything else. He wants them to love Him in their thoughts and their words. He wants them to love Him by obeying His good laws in all that they do, too.

God's people know that they can never love God perfectly like Jesus did. They are sinners. He is the perfect Son of God. But, they know that God promises to help them love Him most of all, by His Holy Spirit living in their hearts. We can become God's people, too, when we turn away from our sins and trust in Jesus as our Savior. Then, God will help us love Him most of all, too.

Bible Truth 2 Bible Verse: Deuteronomy 6:4-5, ESV

"Hear, O Israel: The LORD our God, the LORD is one. You shall love the LORD your God with all your heart and with all your soul and with all your might."

Learn a Little: "Love the LORD your God with all your heart, all your soul, and all your might."

Meaning

These verses tell us that the LORD is one--He's the one, true God. Moses first spoke these words to the people of Israel, but they are true for us all. God wants everyone to love Him most of all. He wants us to love Him with all our heart, soul, and strength. That's every bit of us! The best, first step to loving God most of all is to turn away from our sins and trust in Jesus as our Savior. This is how we become God's people.

Bible Truth 2 ACTS Prayer

- A** God, we praise You for giving us Jesus so we can know how we should love You.
- C** God, please forgive us for not loving You most of all. Too often we choose to love other people, things, and even ourselves, more than we love You. We need a Savior!
- T** Thank You, God, for promising to help us live like Jesus. You can help us to love You the way You want us to.
- S** God, please work in our hearts. Help us turn away from our sins and trust in Jesus as our Savior. Make us Your people. Help us to love You and live like You want us to live. Help us to love You most of all.

In Jesus' name we pray, Amen.

Bible Truth 2 Story

The Case of the Man Who Left His Money *Matthew 9; Mark 2; Luke 5*

Deep Down Detectives Devotions: Big Question 12, Bible Truth 2 Key Concepts p.8

Songs Used in Bible Truth 2

Big Q & A 12 Song

Big Question 12 Song: How Should God's People Live?

Big Question 12 Bible Verse Song: Walk in Love Ephesians 5:1-2, ESV

Extra Big Question 12 Bible Verse Song: Let Everyone Who Names the Name 2 Timothy 2:19,22, ESV

Big Question 12 Hymn: Trust and Obey, v.1

Big Question 12 Praise Song: I Have Decided to Follow Jesus

Bible Truth 2 Bible Verse Song: Hear, O Hear Deuteronomy 6:4-5, ESV

Extra Bible Truth 2 Bible Verse Song: Your Steadfast Love Is Better than Life Psalm 63:3-4, ESV

listen to or download songs for free at <https://praisefactory.org>: Deep Down Detectives Music page

Go and Tell Bible Truth Concept Craft

Love God Most of All

Craft Description

The children will decorate a heart to remind them to love God most of all.

Materials

White paper or cardstock
White and Black Construction Paper (8.5 x 11 sheets)
Tempera Paint (a few colors)
Glitter Glue (if desired)
Glue

Preparations

1. Print out the card, the word "God" and heart pattern. You may want to print them out on cardstock to make sturdier.
2. Cut out the heart pattern and use it to trace the heart shape onto 8.5" x 11" sheets of the white construction paper. Fold paper along middle of heart with the heart shape on the inside.
3. Cut out the word "God." Also, cut out rectangles out of the black construction paper, making them slightly bigger than the word to make a border around it. Glue word in place (or let children do this as part of their craft.)
4. Mix up tempera paints.

Introducing the Craft:

"Our Big Question is: "How Should God's People Live Each Day? They Should Live Like Jesus...by loving God most of all!" That's something very good to know. But many people don't know that. So, do you know what God wants us to do? He wants us to go and tell others this very important news. So today we are going to make something we can show and tell them, too. Here's what it looks like... (Hold up example of craft)."

Directions

1. Show children your finished craft, reading the words to them.
2. Put a few blobs of paint on the inside of the child's white construction paper. Let them bring the two sides together and firmly press down. Open it back up and the paint should have made a collage of colors. Allow to dry.
3. Glue the word "God" to the middle of the heart. (If desired, you can let the children decorate with glitter glue around the letters in the word "God" before mounting in on the heart.)
4. Glue heart in place on card.
5. Make sure to write each child's name on their craft.
6. If you have time, you can practice saying the words on the card.

Discussion

This is an especially good time to re-read the key concepts and discuss them. See the Deep Down Discussion Sheet for possible questions to talk about.

Craft Wrap-Up:

"At the end of our time together today, you get to take home your Go and Tell crafts. And what are you going to do with them? Show and tell someone the important news you've learned today: "How Should God's People Live Each Day? They Should Live Like Jesus...by loving God most of all!"

Word "God" to place in middle of heart when dry

G O D

G O D

G O D


G O D

G O D

G O D

G O D

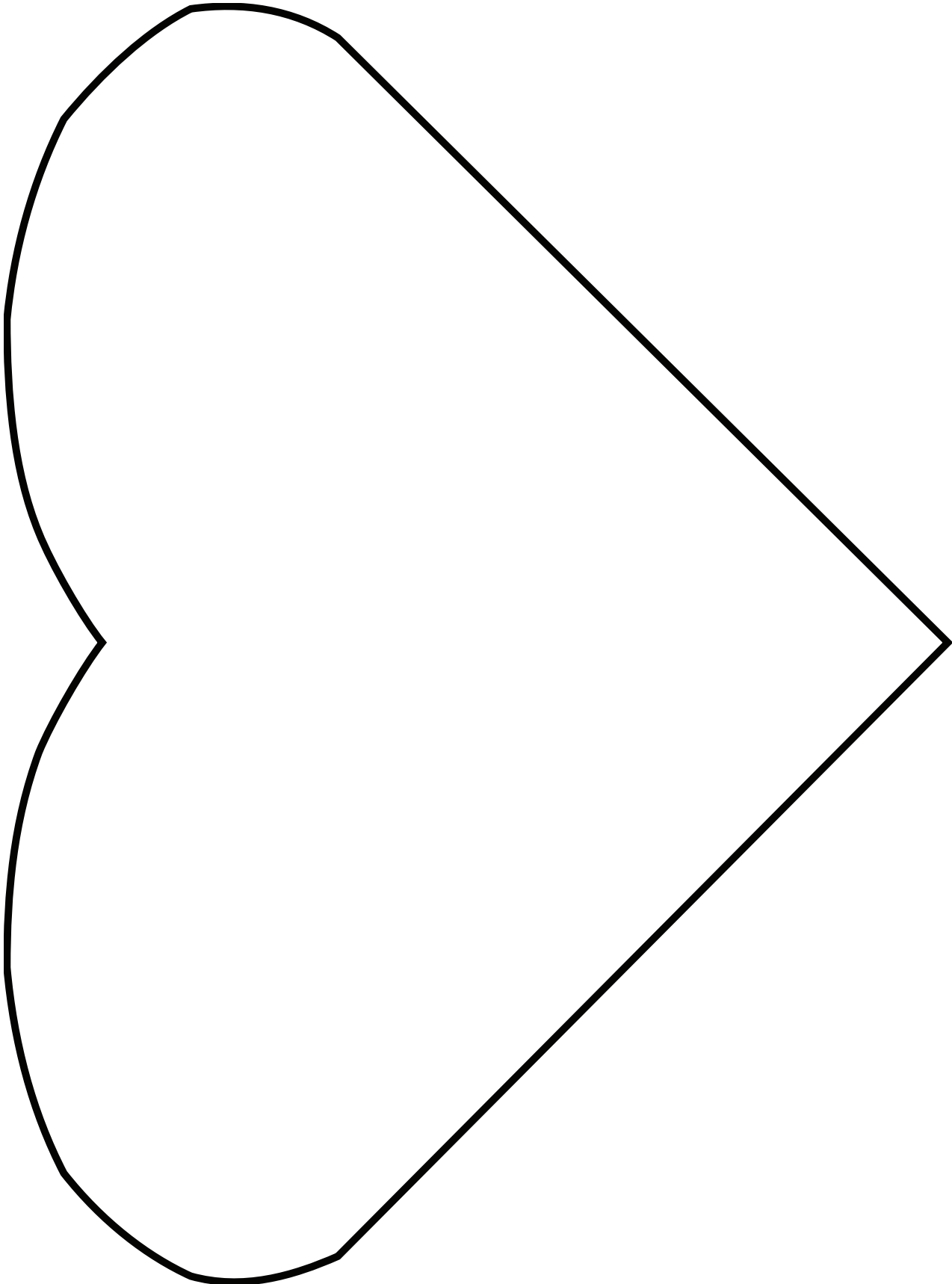
G O D




**How Should God's People Live Each Day?
They Should Live Like Jesus...by loving God most of all!**

"Hear, O Israel: The LORD our God, the LORD is one. You shall love the LORD your God with all your heart and with all your soul and with all your might." -- Deuteronomy 6:4-5, ESV

Heart Pattern






"Our Big Question is: 'How Should God's People Live Each Day? They Should Live Like Jesus...by loving God most of all!' We learned in our story today about how God changed a man named Matthew from being a man who loved nice things most of all to someone who loved God most of all. We learned how the Kingdom of God can come and be in our hearts right now, when we turn away from our sins and trust in Jesus as our Savior, like Matthew did."

The Case of the Man Who Left His Money Jigsaw Puzzle Page


Matthew 9; Mark 2; Luke 5

Make copies of picture and cut out into an appropriate number of pieces for your children.
Or, you can print out color versions of this puzzle by downloading it from praisefactory.org.

"Our Big Question is: "How Should God's People Live Each Day? They Should Live Like Jesus...by loving God most of all!"
We learned in our story today about how God changed a man named Matthew from being a man who loved nice things most of all to someone who loved God most of all. We learned how the Kingdom of God can come and be in our hearts right now, when we turn away from our sins and trust in Jesus as our Savior, like Matthew did.



**CAN YOU GUESS BIBLE TRUTH 3:
How Should God's People Live?
They Should Live Like Jesus...**



**By Loving Other _____
as God Has Loved Them!**

**HINT: This is another word for lots of men and women, boys and girls.
It starts with a "P" and it rhymes with "steeple."**

Deep Down Detective Devotion: Unit 12, Bible Truth 3, Lesson 1



Big Question 12 : How Should God's People Live?

Answer: They Should Live Like Jesus... By Loving Other People as God Has Loved Them!

Bible Truth 3 Meaning

Jesus always loved people with God's love. He loved them in everything He said and did. Jesus even loved His enemies and did good to them, though they were so mean to Him. Most of all, Jesus loved people by being our Savior. On the cross, Jesus took God's punishment for the sins of God's people --all who turn away from their sins and trust in Him as their Savior. Why? So that they could know God in their hearts, now. And, so they could go live with God forever when they die. There is no one who has ever loved us more than Jesus! Jesus wants God's people to love other people with God's love, too. He wants them to love others in everything they say and do. He wants them to tell others how they can be saved and become God's people, too. He even wants them to love their enemies and do them good. God's people need help to live like this. God promises to help them love others, by His Holy Spirit living in their hearts. We can become God's people when we turn away from our sins and trust in Jesus as our Savior. Then, the Holy Spirit will live inside of us and help us to love others with God's love, too.

How do I know this is true? The Bible tells me so!

"Love is patient and kind; love does not envy or boast; it is not arrogant or rude. It does not insist on its own way; it is not irritable or resentful; it does not rejoice at wrongdoing, but rejoices with the truth. Love bears all things, believes all things, hopes all things, endures all things. Love never ends." --1 Corinthians 13:4-8 ESV

Some Questions for You

1. How did Jesus love others? *With God's love, in everything He said and did.*
2. How did Jesus treat His enemies? *He loved them and did good to them, even when they hurt Him.*
3. How did Jesus love His people, most of all? *By dying for them on the cross, taking the punishment they deserved from God for their sins.*
4. How does God want His people to love others? *Like Jesus did.*
5. How should God's people treat their enemies? *Love them and do them good.*
6. How should God's people treat people? *Love them in everything they say and do.*
7. Who will work in God's people's hearts to help them love others? *The Holy Spirit.*
8. How can we become God's people? *By turning away from our sins and trusting in Jesus as our Savior.*

Let's Pray!

- A** God, we praise You for being the God who loves and is able to help us love.
- C** God, please forgive us for not loving others as You want us to. Many times, we choose to love ourselves more than others. We need a Savior!
- T** Thank You, God, for sending Your Son to be our Savior. He loved us in everything He said and did. Thank You for Your Holy Spirit who can help us love others the way You want us to.
- S** God, please work in our hearts. Help us turn away from our sins and trust in Jesus as our Savior. Fill us with Your Holy Spirit. Help us to love You and others as Jesus did. Help us to even love our enemies. In Jesus' name we pray, Amen.

Let's Sing about What We're Learning!

Big Q & A 12 Song from Deep Down Detectives ESV Songs 12, track 12

(sung to the tune of "Twinkle, Twinkle, Little Star")

How should God's people live each day? They should live like Jesus!
 How should God's people live each day? How should God's people live each day?
 How should God's people live each day? They should live like Jesus!

Big Question 12 Action Rhyme Song from Deep Down Detectives ESV Songs 12, track 13

Refrain:

How should God's people live? *Point up to God in heaven*
 How should God's people live? *Point up to God in heaven*
 How should God's people live? *Point up to God in heaven*
 They should live like Jesus!

Verse 1

Jesus loved God most of all, *Touch heart, then point up to God in heaven*
 He loved all people, too,

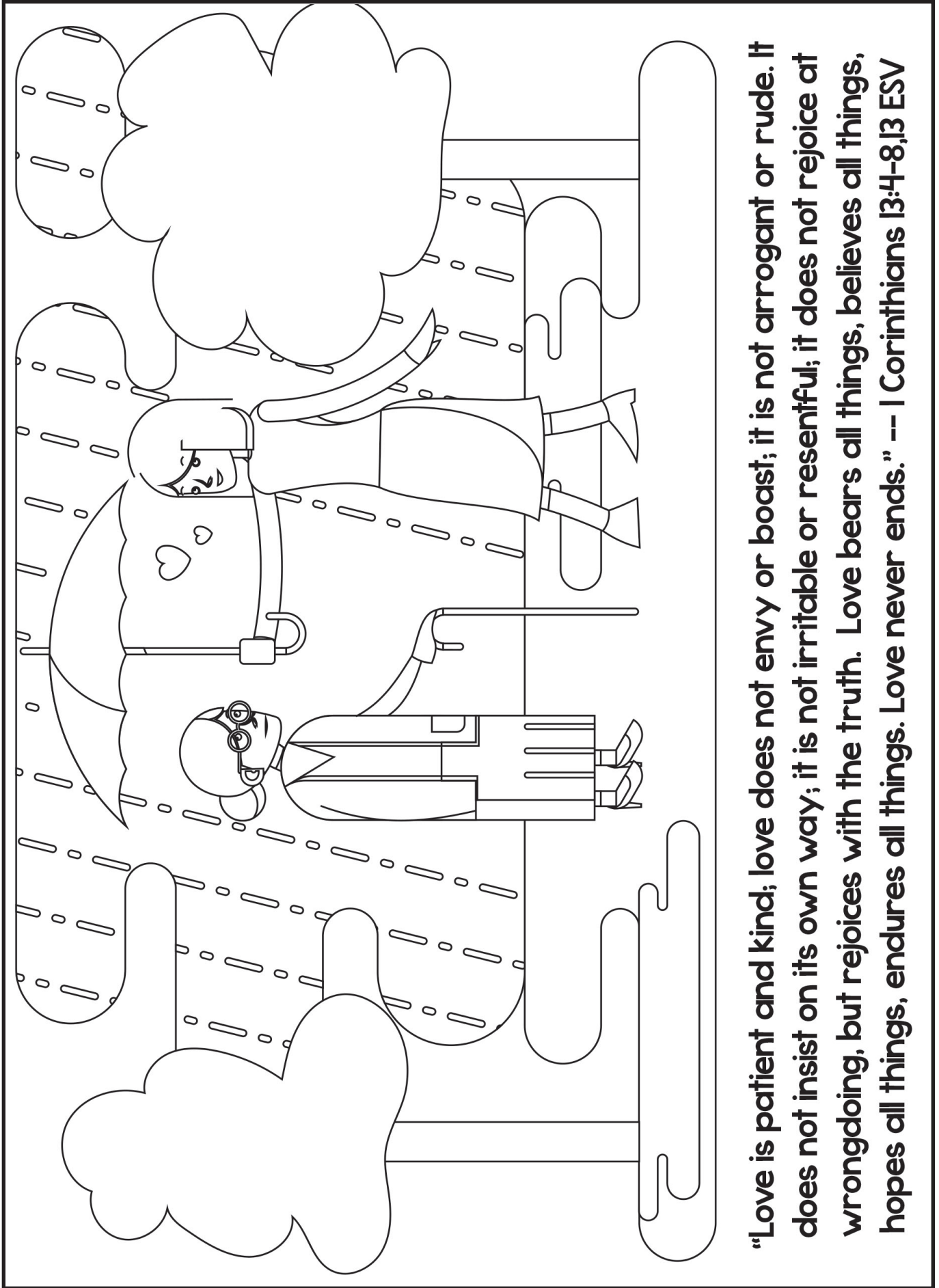
In all that He did *Point out to others*
 and said and thought, *Touch heart*
 He loved them thru and thru. *Refrain*

Verse 2

God's people should love God *Point up to God in heaven*
 most of all,
 They should love others, too, *Point out to others*
 And God the Holy Spirit,

Will help them in all they do. *Touch heart*
Refrain

Go to the Deep Down Detectives Parent Resources for Unit 12 to get the Bible story and many more resources and songs for this unit at praisefactory.org.



“Love is patient and kind; love does not envy or boast; it is not arrogant or rude. It does not insist on its own way; it is not irritable or resentful; it does not rejoice at wrongdoing, but rejoices with the truth. Love bears all things, believes all things, hopes all things, endures all things. Love never ends.” -- 1 Corinthians 13:4-8,13 ESV

Deep Down Detective Devotion: Unit 12, Bible Truth 3, Lesson 2



Big Question 12 : How Should God's People Live?

Answer: They Should Live Like Jesus... By Loving Other People as God Has Loved Them!

How do I know this is true? The Bible tells me so!

"Love is patient and kind; love does not envy or boast; it is not arrogant or rude. It does not insist on its own way; it is not irritable or resentful; it does not rejoice at wrongdoing, but rejoices with the truth. Love bears all things, believes all things, hopes all things, endures all things. Love never ends." --1 Corinthians 13:4-8 ESV

Learn a Little: "Love is patient and kind."

Meaning

These verses tell us how God wants His people to love others. This is how He has treated them through Jesus. He wants them to be like Him and love others this way, too. God's Holy Spirit helps His people love in these ways. He helps them love even when it is very hard. God's Holy Spirit can help us love this way, too, when we turn away from our sins and trust in Jesus as our Savior. This is how we become God's people.

Some Questions for You

1. How does God want His people to treat others? *He wants them to love others.*
2. Who shows us how God wants us to love others? *Jesus does.*
3. What are some ways we can love others, as God wants us to? *We can be patient and kind. We can not insist on our own way.*
4. Does love ever end? *No, it does not!*
5. Who helps God's people love others? *God's Holy Spirit, living inside of them.*
6. How can we become God's people? *By turning away from our sins and trusting in Jesus as our Savior. God's Holy Spirit will come and live inside of us and help us to love others like Jesus did. Ask Him to help you!*
God, we praise You for being the God who loves and is able to help us love.

Let's Pray!

- A** God, we praise You for being the God who loves and is able to help us love.
- C** God, please forgive us for not loving others as You want us to. Many times, we choose to love ourselves more than others. We need a Savior!
- T** Thank You, God, for sending Your Son to be our Savior. He loved us in everything He said and did. Thank You for Your Holy Spirit who can help us love others the way You want us to.
- S** God, please work in our hearts. Help us turn away from our sins and trust in Jesus as our Savior. Fill us with Your Holy Spirit. Help us to love You and others as Jesus did. Help us to even love our enemies.
In Jesus' name we pray, Amen.

Let's Sing Our Bible Verse!

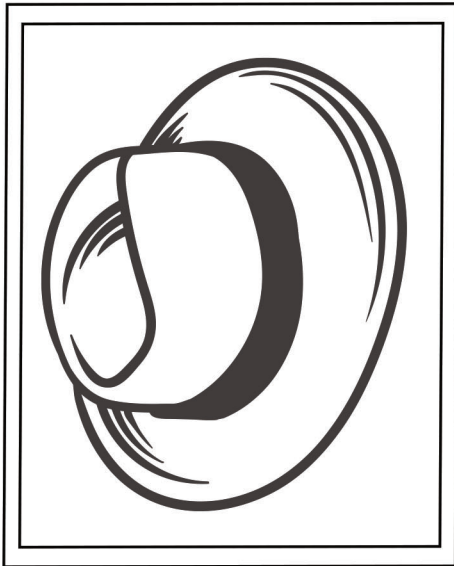
Love from *Deep Down Detectives* ESV Songs 12, track 24

Love is patient, love is kind,
love does not envy or boast,
It is not arrogant or rude,
Does not insist on its own way,
It is not irritable, or resentful,
Does not rejoice in wrong-doing,
but with the truth.

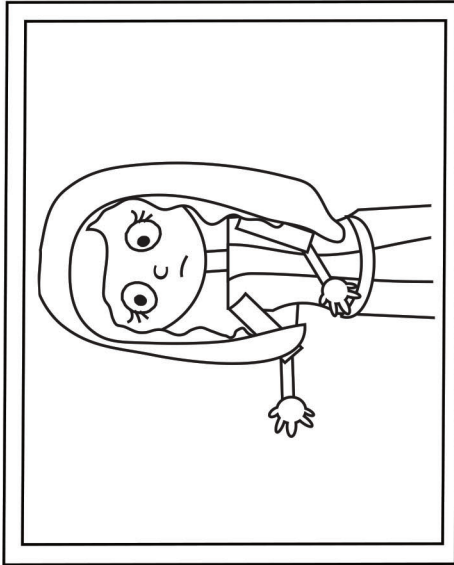
Love bears all things, believes all things,
Hopes and endures all things,
Faith, hope and love abide these three,
but the greatest is love.
Love never ends, love never ends,
love never ends.
Faith, hope and love abide these three,
but the greatest is love.

First Corinthians Thirteen,
four through eight, and thirteen.


Which four of these clues belong in our story? Which two do not? Put an X in the boxes of the four that belong.




A Hat




A Widow



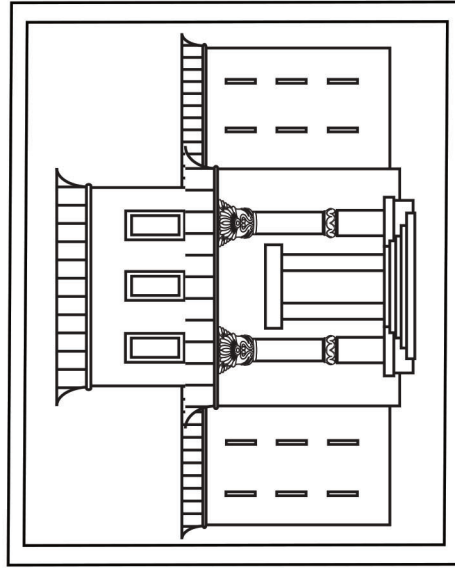
Some Rocks



A Squirrel



A Healed Person



The Temple

Answer: The widow, the rocks, the healed person and the Temple belong. The squirrel and the hat do not.

Deep Down Detective Devotion: Unit 12, Bible Truth 3, Lesson 3



Big Question 12 : How Should God's People Live?

Answer: They Should Live Like Jesus... By Loving Other People as God Has Loved Them!

Bible Truth 3 Meaning

Jesus always loved people with God's love. He loved them in everything He said and did. Jesus even loved His enemies and did good to them, though they were so mean to Him. Jesus loved people most of all by dying on the cross to save us from our sins. He took God's punishment for the sins of all who would ever turn away from their sins and trust in Him as their Savior. Why? So that they could have special closeness with God now. And so that one day when they die, they could live happily with God forever. How great is Jesus' love for people! Jesus wants His people to love other people with God's great, amazing love, too. He wants them to help people in need. He wants them to tell others how they can be saved and become God's people, too. He wants them to love each other with a love that puts others first. He even wants them to be kind to their enemies and pray for them. God's people need help to live like this. God promises to help them love others, by His Holy Spirit living in their hearts. We can become God's people when we turn away from our sins and trust in Jesus as our Savior. Then, the Holy Spirit will live inside of us and help us to love others with God's love, too.

How do I know this is true? The Bible tells me so!

"Love is patient and kind; love does not envy or boast; it is not arrogant or rude. It does not insist on its own way; it is not irritable or resentful; it does not rejoice at wrongdoing, but rejoices with the truth. Love bears all things, believes all things, hopes all things, endures all things. Love never ends." --1 Corinthians 13:4-8 ESV

Some Questions for You

1. What kind of man was Stephen? *He was a man who loved God and loved others. He tried to live out this love in everything he did. He learned God's Word, he prayed to God, he spoke to others about God and he cared for others' needs.*
2. What happened when Stephen told others the good news of Jesus? *Many people were healed of sicknesses, by God's great power. Many people believed in Jesus and trusted Him as their Savior.*
3. Who was not happy about all these people believing in Jesus? *Stephen's enemies.*
4. What did Stephen's enemies do to get him in trouble? *They told lies about him that would make other people really mad.*
5. What did Stephen do when his enemies said lots of lies about him? *He kept on loving them.*
6. What did Stephen do when his enemies were throwing stones at him to kill him? *He kept on loving them. He even asked God to forgive them.*
7. How can God help us love others like this? *By His Holy Spirit working in our hearts. When we turn away from disobeying God and trust in Jesus as our Savior, God will forgive our sins and send the Holy Spirit to work in our hearts. He can help us to love others, like Stephen and Jesus did.*

Let's Pray!

- A** God, we praise You for being the God who loves and is able to help us love.
- C** God, please forgive us for not loving others as You want us to. Many times, we choose to love ourselves more than others. We need a Savior!
- T** Thank You, God, for sending Your Son to be our Savior. He loved us in everything He said and did. Thank You for Your Holy Spirit who can help us love others the way You want us to.
- S** God, please work in our hearts. Help us turn away from our sins and trust in Jesus as our Savior. Fill us with Your Holy Spirit. Help us to love You and others as Jesus did. Help us to even love our enemies. In Jesus' name we pray, Amen.

Let's Praise God Right Now!

Big Q & A 12 Hymn: Trust and Obey, v.1

from *Deep Down Detectives ESV Songs 12, track 16*

Verse 1

When we walk with the Lord,
In the light of His Word,
What a glory He sheds on our way!
While we do His good will;
He abides with us still,
And with all who will trust and obey.

Words: John H. Sammis Music: Daniel B. Towner

Refrain


Trust and obey,
For there's no other way,
To be happy in Jesus,
But to trust and obey.

Big Question 12 Praise Song:

I Have Decided to Follow Jesus

from *Deep Down Detectives ESV Songs 12, track 17*

I have decided to follow Jesus,
I have decided to follow Jesus,
I have decided to follow Jesus,
No turning back, no turning back.

Bible Story for Big Question 12, Bible Truth 3**P.1****The Case of the Man Who Kept on Loving***Acts 6-7*

Dear Parents,

Big Question #12 is: "How Should God's People Live?" Your child is learning that **"They Should Live Like Jesus...By Loving Other People as God Has Loved Them!"**

Here's a copy of the Bible story they are learning along with the "Listening Assignment" for each lesson. These assignments provide a different teaching emphasis for each lesson, helping the children dig deeper into each Bible truth. They match up with your child's take home for each lesson. We hope that these resources help your family to dig down deeper into the truths of God's Word!" Happy digging!

•many more resources for this Big Question came be found online at www.praisefactory.org•

Listening Assignments

"Hey, Kids! Detective Dan, here. Listen carefully to the story and help me answer these questions:

Detective Dan's Lesson #1 Listening Assignment:

I need to know:

- 1. Who was the man who kept on loving?**
- 2. Who did he keep on loving?**

Detective Dan's Lesson #2 Listening Assignment:**Our Bible Verse is 1 Corinthians 13:4-8, ESV**

"Love is patient and kind; love does not envy or boast; it is not arrogant or rude. It does not insist on its own way; it is not irritable or resentful; it does not rejoice at wrongdoing, but rejoices with the truth. Love bears all things, believes all things, hopes all things, endures all things. Love never ends."

I need to know:

- 1. Who lived for God by loving others like this?**
- 2. How did his life show this love?**

Detective Dan's Lesson #3 Listening Assignment:I found six clues, but two of them are **NOT** in the story.

They are: a hat, a widow, some rocks, a squirrel, a healed person, and the Temple.

Hold each of them up for the children to see as you identify them.

I need to know:

- 1. Which four belong in the story and which two don't?**
- 2. Who asked God to forgive his enemies for doing such mean things to him? Who gave him the love to do this?**

Read the assignment questions, THEN SAY,

"Ok, Deep Down Detectives! Put on your best listening ears and see if you can hear the answers to Detective Dan's questions. When I finish telling the story, we will see if we can answer all the questions."

Read the Bible Truth story, answer questions, present the gospel and lead in prayer.

Answers to questions; the gospel; and, ACTS prayer are included with the story text.

The Case of the Man Who Kept on Loving*Acts 6-7*

Story with lines separating paragraphs (text in bold, optional interaction cues in italics)

Stephen was a follower of Jesus. He heard the good news of Jesus and trusted in Him as his Savior. Stephen turned away from living life his own way. Now, he wanted to live God's good way. The Holy Spirit helped Stephen. He lived in Stephen's heart, filling him with love for God and for other people.

But it wasn't just Stephen's heart that was full of love for God and for people. Stephen's life was, too. In everything that Stephen did, he wanted to live out this love for God and for others.

So, Stephen learned God's Word, the Bible, and he prayed. He taught God's Word to others; and, he took care of the older widows in the church (women whose husbands had died and left them with no one to help them). Yes, in these ways and many more, Stephen lived a life of love for God and for other people.

But, there was something ELSE Stephen did that showed his love for God and for others: he told them the good news about Someone very special. Can you guess who that was?

Can you guess?

Stephen told them the good news of Jesus.

"Listen to the good news!" Stephen told them. "Jesus is the Son of God. He is the Savior God promised to send. He suffered and died on the cross to save us from our sins," Stephen told them. "Then on the third day, Jesus rose from the dead to show He had really beaten sin and death.

"Come, turn away from disobeying God! Trust in Jesus as your Savior," Stephen urged all. "God will forgive your sins. You will be His people. You will get to know and love Him now. And when you die, you will go to live with Him and enjoy Him forever!" he promised them.

Sometimes, God did amazing miracles as Stephen shared about Jesus. God did this so everyone would know that this good news was really true. Jesus really was God's Son, the Savior.

But the best miracle of all was what God's Holy Spirit did in the hearts of many who listened to Stephen.

Can you guess?

The Holy Spirit helped them turn away from their sins and trust in Jesus as their Savior. Now, they were God's people and the Holy Spirit lived in their hearts! Stephen and the other followers rejoiced to see God save so many people.

Story with lines separating paragraphs (text in bold, optional interaction cues in italics)

But while Stephen and the other believers rejoiced, others were very upset.

“Something must be done to stop Stephen from saying these things!” these enemies exclaimed. “Stephen is teaching lies to the people,” they said. “Jesus was a fake. He wasn’t really the Son of God. He didn’t save anyone from their sins when he died on the cross. He didn’t rise from the dead,” they said.

“We must stop Stephen, but how?” these enemies wondered. “What can be done?”

Yes, this was quite a problem. Everyone could see how God did amazing things through Stephen. They heard the great wisdom God gave Stephen as he preached. They saw God’s great power in the miracles Stephen did. And, they could see God’s love in Stephen’s care for others. “How can you stop a man like this?” his enemies exclaimed.

But Stephen’s enemies DID think of a way. A very tricky, bad way. Instead of telling the truth about Stephen, they decided to tell lies about Stephen. Big, bad lies that would get Stephen in trouble.

“Stephen is saying bad things about God’s laws,” they told others. “He’s saying bad things about God and the Temple, God’s special worship place,” they lied. Do you think these lies worked?

What do you think?

Yes, they did! People forgot about all the amazing things Stephen did by God’s power. They forgot his words spoken with God’s wisdom, and the loving things he did for others. And instead, they believed the lies of Stephen’s enemies, and they became very angry.

“Let’s get rid of Stephen!” they decided. “He’s saying bad things about God. He should be punished,” they exclaimed. “Let’s take him to the leaders of the Temple, God’s special worship place. They will decide what to do with him!” the people said. So, they grabbed Stephen and took him to the leaders of the Temple.

As Stephen stood before the leaders of the Temple, his enemies told their lies again: “Stephen says that Jesus will break down the Temple, our special worship place. Stephen says that we shouldn’t keep God’s laws the way God’s Word tells us to,” they said.

The leaders were very upset. What awful things these enemies were saying about Stephen! “What do you say about this, Stephen?” the leaders asked him.

Now, it was Stephen’s turn. What would he say? These men had lied about him and about Jesus, yet he had done nothing wrong to them! They were hoping to get him in trouble and maybe even killed. Would he hate these men with his words? It would be easy to want to do that, wouldn’t it? They had treated him so badly.

What do you think Stephen would say? Was his heart filled with hate for these enemies?

Story with lines separating paragraphs (text in bold, optional interaction cues in italics)

But no! Stephen's heart was NOT filled with hate. It was filled with love for God and for people, even these enemies! God's Holy Spirit was at work in Stephen, filling him with the courage to speak God's truth to these leaders; and, filling him with love to forgive them. Everyone could see it in Stephen's face which shone like an angel's, bright with God's goodness and glory.

Stephen answered the leaders, but he had no mean words for his enemies. He just warned them with stories from God's Word.

"There have always been those who hear God's Word and believe," Stephen told them. "And there have always been those who hear God's Word and refuse to believe," he said. "I am one who has heard God's Word and believed. Jesus IS the Savior God promised to send," he told them. "But YOU are the ones who have heard God's Word and have refused to believe. YOU put Jesus, the Savior God sent, on the cross to die!" Stephen exclaimed.

The leaders were furious! They ground their teeth! They plugged their ears! They shouted out loud! They didn't want to hear anything more from Stephen! They grabbed Stephen and dragged him down the street and outside the city. They wanted to kill him, just like the other enemies did! How could Stephen say that THEY refused to believe God's Word? They were the leaders of the Temple and the keepers of God's Word!

Some picked up stones and threw them at him. Oh, no!

What would Stephen say now? What would he do now? NOW, was his heart filled with hate?

What do you think?

Stephen's heart was STILL filled with love for God and for others—even these men who were his enemies!

Stephen looked up and saw Jesus in heaven. Stephen knew he would soon be home with Him. Stephen forgave his enemies and asked for God to forgive them, too: "Lord, do not hold this sin against them," he pleaded.

Then, Stephen died and went to be with Jesus in heaven. Stephen had lived and died with a heart full of love for God and others. God's Holy Spirit had helped him love like this. He had even helped Stephen to love his enemies and forgive the mean things they did to him.

Now, in heaven, Stephen would go on living and loving, but in a way far better than he had ever enjoyed on earth. And there, he would be with His dear Savior, Jesus, face to face forever.

Cracking the Case: (story wrap-up for Listening Assignments)

It's time to see how we did with our Listening Assignment.

Detective Dan's Lesson 1 Listening Assignment:

- 1. Who was the man who kept on loving?** Stephen.
- 2. Who did he keep on loving?** He kept on loving everyone. He even kept on loving his enemies, even as they were hurting him.

For You and Me:

Stephen loved God and others his whole life. He even loved his enemies who were so mean to him! God wants all His people to love others as Stephen did AND as Jesus did! God knows no one can love others like this on their own, especially enemies. But He promises to give His Holy Spirit to help His people love others, even when it is very hard! We can become God's people when we turn away from our sins and trust in Jesus as our Savior. His Holy Spirit can come live in us and help us love others like this, too.

**Detective Dan's Lesson 2 Listening Assignment:
Our Bible Verse is 1 Corinthians 13:4-8, ESV**

"Love is patient and kind; love does not envy or boast; it is not arrogant or rude. It does not insist on its own way; it is not irritable or resentful; it does not rejoice at wrongdoing, but rejoices with the truth. Love bears all things, believes all things, hopes all things, endures all things. Love never ends."

I need to find out:

- 1. Who lived for God by loving others like this?** Stephen.
- 2. How did his life show this love?** He tried to always love others. He even kept on loving his enemies as they were hurting him. He always tried to love God most of all, too. He kept on living for God, even when his enemies told him to stop talking about Jesus. He even chose to die, rather than stop living the way God wanted him to live.

For You and Me:

God wants His people to love Him most of all. He wants them to love others and live like Jesus. But God knows how weak His people are. He knows they can't love Him or others the way He wants them to by themselves. That's why He forgives their sins through Jesus. And that's why He sends His Holy Spirit to live inside of them and help them. He helps them love God and others in ways they could never love on their own. We can become God's people when we turn away from our sins and trust in Jesus as our Savior. Ask Him to help you do this. He loves to answer this prayer.

Detective Dan's Lesson 3 Listening Assignment:

Our six clues were: a hat, a widow, some rocks, a squirrel, a healed person, and the Temple.

1. Which four belong in our story?

The widow, the rocks, the healed person and the Temple belong. The squirrel and the hat do not.

2. Who asked God to forgive his enemies for doing such mean things to him? Who gave him the love to do this? Stephen did. God did, through His Holy Spirit living inside of Stephen and helping him.

For You and Me:

God wants His people to love Him most of all. He wants them to love others and live like Jesus. But God knows how weak His people are. He knows they can't love Him or others the way He wants them to by themselves. That's why He forgives their sins through Jesus. And that's why He sends His Holy Spirit to live inside of them and help them. He helps them love God and others in ways they could never love on their own. We can become God's people when we turn away from our sins and trust in Jesus as our Savior. Ask Him to help you do this. He loves to answer this prayer.

The Gospel (story wrap-up if NOT using Listening Assignments)**Our Bible Truth is:**

How Should God's People Live?

They Should Live Like Jesus!

By Loving Other People as God Has Loved Them!

God wants all of His people to love others the way He has loved them. He EVEN wants His people to love their enemies by forgiving them, like Stephen did. Why should they do this? Because of how much God has forgiven them! He has forgiven all their sins through Jesus! And HOW can God's people love others and forgive like this? The same way Stephen did: by the Holy Spirit living in their hearts, helping them.

Can WE ever love like this? Yes, we can! God can work in our hearts. He can help us to turn away from our sins and trust in Jesus as our Savior. And if we do, then God will make us His people and He will fill us with His Holy Spirit, giving us hearts full of love for Him and for others. He can even help us to love our enemies and forgive them, like Stephen did.

Close in prayer.

Closing ACTS Prayer

- A** God, we praise You for being the God who loves and is able to help us love.
- C** God, please forgive us for not loving others as You want us to. Many times, we choose to love ourselves more than others. We need a Savior!
- T** Thank You, God, for sending Your Son to be our Savior. He loved us in everything He said and did. Thank You for Your Holy Spirit who can help us love others the way You want us to.
- S** God, please work in our hearts. Help us turn away from our sins and trust in Jesus as our Savior. Fill us with Your Holy Spirit. Help us to love You and others as Jesus did. Help us to even love our enemies.

In Jesus' name we pray, Amen.

Big Question 12, Bible Truth 3 Overview: Key Concepts

p.7

Unit 12: God's People Live for Him

Unit Big Question (and Answer): How Should God's People Live? They Should Live Like Jesus!

Unit Bible Verse: "Be imitators of God, as beloved children. And walk in love, as Christ loved us and gave himself up for us." --Ephesians 5:1-2, ESV

Bible Truth 3 Concept: They Should Live Like Jesus... By Loving Other People as God Has Loved Them

Jesus always loved people with God's love. He loved them in everything He said and did. Jesus even loved His enemies and did good to them, though they were so mean to Him.

Most of all, Jesus loved people by being our Savior. On the cross, Jesus took God's punishment for the sins of God's people --all who turn away from their sins and trust in Him as their Savior. Why? So that they could know God in their hearts, now. And, so they could go live with God forever when they die. There is no one who has ever loved us more than Jesus!

Jesus wants God's people to love other people with God's love, too. He wants them to love others in everything they say and do. He wants them to tell others how they can be saved and become God's people, too. He even wants them to love their enemies and do them good.

God's people need help to live like this. God promises to help them love others, by His Holy Spirit living in their hearts. We can become God's people when we turn away from our sins and trust in Jesus as our Savior. Then, the Holy Spirit will live inside of us and help us to love others with God's love, too.

Bible Truth 3 Bible Verse: 1 Corinthians 13:4-8, ESV

"Love is patient and kind; love does not envy or boast; it is not arrogant or rude. It does not insist on its own way; it is not irritable or resentful; it does not rejoice at wrongdoing, but rejoices with the truth. Love bears all things, believes all things, hopes all things, endures all things. Love never ends."

Learn a Little: "Love is patient, love is kind."

Meaning:

These verses tell us how God wants His people to love others. This is how He has treated them through Jesus. He wants them to be like Him and love others this way, too. God's Holy Spirit helps His people love in these ways. He helps them love even when it is very hard. God's Holy Spirit can help us love this way, too, when we turn away from our sins and trust in Jesus as our Savior. This is how we become God's people.

Bible Truth 3 ACTS Prayer

- A** God, we praise You for being the God who loves and is able to help us love.
- C** God, please forgive us for not loving others as You want us to. Many times, we choose to love ourselves more than others. We need a Savior!
- T** Thank You, God, for sending Your Son to be our Savior. He loved us in everything He said and did. Thank You for Your Holy Spirit who can help us love others the way You want us to.
- S** God, please work in our hearts. Help us turn away from our sins and trust in Jesus as our Savior. Fill us with Your Holy Spirit. Help us to love You and others as Jesus did. Help us to even love our enemies.

In Jesus' name we pray, Amen.

Big Question 12, Bible Truth 3 Overview: Key Concepts

p.8

Bible Truth 3 Story

The Case of the Man Who Kept on Loving

Acts 6-7

Songs Used in Bible Truth 3

Big Q & A 12 Song

Big Question 12 Song: How Should God's People Live?

Big Question 12 Bible Verse Song: Walk in Love Ephesians 5:1-2, ESV

Extra Big Question 12 Bible Verse Song: Let Everyone Who Names the Name 2 Timothy 2:19,22, ESV

Big Question 12 Hymn: Trust and Obey, v.1

Big Question 12 Praise Song: I Have Decided to Follow Jesus

Bible Truth 3 Bible Verse Song: Love 1 Corinthians 13:4-8, ESV

Extra Bible Truth 3 Bible Verse Song: Love Is Patient 1 Corinthians 13:4-8, ESV

listen to or download songs for free at <https://praisefactory.org>: Deep Down Detectives Music page

Go and Tell Bible Truth Concept Craft

Love One Another Paper Dolls

Craft Description

The children will make a paper chain of people to remind them of how God wants us to love one another.

Materials

White paper or cardstock

11" x 17" printer paper or construction Paper, 1 per 2 crafts (Paper Chain version only)

Markers or crayons

Fabric Scraps, Yarn, Jiggly Eyes (optional, but fun)

Glue

Preparations

There are 2 versions of this craft.

Version 1: Take Home Sheet

1. Print out the craft page with the figures and the verse on it, one per child. Print out the sheet with hearts on it. You need 3 hearts per craft.

2. Cut up fabric scraps and yarn into small pieces for children to use to decorate the dolls. Or, just let them color them in.

3. Set out markers/crayons, glue.

Version 2: Paper Doll Chain

1. Print out only the sheet with the paper doll pattern and the hearts. You will need 3 hearts per craft.

2. Cut out hearts and the half-doll template.

2. Fold construction paper in accordion fan fashion(over and under) along the in front of you with long side (28") as height.

3. Cut poster board cross-wise in strips of the same height (plus a little extra) of the half-doll template. Fold the poster board in accordion fan fashion (over and under) along the end of the left hand of the doll (the doll's left, not yours!). You should wind up with 3 folds with extra on the last fold. (If desired, you may want to use a yard stick to mark the poster board in even folding sections.)

4. Lay doll template on top of the folded paper, mid-section of doll along outer fold; then, cut around the template through all layers. This gives you a paper chains of 3 dolls. Continue until you have a paper chain for each child.

5. Finish preparation with steps 2-3 of other version of this craft.

Introducing the Craft:

"Our Big Question is: "How Should God's People Live Each Day? They Should Live Like Jesus...by loving other people as God has loved them!" That's something very good to know. But many people don't know that. So, do you know what God wants us to do? He wants us to go and tell others this very important news. So today we are going to make something we can show and tell them, too. Here's what it looks like... (Hold up example of craft)"

Directions for both versions

1. Show children your finished craft, reading the words to them.

2. Have the children color in/decorate their dolls with crayons, fabric scraps, yarn, jiggly eyes, etc.

3. Color in and glue hearts on each doll when finished decorating.


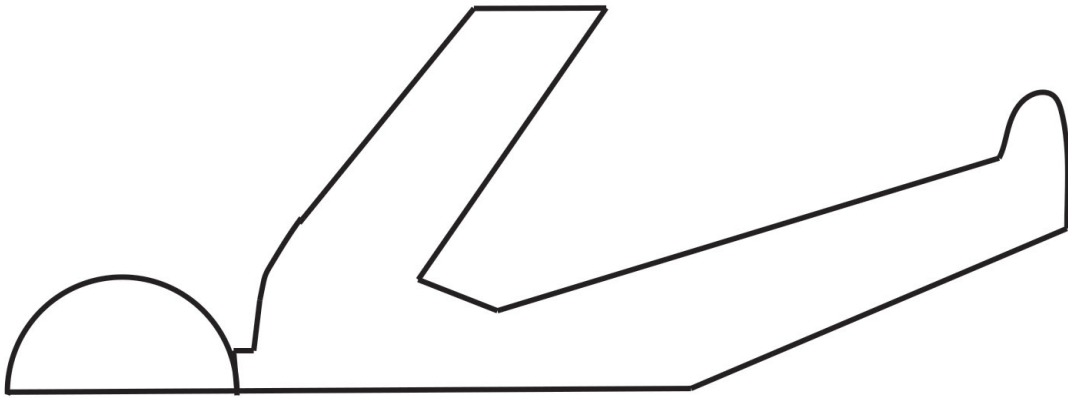
Discussion

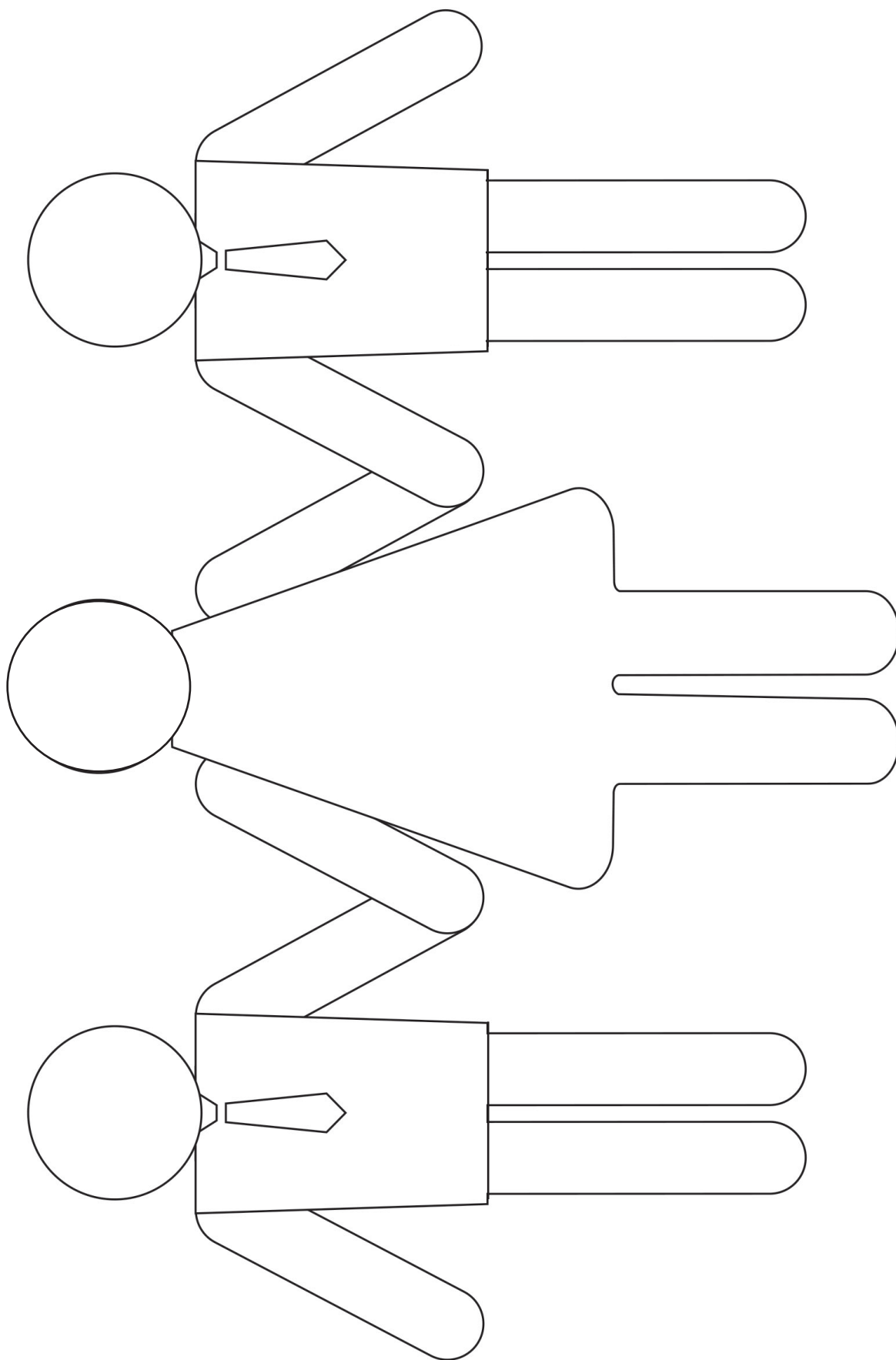
This is an especially good time to re-read the key concepts and discuss them. See the Deep Down Discussion Sheet for possible questions to talk about.

Craft Wrap-Up:

"At the end of our time together today, you get to take home your Go and Tell crafts. And what are you going to do with them? Show and tell someone the important news you've learned today: "How Should God's People Live Each Day? They Should Live Like Jesus...By Loving Other People as God Has loved them!"

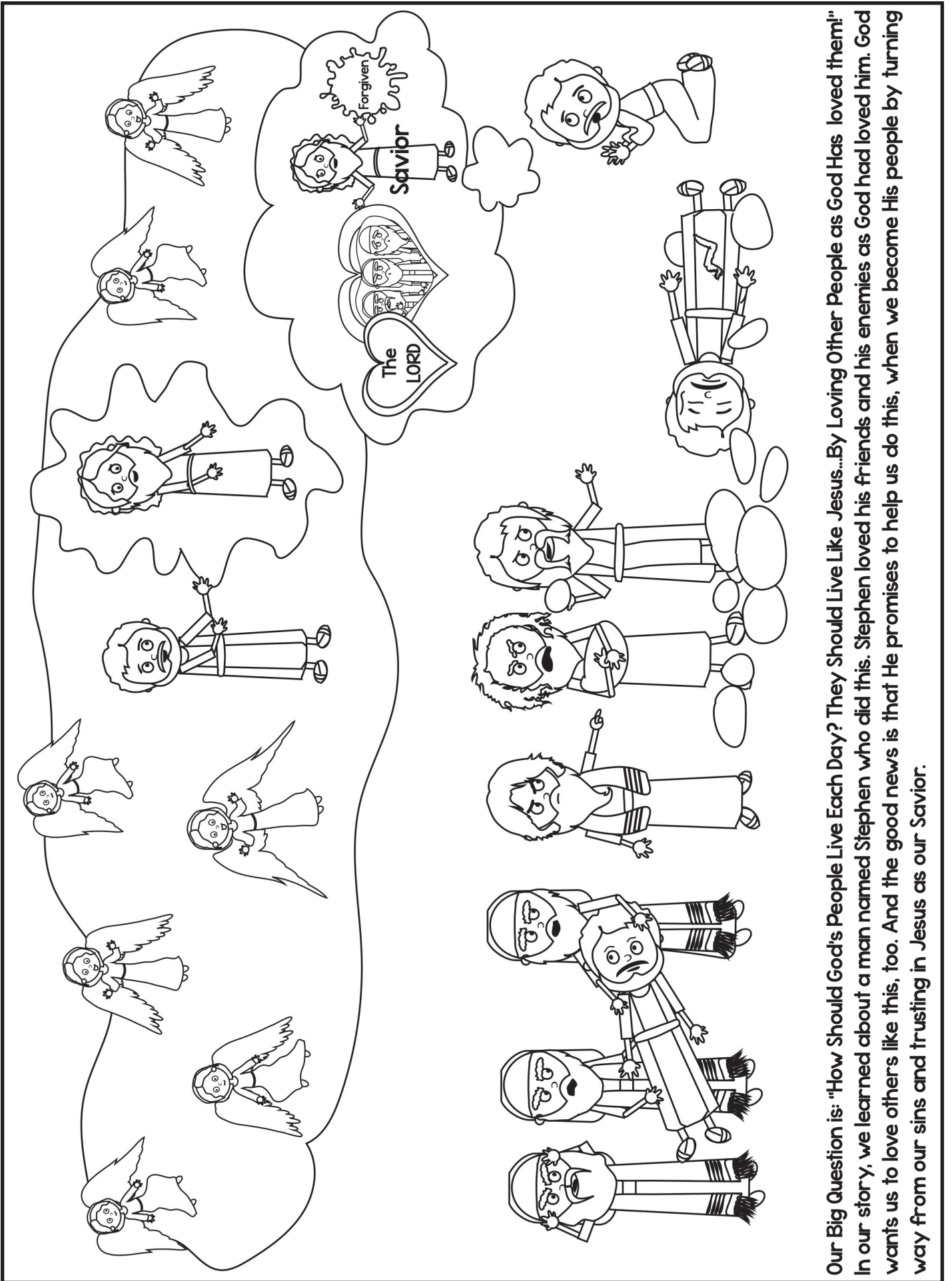
Patterns for Paper Doll Chain and Hearts





**How Should God’s People Live Each Day?
They Should Live Like Jesus...by loving others as God has loved them!**

“Love is patient and kind; love does not envy or boast; it is not arrogant or rude. It does not insist on its own way; it is not irritable or resentful; it does not rejoice at wrongdoing, but rejoices with the truth. Love bears all things, believes all things, hopes all things, endures all things. Love never ends.”
--1 Corinthians 13:4-8, ESV




Our Big Question is: "How Should God's People Live Each Day? They Should Live Like Jesus...By Loving Other People as God Has loved them!"
In our story, we learned about a man named Stephen who did this. Stephen loved his friends and his enemies as God had loved him. God wants us to love others like this, too. And the good news is that He promises to help us do this, when we become His people by turning away from our sins and trusting in Jesus as our Savior.

The Case of the Man Who Kept on Loving Jigsaw Puzzle Page

Acts 6-7

Make copies of picture and cut out into an appropriate number of pieces for your children.
Or, you can print out color versions of this puzzle by downloading it from praisefactory.org.

Our Big Question is: "How Should God's People Live Each Day? They Should Live Like Jesus...By Loving Other People as God Has loved them!" In our story, we learned about a man named Stephen who did this. Stephen loved his friends and his enemies as God had loved him. God wants us to love others like this, too. And the good news is that He promises to help us do this, when we become His people by turning way from our sins and trusting in Jesus as our Savior.




**CAN YOU GUESS BIBLE TRUTH 4:
How Should God's People Live?
They Should Live Like Jesus...**

By Trusting God and Being

**-----
with What He Wants!**

**HINT: What is the opposite of being sad?
It starts with an "H" and it rhymes
with "snappy."**



Deep Down Detective Devotion: Unit 12, Bible Truth 4, Lesson 1



Big Question 12 : How Should God's People Live?

Answer: They Should Live Like Jesus... By Trusting God and Being Happy with What He Wants!

Bible Truth 4 Meaning

Jesus trusted God, His Father, completely. He knew that what His Father wanted Him to do was always best. He knew His Father would always give Him strength to do whatever He wanted Him to do. Sometimes His Father's plans were very hard, but Jesus knew that His plans were still always best. God wants His people to trust Him like Jesus did. God promises to always take care of them. He promises that even all the sad or bad things they go through, He will use to do good things. He promises to always give them the Holy Spirit to give them the strength to do what He wants them to do. Sometimes it is very hard for God's people to keep trusting God and His plans. Sometimes they want to grumble or be mad at God because of what happens to them. But God wants them to keep on trusting Him, even in those very hard times. He wants them to be happy and keep on believing that He is doing what is best for them. He wants them to keep trusting that He will show Himself to be the good and great God He is. For indeed, God IS so very good and great; and, what He has planned is always best! We can become God's people who trust God, too, when we turn away from our sins and trust in Jesus as our Savior.

How do I know this is true? The Bible tells me so!

"Trust in the LORD with all your heart, and do not lean on your own understanding. In all your ways acknowledge him, and he will make straight your paths." -- Proverbs 3:5- 6, ESV

Some Questions for You

1. Who did Jesus trust completely? *God, His Father.*
2. What did Jesus think about what God, His Father, wanted Him to do? *That it was always best.*
3. Who did Jesus know would give Him strength to do whatever God wanted Him to do? *God, His Father.*
4. Who should trust God like Jesus did? *God's people.*
5. Who does God always promise to take care of? *His people.*
6. What does God promise to do with all the sad and bad things His people go through? *To use them to do good things.*
7. Who does God promise to give to His people to help them? *The Holy Spirit.*
8. How does God want His people to act about what happens to them? *He wants them not to grumble or get mad, but keep trusting Him and be happy that what He plans is best.*
9. How can we become God's people? *By turning away from our sins and trusting Jesus as our Savior.*

Let's Pray!

- A** God, we praise You for always being good and deserving of our trust. You are always wise and perfect in everything You do and plan.
- C** God, please forgive us for not trusting You when things happen that we don't like or don't understand. Many times, we start doubting that You know what is best when we should keep on trusting You. We need a Savior!
- T** Thank You, God, for always doing what is best. Thank You that we can always trust You and be happy with what You allow in our lives. Even if we don't understand, we know You do.
- S** God, please work in our hearts. Help us turn away from our sins and trust in Jesus as our Savior. Help us to love You. Help us to trust You with everything in our lives. Help us to be happy with what You choose, even when it is hard and even when we don't understand. In Jesus' name we pray, Amen.

Let's Sing about What We're Learning!

Big Q & A 12 Song from *Deep Down Detectives ESV Songs 12, track 12* (sung to the tune of "Twinkle, Twinkle, Little Star")

How should God's people live each day? They should live like Jesus!
 How should God's people live each day? How should God's people live each day?
 How should God's people live each day? They should live like Jesus!

Big Question 12 Action Rhyme Song from *Deep Down Detectives ESV Songs 12, track 13*

Refrain:

How should God's people live?
 How should God's people live?
 How should God's people live?
 They should live like Jesus!

Point up to God in heaven

Verse 1

Jesus loved God most of all,
 He loved all people, too,
 In all that He did

Touch heart, then point up to God in heaven

and said and thought,
 He loved them thru and thru. *Refrain*

*Point out to others
 Touch heart*

Verse 2


God's people should love God
 most of all,
 They should love others, too,
 And God the Holy Spirit,
 Will help them in all they do.

*Point up to God in heaven
 Point out to others*

Touch heart

Refrain

Go to the Deep Down Detectives Parent Resources for Unit 12 to get the Bible story and many more resources and songs for this unit at praisefactory.org.



**“Trust in the LORD with all your heart, and do not lean on your own understanding.
In all your ways acknowledge him, and he will make straight your paths.”**

-- Proverbs 3:5- 6, ESV

Deep Down Detective Devotion: Unit 12, Bible Truth 4, Lesson 2



Big Question 12 : How Should God's People Live?

Answer: They Should Live Like Jesus... By Trusting God and Being Happy with What He Wants!

How do I know this is true? The Bible tells me so!

"Trust in the LORD with all your heart, and do not lean on your own understanding. In all your ways acknowledge him, and he will make straight your paths." -- Proverbs 3:5- 6, ESV

Learn a Little: "Trust in the LORD with all your heart."

Meaning

These verses remind us that we can always trust the LORD and His good plans, even when we don't understand what He is doing. He wants us not to depend on ourselves or what we see, but on Him, His Word, and His good plans. And when we do, we can know that He will show us what He wants us to do, every day of our lives.

Some Questions for You

1. Who can we always trust? *The LORD.*
2. Does God still have good plans, even when we don't understand them? *Yes, He does!*
3. What book tells us of God's good plans and promises? *The Bible.*
4. When we trust in the LORD with our lives, what can we know He will show us each day? *What He wants us to do. How He wants us to live.*
5. What is the best, first step we should take if we want to trust in the LORD? *We can ask God to help us to turn away from our sins and trust in Jesus as our Savior. He loves to answer these prayers!*

Let's Pray!

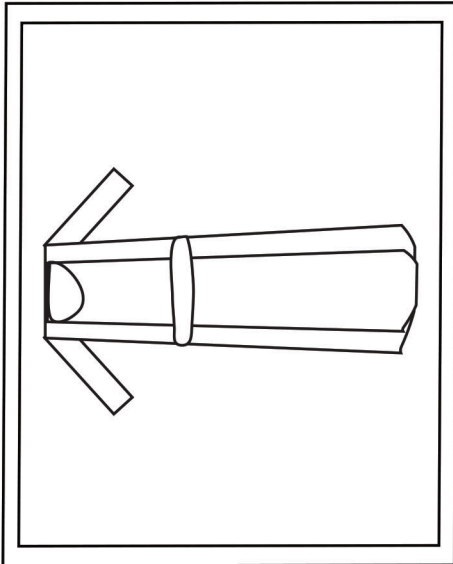
- A** We praise You, God, that You are the great and awesome God. There is no god like you. You are everywhere, all the time. You see everything there is to see. You are always with us.
- C** God, You are always with us. Nothing is hidden from You. We know You see us disobey You every single time. We need a Savior! Please forgive us through Jesus!
- T** Thank You, God, for always being with us wherever we are. Thank You that even when we feel very alone, You are there. We can always turn to You and ask You for help.
- S** Help us to turn away from our sins and trust in Jesus as our Savior. Help us to live to please You as You watch us. Help us to depend on You to take care of us. In Jesus' name we pray, Amen.

Let's Sing Our Bible Verse!

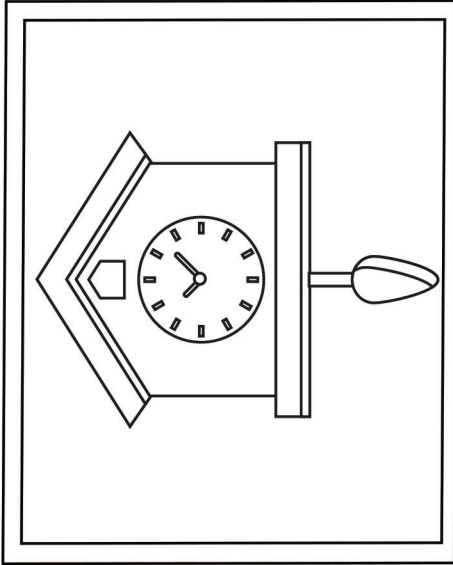
Trust: Proverbs 3:5-6 from *Deep Down Detectives ESV Songs 12, track 26*

Trust in the LORD,
Trust in the LORD,
Trust in the LORD with all your heart,
And do not lean,
And do not lean,
On your own understanding,
In all your ways, acknowledge Him,
In all your ways acknowledge Him,
And He will make straight your paths,
And He will make straight your paths.
Proverbs Three, five and six.

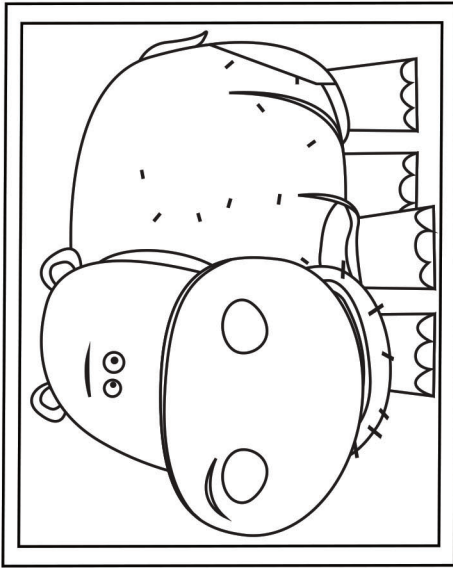
Which four of these clues belong in our story? Which two do not? Put an X in the boxes of the four that belong.




Rich Clothes




A Clock



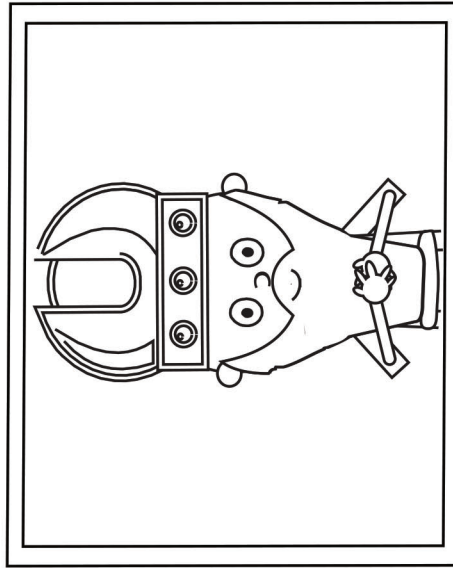
A Hippo



A Big Statue



A Hot Fire



A Mighty King

Answer: The rich clothes, the big statue, the hot fire, and the mighty king belong. The clock and the hippo do not.

Deep Down Detective Devotion: Unit 12, Bible Truth 4, Lesson 3



Big Question 12 : How Should God's People Live?

Answer: They Should Live Like Jesus... By Trusting God and Being Happy with What He Wants!

Bible Truth 4 Meaning

Jesus trusted God, His Father, completely. He knew that what His Father wanted Him to do was always best. He knew His Father would always give Him strength to do whatever He wanted Him to do. Sometimes His Father's plans were very hard, but Jesus knew that His plans were still always best. God wants His people to trust Him like Jesus did. God promises to always take care of them. He promises that even all the sad or bad things they go through, He will use to do good things. He promises to always give them the Holy Spirit to give them the strength to do what He wants them to do. Sometimes it is very hard for God's people to keep trusting God and His plans. Sometimes they want to grumble or be mad at God because of what happens to them. But God wants them to keep on trusting Him, even in those very hard times. He wants them to be happy and keep on believing that He is doing what is best for them. He wants them to keep trusting that He will show Himself to be the good and great God He is. For indeed, God IS so very good and great; and, what He has planned is always best! We can become God's people who trust God, too, when we turn away from our sins and trust in Jesus as our Savior.

How do I know this is true? The Bible tells me so!

"Trust in the LORD with all your heart, and do not lean on your own understanding. In all your ways acknowledge him, and he will make straight your paths." -- Proverbs 3:5- 6, ESV

Some Questions for You

1. What was the name of the mighty king of Babylon? *King Nebuchadnezzar.*
2. Why were Shadrach, Meshach, and Abednego marching to King Nebuchadnezzar's home? *They had been captured and were being made to work for their enemies in their home city.*
3. What did Shadrach, Meshach, and Abednego remember that helped them trust God as their enemies took them away? *They remembered God's promises.*
4. Why did King N. want to make Shadrach, Meshach, and Abednego his helpers and give them lots of nice things? *So they would forget the LORD and their own land.*
5. What did King N want everyone to bow down to? *A great, golden idol.*
6. What happened to Shadrach, Meshach, and Abednego when they didn't bow down? *They were taken to the king and given another chance to worship the idol, but they would not do it.*
7. Why did Shadrach, Meshach, and Abednego keep on trusting in the LORD and were willing to be thrown into the fiery furnace? *They knew the LORD was the one, true God. They know He could save them, if it was His good and perfect will.*
8. What happened to Shadrach, Meshach, and Abednego when they were thrown into the fire? *They were not burned up, but protected by God. They were joined by an angel (maybe Jesus).*
9. What did King N. say when he saw that the LORD had protected Shadrach, Meshach, and Abednego? *He proclaimed the LORD to be the Most High God and should be honored by all peoples.*
10. What is the best first step God wants us to take in learning to trust Him, like Shadrach, Meshach, and Abednego did? *We can ask God to help us to turn away from our sins and trust in Jesus as our Savior. He loves to answer these prayers!*

Let's Pray!

- A** We praise You, God, that You are the great and awesome God. There is no god like you. You are everywhere, all the time. You see everything there is to see. You are always with us.
- C** God, You are always with us. Nothing is hidden from You. We know You see us disobey You every single time. We need a Savior! Please forgive us through Jesus!
- T** Thank You, God, for always being with us wherever we are. Thank You that even when we feel very alone, You are there. We can always turn to You and ask You for help.
- S** Help us to turn away from our sins and trust in Jesus as our Savior. Help us to live to please You as You watch us. Help us to depend on You to take care of us. In Jesus' name we pray, Amen.

Let's Praise God Right Now!

Big Q & A 12 Hymn: Trust and Obey, v.1

from *Deep Down Detectives ESV Songs 12, track 16*

Verse 1

When we walk with the Lord,
In the light of His Word,
What a glory He sheds on our way!
While we do His good will;
He abides with us still,
And with all who will trust and obey.


Refrain

Trust and obey,
For there's no other way,
To be happy in Jesus,
But to trust and obey.

Big Question 12 Praise Song: I Have Decided to Follow Jesus

from *Deep Down Detectives ESV Songs 12, track 17*

I have decided to follow Jesus,
I have decided to follow Jesus,
I have decided to follow Jesus,
No turning back, no turning back.

**The Case of the Faith that Faced Fire***Daniel 1-3*

Dear Parents,

Big Question #12 is: "How Should God's People Live?" Your child is learning that They Should Live Like Jesus...By Trusting God and Being Happy with What He Wants!"

Here's a copy of the Bible story they are learning along with the "Listening Assignment" for each lesson. These assignments provide a different teaching emphasis for each lesson, helping the children dig deeper into each Bible truth. They match up with your child's take home for each lesson. We hope that these resources help your family to dig down deeper into the truths of God's Word!" Happy digging!

•many more resources for this Big Question can be found online at www.praisefactory.org•

Listening Assignments

"Hey, Kids! Detective Dan, here. Listen carefully to the story and help me answer these questions:

Detective Dan's Lesson #1 Listening Assignment:

I need to find out:

- 1. Who did the king order to be thrown into the fire?**
- 2. What did God give them faith to do?**

Detective Dan's Lesson #2 Listening Assignment:**Our Bible Verse is Proverbs 3:5-6:**

"Trust in the LORD with all your heart, and do not lean on your own understanding. In all your ways acknowledge him, and he will make straight your paths."

I need to find out:

- 1. Who had to trust in the Lord in ways far bigger than they could understand?**
- 2. How did the Lord show his faithfulness to them?**

Detective Dan's Lesson #3 Listening Assignment:

I found six clues, but only 4 of them are in the story.

They are: rich clothes, a clock, a hippo, a big statue, a hot fire, and a mighty king. *Hold each of them up for the children to see as you identify them.*

I need to figure out:

- 1. Which four belong in our story?**
- 2. Who chose to praise the Lord and keep worshiping him even when it almost cost them their lives?**

Read the assignment questions, THEN SAY,

"Ok, Deep Down Detectives! Put on your best listening ears and see if you can hear the answers to Detective Dan's questions. When I finish telling the story, we will see if we can answer all the questions."

Read the Bible Truth story, answer questions, present the gospel and lead in prayer.

Answers to questions; the gospel; and, ACTS prayer are included with the story text.

The Case of the Faith that Faced Fire *Daniel 1-3**Story with lines separating paragraphs (text in bold, optional interaction cues in italics)*

“March, march, march!” Enemy soldiers marched into Jerusalem. They tore down the Temple. They burned up the city. And now, they were forcing Shadrach, Meshach, Abednego, and many others to leave Jerusalem and go far away to Babylon to be their slaves.

Shadrach, Meshach, and Abednego were sad to leave their home and work for their enemies; but, they remembered the LORD’s messages through His prophets Isaiah, Jeremiah and Ezekiel.

“You people of Judah have kept on disobeying Me and worshipping fake gods. I’ve been patient for a long time. I’ve warned you and urged you to change, but you still disobey Me. Now, I will let your enemies attack you and take you away to work for them in Babylon,” the LORD told them. **“I’m punishing you that you might turn from your sins and return to Me.”**

“Don’t be afraid. I’ll take care of you. I’ll be with you. I’ll change your hearts with my Spirit, so you’ll want to obey Me. I’ll bring you back home to Judah,” He comforted them. **“And best of all, one day, I’ll send a Savior to save you from your sins. So, trust in Me! Be happy with what I want! I am the LORD, the great, one, true God,”** the LORD promised them.

Shadrach, Meshach, and Abednego held onto the LORD’s promises. They chose to trust in Him and be happy with what He wanted, even though they had to live far away in Babylon and work for their enemies.

Now, there was a mighty king who ruled over Babylon. He had a BIG name. Are you ready for it? It’s King Nebuchadnezzar!

Can you say Nebuchadnezzar?

King Nebuchadnezzar had a helper named Ashpenaz. Ashpenaz had a very important job. He was supposed to pick out the smartest, most handsome, young men from among the slaves and teach them to be new helpers for King Nebuchadnezzar. When Ashpenaz looked among the people of Judah for the smartest, most handsome, young men, who do you think he picked?

Can you guess who?

He picked Shadrach, Meshach, and Abednego!

“Come with me. You’re the kind of men King Nebuchadnezzar wants for his new helpers,” Ashpenaz told them. **“You are to go to the King’s helper school. You’ll eat the best food and wear the finest robes and hats,”** Ashpenaz told them. **“You’ll learn about mighty King Nebuchadnezzar and the great gods of Babylon. Then, you’ll work in the king’s beautiful palace and help him make good decisions,”** Ashpenaz explained.

Story with lines separating paragraphs (text in bold, optional interaction cues in italics)

Wow! What a good life King Nebuchadnezzar was offering Shadrach, Meshach, and Abednego! The best food to eat, the finest robes and hats to wear, and the honor of working in the rich palace of the mighty king, himself! What could be better than this?

What food do you think is the best food? What would it be like to work for a mighty king?

But Shadrach, Meshach, and Abednego knew the truth. King Nebuchadnezzar was being tricky! He was giving them all these nice things so they would forget their home, the LORD, and the Bible, God's Word. Nebuchadnezzar wanted them to honor him and his fake gods instead!

And what would happen to Shadrach, Meshach, and Abednego if they didn't honor King Nebuchadnezzar and his fake gods? They were soon to find out.

What do you think? What would the king do?

King Nebuchadnezzar was very proud of himself. "I am the greatest king on earth! Look at all the lands I've captured and all the people I've made into my workers," he boasted.

"I'm going to make a great, golden statue for everyone to worship," he decided. "Then, everyone will honor me and serve the great gods I worship."

King Nebuchadnezzar ordered his workers to get started. "Build me a great, golden statue. Make it as high as a tall building. Put it where everyone can gather around it and worship it," the king told them.

The workers obeyed the king. They built the great, golden statue, just as the king ordered. And when it was finished, oh, how tall it was! And oh, how golden it was! It was amazing!

Then, King Nebuchadnezzar sent word to all the people: "When the musicians play their music, you are to fall down and worship the golden statue. This shows you honor me and serve my gods," he said.

"But if anyone refuses to worship, I'll have him thrown straight into a hot, fiery furnace," the king warned.

No one wanted to be thrown into the furnace and die. So, when the musicians played their music, Everyone was quick to obey. They all fell down before the statue and worshipped.

All, that is, except for three men.

Can you guess who the three were?

Shadrach, Meshach, and Abednego!

Story with lines separating paragraphs (text in bold, optional interaction cues in italics)

Yes, these three men **REFUSED** to fall down and worship that great, golden statue. The LORD was the only God they worshipped. He alone was the one, true God, and Shadrach, Meshach, and Abednego knew it. They weren't going to stop worshipping the LORD, even though the king threatened to throw them in a fiery furnace. So, there they stood while everyone else bowed down, sure that someone would notice.

Someone did notice! They went straight to the king with the news. "Shadrach, Meshach, and Abednego don't care about you or your gods," they exclaimed. "They refuse to fall down and worship your great, golden statue," they told the king.

Nebuchadnezzar was furious! He ordered Shadrach, Meshach, and Abednego to be brought before him. "Listen to the music and fall down before my great, golden statue. Show me that you worship the statue and serve my gods," he ordered. "Do it now or be thrown into the fiery furnace! Furnace! Then, what god can rescue you?" the king demanded.

Was the king right? Was there really no god who could rescue them?

What do you think?

But, there **WAS** a god who could rescue them. It was the LORD! (SB33) Shadrach, Meshach, and Abednego knew it and they remembered the LORD's promises to them. They would keep on worshipping Him. They would trust in Him alone.

They said to the king, "King Nebuchadnezzar, you're wrong. The LORD, the God whom we serve, can deliver us from your hot, fiery furnace if He wants to. And even if He doesn't choose to rescue us, we'll keep on worshipping Him and we'll still be happy with what He wants," they told the king. "The LORD is the one, true God and He knows what is best!"

King Nebuchadnezzar was even more furious! Shadrach, Meshach, and Abednego were still refusing to bow down and worship his great, golden statue. Now, they would have to die. "Add more wood to the fire! Make it seven times hotter! Tie up these men and throw them in!" the king ordered.

Soon, the fire was raging hot. It was so hot that the king's mighty men died from the heat as they threw Shadrach, Meshach, and Abednego into the flames.

What do you think happened to them?

This should have been the end of Shadrach, Meshach, and Abednego, but it wasn't. King Nebuchadnezzar looked into the fiery furnace and was amazed. There were Shadrach, Meshach, and Abednego walking around in the furnace and the flames didn't burn them up. And strangest of all, was the shining, heavenly person with them, protecting them from the fire with God's great power. (Some people think it was an angel, but others think it was Jesus.)

King Nebuchadnezzar could hardly believe his eyes! "Come out of the fire," the king ordered the men. Shadrach, Meshach, and Abednego obeyed. They walked through the flames and out of that hot furnace. They stood before the king, without a burn on their skin or the smell of smoke on their clothes! Amazing!

Story with lines separating paragraphs (text in bold, optional interaction cues in italics)

King Nebuchadnezzar knew there was only one reason why Shadrach, Meshach, and Abednego were not killed or even hurt in that fiery, hot furnace.

Do you know what it was?

It was because the LORD their God really WAS the great, one, true God!! He was to be trusted and worshipped, just like Shadrach, Meshach, and Abednego had said!

No longer did the king want anyone to bow down before his great, golden statue. It was great. It was golden. But it was NOT God! Now the king had a NEW God he wanted everyone to worship--the one, true God. Can you tell me His name?

Can you tell me?

It was the LORD! So, the king sent out a new announcement, "Praise to the God of Shadrach, Meshach, and Abednego. They trusted in Him rather than worship my great, golden statue. He sent His angel to rescue them. These men deserve to be great leaders in my kingdom; and the LORD, their God, deserves all peoples in my kingdom to honor Him," the king declared. "What a great God He is!" And King Nebuchadnezzar was right!

Cracking the Case: (story wrap-up for Listening Assignments)

It's time to see how we did with our Listening Assignment.

Detective Dan's Lesson 1 Listening Assignment:**1. Who did the king order to be thrown into the fire?**

Shadrach, Meshach, and Abednego.

2. What did God give them faith to do? To NOT bow down to the golden statue, but to keep believing and trusting in Him with their whole lives.

For You and Me:

Like Shadrach, Meshach, and Abednego, the LORD wants us to trust Him and be happy with what He wants, even when it is very hard. The LORD is always good, and His plans are always right, even if we don't understand them. And, He promises to always help His people keep trusting in Him, no matter what. How can we become God's people? By turning away from our sins and trusting in Jesus as our Savior. Ask Him to help you trust in Jesus as your Savior, and to help you trust Him with every day of your life! He loves to answer these prayers!

Detective Dan's Lesson 2 Listening Assignment:**Our Bible Verse is Proverbs 3:5- 6, ESV:**

"Trust in the LORD with all your heart, and do not lean on your own understanding. In all your ways acknowledge him, and he will make straight your paths."

1. Who had to trust in the LORD in ways far bigger than they could understand? Shadrach, Meshach, and Abednego.

2. How did the LORD show His faithfulness to them? He helped them to NOT bow down to the golden statue, but to keep on believing and trusting in Him with their whole lives. He protected them from dying in the fiery furnace, too.

For You and Me:

The LORD can always be trusted. He is always up to good. His plans are always perfect. And because He is so much bigger and greater than us, there will be many times when we don't understand the good things He's up to. That's why God's people are told not to lean on their own understanding, but to keep trusting in the LORD. The LORD knows they can't do this on their own. They need His help. And He is happy to give it! He will always give His people everything they need to keep trusting in Him and be happy with what He wants.

We can become God's people, too, when we turn away from our sins and trust in Jesus as our Savior. Then, God will help us trust Him and be happy with what He wants for our lives, too.

Detective Dan's Lesson 3 Listening Assignment:

Our six clues were: rich clothes, a clock, a hippo, a big statue, a hot fire, and a mighty king.

1. Which four belong in our story?

The rich clothes, the big statue, the hot fire, and the mighty king belong.

2. Who chose to praise the Lord and keep worshiping him even when it almost cost them their lives?

Shadrach, Meshach, and Abednego.

For You and Me

Like Shadrach, Meshach, and Abednego, the LORD wants us to trust Him and be happy with what He wants, even when it is very hard. The LORD is always good, and His plans are always right, even if we don't understand them. And, He promises to always help His people keep trusting in Him, no matter what. How can we become God's people? By turning away from our sins and trusting in Jesus as our Savior. Ask Him to help you trust in Jesus as your Savior, and to help you trust Him with every day of your life! He loves to answer these prayers!

The Gospel (story wrap-up if NOT using Listening Assignments)**Our Bible Truth is:****How Should God's People Live?****They Should Live Like Jesus...****By Trusting God and Being Happy with What He Wants!**

Shadrach, Meshach, and Abednego were right to trust in the LORD and be happy with what He wanted. The LORD kept all His promises to them and to the people of Israel, for He DID take care of them; He WAS with them. He DID change their hearts; and, He DID bring them back home. And best of all, He DID send His Son, Jesus, to save all who would ever turn away from their sins and trust in Him as their Savior.

Yes, Jesus came and lived a perfect life that pleased God. On the cross, He offered it up to God as the perfect payment for the sins of all who would ever turn away from their sins and trust in Him as their Savior. Jesus suffered and died for God's people that day. But on the third day, He rose up from the grave in victory. He really had beaten sin and death for God's people!

This gift of salvation can be ours, too, when we turn away from our sins and trust in Jesus, He will save us from our sins, too. And we, too, can trust Him and be happy with what He wants, every day of our lives, just like Shadrach, Meshach, and Abednego did.

Close in prayer.

Closing ACTS Prayer

- A** God, we praise You for always being good and deserving of our trust. You are always wise and perfect in everything You do and plan.

- C** God, please forgive us for not trusting You when things happen that we don't like or don't understand. Many times, we start doubting that You know what is best when we should keep on trusting You. We need a Savior!

- T** Thank You, God, for always doing what is best. Thank You that we can always trust You and be happy with what You allow in our lives. Even if we don't understand, we know You do.

- S** God, please work in our hearts. Help us turn away from our sins and trust in Jesus as our Savior. Help us to love You. Help us to trust You with everything in our lives. Help us to be happy with what You choose, even when it is hard and even when we don't understand.

In Jesus' name we pray, Amen.

Big Question 12, Bible Truth 4 Overview: Key Concepts

p.1

Unit 12: God's People Live for Him

Unit Big Question (and Answer): How Should God's People Live? They Should Live Like Jesus!

Unit Bible Verse: "Be imitators of God, as beloved children. And walk in love, as Christ loved us and gave himself up for us." --Ephesians 5:1-2, ESV

Bible Truth 4 Concept: They Should Live Like Jesus... By Trusting God and Being Happy with What He Wants!

Jesus trusted God, His Father, completely. He knew that what His Father wanted Him to do was always best. He knew His Father would always give Him strength to do whatever He wanted Him to do. Sometimes His Father's plans were very hard, but Jesus knew that His plans were still always best.

God wants His people to trust Him like Jesus did. God promises to always take care of them. He promises that even all the sad or bad things they go through, He will use to do good things. He promises to always give them the Holy Spirit to give them the strength to do what He wants them to do.

Sometimes it is very hard for God's people to keep trusting God and His plans. Sometimes they want to grumble or be mad at God because of what happens to them. But God wants them to keep on trusting Him, even in those very hard times. He wants them to be happy and keep on believing that He is doing what is best for them. He wants them to keep trusting that He will show Himself to be the good and great God He is. For indeed, God IS so very good and great; and, what He has planned is always best!

We can become God's people who trust God, too, when we turn away from our sins and trust in Jesus as our Savior.

Bible Truth 4 Bible Verse: Proverbs 3:5- 6, ESV

"Trust in the LORD with all your heart, and do not lean on your own understanding. In all your ways acknowledge him, and he will make straight your paths."

Learn a Little: "Trust in the LORD with all your heart."

Meaning

These verses remind us that we can always trust the LORD and His good plans, even when we don't understand what He is doing. He wants us not to depend on ourselves or what we see, but on Him, His Word, and His good plans. And when we do, we can know that He will show us what He wants us to do, every day of our lives.

Bible Truth 4 ACTS Prayer

- A** God, we praise You for always being good and deserving of our trust. You are always wise and perfect in everything You do and plan.
- C** God, please forgive us for not trusting You when things happen that we don't like or don't understand. Many times, we start doubting that You know what is best when we should keep on trusting You. We need a Savior!
- T** Thank You, God, for always doing what is best. Thank You that we can always trust You and be happy with what You allow in our lives. Even if we don't understand, we know You do.
- S** God, please work in our hearts. Help us turn away from our sins and trust in Jesus as our Savior. Help us to love You. Help us to trust You with everything in our lives. Help us to be happy with what You choose, even when it is hard and even when we don't understand. In Jesus' name we pray, Amen.

Big Question 12, Bible Truth 4 Overview: Key Concepts

p.2

Bible Truth 4 Story

The Case of the Faith that Faced Fire *Daniel 1-3*

Songs Used in Bible Truth 4

Big Q & A 12 Song

Big Question 12 Song: How Should God's People Live?

Big Question 12 Bible Verse Song: Walk in Love Ephesians 5:1-2, ESV

Extra Big Question 12 Bible Verse Song: Let Everyone Who Names the Name 2 Timothy 2:19,22, ESV

Big Question 12 Hymn: Trust and Obey, v.1

Big Question 12 Praise Song: I Have Decided to Follow Jesus

Bible Truth 4 Bible Verse Song: Trust Proverbs 3:5-6, ESV

Extra Bible Truth 4 Bible Verse Song: Trust in the LORD Proverbs 3:5-6, ESV

Extra Bible Truth 4 Bible Verse Song: May the God of Hope Romans 15:13, NIV 1984

Extra Bible Truth 4 Bible Verse Song: Let the Morning Bring Me Psalm 143:5,8, NIV 1984

Extra Bible Truth 4 Bible Verse Song: For a Little While 1 Peter 1:6-7, NIV 1984

Extra Bible Truth 4 Bible Verse Song: Many Walk as Enemies Philippians 3:18,19,20, ESV

Extra Bible Truth 4 Bible Verse Song: You Were Publicly Exposed Hebrews 10:32-36, ESV

listen to or download songs for free at <https://praisefactory.org>: Deep Down Detectives Music page

Go and Tell Bible Truth Concept Craft

God Is Good, I Can Be Happy with What He Wants Card

Craft Description

The children will decorate a card to remind them that because God is good and trust-worthy, they can be happy with what He wants.

Materials

1. Print out the craft pages and make 1 copy of each part per child of them on white paper or cardstock.
2. Cut out the word "God". If you plan to use the white cardstock starburst, simply cut out those shapes, 1 per craft. If you plan to use the yellow construction paper starburst shape, then cut out only one and use it as a pattern for cutting out the shapes from the construction paper.
3. Cut the yarn into hair lengths.
4. Set out markers/crayons and glue.

Introducing the Craft:

"Our Big Question is: "How Should God's People Live Each Day? They Should Live Like Jesus...by trusting God and being happy with what He wants!" That's something very good to know. But many people don't know that. So, do you know what God wants us to do? He wants us to go and tell others this very important news. So today we are going to make something we can show and tell them, too. Here's what it looks like... (Hold up example of craft).

Directions

1. Show children your finished craft, reading the words to them.
2. Have the children decorate the starburst shape with glitter glue. Stick the word "God" on top of the glue in the middle. SET ASIDE! DO NOT GLUE TO CARD YET!
3. Have the children create a smiley face with the circle on the inside portion of the card. They can use the jiggly eyes and yarn for eyes and hair. The rest can be colored in with crayons, etc.
4. Glue the starburst in place on the front cover when the child is finished.
5. Make sure to write each child's name on their craft.
6. If you have time, you can practice saying the words on the card.


Discussion

This is an especially good time to re-read the key concepts and discuss them. See Deep Down Discussion Sheet for possible questions to talk about.

Craft Wrap Up:

"At the end of our time together today, you get to take home your Go and Tell crafts. And what are you going to do with them? Show and tell someone the important news you've learned today: "How Should God's People Live Each Day? They Should Live Like Jesus...by trusting God and being happy with what He wants!"


**How Should God's People Live Each Day?
They Should Live Like Jesus....
by trusting God and
being happy with what He wants!**



**IS
GOOD!**

“Trust in the LORD
with all your heart,
and do not lean on
your own understanding.
In all your ways
acknowledge him,
and he will make
straight your paths.”
Proverbs 3:5-6, ESV

**And I Can Be
HAPPY**



**with what He
wants!**

GOD

GOD

GOD

GOD

GOD

GOD

GOD

GOD

GOD

GOD


GOD


GOD

GOD

GOD

GOD






"Our Big Question is: "How Should God's People Live Each Day? They Should Live Like Jesus...by trusting God and being happy with what He wants!"
We learned in our story about three young men who did this: Shadrach, Meshach, and Abednego. They kept on trusting God and they kept on being happy with what God wanted, even when they were being thrown into a fiery furnace! Wow! But you know, God didn't just want those young men to trust Him and be happy with what He wants. He wants us to, also! The best, first step to trust God like this is to turn away from our sins and trust in Jesus as our Savior. That's how we can become God's people! Ask Him to help you! He loves to do this!


The Case of the Faith that Faced Fire Jigsaw Puzzle Page Daniel 1-3

Make copies of picture and cut out into an appropriate number of pieces for your children. Or, you can print out color versions of this puzzle by downloading it from praisefactory.org.

"Our Big Question is: "How Should God's People Live Each Day? They Should Live Like Jesus...by trusting God and being happy with what He wants!" We learned in our story about three young men who did this: Shadrach, Meshach, and Abednego. They kept on trusting God and they kept on being happy with what God wanted, even when they were being thrown into a fiery furnace! Wow! But you know, God didn't just want those young men to trust Him and be happy with what He wants. He wants us to, also! The best, first step to trust God like this is to turn away from our sins and trust in Jesus as our Savior. That's how we can become God's people! Ask Him to help you! He loves to do this!



**CAN YOU GUESS Bible Truth 5:
How Should God's People Live?
They Should Live Like Jesus...**



By Learning God's Word and

----- It!"

HINT: This word means doing what someone tells you to do. It starts with an "O" and it rhymes with "okaying."

Deep Down Detective Devotion: Unit 12, Bible Truth 5, Lesson 1



Big Question 12: How Should God's People Live?

Answer: They Should Live Like Jesus... By Learning God's Word and Obeying It!

Bible Truth 5 Meaning

Jesus knew God's Word and obeyed it His whole life. There was nothing about God's Word that Jesus did not know or obey. It was very important that Jesus knew God's Word so well and that He always obeyed it. This was the only way He could be the perfect Savior who could pay for the sins of God's people. God's Word helped Jesus know how He should live. It gave Him strength to fight temptation and to keep on obeying God, His Father, no matter what. And, when life was hard or sad, it comforted Him with God's good plans and promises. God's people need to know God's Word well, too. It tells them about God and His good plans. It tells them how He wants them to live. It gives them strength to fight temptation and keep on obeying God, no matter what. And, when life was hard or sad, it comforts them with God's good plans and promises. How do God's people learn God's Word? By reading it, memorizing it, singing it, and by others teaching it to them. God promises that His Holy Spirit will work in the hearts of His people as they hear His Word. He will help them understand it and obey it. We can become God's people when we turn away from our sins and trust in Jesus as our Savior. He will help us to know and obey His Word, too.

How do I know this is true? The Bible tells me so!

"I have stored up your word in my heart, that I might not sin against you. I will meditate on your precepts and fix my eyes on your ways. I will delight in your statutes; I will not forget your word." -- Psalm 119:11,15,16 ESV

Some Questions for You

1. Who knew God's Word very, very well, even when just a boy? *Jesus.*
2. How important was it that Jesus knew God's Word? *Very important!*
3. How well did Jesus need to obey God's Word to be our Savior? *Perfectly!*
4. What helped Jesus fight temptation and comfort Him in hard and sad times? *God's Word.*
5. How does God's Word help God's people? *Tells them how to live lives that please God; Helps them to fight off temptation to disobey God. It comforts them in hard and sad times.*
6. Who will work in God's people's heart as they listen to God's Word? *The Holy Spirit. He will help them to know God and live for Him, as they learn God's Word.*
7. How can we become God's people? *By turning away from our sins and trusting in Jesus as our Savior. The Holy Spirit will come to live inside us and help us to know God and live for Him, as we learn God's Word.*

Let's Pray!

- A** God, we praise You for being the Giver of Your Word, the Bible. Through it, we see how amazing You are.
- C** God, please forgive us for not loving Your Word as we should. Too many times we choose to not read Your Word but do other things instead. Too many times, even when we do read Your Word, we forget it and do not obey it. We need a Savior!
- T** Thank You, God, for telling us so much about Yourself and Your great plans through the Bible. Thank You for telling us about Jesus and how we can be saved when we read it. Thank You for showing us how to live and promising to help us through Your powerful Word.
- S** God, please work in our hearts. Help us turn away from our sins and trust in Jesus as our Savior. Help us to love Your Word, the Bible. Send Your Holy Spirit to help us understand it and obey it. Help us to live like You want us to live. In Jesus' name we pray, Amen.

Let's Sing about What We're Learning!

Big Q & A 12 Song from *Deep Down Detectives ESV Songs 12, track 12*
(sung to the tune of "Twinkle, Twinkle, Little Star")

How should God's people live each day? They should live like Jesus!
How should God's people live each day? How should God's people live each day?
How should God's people live each day? They should live like Jesus!

Go to the *Deep Down Detectives Parent Resources for Unit 12* to get the Bible story and many more resources and songs for this unit at praisefactory.org.

Big Question 12 Action Rhyme Song from *Deep Down Detectives ESV Songs 12, track 13*
Refrain:

How should God's people live?
How should God's people live?
How should God's people live?
They should live like Jesus!

Point up to God in heaven

Verse 1

Jesus loved God most of all,
He loved all people, too,
In all that He did
and said and thought,
He loved them thru and thru. *Refrain*

Touch heart, then point up to God in heaven


*Point out to others
Touch heart*

Verse 2

God's people should love God
most of all,
They should love others, too,
And God the Holy Spirit,
Will help them in all they do.
Refrain

*Point up to God in heaven
Point out to others*

Touch heart



"I have stored up your word in my heart, that I might not sin against you.

I will meditate on your precepts and fix my eyes on your ways.

I will delight in your statutes; I will not forget your word." -- Psalm 119:1,15,16

Deep Down Detective Devotion: Unit 12, Bible Truth 5, Lesson 2



Big Question 12: How Should God's People Live?

Answer: They Should Live Like Jesus... By Learning God's Word and Obeying It!

How do I know this is true? The Bible tells me so!

"I have stored up your word in my heart, that I might not sin against you. I will meditate on your precepts and fix my eyes on your ways. I will delight in your statutes; I will not forget your word." -- Psalm 119:11,15,16 ESV

Learn a Little: "I have stored up your word in my heart, that I might not sin against you."

Meaning

God's people delight in God's Word, the Bible. It is full of God's precepts and decrees (His good laws). It tells of His ways (what God is like). They meditate on God's Word (think about what it means); and, even hide it in their hearts (memorize it) so that they might not sin against God. They know that God's Word is not just true. It is also powerful to change them to be more like Jesus. They don't want to neglect it, because they want to know God and please Him more than anything else in life. God can help us delight in His Word, too.

Some Questions for You

1. Who delights in God's Word and wants to learn it? *God's people do.*
2. What does it mean to hide God's Word in our hearts? *It means to memorize it so that we know it without someone having to read it or tell it to us.*
3. Why do God's people want to meditate (think about) God's Word? *So they can understand it and obey it.*
4. What is God's Word powerful to do? *To change us.*
5. Why do God's people want to never neglect (stop reading and learning) God's Word? *Because they want to know God and please Him more than anything else.*
6. How can we become God's people? *By turning away from our sins and trusting in Jesus as our Savior.*
7. Who promises to help us understand God's Word? *God does. Ask Him to help you! He loves to answer this prayer!*

Let's Pray!

- A** God, we praise You for being the Giver of Your Word, the Bible. Through it, we see how amazing You are.
- C** God, please forgive us for not loving Your Word as we should. Too many times we choose to not read Your Word but do other things instead. Too many times, even when we do read Your Word, we forget it and do not obey it. We need a Savior!
- T** Thank You, God, for telling us so much about Yourself and Your great plans through the Bible. Thank You for telling us about Jesus and how we can be saved when we read it. Thank You for showing us how to live and promising to help us through Your powerful Word.
- S** God, please work in our hearts. Help us turn away from our sins and trust in Jesus as our Savior. Help us to love Your Word, the Bible. Send Your Holy Spirit to help us understand it and obey it. Help us to live like You want us to live. In Jesus' name we pray, Amen.

Let's Sing Our Bible Verse!

I Have Stored Up Your Word: Psalm 119:11,15-16 from *Deep Down Detectives ESV Songs 12, track 34*

I have stored up your word in my heart,
That I might not sin against you,
I have hidden your word in my heart,
That I might not sin against you.


I'll meditate on your precepts,
And fix my eyes on your ways.
I'll delight in your statutes,
I will not forget your word,

I have stored up your word in my heart,
That I might not sin against you,
I have hidden your word in my heart,
That I might not sin against you.
Psalm One-nineteen, eleven through sixteen.

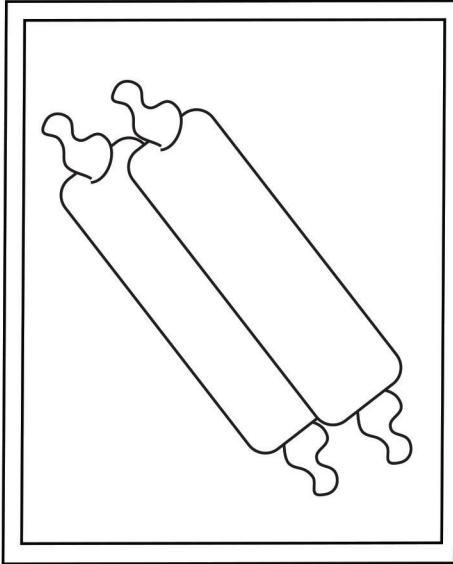
Go to the *Deep Down Detectives Parent Resources for Unit 12* to get the Bible story and many more resources and songs for this unit at praisefactory.org.

DDD BQ 12 BT 5 L2 Coloring Sheet/Take Home pg2


Which four of these clues belong in our story? Which two do not? Put an X in the boxes of the four that belong.



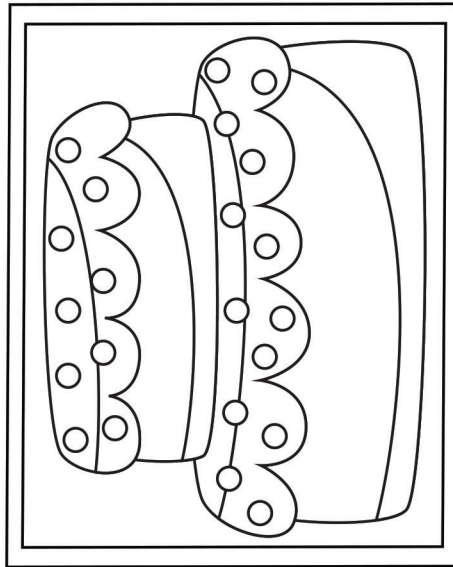
A Bee




A Scroll




A Fake God



A Cake



King Amon



A Big, Covenant Promise

Answer: The scroll, the fake god, King Amon, and the big covenant promise belong. The bee and the cake do not.

Deep Down Detective Devotion: Unit 12, Bible Truth 5, Lesson 3



Big Question 12: How Should God's People Live?

Answer: They Should Live Like Jesus... By Learning God's Word and Obeying It!

Bible Truth 5 Meaning

Jesus knew God's Word and obeyed it His whole life. There was nothing about God's Word that Jesus did not know or obey. It was very important that Jesus knew God's Word so well and that He always obeyed it. This was the only way He could be the perfect Savior who could pay for the sins of God's people. God's Word helped Jesus know how He should live. It gave Him strength to fight temptation and to keep on obeying God, His Father, no matter what. And, when life was hard or sad, it comforted Him with God's good plans and promises. God's people need to know God's Word well, too. It tells them about God and His good plans. It tells them how He wants them to live. It gives them strength to fight temptation and keep on obeying God, no matter what. And, when life was hard or sad, it comforts them with God's good plans and promises. How do God's people learn God's Word? By reading it, memorizing it, singing it, and by others teaching it to them. God promises that His Holy Spirit will work in the hearts of His people as they hear His Word. He will help them understand it and obey it. We can become God's people when we turn away from our sins and trust in Jesus as our Savior. He will help us to know and obey His Word, too.

How do I know this is true? The Bible tells me so!

"I have stored up your word in my heart, that I might not sin against you. I will meditate on your precepts and fix my eyes on your ways. I will delight in your statutes; I will not forget your word." -- Psalm 119:11,15,16 ESV

Some Questions for You

1. What did Moses tell the people of Israel to do? *To learn God's laws and obey them. To have their kings write them down and know them, too.*
2. What would happen if the people of Israel did these things? *God would help them to obey them and love God. Their kings would be good kings. God would protect them from their enemies.*
3. Did the people of Israel do the things Moses told them to do? *Sometimes yes, but many times no.*
4. Did the kings do what Moses told them to do? *Mostly no.*
5. What kind of bad things did the kings do? *They worshipped fake gods instead of the LORD. They even lost God's Word, the Bible.*
6. What was Josiah like? *He was a good king. He wanted to love and obey the LORD. He helped the people turn back and worship Him, too.*
7. What did Josiah do when the Bible was found? *He listened to it read. Then, he cried out to God to forgive them for not obeying it. He gathered the people together to hear it. They all promised to obey God's Word, too.*
8. How can we be like Josiah, wanting to love God and obey His Word? *We can ask God to help us turn away from our sins and trust in Jesus as our Savior. We can ask Him to work in our hearts by His Holy Spirit, helping us to love God and obey His Word.*

Let's Pray!

- A** God, we praise You for being the Giver of Your Word, the Bible. Through it, we see how amazing You are.
- C** God, please forgive us for not loving Your Word as we should. Too many times we choose to not read Your Word but do other things instead. Too many times, even when we do read Your Word, we forget it and do not obey it. We need a Savior!
- T** Thank You, God, for telling us so much about Yourself and Your great plans through the Bible. Thank You for telling us about Jesus and how we can be saved when we read it. Thank You for showing us how to live and promising to help us through Your powerful Word.
- S** God, please work in our hearts. Help us turn away from our sins and trust in Jesus as our Savior. Help us to love Your Word, the Bible. Send Your Holy Spirit to help us understand it and obey it. Help us to live like You want us to live. In Jesus' name we pray, Amen.

Let's Praise God Right Now!

Big Q & A 12 Hymn: Trust and Obey, v.1

from *Deep Down Detectives ESV Songs 12, track 16*

Verse 1

When we walk with the Lord,
In the light of His Word,
What a glory He sheds on our way!
While we do His good will;
He abides with us still,
And with all who will trust and obey.

Refrain

Trust and obey,
For there's no other way,
To be happy in Jesus,
But to trust and obey.

Big Question 12 Praise Song:


I Have Decided to Follow Jesus

from *Deep Down Detectives ESV Songs 12, track 16*

I have decided to follow Jesus,
I have decided to follow Jesus,
I have decided to follow Jesus,
No turning back, no turning back.

Go to the *Deep Down Detectives Parent Resources for Unit 12* to get the Bible story and many more resources and songs for this unit at praisefactory.org

DDD BQ 12 BT 5 L3 Coloring Sheet/Take Home pg2

Bible Story for Big Question 12, Bible Truth 5**The Case of the Lost Treasure**

2 Kings 22; 23:1-20; 24; 2 Chronicles 34:8-33

Dear Parents,

Big Question #12 is: "How Should God's People Live?" Your child is learning that "They Should Live Like Jesus...By Learning God's Word and Obeying It.."

Here's a copy of the Bible story they are learning along with the "Listening Assignment" for each lesson. These assignments provide a different teaching emphasis for each lesson, helping the children dig deeper into each Bible truth. They match up with your child's take home for each lesson. We hope that these resources help your family to dig down deeper into the truths of God's Word!" Happy digging!

•many more resources for this Big Question can be found online at www.praisefactory.org•

Listening Assignments

"Hey, Kids! Detective Dan, here. Listen carefully to the story and help me answer these questions:

Detective Dan's Lesson #1 Listening Assignment:

I need to find out:

- 1. What was the treasure? And why was it hidden?**
- 2. Who found it and what did they do with it?**

Detective Dan's Lesson #2 Listening Assignment:

Our Bible Verse is Psalm 119:11,15,16, ESV

"I have stored up your word in my heart, that I might not sin against you. I will meditate on your precepts and fix my eyes on your ways. I will delight in your statutes; I will not forget your word."

I need to find out:

- 1. Who was supposed to hide God's Word in their hearts by writing down their very own copy of it?**
- 2. What happened when they did this? What happened when they did not?**

Detective Dan's Lesson #3 Listening Assignment:

I found six clues, but only 4 of them are in the story.

They are: a bee, a scroll, a fake god, a cake, King Amon, and a big, covenant promise.

Hold each of them up for the children to see as you identify them.

I need to figure out:

- 1. Which four belong in the story and which two don't?**
- 2. Who asked God to forgive them for hiding away God's word? Did God forgive them?**

Read the assignment questions, THEN SAY,

"Ok, Deep Down Detectives! Put on your best listening ears and see if you can hear the answers to Detective Dan's questions. When I finish telling the story, we will see if we can answer all the questions."

Read the Bible Truth story, answer questions, present the gospel and lead in prayer.

Answers to questions; the gospel; and, ACTS prayer are included with the story text.

The Case of the Lost Treasure *2 Kings 22; 23:1-20; 24; 2 Chronicles 34:8-33*

Story with lines separating paragraphs (text in bold, optional interaction cues in italics)

Moses was a very old man. For many years, the LORD had used him to lead the people of Israel. Moses led them out of slavery in Egypt, then up to great Mt. Sinai to meet with the LORD. There, they made big, covenant promises. The LORD promised to always be their God, who would care for them. And the people promised to always be His people, who would love Him and keep His good laws. For forty, long years, Moses led the people through the dry, desert-y wilderness. Finally, came the wonderful day they were waiting for: the day when Moses brought them to the edge of the Promised Land. It was time to enter the good land the LORD promised to give them as their home.

Moses had been a good leader. He had written down God's Word. He had taught the people to obey the LORD and His good laws. But now, Moses' work was done. It was time for him to die and to go heaven to live with the LORD forever. So, he gathered the people together to teach them one last time.

"Love the LORD with all your heart, all your mind, and all your strength. Keep on learning God's laws. Know them and obey them!" Moses urged the people of Israel. "If you do, God will keep you as His special people. He will protect you. He will use everything you go through to do good in your lives and to show everyone how great He is," Moses promised them.

"And make sure your kings know God's laws, too," Moses warned them. "Each king should write down their own copy of God's Word. Every, single word! This will help them know and obey God. This will help them be good kings for you," Moses told the people.

Moses knew there was nothing like God's Word. It is powerful and good. It is always true. It tells us how to live. It helps us know and love God. And God promises to bless those who obey it. God's Word is a treasure. A precious treasure! Moses wanted to make sure the people understood this.

The people of Israel listened to Moses and said, "We will do everything you say. We will learn God's laws and obey them. We will tell our kings to write them down and obey them, too," they promised.

But DID the people of Israel keep their promise? DID they learn God's Word and obey it? DID they have their kings write it down and obey it, too?

What do you think?

Well, sometimes they did; but many times, they didn't. They acted as if it didn't matter if they or their kings learned and obeyed God's Word.

But it DID matter, as the people of Israel found out over and over. For whenever they learned and obeyed God's Word, they grew closer to the LORD. They worshipped Him and lived for Him. And the LORD blessed them with good things, their whole lives.

The LORD also used His Word to make their kings good kings. When they copied it down as the LORD told them to, He taught them His good ways and helped them live them out. They took good care of the people, and the LORD protected their land from all their enemies. Life was so good when the people and their kings learned and obeyed God's Word! The LORD blessed them in so many ways!

Story with lines separating paragraphs (text in bold, optional interaction cues in italics)

But how very different life was when the people and their kings STOPPED learning God's Word and obeying it. The people did not grow closer to Him. They stopped obeying God's good laws, too. They hurt each other and broke their promises to the LORD.

The kings stopped copying down God's Word and reading it. Without the LORD and His Word, they stopped being good kings. No longer did they take good care of the people. No longer did their enemies stay away. What sad times came upon them, just as the LORD said would happen!

Some of these kings even brought in the fake gods of their enemies and worshipped them instead. They ordered the people to worship these fake gods and give their worship gifts to them. They let the Temple fall apart. They didn't care about the LORD.

And what happened to God's Word when the kings and the people turned away from the LORD and His good ways?

Can you guess?

They got rid of it! They threw it away like useless trash, instead of treating it like the treasure it was. Oh, what terrible things the people and their kings had done! And oh, what terrible punishment they deserved for breaking their promises to God!

This is how things were when Josiah became king. Josiah's father, Amon, had been one of the bad kings. He worshipped fake gods, and gave his worship gifts to them, instead of the LORD. He ordered the people to worship these fake gods, too. He forgot about God's Word and let it be lost. What a terrible king he was!

But Josiah was very different from his father. While he was still just a little boy, he began to seek after the LORD. He turned away from those fake gods and turned to the LORD. And when he became king, he led the people in turning back to the LORD, too. "Get rid of these fake gods," Josiah commanded his workers. "Worship the LORD," Josiah told the people. "Give your worship gifts to Him, the one true God," Josiah said.

To the Temple, went the king's workers. Out went all the fake gods. "Smash, crash, crumble," the workers broke them into pieces and ground them into powder. No one would worship them again!

Then, "Bang, whack, thump," up went new wood and new stone as they fixed up the broken places in the Temple. The beautiful, golden things used to worship the LORD were brought out again. They were cleaned up and made ready. The tables, the plates, the candlesticks, the altar, the wash basin... everything! The workers worked and worked. What a lot there was to clean up and fix!

And as they worked, they found a book, forgotten and hidden away.

Can you guess what book they found?

It was God's Word, the Bible!

Story with lines separating paragraphs (text in bold, optional interaction cues in italics)

Hilkiah, the Temple leader, brought God's Word to Shaphan, King Josiah's helper. "I have found God's Word in the Temple. Take it."

Shaphan took it and read it. Then, HE took it to King Josiah and read it to HIM. King Josiah listened to every word. For the first time, Josiah heard how LORD created the world. He heard how the LORD had rescued the people from Pharaoh in Egypt and given them His good laws at Mt. Sinai. He heard about the big, covenant promises He made with the people of Israel to always be their God. What wonderful stories these were! This book had been hidden away and forgotten. It had been treated like trash. But Josiah could see that this book was a treasure, more precious than gold. How happy he was to hear God's Word!

As King Josiah kept listening, his happiness turned to worry. Yes, the LORD had made big, covenant promises with the people of Israel to be their God; but, THEY had made promises with the LORD, too. They had promised to worship Him and obey His good laws, but they had NOT done that. Nor had they learned God's Word or obeyed it as they had promised. The kings had NOT written God's Word and learned it either. No! They had all forgotten the LORD and broken His good laws. Now, they all deserved the LORD's punishment. Uh, oh!

King Josiah was so upset that he stood up and tore his clothes. (That's what they used to do long ago when they were very, very upset—but we shouldn't do it!) "Oh, no! What should we do?" said King Josiah. "We deserve God's terrible punishment for breaking our promises to Him!" he exclaimed.

The LORD gave Josiah His answer through the prophetess Huldah. "Yes, you deserve My punishment for breaking your promise to keep My laws, but I am a God of mercy," the LORD said. "Since you want to learn my Word and obey it, I will not punish the people as they deserve. And when I do finally punish them, I will use that punishment to bring them back to love and obey Me," He promised.

King Josiah was so happy! He would learn God's Word and obey it. He would teach the people of Israel to obey it, too. He was so glad that the LORD would keep them as His people!

So at last, when the Temple was all repaired, King Josiah gathered all the people together in front of it. Then he, himself, read out loud to them. Can you guess what he read?

Can you guess?

He read God's Word to them. Every single word of it!

As the people heard God's Word, God worked in their hearts. He helped them be sorry for their sins. He helped them turn back to Him and His good laws.

Then all together, King Josiah and the people prayed to the LORD, "We promise to worship You. We promise to learn Your Word and obey it." And so they did, all the days that Josiah was their king.

Cracking the Case: (story wrap-up for Listening Assignments)

It's time to see how we did with our Listening Assignment.

Detective Dan's Lesson 1 Listening Assignment:**1. What was the treasure? And why was it hidden?**

It was a book: the Bible, God's Word. It was hidden because King Amon and the people didn't care about it. They put it in a room and forgot about it until it was lost.

2. Who found it and what did they do with it? King Josiah's workers found it. They gave it to the king to read. He asked God for forgiveness and helped the people obey it again.

For You and Me:

God's Word is filled with good things for God's people, who lived long ago. But it is filled with good things for us, too. God's Word can teach us. From it, we can learn about God and how He wants us to live. He can use it to help us turn away from our sins and put our trust in Jesus as our Savior. It can be a great treasure that God uses to bless us every day of our lives.

Detective Dan's Lesson 2 Listening Assignment:**Our Bible Verse is Psalm 119:11,15,16 ESV:**

"I have stored up your word in my heart, that I might not sin against you. I will meditate on your precepts and fix my eyes on your ways. I will delight in your statutes; I will not forget your word."

1. Who was supposed to hide God's Word in their hearts by writing down their very own copy of it?

Why? The kings so they would know God's Word and lead the people in loving and obeying God.

2. What happened when they did this? What happened when they did not? God helped them to love Him. He helped them obey it. He blessed the people. But, when they didn't, they turned away from loving God and obeying His Word. The people suffered.

For You and Me:

God didn't just want people long ago to know His Word and obey it from their hearts. He wants us to, also. God loves to work in our hearts as we learn His Word. He loves to use it to help us turn away from our sins and trust in Jesus as our Savior. He loves to use it to help us know Him and to live for Him. Ask Him to use His Word to work in your heart! He loves to answer this prayer.

Detective Dan's Lesson 3 Listening Assignment:

Our six clues were: a bee, a scroll, a fake god, a cake, King Amon, and a big, covenant promise.

1. Which four belong in our story? The scroll, the fake god, King Amon, and the big covenant promise belong.

2. Who asked God to forgive them for hiding away God's word? Did God forgive them? King Josiah and the people asked for God's forgiveness. God was merciful and forgave them. He promised to only discipline them to help bring them back to live like His people again.

For You and Me:

Like the people of Israel, we, too, forget God's Word. We choose to disobey it. We choose to do things our own way. But, we, too, can come to God and ask for His forgiveness. We can ask Him to use His Word to work in our hearts and help us trust in Jesus as our Savior. We can ask Him to help us to love His Word and obey it. God loves to answer these prayers! Ask Him to help you!

The Bible can teach us these things, too. We, too, can become God's people when we turn away from disobeying God and trust Jesus as our Savior. We can learn from it how to love God and live to please Him more and more with the help of His powerful Holy Spirit.

The Gospel (story wrap-up if NOT using Listening Assignments)**Our Bible Truth is:****How Should God's People Live?****They Should Live Like Jesus...****By Learning God's Word and Obeying It!**

How should God's people live each day? They should live like Jesus... by learning God's Word and obeying it! God's people love the Bible! The Bible is how they learned they were sinners who deserved God's punishment. The Bible is how they learned about God's great mercy in sending Jesus to be our Savior. And through the Bible, they know God will teach them more and more about how to love Him and how to live to please Him.

The Bible can teach us these things, too. We, too, can become God's people when we turn away from disobeying God and trust Jesus as our Savior. We can learn from it how to love God and live to please Him more and more with the help of His powerful Holy Spirit.

Close in prayer.

Closing ACTS Prayer

- A** God, we praise You for being the Giver of Your Word, the Bible. You are amazing!
- C** God, please forgive us for not loving Your Word as we should. Too many times we choose to not read Your Word but do other things instead. Too many times, even when we do read Your Word, we forget it and do not obey it. We need a Savior!
- T** Thank You, God, for telling us so much about Yourself and Your great plans through the Bible. Thank You for telling us about Jesus and how we can be saved when we read it. Thank You for showing us how to live and promising to help us through Your powerful Word.
- S** God, please work in our hearts. Help us turn away from our sins and trust in Jesus as our Savior. Help us to love Your Word, the Bible. Send Your Holy Spirit to help us understand it and obey it. Help us to live like You want us to live. In Jesus' name we pray, Amen.

Big Question 12, Bible Truth 5 Overview: Key Concepts

p.7

Unit 12: God's People Live for Him

Unit Big Question (and Answer): How Should God's People Live? They Should Live Like Jesus!

Unit Bible Verse: "Be imitators of God, as beloved children. And walk in love, as Christ loved us and gave himself up for us." --Ephesians 5:1-2, ESV

Bible Truth 5 Concept: They Should Live Like Jesus... By Learning God's Word and Obeying It!

Jesus knew God's Word and obeyed it His whole life. There was nothing about God's Word that Jesus did not know or obey. It was very important that Jesus knew God's Word so well and that He always obeyed it. This was the only way He could be the perfect Savior who could pay for the sins of God's people.

God's Word helped Jesus know how He should live. It gave Him strength to fight temptation and to keep on obeying God, His Father, no matter what. And, when life was hard or sad, it comforted Him with God's good plans and promises.

God's people need to know God's Word well, too. It tells them about God and His good plans. It tells them how He wants them to live. It gives them strength to fight temptation and keep on obeying God, no matter what. And, when life was hard or sad, it comforts them with God's good plans and promises.

How do God's people learn God's Word? By reading it, memorizing it, singing it, and by others teaching it to them. God promises that His Holy Spirit will work in the hearts of His people as they hear His Word. He will help them understand it and obey it. We can become God's people when we turn away from our sins and trust in Jesus as our Savior. He will help us to know and obey His Word, too.

Bible Truth 5 Bible Verse: Psalm 119:11,15,16 ESV

"I have stored up your word in my heart, that I might not sin against you. I will meditate on your precepts and fix my eyes on your ways. I will delight in your statutes; I will not forget your word."

Learn a Little: "I have stored up your word in my heart, that I might not sin against you."

Meaning

God's people delight in God's Word, the Bible. It is full of God's precepts and decrees (His good laws). It tells of His ways (what God is like). They meditate on God's Word (think about what it means); and, even hide it in their hearts (memorize it) so that they might not sin against God. They know that God's Word is not just true. It is also powerful to change them to be more like Jesus. They don't want to neglect it, because they want to know God and please Him more than anything else in life. God can help us delight in His Word, too.

Bible Truth 5 ACTS Prayer

- A** God, we praise You for being the Giver of Your Word, the Bible. Through it, we see how amazing You are.
- C** God, please forgive us for not loving Your Word as we should. Too many times we choose to not read Your Word but do other things instead. Too many times, even when we do read Your Word, we forget it and do not obey it. We need a Savior!
- T** Thank You, God, for telling us so much about Yourself and Your great plans through the Bible. Thank You for telling us about Jesus and how we can be saved when we read it. Thank You for showing us how to live and promising to help us through Your powerful Word.
- S** God, please work in our hearts. Help us turn away from our sins and trust in Jesus as our Savior. Help us to love Your Word, the Bible. Send Your Holy Spirit to help us understand it and obey it. Help us to live like You want us to live. In Jesus' name we pray, Amen.

Big Question 12, Bible Truth 5 Overview: Key Concepts

p.8

Bible Truth 5 Story

The Case of the Lost Treasure *2 Kings 22; 23:1-20; 24; 2 Chronicles 34:8-33*

Songs Used in Bible Truth 5

Big Q & A 12 Song

Big Question 12 Song: How Should God's People Live?

Big Question 12 Bible Verse Song: Walk in Love *Ephesians 5:1-2, ESV*

Extra Big Question 12 Bible Verse Song: Let Everyone Who Names the Name 2 Timothy 2:19,22, ESV

Big Question 12 Hymn: Trust and Obey, v.1

Big Question 12 Praise Song: I Have Decided to Follow Jesus

Bible Truth 5 Bible Verse Song: I Have Stored Up Your Word *Psalms 119:11,15-16, ESV*

Extra Bible Truth 5 Bible Verse Song: If Anyone Loves Me John 14:23, ESV

Extra Bible Truth 5 Bible Verse Song: Jesus Answered John 14:23-24, ESV

Extra Bible Truth 5 Bible Verse Song: For We Are God's Workmanship Ephesians 2:10; 6:7-8, NIV 1984

listen to or download songs for free at <https://praisefactory.org>: Deep Down Detectives Music page

Go and Tell Bible Truth Concept Craft

Learn and Obey God's Word

Craft Description

The children will decorate with yarn/trim a sign that reminds them to learn God's Word and obey it.

Materials

White paper or cardstock

Markers or crayons

1 8.5" x 11" piece of poster board per craft

Yarn or lace/rick rack/trim, depending upon which version of craft you do (see below)

Glue

Hole punch

Preparations

There are two versions of this craft: one which decorates around the edge of the poster by threading loops of yarn through holes and another version which simply glues trim around edge of poster. Older children will probably enjoy the first version more, while the younger children will be best suited by the second version. Here are directions for both:

Version 1: Yarn Loops

1. Print out the craft page with the circles around the outside.
2. Glue this sheet onto a sheet of poster board.
3. Use the hole punch to punch out the holes.
4. Cut 4" lengths of yarn. You will need about 34 loops per craft.
5. Set out markers/crayons.

Version 2: Glue on Trim

1. Print out the craft page onto cardstock preferably.
2. Cut strips of trim or yarn. Make these no smaller than one inch in length.
3. Set out markers/crayons and glue.

Introducing the Craft:

"Our Big Question is: How Should God's People Live Each Day? They Should Live Like Jesus...by learning God's Word and obeying it!" That's something very good to know. But many people don't know that. So, do you know what God wants us to do? He wants us to go and tell others this very important news. So today we are going to make something we can show and tell them, too. Here's what it looks like... (Hold up example of craft).

Directions

1. Show children your finished craft, reading the words to them.
2. Have the children color around words.

Version 1:

3. Have the children thread the yarn through the hole and tie ends in knot. Or, you can show them how to make a loop by doubling a yarn piece, thread the loop through, then sticking the yarn ends through the loop and making a slip knot (this is trickier). Continue until all holes have been threaded.

Version 2:

4. Have the children glue the pieces of yarn or trim in place around the edge of the paper.

Both Versions:

5. Make sure to write each child's name on their craft.
6. If you have time, you can practice saying the words on the card.

Discussion

This is an especially good time to re-read the key concepts and discuss them. See Deep Down Discussion Sheet for possible questions to talk about.

Craft Wrap-Up:

"At the end of our time together today, you get to take home your Go and Tell crafts. And what are you going to do with them? Show and tell someone the important news you've learned today: "How Should God's People Live Each Day? They Should Live Like Jesus...by learning God's Word and obeying it!"

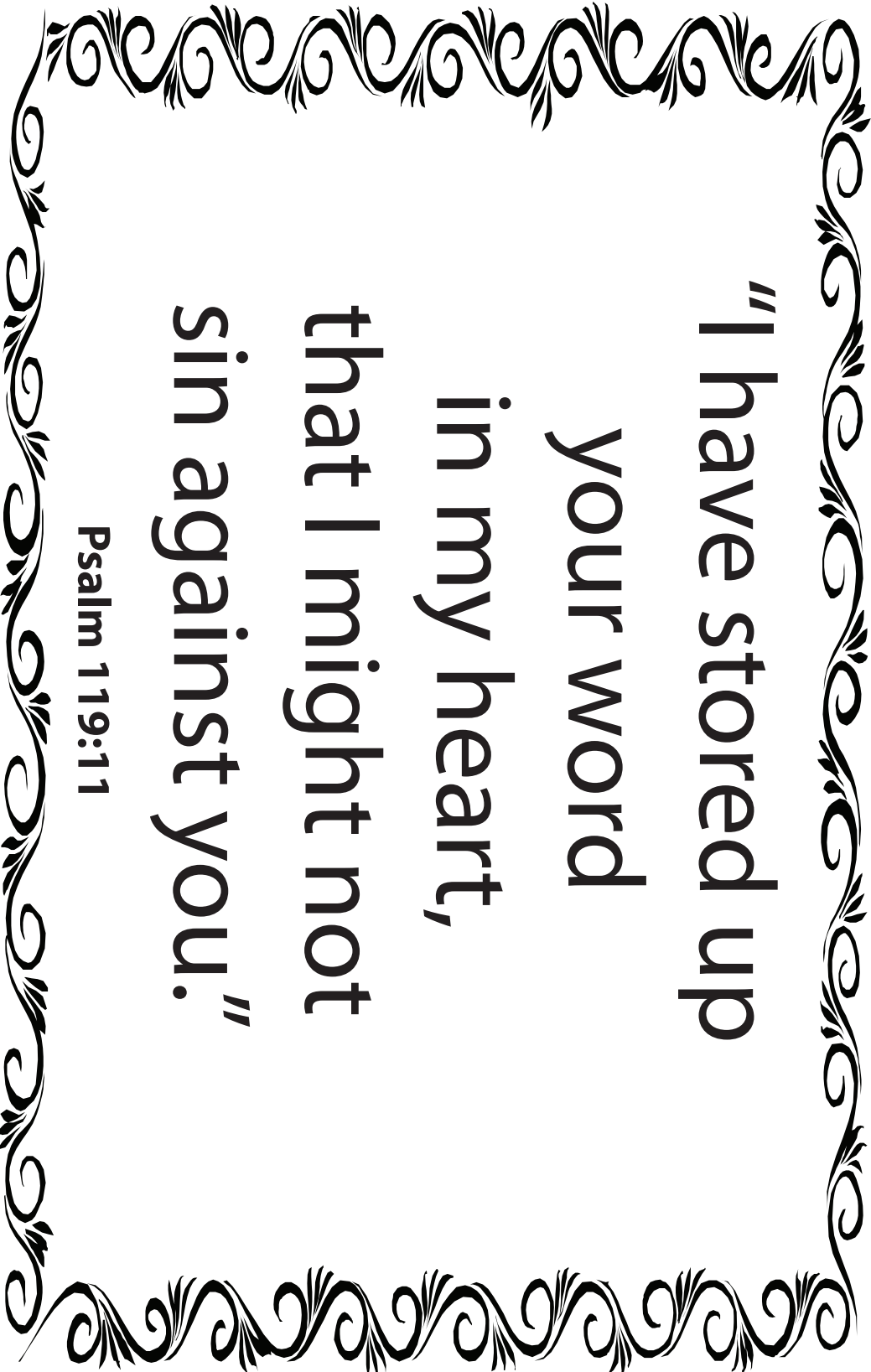
How Should God's People Live Each Day?

They Should Live Like Jesus...by learning God's Word and obeying it!

"I have stored up
your word
in my heart,
that I might not
sin against you."


Psalms 119:11

**How Should God's People Live Each Day?
They Should Live Like Jesus...by learning God's Word and obeying it!**



**"I have stored up
your word
in my heart,
that I might not
sin against you."**

Psalm 119:11



"Our Big Question is: "How Should God's People Live Each Day? They Should Live Like Jesus...by learning God's Word and obeying it." We learned in our story today about a young king named Josiah who did this. Josiah's father followed fake gods. He stopped learning God's Word and obeying it. He even lost God's Word! But Josiah was different! He followed God. He read God's Word and obeyed it. He urged all the people to know it and obey it, too. God wants us to be like Josiah. He wants us to learn and obey His Word, too. He wants His Word to help us to turn away from our sins and trust in Jesus as our Savior. This is how we become God's people!

The Case of the Lost Treasure Jigsaw Puzzle Page

2 Kings 22; 23:1-20; 24; 2 Chronicles 34:8-33

Make copies of picture and cut out into an appropriate number of pieces for your children.
Or, you can print out color versions of this puzzle by downloading it from praisefactory.org.

"Our Big Question is: "How Should God's People Live Each Day? They Should Live Like Jesus...by learning God's Word and obeying it!" We learned in our story today about a young king named Josiah who did this. Josiah's father followed fake gods. He stopped learning God's Word and obeying it. He even lost God's Word! But Josiah was different! He followed God. He read God's Word and obeyed it. He urged all the people to know it and obey it, too. God wants us to be like Josiah. He wants us to learn and obey His Word, too. He wants His Word to help us to turn away from our sins and trust in Jesus as our Savior. This is how we become God's people!




**CAN YOU GUESS BIBLE TRUTH 6:
How Should God's People Live?
They Should Live Like Jesus...**

By Saying "-----" to Disobeying God!

HINT: What is the opposite of "yes"?

It starts with an "n" and it rhymes with "go."



Deep Down Detective Devotion: Unit 12, Bible Truth 6, Lesson 1



Big Question 12: How Should God's People Live?

Answer: They Should Live Like Jesus... By Saying "No" to Disobeying God!

Bible Truth 6 Meaning

Jesus is the perfect Son of God, but when He lived on earth, He was tempted to disobey God just as we are. Sometimes, God's plan for Jesus was very hard. Jesus was tempted disobey God, His Father, and do something easier. God's enemy, Satan, knew just what kinds of things to tempt Jesus with. Oh, how he wanted Jesus to disobey God! He did NOT want Jesus to be our Savior! But no matter what the temptation was, Jesus always said "no" to it. He prayed to God, His Father, to help Him. He remembered God's Word and it made Him strong to always say "no" to disobeying God. He never, ever disobeyed God, so He could be our perfect Savior. God's people are often tempted to disobey God, too. They want to love God. They want to obey Him. They have the Holy Spirit living in their hearts, helping them; but (unlike Jesus), sin is very strong in their hearts, too. God wants His people to do what Jesus did when they are tempted. He wants them to pray to Him and ask for His help. He wants them to remember His Word, the Bible. His Holy Spirit living in their hearts can help them say "no" to sin. And when they do give in to temptation, His Holy Spirit can comfort them with God's forgiveness. When we turn away from our sins and trust in Jesus as our Savior, God promises to help us say "no" to disobeying God, too. And, He promises to forgive our sins, even when we do disobey Him. Thank You, God!

How do I know this is true? The Bible tells me so!

"No temptation has overtaken you that is not common to man. God is faithful, and he will not let you be tempted beyond your ability, but with the temptation he will also provide the way of escape, that you may be able to endure it." -- 1 Corinthians 10:13

Some Questions for You

1. Who is tempted to disobey God? *Everyone... even all of God's people.*
2. Who wants to love and obey God? *God's people.*
3. Who has the Holy Spirit living in their heart? *God's people.*
4. Is it hard for God's people to say no to disobeying God? *Yes, it is.*
5. Was it hard for Jesus to say no to disobeying God? *Yes, it was.*
6. Who helped Jesus when He was tempted to disobey God? *God, His Father, and God's Word, the Bible.*
7. Who can help God's people when they are tempted to disobey God? *God and His Word, the Bible.*
8. How can we become God's people? *By turning away from our sins and trusting in Jesus as our Savior.*

Let's Pray!

- A** God, we praise You for Jesus, Your Perfect Son, who never, ever disobeyed You, no matter how tempting it was.
- C** God, please forgive us for not saying "no" to disobeying You. Many times, when we are tempted, we choose to forget Your good ways and go ahead and do what we want to do. We need a Savior!
- T** Thank You, God, for promising to help Your people when they are tempted to do wrong. You promise to always provide them with a way out of sin. Thank You, that we can become Your people through Jesus, too, and You will help us.
- S** God, please work in our hearts. Help us turn away from our sins and trust in Jesus as our Savior. Help us to say "no" to disobeying You when we are tempted. Help us to choose to live for You, instead, like Jesus did. In Jesus' name we pray, Amen.

Let's Sing about What We're Learning!

Big Q & A 12 Song from *Deep Down Detectives ESV Songs 12, track 12*

(sung to the tune of "Twinkle, Twinkle, Little Star")

How should God's people live each day? They should live like Jesus!
 How should God's people live each day? How should God's people live each day?
 How should God's people live each day? They should live like Jesus!

Big Question 12 Action Rhyme Song from *Deep Down Detectives ESV Songs 12, track 13*

Refrain:

How should God's people live?
 How should God's people live?
 How should God's people live?
 They should live like Jesus!

*Point up to God in
 heaven*

Verse 2

God's people should love God
 most of all,
 They should love others, too,
 And God the Holy Spirit,
 Will help them in all they do.

*Point up to God in
 heaven*

Point out to others

Touch heart


Verse 1

Jesus loved God most of all,
 He loved all people, too,
 In all that He did
 and said and thought,
 He loved them thru and thru. *Refrain*

*Touch heart, then point
 up to God in heaven*

*Point out to others
 Touch heart*

Refrain



"No temptation has overtaken you that is not common to man. God is faithful, and he will not let you be tempted beyond your ability, but with the temptation he will also provide the way of escape, that you may be able to endure it." -- 1 Corinthians 10:13, ESV

Deep Down Detective Devotion: Unit 12, Bible Truth 6, Lesson 2



Big Question 12: How Should God's People Live?

Answer: They Should Live Like Jesus... By Saying "No" to Disobeying God!

How do I know this is true? The Bible tells me so!

"No temptation has overtaken you that is not common to man. God is faithful, and he will not let you be tempted beyond your ability, but with the temptation he will also provide the way of escape, that you may be able to endure it."

-- 1 Corinthians 10:13, ESV

Learn a Little: "God is faithful, and he will not let you be tempted beyond your ability."

Meaning:

God's people will be tempted to sin every day of their lives. Their temptations are common to man--that is, they will be tempted to sin against God, just like everyone else. But God's people can be encouraged that God is always there to help them say "no." He promises that He will never let them be tempted more than they can bear. With any temptation they face, He promises to provide a way of escape, so they can endure the temptation without sinning. How good, merciful, and powerful is the Lord! We can be God's people when we turn away from our sins and trust in Jesus as our Savior. He can help us say "no" to temptation, too.

Some Questions for You

1. What is a temptation? *Wanting to do something that you know you shouldn't do.*
2. Who is tempted to sin (disobey God) every day? *We all are, even God's people!*
3. Who promises to help God's people not give in to temptation? *God does!*
4. What does God promise to give God's people to help them? *He promises to never give them more than they can bear. And, He promises to give them a way out, so they can say 'no' to the temptation.*
5. Do God's people always wait for God's way out? *No, sadly, they choose to give into temptation anyway.*
6. What do God's people do when they do give into temptation? *Turn away from their sins and ask for God's forgiveness.*
7. How can we be forgiven our sins and become one of God's people? *By turning away from our sins and trusting in Jesus as our Savior.*

Let's Pray!

- A** God, we praise You for Jesus, Your Perfect Son, who never, ever disobeyed You, no matter how tempting it was.
- C** God, please forgive us for not saying "no" to disobeying You. Many times, when we are tempted, we choose to forget Your good ways and go ahead and do what we want to do. We need a Savior!
- T** Thank You, God, for promising to help Your people when they are tempted to do wrong. You promise to always provide them with a way out of sin. Thank You, that we can become Your people through Jesus, too, and You will help us.
- S** God, please work in our hearts. Help us turn away from our sins and trust in Jesus as our Savior. Help us to say "no" to disobeying You when we are tempted. Help us to choose to live for You, instead, like Jesus did.
In Jesus' name we pray, Amen.

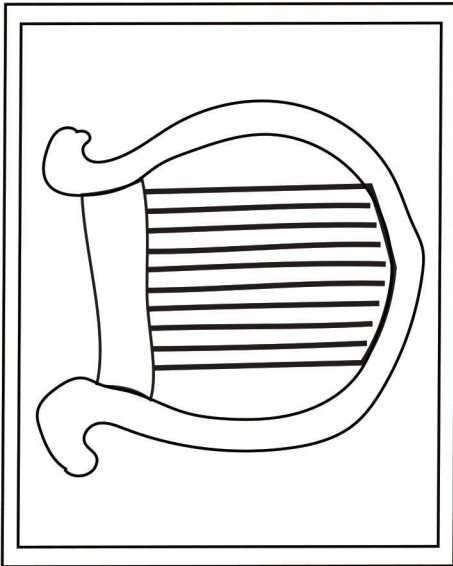
Let's Sing Our Bible Verse!

No Temptation: 1 Corinthians 10:13 from *Deep Down Detectives* ESV Songs 12, track 38


No temptation has seized you
Except what is common to man.
And God is faithful,
He will not let you be tempted
Beyond what you can bear.
But when you are tempted He'll also provide,
Also provide a way out.
Yes, when you are tempted he'll also provide,
A way out so you can stand up under it. (repeat)
First Corinthians Chapter Ten, verse thirteen.

Go to the *Deep Down Detectives* Parent Resources for Unit 12 to get the Bible story and many more resources and songs for this unit at praisefactory.org


Which four of these clues belong in our story? Which two do not? Put an X in the boxes of the four that belong.



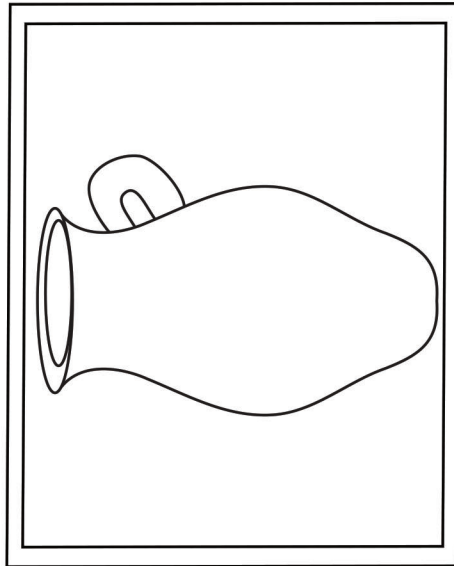
A Harp



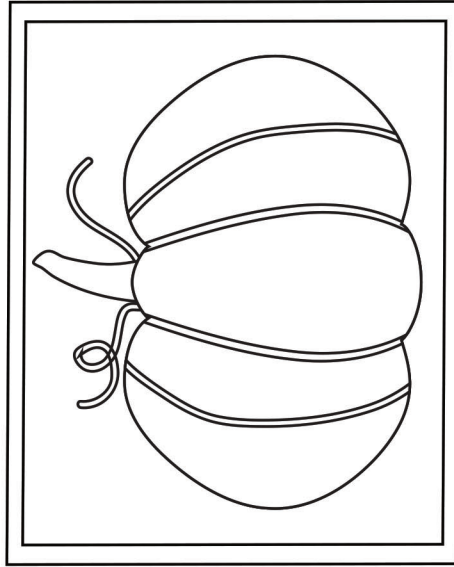
A Rabbit



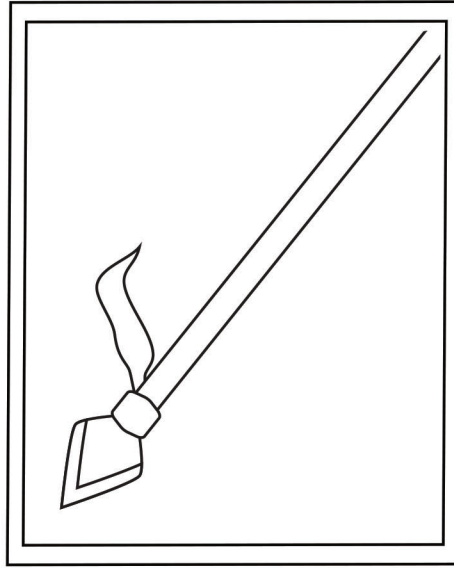
A Giant Named Goliath



A Water Jar



A Pumpkin



A Spear

Answer: The harp, Goliath, the water jar and the spear belong. The rabbit and the pumpkin do not.

Deep Down Detective Devotion: Unit 12, Bible Truth 6, Lesson 3



Big Question 12: How Should God's People Live?

Answer: They Should Live Like Jesus... By Saying "No" to Disobeying God!

Bible Truth 6 Meaning

Jesus is the perfect Son of God, but when He lived on earth, He was tempted to disobey God just as we are. Sometimes, God's plan for Jesus was very hard. Jesus was tempted to disobey God, His Father, and do something easier. God's enemy, Satan, knew just what kinds of things to tempt Jesus with. Oh, how he wanted Jesus to disobey God! He did NOT want Jesus to be our Savior! But no matter what the temptation was, Jesus always said "no" to it. He prayed to God, His Father, to help Him. He remembered God's Word and it made Him strong to always say "no" to disobeying God. He never, ever disobeyed God, so He could be our perfect Savior. God's people are often tempted to disobey God, too. They want to love God. They want to obey Him. They have the Holy Spirit living in their hearts, helping them; but (unlike Jesus), sin is very strong in their hearts, too. God wants His people to do what Jesus did when they are tempted. He wants them to pray to Him and ask for His help. He wants them to remember His Word, the Bible. His Holy Spirit living in their hearts can help them say "no" to sin. And when they do give in to temptation, His Holy Spirit can comfort them with God's forgiveness. When we turn away from our sins and trust in Jesus as our Savior, God promises to help us say "no" to disobeying God, too. And, He promises to forgive our sins, even when we do disobey Him. Thank You, God!

How do I know this is true? The Bible tells me so!

"No temptation has overtaken you that is not common to man. God is faithful, and he will not let you be tempted beyond your ability, but with the temptation he will also provide the way of escape, that you may be able to endure it."

-- 1 Corinthians 10:13, ESV

Some Questions for You

1. What kinds of great things did David do? *David was a good shepherd; he was a brave fighter; he sang and played the harp, making up songs to God; he loved God and wanted to obey Him, even when it was very, very hard.*
2. What did the people think of David? *They loved him.*
3. Who did not love David? Why? *King Saul did not love David. He was jealous of him.*
4. What did King Saul try to do to David? *He tried to kill him lots of times.*
5. Did God want David to get rid of Saul by killing him? *No, He did not. He wanted David to trust in Him and His plans.*
6. What did David do when he was tempted to kill King Saul? *He said no to the temptation. Instead of killing him with a spear, he went away. He woke up Saul and told him that he could have killed him, but did not. He asked Saul to stop trying to kill him.*
7. Can God help us say "no" to disobeying Him? *Yes, He can. He loves to help us! We can pray to Him, asking Him to help us. We can ask Him to send the Holy Spirit to work in our hearts, helping us to turn from disobeying God and trust in Jesus as our Savior. We can ask Him to give us strength to say "no" when we are tempted to say "yes" to disobeying Him and His good laws. And we can ask for His forgiveness when we do give in to temptation.*

Let's Pray!

- A** God, we praise You for Jesus, Your Perfect Son, who never, ever disobeyed You, no matter how tempting it was.
- C** God, please forgive us for not saying "no" to disobeying You. Many times, when we are tempted, we choose to forget Your good ways and go ahead and do what we want to do. We need a Savior!
- T** Thank You, God, for promising to help Your people when they are tempted to do wrong. You promise to always provide them with a way out of sin. Thank You, that we can become Your people through Jesus, too, and You will help us.
- S** God, please work in our hearts. Help us turn away from our sins and trust in Jesus as our Savior. Help us to say "no" to disobeying You when we are tempted. Help us to choose to live for You, instead, like Jesus did.
In Jesus' name we pray, Amen.

Let's Praise God Right Now!

Big Q & A 12 Hymn: Trust and Obey, v.1

from *Deep Down Detectives* ESV Songs 12, track 16

Verse 1

When we walk with the Lord,
In the light of His Word,
What a glory He sheds on our way!
While we do His good will;
He abides with us still,
And with all who will trust and obey.

Refrain

Trust and obey,
For there's no other way,
To be happy in Jesus,
But to trust and obey.

Words: John H. Sammis Music: Daniel B. Towner

Big Question 12 Praise Song:

I Have Decided to Follow Jesus


from *Deep Down Detectives* NIV Songs 12, track 17

I have decided to follow Jesus,
I have decided to follow Jesus,
I have decided to follow Jesus,
No turning back, no turning back.

Go to the *Deep Down Detectives* Parent Resources for Unit 12 to get the Bible story and many more resources and songs for this unit at praisefactory.org

Bible Story for Big Question 12, Bible Truth 6

P.1

**The Case of the Escape that Waited**

1 Samuel 17:19,23-24,27,31; 2 Samuel 5-6

Dear Parents,

Big Question #12 is: "How Should God's People Live?" Your child is learning that "They Should Live Like Jesus... By Saying "No" to Disobeying God."

Here's a copy of the Bible story they are learning along with the "Listening Assignment" for each lesson. These assignments provide a different teaching emphasis for each lesson, helping the children dig deeper into each Bible truth. They match up with your child's take home for each lesson. We hope that these resources help your family to dig down deeper into the truths of God's Word!" Happy digging!

•many more resources for this Big Question can be found online at www.praisefactory.org•

Listening Assignments

"Hey, Kids! Detective Dan, here. Listen carefully to the story and help me answer these questions:

Detective Dan's Lesson #1 Listening Assignment:

I need to know:

1. Who needed to escape? Who did he need to escape from?
2. How could he have escaped? Why did he wait?

Detective Dan's Lesson #2 Listening Assignment:**Our Bible Verse is 1 Corinthians 10:13:**

"No temptation has overtaken you that is not common to man. God is faithful, and he will not let you be tempted beyond your ability, but with the temptation he will also provide the way of escape, that you may be able to endure it."

I need to know:

1. Who was tempted to disobey God? How?
2. How did God help him and provide him a way out?

Detective Dan's Lesson #3 Listening Assignment:

I found six clues, but two of them are **NOT** in the story.

They are: a harp, a rabbit, Goliath, a water jar, a pumpkin, and a spear. *Hold each of them up for the children to see as you identify them.*

I need to know:

1. Which four belong in the story and which two don't?
2. Who kept asking God for help to can you say no keep saying no to temptation? How did God answer his prayers?

Read the assignment questions, THEN SAY,

"Ok, Deep Down Detectives! Put on your best listening ears and see if you can hear the answers to Detective Dan's questions. When I finish telling the story, we will see if we can answer all the questions."

Read the Bible Truth story, answer questions, present the gospel and lead in prayer.

Answers to questions; the gospel; and, ACTS prayer are included with the story text.

The Case of the Escape that Waited *1 Samuel 17:19,23-24,27,31; 2 Samuel 5-6*

David was quite a man! He was a good shepherd who protected his sheep. He was a brave fighter who fought off enemies, whether they were great giants like Goliath, or even whole armies. He sang and played the harp, making up beautiful songs for God.

But most of all, David was a man after God's own heart.

What does it mean to be a man after God's own heart? Well, it means that David loved God and wanted to obey Him, even when it was very tempting to disobey Him.

David's people, the people of Israel, loved David! They were proud of how he protected his sheep from fierce, wild animals, like lions and bears. They praised David for being a brave fighter who fought off their powerful enemies. They loved David's songs and sang them to God.

They were glad that David was a man after God's own heart—who loved God and wanted to obey Him, even when it would be very tempting to disobey Him. They could see that God was pleased with David, too. God helped David in many special ways.

Yes, it seemed that EVERYONE in Israel loved David; but, that was not quite true. There was one man among the people of Israel who certainly did NOT love David.

Who was this man? It was none other than Saul, the king of Israel! Yes, King Saul disliked David because he was jealous of him. (Jealous means wishing you had what someone else has.)

Saul's jealousy of David grew bigger and bigger until it turned into anger and hate. David seemed to have everything that HE used to have, and Saul hated that.

Before David came, who did the people praise? They had praised HIM, King Saul! They praised HIM for being a brave fighter and for being Israel's first king. They praised HIM as the man God helped in special ways. And, oh, how King Saul loved the people's praise!

But now, all that had changed. When Saul had been tempted to disobey God, he didn't say "no." He said "yes"! Saul chose to sin against God and His good ways over and over. God warned Saul many times to turn away from disobeying Him. But what do you think Saul did? Saul kept on disobeying God. How sad!

Can you guess?

Saul kept on disobeying God. How sad!

So at last, after disobeying God over and over and over, the prophet Samuel came to Saul with some very sad news. "The LORD says, 'Because you have chosen to keep on disobeying Me, I'm going to make David and his sons the kings over Israel, instead of your family. No longer will you receive the special help I give My kings. Those days are gone for you,'" Samuel told Saul.

This made King Saul even MORE jealous! Now, he hated David even more. Saul would NOT let David be king. He would get rid of David! He would make sure HIS family, not David's, would be the kings over Israel!

Story with lines separating paragraphs (text in bold, optional interaction cues in italics)

King Saul decided to kill David. He threw a long spear at him. Oh, no! Did Saul hit David?

What do you think?

No, he did not! God protected David and he got away!

Next, King Saul sent men to get rid of David as he slept. Oh, no! Did the men get David?

What do you think?

No, they did not! God protected David. David's wife, Michal, helped David escape.

Now David knew he was not safe anywhere near King Saul. There was only one thing he could do. He must run far, far away. So, away from the king's palace, away from the cities, and out into the dry, desert-y wilderness, David ran. He ran away to where no one lived. Surely King Saul would give up and leave David alone out there. But did he?

What do you think?

But King Saul did NOT! He was determined to get rid of David! So, King Saul and his soldiers went out into that dry, desert-y wilderness hunting for David. Nothing would stop King Saul from getting rid of David!

What a hard life David lived! Every day, Saul and his soldiers were after him. He was always on the run. "Run, David, run! Hide, David, hide!"

Where would David make his home? Where would he sleep?

Can you guess?

David had no home. He slept on the ground, or sometimes in a cave. David couldn't rest anywhere for long. Saul and his soldiers were never far behind. David had to keep moving and stay alert!

And where in that big, dry, desert-y wilderness could David find food and water?

Can you guess?

It wasn't easy. Sometimes, there were only hoppy bugs like locusts to eat! Wriggle, wriggle! Crunch, crunch! Ugh!

God had once called David a man after His own heart, a man who loved God and wanted to obey Him. But NOW what David was thinking inside his heart, with King Saul after him, day after day after day? Did he STILL love God and want to obey Him? David knew that the LORD didn't want him to hate Saul or hurt him. But, oh, it must have been very tempting to want to both hate and hurt Saul after all he had done.

And what would happen if David DID get a chance to kill Saul? Would he keep saying "no" to disobeying God, or would he kill Saul and be rid of him, once and for all?

What do you think?

Story with lines separating paragraphs (text in bold, optional interaction cues in italics)

One night, David and his soldier friend, Abishai, found the place where King Saul and his soldiers were sleeping. They tip-toed around all the sleeping soldiers until they came to King Saul, himself.

Right next to King Saul's head were a water jar and a big spear. Tempting thoughts came into David's heart. He could use the spear and even kill Saul. What would David do now? How mean Saul had been to him! How tired David was of running away from Saul! This would be an easy way for David to finally get rid of Saul.

Abishai agreed with those tempting thoughts. "Let's get rid of King Saul," Abishai urged David. David picked up the water jar and the spear. What would he do with them next?

What do you think David will do?

The LORD helped David NOT give into the temptation to disobey Him and hurt Saul. With jar and spear in hand, David led Abishai away from the camp.

When they were a safe distance away from the Saul and his soldiers, David woke them up with a shout. "King Saul, here are your water jar and your spear. I could have killed you with them, but I didn't," David yelled. "Send a man here to me and I will give them back to you. But please, stop trying to kill me. I've done nothing to you," David pleaded.

Did Saul stop trying to kill David?

What do you think?

I'm sad to say that he did NOT! But even so, David kept on being a man after God's own heart: he kept saying "no" to disobeying God. He waited for God's perfect timing to rescue him.

At last, that perfect timing did come. Saul died, and, David's days of running were over.

NOW, what was David thinking in his heart? Would he celebrate that Saul was dead? It would be tempting to be happy about that.

What do you think David did?

But David said "no" to that temptation, too. David was sad for Saul. He even taught the people a special song to honor him at his funeral.

And not long after Saul died, the people of Israel made David their king. Everyone celebrated with fig cakes and roast meat. They sang songs of praise to the LORD and set up His special meeting place near David's palace house in Jerusalem. And who led the people in praising the LORD that day?

Can you guess?

Why, it was King David, himself! He wanted all the people to be people after God's own heart: people who loved God and wanted to obey Him, even when it was very, very hard.

Cracking the Case: (story wrap-up for Listening Assignments)

It's time to see how we did with our Listening Assignment.

Detective Dan's Lesson #1 Listening Assignment:

I need to know:

- 1. Who needed to escape? Who did he need to escape from and why?** David needed to escape from King Saul. Saul was jealous and wanted to kill David.
- 2. How could he have escaped? Why did he wait?** David could have killed Saul, but he knew that was wrong. He chose to wait for the LORD to rescue him, in His perfect timing.

For You and Me:

David waited a long time for God to provide his escape from King Saul. How hard it must have been to wait! God helped David wait. He helped him say 'no' to the temptation to get rid of King Saul his own way. And how God blessed David when he waited for His perfect timing! Maybe we will never have someone chasing after us and trying to kill us, like David did. Maybe we will never be tempted to kill anybody, like he was. But we have plenty of other temptations that come our way. Every day brings its own set of temptations to disobey God and His good ways. God helped David and He can help us. He can help us turn away and trust in Jesus as our Savior. This is how we become God's people. And, He can help us to keep on saying 'no' to disobeying Him and to keep on living His good way, instead of giving in to sin.

Detective Dan's Lesson #2 Listening Assignment:**Our Bible Verse is 1 Corinthians 10:13, ESV:**

"No temptation has overtaken you that is not common to man. God is faithful, and he will not let you be tempted beyond your ability, but with the temptation he will also provide the way of escape, that you may be able to endure it."

I need to know:

- 1. Who was tempted to disobey God? How?** David was. He was tempted to get rid of King Saul his own way.
- 2. How did God help him and provide him a way out?** God helped him say 'no' to temptation. He helped David wait and trust. And in His perfect timing, God, Himself, provided the way out from King Saul.

For You and Me:

David waited a long time for God to provide his escape from King Saul. How hard it must have been to wait! God helped David wait. He helped him say 'no' to the temptation to get rid of King Saul his own way. And how God blessed David when he waited for His perfect timing! Maybe we will never have someone chasing after us and trying to kill us, like David did. Maybe we will never be tempted to kill anybody, like he was. But we have plenty of other temptations that come our way. Every day brings its own set of temptations to disobey God and His good ways. God helped David and He can help us. He can help us turn away and trust in Jesus as our Savior. This is how we become God's people. And, He can help us to keep on saying 'no' to disobeying Him and to keep on living His good way, instead of giving in to sin.

Detective Dan's Lesson #3 Listening Assignment:

I found six clues, but two of them are **NOT** in the story. They are: a harp, a rabbit, Goliath, a water jar, a pumpkin, and a spear. *Hold each of them up for the children to see as you identify them.*

I need to know:

- 1. Which four belong in the story and which two don't?** The harp, Goliath, the water jar and the spear belong. The rabbit and the pumpkin do not.

For You and Me:

David waited a long time for God to provide his escape from King Saul. How hard it must have been to wait! God helped David wait. He helped him say 'no' to the temptation to get rid of King Saul his own way. And how God blessed David when he waited for His perfect timing! Maybe we will never have someone chasing after us and trying to kill us, like David did. Maybe we will never be tempted to kill anybody, like he was. But we have plenty of other temptations that come our way. Every day brings its own set of temptations to disobey God and His good ways. God helped David and He can help us. He can help us turn away and trust in Jesus as our Savior. This is how we become God's people. And, He can help us to keep on saying 'no' to disobeying Him and to keep on living His good way, instead of giving in to sin.

The Gospel (story wrap-up if NOT using Listening Assignments)

Our Bible Truth is:
How Should God's People Live?
They Should Live Like Jesus...
By Saying "No" to Disobeying God!

Our story today tells us about a time when David said "no" to disobeying God. But you know, David was not a perfect man. He was a man after God's own heart, but he was disobeyed God, just like you and me. Yes, there were many times when David sinned against God, just like we do. David, like us, needed a Savior to save him from the punishment he deserved for his sins.

Who was the Savior that David trusted God to send? It was Jesus! Yes, David looked forward to the day when Jesus would come! God forgave David's sins through his faith in this the coming Savior. God can forgive our sins through Jesus, too. How? When we turn away from disobeying God and trust Jesus as our own Savior! Isn't that good news!

Close in prayer.

Closing ACTS Prayer

- A** God, we praise You for giving us Jesus so we can know how we should live. He lived a perfect life!
- C** God, please forgive us for not saying "no" to disobeying You. Many times, when we are tempted, we choose to forget Your good ways and go ahead and do what we want to do. We need a Savior!
- T** Thank You, God, for promising to help Your people when they are tempted to do wrong. You promise to always provide them with a way out of sin. Thank You, that we can become Your people through Jesus, too, and You will help us.
- S** God, please work in our hearts. Help us turn away from our sins and trust in Jesus as our Savior. Help us to say "no" to disobeying You when we are tempted. Help us to choose to live for You instead, like Jesus did.

In Jesus' name we pray, Amen.

Big Question 12, Bible Truth 6 Overview: Key Concepts

p.7

Unit 12: God's People Live for Him

Unit Big Question (and Answer): How Should God's People Live? They Should Live Like Jesus!

Unit Bible Verse: "Be imitators of God, as beloved children. And walk in love, as Christ loved us and gave himself up for us." --Ephesians 5:1-2, ESV

Bible Truth 6 Concept: They Should Live Like Jesus... By Saying "No" to Disobeying God!

Jesus is the perfect Son of God, but when He lived on earth, He was tempted to disobey God just as we are. Sometimes, God's plan for Jesus was very hard. Jesus was tempted disobey God, His Father, and do something easier. God's enemy, Satan, knew just what kinds of things to tempt Jesus with. Oh, how he wanted Jesus to disobey God! He did NOT want Jesus to be our Savior!

But no matter what the temptation was, Jesus always said "no" to it. He prayed to God, His Father, to help Him. He remembered God's Word and it made Him strong to always say "no" to disobeying God. He never, ever disobeyed God, so He could be our perfect Savior.

God's people are often tempted to disobey God, too. They want to love God. They want to obey Him. They have the Holy Spirit living in their hearts, helping them; but (unlike Jesus), sin is very strong in their hearts, too.

God wants His people to do what Jesus did when they are tempted. He wants them to pray to Him and ask for His help. He wants them to remember His Word, the Bible. His Holy Spirit living in their hearts can help them say "no" to sin. And when they do give in to temptation, His Holy Spirit can comfort them with God's forgiveness.

When we turn away from our sins and trust in Jesus as our Savior, God promises to help us say "no" to disobeying God, too. And, He promises to forgive our sins, even when we do disobey Him. Thank You, God!

Bible Truth 6 Bible Verse: 1 Corinthians 10:13, ESV

"No temptation has overtaken you that is not common to man. God is faithful, and he will not let you be tempted beyond your ability, but with the temptation he will also provide the way of escape, that you may be able to endure it."

Learn a Little: "God is faithful, and he will not let you be tempted beyond your ability."

Meaning

God's people will be tempted to sin every day of their lives. Their temptations are common to man--that is, they will be tempted to sin against God, just like everyone else. But God's people can be encouraged that God is always there to help them say "no." He promises that He will never let them be tempted more than they can bear. With any temptation they face, He promises to provide a way of escape, so they can endure the temptation without sinning. How good, merciful, and powerful is the Lord! We can be God's people when we turn away from our sins and trust in Jesus as our Savior. He can help us say "no" to temptation, too.

Bible Truth 6 ACTS Prayer

- A** God, we praise You for Jesus, Your Perfect Son, who never, ever disobeyed You, no matter how tempting it was.
- C** God, please forgive us for not saying "no" to disobeying You. Many times, when we are tempted, we choose to forget Your good ways and go ahead and do what we want to do. We need a Savior!
- T** Thank You, God, for promising to help Your people when they are tempted to do wrong. You promise to always provide them with a way out of sin. Thank You, that we can become Your people through Jesus, too, and You will help us.
- S** God, please work in our hearts. Help us turn away from our sins and trust in Jesus as our Savior. Help us to say "no" to disobeying You when we are tempted. Help us to choose to live for You, instead, like Jesus did. In Jesus' name we pray, Amen.

Big Question 12, Bible Truth 6 Overview: Key Concepts

p.2

Bible Truth 6 Story

The Case of the Escape that Waited

1 Samuel 17:19,23-24,27,31; 2 Samuel 5-6

Songs Used in Bible Truth 6

Big Q & A 12 Song

Big Question 12 Song: How Should God's People Live?

Big Question 12 Bible Verse Song: Walk in Love Ephesians 5:1-2, ESV

Extra Big Question 12 Bible Verse Song: Let Everyone Who Names the Name 2 Timothy 2:19,22, ESV

Big Question 12 Hymn: Trust and Obey, v.1

Big Question 12 Praise Song: I Have Decided to Follow Jesus

Bible Truth 6 Bible Verse Song: No Temptation 1 Corinthians 10:13, ESV

Extra Bible Truth 6 Bible Verse Song: No Temptation Has Overtaken You 1 Corinthians 10:13, ESV

Extra Bible Truth 6 Bible Verse Song: Count It All Joy James 1:2-4, ESV

listen to or download songs for free at <https://praisefactory.org>: Deep Down Detectives Music page

Go and Tell Bible Truth Concept Craft

Say “No” to Disobeying God Stop Light

Craft Description

The children will create a stop light with lights that remind them to say “STOP” to disobeying God when they are tempted to sin against Him.

Materials

White paper or cardstock
Poster board (optional)
Markers or crayons
Glue
Clear tape
One pair of scissors

Preparations

1. Print out the craft pages and make 1 copy per child of them on white paper or cardstock.
2. If you want to make your craft sturdier, also cut out an 8.5” x 11” piece of poster board. Glue the inner page to the poster board.
3. Set out markers/crayons.

Introducing the Craft:

“Our Big Question is: “How Should God’s People Live Each Day? They Should Live Like Jesus...by saying no to disobeying God!” That’s something very good to know. But many people don’t know that. So do you know what God wants us to do? He wants us to go and tell others this very important news. So today we are going to make something we can show and tell them, too. Here’s what it looks like... (Hold up example of craft).”

Directions

1. Show children your finished craft, reading the words to them.
2. Have the children color in the stop light and the lights, both the outer piece and the inner piece
3. Cut out around most of each of the three lights, leaving about 3/4” along the left side intact. You may want to reinforce this side with a piece of clear tape.

Teacher only:

4. Glue the outer stop light piece onto the inner stop light piece, making sure to line up the lights.
5. Show the children how they can open up their lights and show the words inside.
6. Make sure to write each child’s name on their craft.
7. If you have time, you can practice saying the words on the card.


Discussion

This is an especially good time to re-read the key concepts and discuss them. See the Deep Down Discussion Sheet for possible questions to talk about.

Craft Wrap-Up:


“At the end of our time together today, you get to take home your Go and Tell crafts. And what are you going to do with them? Show and tell someone the important news you’ve learned today: “How Should God’s People Live Each Day? They Should Live Like Jesus...by saying no to disobeying God!”


How Should God's People Live Each Day? They Should Live Like Jesus... by saying "no" to disobeying God!



"No temptation has overtaken you that is not common to man. God is faithful, and he will not let you be tempted beyond your ability, but with the temptation he will also provide the way of escape, that you may be able to endure it." 1 Corinthians 10:13,

Inside piece of Stop Light





Our Big Question is: "How Should God's People Live Each Day? They Should Live Like Jesus...by saying no to disobeying God!" We learned in our story how David said "no" to disobeying God, even though it was very hard. King Saul kept trying to kill David because he was so jealous of him! David knew that God did not want him to kill Saul. He wanted David to trust Him to rescue him from Saul at just the right time. David did trust God; and, God did rescue David! Perhaps, we will never be tempted to kill anyone as David was; but, there are plenty of other ways we are tempted to disobey God's good laws. God wants us to remember this story of David. He wants us to say "no" to disobeying Him, too. And did you know that this is the first step in how we become one of God's people: turning away from our sins and living for God, instead. What else does do we need to do to become one of His people? Trust in Jesus as our Savior, the one who paid for our sins when He suffered and died on the cross, and rose up from the dead in victory. Ask God to help you do this! He loves to help us.

The Case of the Escape that Waited Jigsaw Puzzle Page

1 Samuel 17:19,23-24,27,31; 2 Samuel 5-6

Make copies of picture and cut into an appropriate number of pieces for your children.
Or, you can print out color versions of this puzzle by downloading it from praisefactory.org.

Our Big Question is: "How Should God's People Live Each Day? They Should Live Like Jesus...by saying no to disobeying God!" We learned in our story how David said "no" to disobeying God, even though it was very hard. King Saul kept trying to kill David because he was so jealous of him! David knew that God did not want him to kill Saul. He wanted David to trust Him to rescue him from Saul at just the right time. David did trust God; and, God did rescue David! Perhaps, we will never be tempted to kill anyone as David was; but, there are plenty of other ways we are tempted to disobey God's good laws. God wants us to remember this story of David. He wants us to say "no" to disobeying Him, too. And did you know that this is the first step in how we become one of God's people: turning away from our sins and living for God, instead. What else does do we need to do to become one of His people? Trust in Jesus as our Savior, the one who paid for our sins when He suffered and died on the cross, and rose up from the dead in victory. Ask God to help you do this! He loves to help us.




**CAN YOU GUESS Bible Truth 7:
How Should God's People Live?
They Should Live Like Jesus...**


By Telling the Good News of

----- !

**HINT: What is the name of God's Son,
sent to save us? It starts with a "J"
and it rhymes with "breezes."**



Deep Down Detective Devotion: Unit 12, Bible Truth 7, Lesson 1



Big Question 12: How Should God's People Live?

Answer: They Should Live Like Jesus... By Telling the Good News of Jesus!

Bible Truth 7 Meaning

After Jesus died on the cross and rose from the dead, He told His disciples to go tell the good news of salvation to the whole world. Jesus wanted people everywhere know how they could become God's people. He wanted them to know that they could know God in their hearts, now. And after they died, they could go and live with God forever. These wonderful gifts would be theirs when they turned away from their sins and trusted in Jesus as their Savior. What good news this was! Jesus' disciples obeyed Him. They traveled farther and farther away from their homes, sharing the good news of Jesus to all who would listen. Many people rejoiced in this good news. They turned away from their sins and trusted in Jesus as their Savior. God's people were growing in number! Even today, God still wants His people to keep on sharing this good news to all who will listen. He wants them to share this good news with people who live next door, and with people who live in faraway places. God wants His people to keep on telling about Jesus until the whole world has heard the good news. How do God's people carry out this big, wonderful job? With the help of God's Holy Spirit! God promises that His Holy Spirit will be at work inside His people. He will help them know what to say and give them the courage to say it. Best of all, God promises to send His Holy Spirit to work in the hearts of those who listen, helping them trust in Jesus and be saved. We can be God's people, too, when we turn away from our sins and trust in Jesus as our Savior.

How do I know this is true? The Bible tells me so!

"Everyone who calls on the name of the Lord will be saved." How then will they call on him in whom they have not believed? And how are they to believe in him of whom they have never heard? And how are they to hear without someone preaching? And how are they to preach unless they are sent? As it is written, "How beautiful are the feet of those who preach the good news!" -- Romans 10:13-15, ESV

Some Questions for You

1. What did Jesus tell others as He traveled around? *How they could become God's people by trusting in Him as their Savior.*
2. What did Jesus tell His special followers to do, after He rose from the dead? *To go to every part of the world to tell others about Him.*
3. What does Jesus want people everywhere to be? *God's people.*
4. What do people need to know, if they are to become God's people? *The good news of Jesus.*
5. Has everyone in all places heard about Jesus? *No.*
6. What should God's people still do, even today? *Keep telling others the good news of Jesus.*
7. Who will help God's people tell others about Jesus? *The Holy Spirit.*
8. How can we become God's people? *By believing the good news! By turning away from our sins and trusting in Jesus as our Savior!*

Let's Pray!

- A** God, we praise You for being the God who saves. You made the way for sinful people like us to become Your people. How loving and merciful You are!
- C** God, please forgive us for not telling others about You as You want us to. Forgive us for being scared that others might not want to hear about Jesus or make fun of us. Forgive for not trusting You to be at work as we share the good news about salvation through Him. We need a Savior!
- T** Thank You, God, for offering to make us Your people through Jesus. Thank You for giving us the wonderful, good news of salvation through Him.
- S** God, please work in our hearts. Help us turn away from our sins and trust in Jesus as our Savior. Help us to tell others how they can receive the free gift of salvation through Him, too. Work inside others as they hear about Jesus and help them believe in Him, too. In Jesus' name we pray, Amen.

Let's Sing about What We're Learning!

Big Q & A 12 Song from *Deep Down Detectives ESV Songs 12, track 12*
(sung to the tune of "Twinkle, Twinkle, Little Star")

How should God's people live each day? They should live like Jesus!
How should God's people live each day? How should God's people live each day?
How should God's people live each day? They should live like Jesus!

Big Question 12 Action Rhyme Song from *Deep Down Detectives ESV Songs 12, track 13*

Refrain:

How should God's people live?
How should God's people live?
How should God's people live?
They should live like Jesus!


Verse 1

Jesus loved God most of all,
He loved all people, too,
In all that He did
and said and thought,
He loved them thru and thru. *Refrain*

Verse 2

God's people should love God most of all,
They should love others, too,
And God the Holy Spirit,
Will help them in all they do.
Refrain

Go to the *Deep Down Detectives Parent Resources for Unit 12* to get the Bible story and many more resources and songs for this unit at praisefactory.org



“Everyone who calls on the name of the Lord will be saved.” How then will they call on him in whom they have not believed? And how are they to believe in him of whom they have never heard? And how are they to hear without someone preaching? And how are they to preach unless they are sent? As it is written, “I w beautiful are the feet of those who preach the good news!” -- Romans 10:13-15, ESV

Deep Down Detective Devotion: Unit 12, Bible Truth 7, Lesson 2



Big Question 12: How Should God's People Live?

Answer: They Should Live Like Jesus... By Telling the Good News of Jesus!

How do I know this is true? The Bible tells me so!

"Everyone who calls on the name of the Lord will be saved." How then will they call on him in whom they have not believed? And how are they to believe in him of whom they have never heard? And how are they to hear without someone preaching? And how are they to preach unless they are sent? As it is written, "How beautiful are the feet of those who preach the good news!" -- Romans 10:13-15, ESV

Learn a Little: "How beautiful are the feet of those who preach the good news!"

Meaning

These verses remind us that God sends His people to tell others the good news of salvation through Jesus. They must go, if others are to hear and believe. That is how God has planned to save sinners. What a privilege this is to go and tell others! That is what makes their feet beautiful. Not that they have pretty feet (or cute toes), but that by using their feet to go tell others about Jesus, those others can know God and be saved from their sins.

Some Questions for You

1. What does it mean to "call on the name of the Lord?" *It means to turn away from your sins and trust in Jesus as your Savior.*
2. Who does God send to tell people the good news of Jesus, so they can be saved? *God sends His people to tell them.*
3. What is preaching? *Reading God's Word and explaining it to others.*
4. Why does the Bible call the feet of God's people beautiful when they go and tell others the good news of Jesus? *Not because their toes are very pretty, but because people are so happy to hear the good news of Jesus and become God's people.*
5. How can Jesus be our Savior? *We can turn away from our sins and trust in Him as their Savior. God loves to help us do this! Ask Him!*

Let's Pray!

- A** God, we praise You for being the God who saves. You made the way for sinful people like us to become Your people. How loving and merciful You are!
- C** God, please forgive us for not telling others about You as You want us to. Forgive us for being scared that others might not want to hear about Jesus or make fun of us. Forgive for not trusting You to be at work as we share the good news about salvation through Him. We need a Savior!
- T** Thank You, God, for offering to make us Your people through Jesus. Thank You for giving us the wonderful, good news of salvation through Him.
- S** God, please work in our hearts. Help us turn away from our sins and trust in Jesus as our Savior. Help us to tell others how they can receive the free gift of salvation through Him, too. Work inside others as they hear about Jesus and help them believe in Him, too. In Jesus' name we pray, Amen.

Let's Sing Our Bible Verse!

How Beautiful: Romans 10:13-15 from *Deep Down Detectives* ESV Songs 12, track 41

Refrain

How beautiful! How beautiful!

How beautiful are the feet.

How beautiful! How beautiful!

Are the feet of those who preach the good news.

Ev'ryone who calls on the name of the Lord,
Will be saved.

Ev'ryone who calls on the name of the Lord,
Will be saved.

Yes, but I have some questions....

How then will they call on Him they've not believed in?

How are they to believe in Him they never heard?


How are they to hear without someone preaching?

How are they to preach unless they are sent?


Well, it all goes back to those feet! *Refrain*

Romans Ten, thirteen through fifteen.


Which four of these clues belong in our story? Which two do not? Put an X in the boxes of the four that belong.




A Sunflower



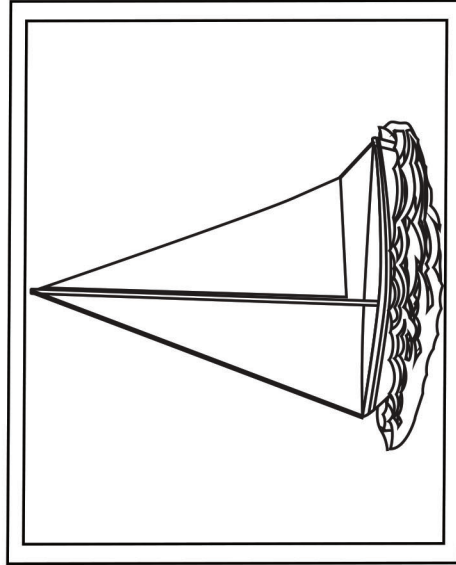
Jesus' Followers



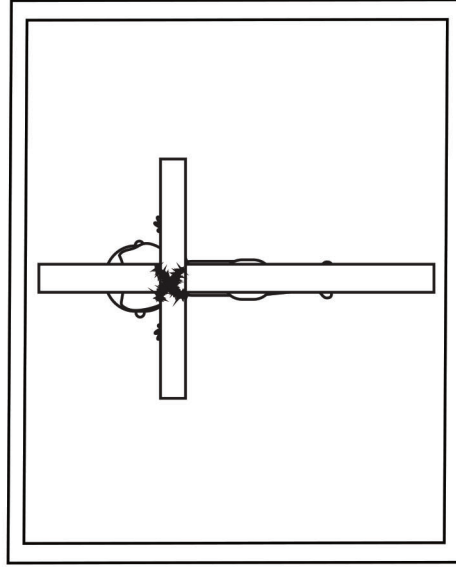
A Bird



The Holy Spirit in a Heart



A Boat



A Cross

Answer: Jesus' followers, the Holy Spirit in a heart; the boat and the cross belong. The sunflower and the bird do not.

Deep Down Detective Devotion: Unit 12, Bible Truth 7, Lesson 3



Big Question 12: How Should God's People Live?

Answer: They Should Live Like Jesus... By Telling the Good News of Jesus!

Bible Truth 7 Meaning

After Jesus died on the cross and rose from the dead, He told His disciples to go tell the good news of salvation to the whole world. Jesus wanted people everywhere know how they could become God's people. He wanted them to know that they could know God in their hearts, now. And after they died, they could go and live with God forever. These wonderful gifts would be theirs when they turned away from their sins and trusted in Jesus as their Savior. What good news this was! Jesus' disciples obeyed Him. They traveled farther and farther away from their homes, sharing the good news of Jesus to all who would listen. Many people rejoiced in this good news. They turned away from their sins and trusted in Jesus as their Savior. God's people were growing in number! Even today, God still wants His people to keep on sharing this good news to all who will listen. He wants them to share this good news with people who live next door, and with people who live in faraway places. God wants His people to keep on telling about Jesus until the whole world has heard the good news. How do God's people carry out this big, wonderful job? With the help of God's Holy Spirit! God promises that His Holy Spirit will be at work inside His people. He will help them know what to say and give them the courage to say it. Best of all, God promises to send His Holy Spirit to work in the hearts of those who listen, helping them trust in Jesus and be saved. We can be God's people, too, when we turn away from our sins and trust in Jesus as our Savior.

How do I know this is true? The Bible tells me so!

"Everyone who calls on the name of the Lord will be saved." How then will they call on him in whom they have not believed? And how are they to believe in him of whom they have never heard? And how are they to hear without someone preaching? And how are they to preach unless they are sent? As it is written, "How beautiful are the feet of those who preach the good news!" -- Romans 10:13-15, ESV

Some Questions for You

1. What did Jesus tell His disciples to do, before He went up to heaven? *He told them to be His witnesses to the whole world.*
2. What was the message that Jesus' disciples told people? *Jesus is God's Son, sent to save us. He died on the cross for the sins of God's people. He rose from the dead, showing He beat sin and death. He calls us to turn away from disobeying God and trust in Him as our Savior. When we do, we become God's dearly loved people who will love Him and know Him forever and ever.*
3. Where did Jesus' disciples go to tell this message? *They went to the people in their city and they went to people in other places, even other places that were very far away.*
4. What do God's people today still need to do? *They need to keep on telling others about Jesus. There are still so many who need to hear.*
5. How can we become God's people? *By turning away from disobeying God and trusting in Jesus as our Savior.*

Let's Pray!

- A** God, we praise You for being the God who saves. You made the way for sinful people like us to become Your people. How loving and merciful You are!
- C** God, please forgive us for not telling others about You as You want us to. Forgive us for being scared that others might not want to hear about Jesus or make fun of us. Forgive for not trusting You to be at work as we share the good news about salvation through Him. We need a Savior!
- T** Thank You, God, for offering to make us Your people through Jesus. Thank You for giving us the wonderful, good news of salvation through Him.
- S** God, please work in our hearts. Help us turn away from our sins and trust in Jesus as our Savior. Help us to tell others how they can receive the free gift of salvation through Him, too. Work inside others as they hear about Jesus and help them believe in Him, too. In Jesus' name we pray, Amen.

Let's Praise God Right Now!

Go to the Deep Down Detectives Parent Resources for Unit 12 to get the Bible story and many more resources and songs for this unit at praisefactory.org

Big Q & A 12 Hymn: Trust and Obey, v.1

from Deep Down Detectives ESV Songs 12, track 16

Verse 1

When we walk with the Lord,
In the light of His Word,
What a glory He sheds on our way!
While we do His good will;
He abides with us still,
And with all who will trust and obey.

Refrain

Trust and obey,
For there's no other way,
To be happy in Jesus,
But to trust and obey.

Words: John H. Sammis Music: Daniel B. Towner

Big Question 12 Praise Song:


I Have Decided to Follow Jesus

from Deep Down Detectives ESV Songs 12, track 17

I have decided to follow Jesus,
I have decided to follow Jesus,
I have decided to follow Jesus,
No turning back, no turning back.

Bible Story for Big Question 12, Bible Truth 7**The Case of the Beautiful, Busy Feet**

Acts



Dear Parents,

Big Question #12 is: "How Should God's People Live?" Your child is learning that "They Should Live Like Jesus...By Telling the Good News of Jesus!"

Here's a copy of the Bible story they are learning along with the "Listening Assignment" for each lesson. These assignments provide a different teaching emphasis for each lesson, helping the children dig deeper into each Bible truth. They match up with your child's take home for each lesson. We hope that these resources help your family to dig down deeper into the truths of God's Word!" Happy digging!

many more resources for this Big Question can be found online at www.praisefactory.org

Listening Assignments

"Hey, Kids! Detective Dan, here. Listen carefully to the story and help me answer these questions:

Detective Dan's Lesson #1 Listening Assignment:

I need to know:

- 1. Who had beautiful, busy feet?**
- 2. What made the feet beautiful? What were they busy doing?**

Detective Dan's Lesson #2 Listening Assignment:**Our Bible Verse is Romans 10:13-15, ESV**

"Everyone who calls on the name of the Lord will be saved." How then will they call on him in whom they have not believed? And how are they to believe in him of whom they have never heard? And how are they to hear without someone preaching? And how are they to preach unless they are sent? As it is written, "How beautiful are the feet of those who preach the good news!"

I need to know:

- 1. What message about Jesus did Jesus' followers tell everyone?**
- 2. Why were their feet so busy traveling to faraway places to tell everyone this message?**

Detective Dan's Lesson #3 Listening Assignment:I found six clues, but two of them are **NOT** in the story.

They are: a sunflower, Jesus' followers, a bird, God's Holy Spirit in a heart, a boat, and a cross. *Hold each of them up for the children to see as you identify them.*

I need to know:

- 1. Which four belong in the story and which two don't?**
- 2. What did Jesus's followers ask the Holy Spirit to do in the hearts of those who listened to their good news? How did God answer those prayers?**

Read the assignment questions, THEN SAY,

"Ok, Deep Down Detectives! Put on your best listening ears and see if you can hear the answers to Detective Dan's questions. When I finish telling the story, we will see if we can answer all the questions."

Read the Bible Truth story, answer questions, present the gospel and lead in prayer.

Answers to questions; the gospel; and, ACTS prayer are included with the story text.

The Case of the Beautiful, Busy Feet *Acts**Story with lines separating paragraphs (text in bold, optional interaction cues in italics)*

Jesus and His disciples stood together on the Mount of Olives, a hill near the city of Jerusalem. This would be the last time they would be together on earth.

Jesus had died on the cross and was buried in a grave. Then, on Day Three, He rose from the dead and appeared to His disciples. For the next forty days, Jesus taught them about God's good plans from the Bible. How wonderful it had been to have Jesus with them again!

But now, those days were over. It was time for Jesus to go to heaven and rule. Before He went, Jesus told his disciples about the job He had for them. "Be My witnesses," Jesus told them. "Tell everyone what I've done. Tell them how they can become God's people. Teach them everything I've taught you. Make them My disciples," Jesus said. "Start right here in Jerusalem, but don't stop there! This good news is for the whole world," Jesus told them.

"Go through all of Judea, this land you live in. Tell everyone the good news. But don't stop there! Go to Samaria, to your enemies who live in the land next to you. Tell them the good news, but don't stop there, either!" Jesus said, "Keep on going and telling, to the very ends of the earth. Every people, in every part of the world, need to hear this wonderful, good news of salvation through faith in Me!"

Wow! Jesus was giving His disciples a big job! Could they really do all of this? Tell the WHOLE WORLD?

What do you think?

Wow! Jesus was giving His disciples a big job! Could they really do all of this? Tell the WHOLE WORLD? Well... no, they couldn't. Not on their own. But yes, they could, because God was going to give them a powerful Helper. "I will ask the Father and He will send the Holy Spirit to live in your hearts," Jesus told them. "HE will give you the wisdom and power you need to tell the whole world," Jesus told them. "And, when this wonderful, good news of salvation has reached all peoples, in all places, I will come back," Jesus promised. When Jesus finished saying all these things, He went up through the clouds to heaven.

The disciples were sad for Jesus to leave them, but they were happy about His promises. How exciting! The Holy Spirit would live inside their hearts! They would get to tell everyone the good news about Jesus. And one day, when their job was finished, Jesus would come back! Yes, this was all very, very exciting!

But what should they do first? Where should they go? Jesus told them. What did He say?

Can you remember?

"Start in Jerusalem. Wait there for the gift of the Holy Spirit!" Jesus told them; so, that's just where they went and just what they did!

In Jerusalem, they waited and prayed until God's Holy Spirit came to live inside them, just as Jesus promised. The disciples burst out into the streets of Jerusalem, and helped by the Holy Spirit, they spread the good news of Jesus: "Turn away from disobeying God! Trust in Jesus as your Savior!" they told all who would listen. "God will forgive your sins and make you, His people. You can know and love God in your hearts, right now. And when you die, you can live with Him and enjoy Him forever," they promised. "Believe this wonderful, good news today!" they urged everyone.

Bible Story for Big Question 12, Bible Truth 7

Story with lines separating paragraphs (text in bold, optional interaction cues in italics)

The Holy Spirit began to work in the hearts of many that day. And guess what happened next?

Can you guess?

They turned away from their sins and trusted in Jesus as their Savior. Yay!

Thousands of new believers joined Jesus' first disciples. They gathered together as a church to pray and learn from God's Word. They encouraged each other to love God and love one another like sisters and brothers. And, they encouraged each other to do the job Jesus gave them. Can you remember what that job was?

Can you remember?

"Be My witnesses! Tell the whole world about Me!" Jesus had told them. Now, it was time to do it!

Some stayed in Jerusalem. They kept on telling others the good news of Jesus there. But many others left Jerusalem. Jesus told them to go to the whole world, so that's what they did.

Some went to the little towns of their homeland, Judea. And what did they remember as they moved? Jesus' last words: "Be My witnesses! Tell the whole world the wonderful, good news of salvation through faith in Me."

And so, they did. "Turn away from disobeying God and trust in Jesus as your Savior," they told people in Judea. "God will forgive your sins and make you, His people. You can know and love God in your hearts, right now. And when you die, you will live with Him and enjoy Him forever. Believe this wonderful, good news today!" they urged the people in Judea.

Many heard this wonderful, good news and believed! Now, they were God's people, brothers and sisters through Jesus!

Some of Jesus' followers left Judea and went even farther away. Some, like Philip, went to Samaria, the nearby land of their enemies. And what did Philip and the others remember as they went? Jesus' last words. Can you remember them?

Can you?

"Be My witnesses! Tell the whole world the wonderful, good news of salvation through faith in Me!" Jesus had told them.

So, that's what Philip and others did: "Turn away from disobeying God and trust in Jesus as your Savior," they told their enemies in Samaria. "God will forgive your sins and make you, His people. You can know and love God in your hearts, right now. And when you die, you will live with Him and enjoy Him forever. Believe this wonderful, good news today!" they urged.

Many of these enemies heard and believed! They weren't enemies, anymore! Now, they were God's people, brothers and sisters through Jesus!

Story with lines separating paragraphs (text in bold, optional interaction cues in italics)

Others, like Paul and Barnabas, went even farther away. They sailed on ships over the wavy seas to islands. They walked miles and miles to other faraway places. Over tall mountains, down deep valleys, along the seashore, they travelled. Wherever people were, they went. And what did they remember as they went to all these places? Jesus' last words. Can you remember them?

Can you?

"Be My witnesses! Tell the whole world the wonderful, good news of salvation through faith in Me!" Jesus had told them.

So, that's what Paul and Barnabas did: "Turn away from disobeying God and trust in Jesus as your Savior," they told the peoples in those faraway places. "God will forgive your sins and make you, His people. You can know and love God in your hearts, right now. And when you die, you will live with Him and enjoy Him forever. Believe this wonderful, good news today!" they urged.

Many in these faraway places heard this wonderful, good news and believed! Now, they were God's people, brothers and sisters through Jesus!

Many years have passed since Jesus told His disciples to tell the world how He can be their Savior. And all this time, as His disciples have kept on spreading the good news, the Holy Spirit has been at work in the hearts of people. Now, millions, even billions, of people have become God's people, brothers and sisters through Jesus. But did you know the job is STILL not finished?

But did you know the job is STILL not finished? There are still so many people who need to hear the good news of Jesus. Million, even billions, of people. Who will tell THEM about Him? Can you guess?

Can you guess?

God's people, living today, that's who! Jesus wants His disciples to keep on telling everyone, all over this world, how He can become their Savior. People who live near them need to hear. People who live far away from them need to hear. And everyone who lives in between needs to hear, too! They ALL need to hear the wonderful, good news of Jesus, that they might turn away from disobeying God, trust Jesus as their Savior, and be saved!

And who will help God's people finish this big job? The same Person who helped those believers, long ago. Can you remember who?

Can you remember His name?

God's Holy Spirit, that's who! He is living in their hearts, helping God's people do the job Jesus gave them. He's at work in those who hear the good news of Jesus, too, helping them turn away from their sins and trust in Jesus as their Savior.

On and on, God's people will remember Jesus' last words to them. What are they again?

Can you remember them?

"Be My witnesses! Tell the whole world the wonderful, good news of salvation through faith in Me!" Jesus had told them.

Yes, they will keep on doing the job God gave them, until all of God's people are saved, millions and billions, even trillions of people. More people than we can count. Wow! And THEN, at last, it will be time for Jesus to come back. He will take His people to live with Him in the new heaven and earth forever. What a great day that will be! It will be Perfect Wonderfulness!

Cracking the Case: (story wrap-up for Listening Assignments)

It's time to see how we did with our Listening Assignment.

Detective Dan's Lesson 1 Listening Assignment:

1. Who had beautiful, busy feet? God's people.
2. What made the feet beautiful? What were they busy doing? They were using their feet to travel to faraway places to tell others about Jesus. People turned away from their sins and trusted in Jesus as their Savior. They became God's people, too. They were so grateful that someone would walk so far just so they could hear about Jesus. That's why they called the feet of these messengers beautiful!

For You and Me:

Jesus' first followers were busy going into the world, telling everyone about Jesus. They wanted everyone to turn away from their sins and trust in Jesus as their Savior. They wanted them all to be God's people forever. Jesus still sends out His followers so that many more people might trust in Him as their Savior. Why, your teachers, even today, are telling you this good news, so that YOU might turn away from your sins and trust in Jesus as your Savior. They want you to be God's people too. I guess that means they have beautiful feet!

**Detective Dan's Lesson 2 Listening Assignment:
Our Bible Verse is Romans 10:13-15, ESV**

"Everyone who calls on the name of the Lord will be saved." How then will they call on him in whom they have not believed? And how are they to believe in him of whom they have never heard? And how are they to hear without someone preaching? And how are they to preach unless they are sent? As it is written, "How beautiful are the feet of those who preach the good news!"

I need to find out:

1. What message about Jesus did Jesus' followers tell everyone? That they could become God's people when they turned away from their sins and trusted in Jesus as their Savior.
2. Why were their feet so busy traveling to faraway places to tell everyone this message? Only by going to these faraway places would the people who lived there hear about Jesus, turn away from their sins, and be saved. This was the only way they could get to become God's people.

For You and Me:

Jesus' first followers were busy going into the world, telling everyone about Jesus. They wanted everyone to turn away from their sins and trust in Jesus as their Savior. They wanted them to be God's people forever. Jesus still sends out his followers today. He still wants people to trust in Him as their Savior. Why, your teachers, even today, are telling you this good news so that YOU might turn away from your sins and trust in Jesus as your Savior. They want you to be God's people too. I guess that means they have beautiful feet, too!

Detective Dan's Lesson 3 Listening Assignment:

Our six clues were: a sunflower, Jesus' followers, a bird, God's Holy Spirit in a heart, a boat, and a cross.

1. Which four belong in our story?

Jesus' followers, God's Holy Spirit in a heart, the boat and the cross belong. The sunflower and the bird do not.

2. What did Jesus's followers ask the Holy Spirit to do in the hearts of those who listened to their good news? How did God answer those prayers? They asked the Holy Spirit to help people turn away from their sins and trust in Jesus as their Savior. The Holy Spirit DID work in the hearts of many and they were saved!

For You and Me:

The Holy Spirit worked in the hearts of many who heard the good news of Jesus, long ago. He can work in our hearts, too. He can help us turn away from our sins and trust in Jesus as our Savior. Ask Him to help you today! He loves to answer this prayer!

The Gospel (story wrap-up if NOT using Listening Assignments)**Our Bible Truth is:**

**Can You Tell Me What the LORD Is Like?
They Should Live Like Jesus...
By Telling the Good News of Jesus!**

How should God's people live each day? They should live like Jesus... by telling others the good news of Jesus. God's people know how important it is to tell others the good news of Jesus. After all, someone told them! That's how they knew that they should turn away from disobeying God and trust in Jesus as their Savior. They want to tell others this same good news so that they might be saved, too. Why, that's the reason I'm telling the good news of Jesus to you right now! So YOU, too, might turn away from disobeying God and trust in Jesus as your own Savior. I want you to know special closeness with God, too! There is nothing better in life than knowing Him! *Close in prayer.*

Closing ACTS Prayer

- A** God, we praise You for being the God who saves. You made the way for sinful people like us to become Your people. How loving and merciful You are!
- C** God, please forgive us for not telling others about You as You want us to. Forgive us for being scared that others might not want to hear about Jesus or make fun of us. Forgive for not trusting You to be at work as we share the good news about salvation through Him. We need a Savior!
- T** Thank You, God, for offering to make us Your people through Jesus. Thank You for giving us the wonderful, good news of salvation through Him.
- S** God, please work in our hearts. Help us turn away from our sins and trust in Jesus as our Savior. Help us to tell others how they can receive the free gift of salvation through Him, too. Work inside others as they hear about Jesus and help them believe in Him, too.

In Jesus' name we pray, Amen.

Big Question 12, Bible Truth 7 Overview: Key Concepts

p.7

Unit 12: God's People Live for Him

Unit Big Question (and Answer): How Should God's People Live? They Should Live Like Jesus!

Unit Bible Verse: "Be imitators of God, as beloved children. And walk in love, as Christ loved us and gave himself up for us." --Ephesians 5:1-2, ESV

Bible Truth 7 Concept: They Should Live Like Jesus...By Telling the Good News of Jesus!

After Jesus died on the cross and rose from the dead, He told His disciples to go tell the good news of salvation to the whole world. Jesus wanted people everywhere know how they could become God's people. He wanted them to know that they could know God in their hearts, now. And after they died, they could go and live with God forever. These wonderful gifts would be theirs when they turned away from their sins and trusted in Jesus as their Savior. What good news this was!

Jesus' disciples obeyed Him. They traveled farther and farther away from their homes, sharing the good news of Jesus to all who would listen. Many people rejoiced in this good news. They turned away from their sins and trusted in Jesus as their Savior. God's people were growing in number!

Even today, God still wants His people to keep on sharing this good news to all who will listen. He wants them to share this good news with people who live next door, and with people who live in faraway places. God wants His people to keep on telling about Jesus until the whole world has heard the good news.

How do God's people carry out this big, wonderful job? With the help of God's Holy Spirit! God promises that His Holy Spirit will be at work inside His people. He will help them know what to say and give them the courage to say it. Best of all, God promises to send His Holy Spirit to work in the hearts of those who listen, helping them trust in Jesus and be saved. We can be God's people, too, when we turn away from our sins and trust in Jesus as our Savior.

Bible Truth 7 Bible Verse: Romans 10:13-15, ESV

"Everyone who calls on the name of the Lord will be saved." How then will they call on him in whom they have not believed? And how are they to believe in him of whom they have never heard? And how are they to hear without someone preaching? And how are they to preach unless they are sent? As it is written, "How beautiful are the feet of those who preach the good news!"

Learn a Little: "How beautiful are the feet of those who preach the good news!"

Meaning

These verses remind us that God sends His people to tell others the good news of salvation through Jesus. They must go, if others are to hear and believe. That is how God has planned to save sinners. What a privilege this is to go and tell others! That is what makes their feet beautiful. Not that they have pretty feet (or cute toes), but that by using their feet to go tell others about Jesus, those others can know God and be saved from their sins.

Bible Truth 7 ACTS Prayer

- A** God, we praise You for being the God who saves. You made the way for sinful people like us to become Your people. How loving and merciful You are!
- C** God, please forgive us for not telling others about You as You want us to. Forgive us for being scared that others might not want to hear about Jesus or make fun of us. Forgive for not trusting You to be at work as we share the good news about salvation through Him. We need a Savior!
- T** Thank You, God, for offering to make us Your people through Jesus. Thank You for giving us the wonderful, good news of salvation through Him.
- S** God, please work in our hearts. Help us turn away from our sins and trust in Jesus as our Savior. Help us to tell others how they can receive the free gift of salvation through Him, too. Work inside others as they hear about Jesus and help them believe in Him, too. In Jesus' name we pray, Amen.

Big Question 12, Bible Truth 7 Overview: Key Concepts

p.8

Bible Truth 7 Story

The Case of the Beautiful, Busy Feet Acts

Songs Used in Bible Truth 7

Big Q & A 12 Song

Big Question 12 Song: How Should God's People Live?

Big Question 12 Bible Verse Song: Walk in Love Ephesians 5:1-2, ESV

Extra Big Question 12 Bible Verse Song: Let Everyone Who Names the Name 2 Timothy 2:19,22, ESV

Big Question 12 Hymn: Trust and Obey, v.1

Big Question 12 Praise Song: I Have Decided to Follow Jesus

Bible Truth 7 Bible Verse Song: How Beautiful Romans 10:13-15, ESV

Extra Bible Truth 7 Bible Verse Song: Be My Witnesses Acts 1:8, ESV

listen to or download songs for free at <https://praisefactory.org>: Deep Down Detectives Music page

Go and Tell Bible Truth Concept Craft

“Jesus is Good News!” Boy

Craft Description

The children will create a boy who says that Jesus is good news, reminding them that God wants us to tell others how they can be saved through Jesus.

Materials

White paper or cardstock
Markers or crayons
1 8.5" x 11" piece of poster board per craft
1 popsicle stick per craft
Glue
Glue gun and glue sticks (teacher use only)

Preparations

1. Print out the craft pages and make 1 copy of each object per child of them on white paper or cardstock.
2. Glue the main page onto the posterboard.
3. Cut out the tongue. Cut out the slot in the boy's mouth (where you will later insert the popsicle stick).
4. Set out markers/crayons and glue (regular glue).

Introducing the Craft:

“Our Big Question is: “How Should God’s People Live Each Day? They Should Live Like Jesus...by telling the good news of Jesus!” That’s something very good to know. But many people don’t know that. So do you know what God wants us to do? He wants us to go and tell others this very important news. So today we are going to make something we can show and tell them, too. Here’s what it looks like... (Hold up example of craft).”

Directions

1. Show children your finished craft, reading the words to them.
2. Have the children color in the picture of the boy and the tongue.
3. Glue the words “Jesus is Good News!” onto the end of the tongue (as shown on the page of tongue cut outs).
4. Teacher then glues with glue gun the tongue to one end of the popsicle stick. Stick the stick through the slot so that the tongue can come out and show words.
5. Make sure to write each child’s name on their craft.
6. If you have time, you can practice saying the words on the card.

Discussion

This is an especially good time to re-read the key concepts and discuss them. See the Deep Down Discussion Sheet for possible questions to talk about.

Craft Wrap-Up:

“At the end of our time together today, you get to take home your Go and Tell crafts. And what are you going to do with them? Show and tell someone the important news you’ve learned today: “How Should God’s People Live Each Day? They Should Live Like Jesus...by telling the good news of Jesus!”

Words for end of tongue

Jesus
is
Good
News!

Jesus
is
Good
News!

Jesus
is
Good
News!

Jesus
is
Good
News!

Jesus
is
Good
News!

Jesus
is
Good
News!

Jesus
is
Good
News!

Jesus
is
Good
News!

Jesus
is
Good
News!

Jesus
is
Good
News!

Jesus
is
Good
News!

Jesus
is
Good
News!

Jesus
is
Good
News!

Jesus
is
Good
News!

Jesus
is
Good
News!

Jesus
is
Good
News!

Jesus
is
Good
News!

Jesus
is
Good
News!

Jesus
is
Good
News!

Jesus
is
Good
News!

Jesus
is
Good
News!

Jesus
is
Good
News!

Jesus
is
Good
News!

Jesus
is
Good
News!

Jesus
is
Good
News!

Jesus
is
Good
News!


Jesus
is
Good
News!

Jesus
is
Good
News!

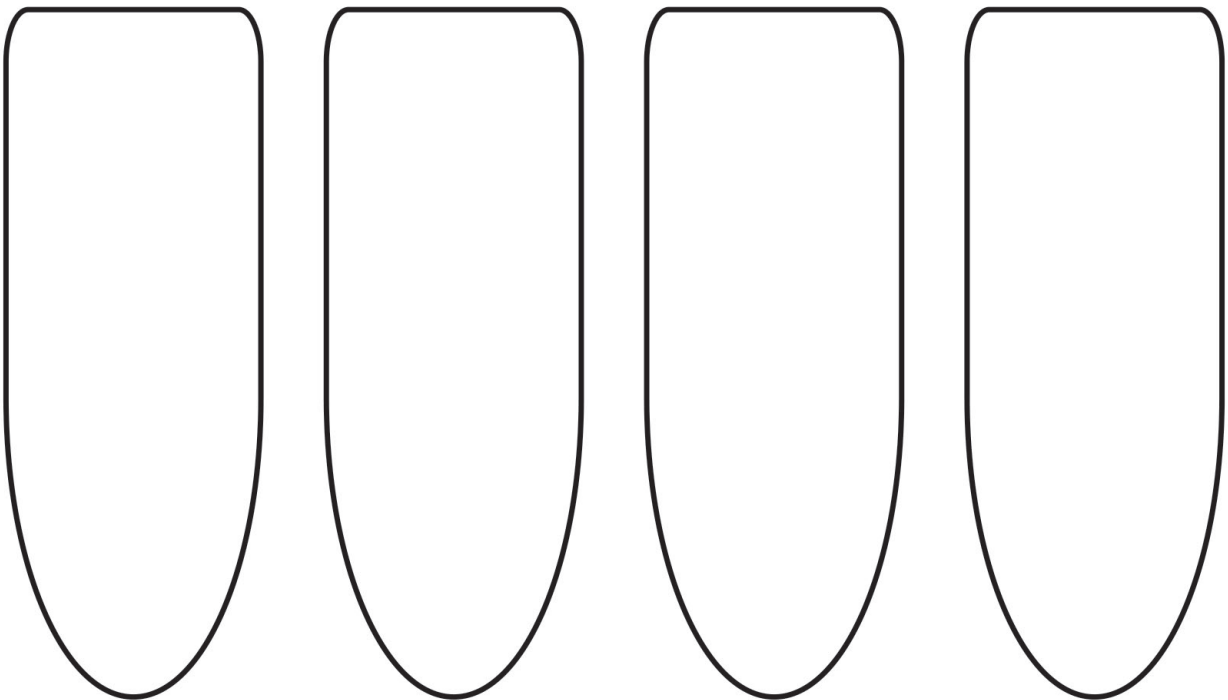
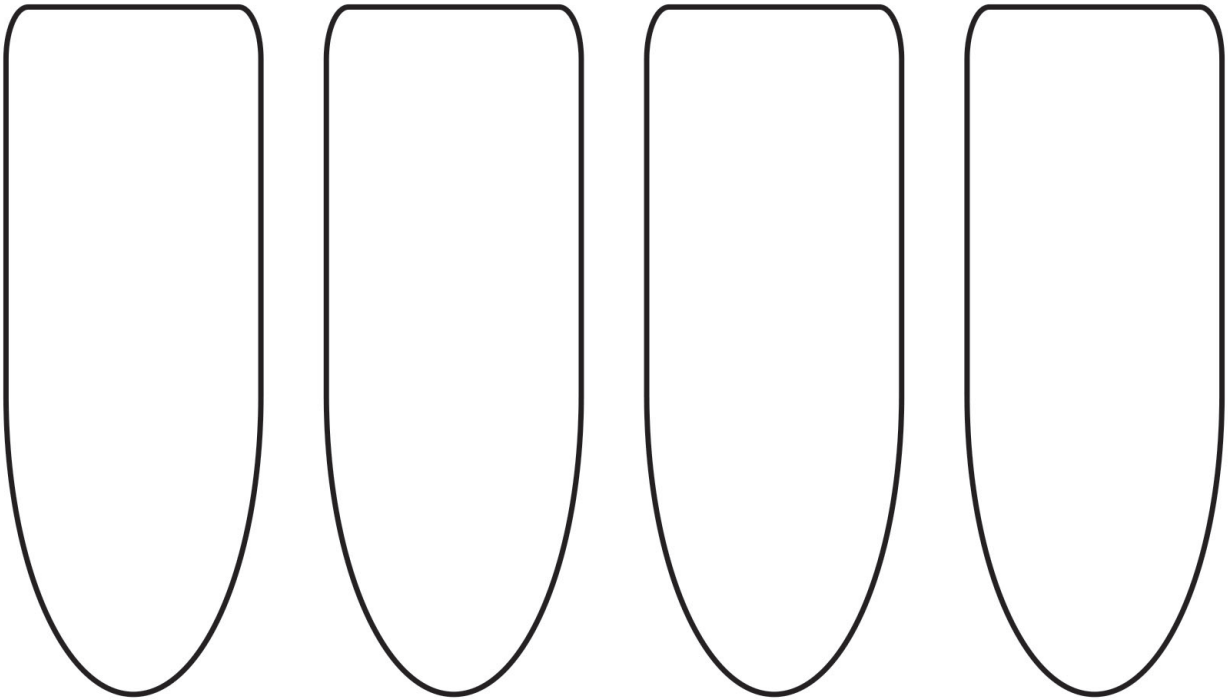
Jesus
is
Good
News!


Jesus
is
Good
News!

How Should God's People Live Each Day? They Should Live Like Jesus... by telling others the good news of Jesus!



"Everyone who calls on the name of the Lord will be saved." How then will they call on him in whom they have not believed? And how are they to believe in him of whom they have never heard? And how are they to hear without someone preaching? And how are they to preach unless they are sent? As it is written, "How beautiful are the feet of those who preach the good news!"





Our Big Question is: "How Should God's People Live Each Day? They Should Live Like Jesus...by telling the good news of Jesus!" We learned in our story that Jesus told His disciples to go into all the world and tell everyone the good news about Him. He wants everyone to know how they can become God's people by turning away from their sins and trusting in Jesus as their Savior. This is the good news Jesus wants US to know, too!

The Case of the Beautiful, Busy Feet Jigsaw Puzzle Page

The Book of Acts

*Make copies of picture and cut out into an appropriate number of pieces for your children.
Or, you can print out color versions of this puzzle by downloading it from praisefactory.org.*

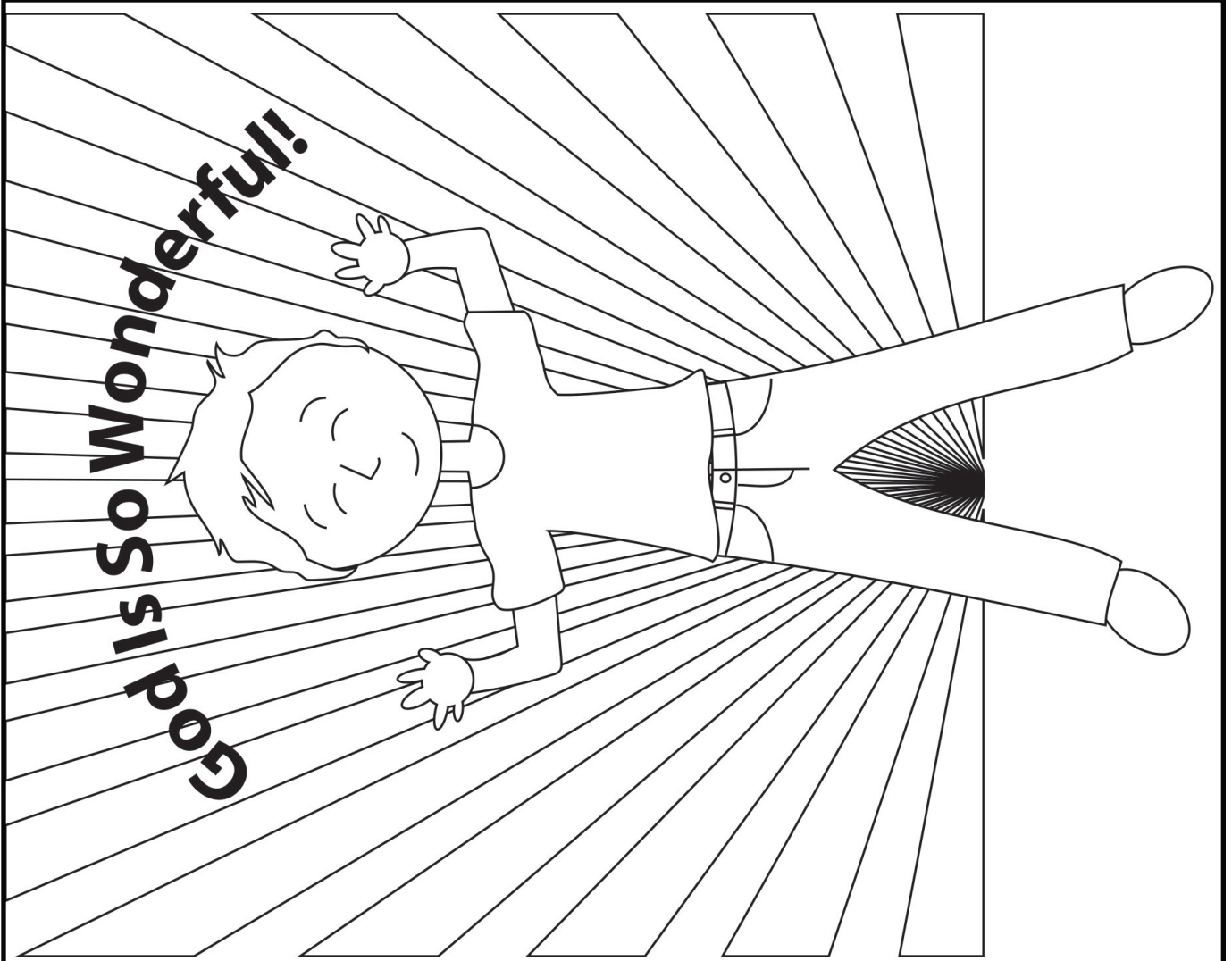
Our Big Question is: "How Should God's People Live Each Day? They Should Live Like Jesus...by telling the good news of Jesus!" We learned in our story that Jesus told His disciples to go into all the world and tell everyone the good news about Him. He wants everyone to know how they can become God's people by turning away from their sins and trusting in Jesus as their Savior. This is the good news Jesus wants US to know, too!



**CAN YOU GUESS Bible Truth 8:
How Should God's People Live?
They Should Live Like Jesus...**

By Making Much of -----!

**HINT: Who made all things
and is the great, good King
who rules over it all? It starts with a "G"
and it rhymes with "odd."**



Deep Down Detective Devotion: Unit 12, Bible Truth 8, Lesson 1



Big Question 12 : How Should God's People Live?

Answer: They Should Live Like Jesus... By Making Much of God!

Bible Truth 8 Meaning

There are many things we delight in. Birthdays and Christmas. Learning to ride a bike or how to read. Even beautiful things, like the soft, fluffy snow and colorful rainbows. God's people delight in these things, too. But do you know what (or really WHO) God's people delight in most of all? It's the same person Jesus delighted in most of all... God! Yes! Like Jesus, God's people want to delight in God most of all. They want their lips to be full of praise for Him, and their lives to be pleasing to Him. They want to tell others how good and loving and powerful God is. And they don't want others just to HEAR how amazing God is. They want others to BE His people, too, so they can KNOW God and DELIGHT in how amazing He is, themselves. They want the whole world to delight in God, because God is the most wonderful person we can ever know. And, because it pleases God when we make much of Him, the one, true God. The big, Bible word for making much of God is "glorify." Jesus glorified God with His whole life—in everything He thought, and said, and did. God's people ask God to help them glorify Him, too. We can glorify God, too, when we turn away from our sins, trust in Jesus as our Savior, and live our lives for Him. This is how we become God's people. Let's make much of God!

How do I know this is true? The Bible tells me so!

"Shout with joy to God, all the earth! Sing the glory of His name! Say to God, "How awesome are your deeds! Come and see what God has done... Let me tell you what he has done for me." -- Psalm 66:1-3,5,16, NIV 1984

Some Questions for You

1. What are some thing we like to make a big deal about? *Birthdays, Christmas; learning to read or ride a bike; beautiful things, like snow and rainbows.*
2. Who do God's people like to make the biggest deal about? *God.*
3. What do God's people want others to know about God? *How good and loving and powerful He is.*
4. What do God's people want others to know about Jesus? *His wonderful gift of salvation through Him.*
5. What do God's people want everything in their lives to show? *How amazing God is, because He is most wonderful of all!*
6. How can we become God's people? *By turning away from our sins and trusting in Jesus as our Savior.*

Let's Pray!

- A** God, we praise You. You are perfect, good, loving, and wise. You deserve all our praise.
- C** God, please forgive us for choosing to not praise You or delight in You, as You deserve. Many times, we choose to make much of ourselves or others, instead of You. We need a Savior!
- T** Thank You, God, for sending Jesus to save us from our sins. He alone is Savior. He deserves for us to make much of Him.
- S** God, please work in our hearts. Help us turn away from our sins and trust in Jesus as our Savior. Help us to make much of You. Help us to delight in You and how wonderful You are.

Let's Sing about What We're Learning!

Go to the Deep Down Detectives Parent Resources for Unit 12 to get the Bible story and many more resources and songs for this unit at praisefactory.org.

Big Q & A 12 Song from *Deep Down Detectives ESV Songs 12, track 12*
(sung to the tune of "Twinkle, Twinkle, Little Star")

How should God's people live each day? They should live like Jesus!
How should God's people live each day? How should God's people live each day?
How should God's people live each day? They should live like Jesus!

Big Question 12 Action Rhyme Song from *Deep Down Detectives ESV Songs 12, track 13*

Refrain:

How should God's people live?
How should God's people live?
How should God's people live?
They should live like Jesus!

Point up to God in heaven

Verse 1

Jesus loved God most of all,
He loved all people, too,
In all that He did
and said and thought,
He loved them thru and thru. *Refrain*

Touch heart, then point up to God in heaven

*Point out to others
Touch heart*

Verse 2


God's people should love God
most of all,
They should love others, too,
And God the Holy Spirit,
Will help them in all they do.

Point up to God in heaven

Point out to others

Touch heart

Refrain



**“Shout with joy to God, all the earth! Sing the glory of His name!
Say to God, “How awesome are your deeds! Come and see what God has done...
Let me tell you what he has done for me.” -- Psalm 66:1-3,5,16, NIV 1984**

Deep Down Detective Devotion: Unit 12, Bible Truth 8, Lesson 2



Big Question 12 : How Should God's People Live?

Answer: They Should Live Like Jesus... By Making Much of God!

How do I know this is true? The Bible tells me so!

"Shout with joy to God, all the earth! Sing the glory of His name! Say to God, "How awesome are your deeds! Come and see what God has done... Let me tell you what he has done for me." -- Psalm 66:1-3,5,16, NIV 1984

Learn a Little: "Shout with joy to God, all the earth! Sing the glory of His name!"

Meaning

God's people delight in God's glory. He has been so good to them! He has given His Son to save them from their sins. He has provided for their needs with what He knows is best for them. He has filled them with His Holy Spirit and they have fellowship with Him in their heart. They have never lacked any good thing and they never will their whole life. They want to praise the LORD all the time. They want others to join them in magnifying His name (praising Him) and in knowing Him, themselves. To be one of God's people is the best blessing anyone can ever have!

Some Questions for You

1. What is glory? *Glory is making much of God. It is telling how great He is.*
2. Whose glory do God's people delight in? *In God's glory.*
3. Why do God's people delight in His glory? *Because even though they have all disobeyed Him and deserve His punishment, He has chosen to make them His dearly-loved people. He saved them through Jesus.*
4. What other good things has the LORD done for His people? *He has given them His promise to always take care of them. They will never lack any good thing their whole lives. He will always give them what is best for them.*
5. How can we become God's people? *We can ask God to help us to turn away from our sins and trust in Jesus as our Savior. He loves to answer these prayers!*

Let's Pray!

- A** God, we praise You. You are perfect, good, loving, and wise. You deserve all our praise.
- C** God, please forgive us for choosing to not praise You or delight in You, as You deserve. Many times, we choose to make much of ourselves or others, instead of You. We need a Savior!
- T** Thank You, God, for sending Jesus to save us from our sins. He alone is Savior. He deserves for us to make much of Him.
- S** God, please work in our hearts. Help us turn away from our sins and trust in Jesus as our Savior. Help us to make much of You. Help us to delight in You and how wonderful You are.


Let's Sing Our Bible Verse!

Shout with Joy to God: Psalm 66:1-3,5,9,16


from Deep Down Detectives ESV Songs 12, track 43

Shout! Shout! Shout with joy!
Shout with joy to God all the earth!
Sing! Sing! Sing the glory!
Sing the glory of His name!
Say! Say! Say to God!
Say to God, "How awesome are your deeds."
Come, Come, Come and see,
Come and see what God has done!
Let me tell you what He has done for me!
Psalm Sixty-six, one through three, five, nine, sixteen.

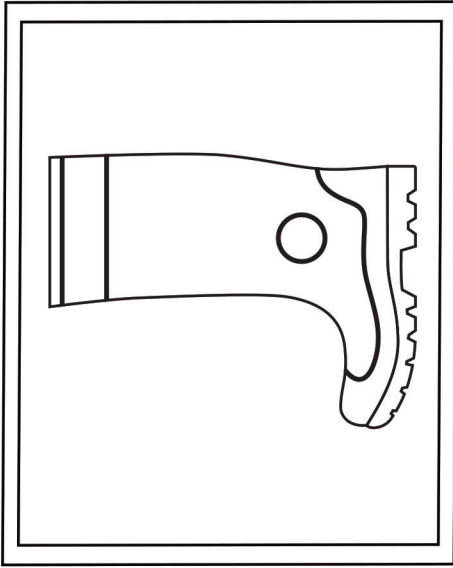
Which four of these clues belong in our story? Which two do not? Put an X in the boxes of the four that belong.




A Star



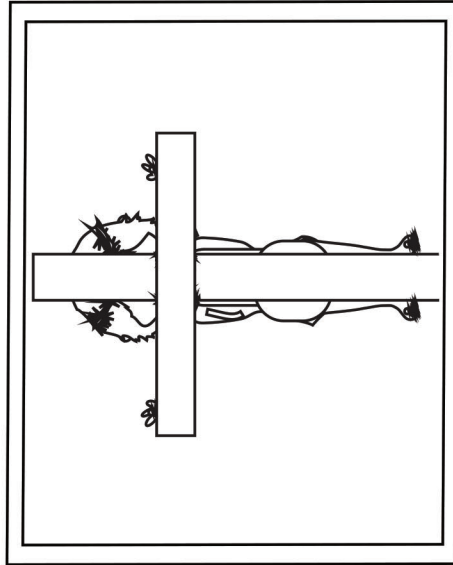
God's Law




A Shoe



A Pharisee



A Cross



A Wild Animal

Answer: God's law, the Pharisee, the cross and the wild animal belong in the story. The star and the shoe do not.

Deep Down Detective Devotion: Unit 12, Bible Truth 8, Lesson 3



Big Question 12 : How Should God's People Live?

Answer: They Should Live Like Jesus... By Making Much of God!

Bible Truth 8 Meaning

There are many things we delight in. Birthdays and Christmas. Learning to ride a bike or how to read. Even beautiful things, like the soft, fluffy snow and colorful rainbows. God's people delight in these things, too. But do you know what (or really WHO) God's people delight in most of all? It's the same person Jesus delighted in most of all... God! Yes! Like Jesus, God's people want to delight in God most of all. They want their lips to be full of praise for Him, and their lives to be pleasing to Him. They want to tell others how good and loving and powerful God is. And they don't want others just to HEAR how amazing God is. They want others to BE His people, too, so they can KNOW God and DELIGHT in how amazing He is, themselves. They want the whole world to delight in God, because God is the most wonderful person we can ever know. And, because it pleases God when we make much of Him, the one, true God. The big, Bible word for making much of God is "glorify." Jesus glorified God with His whole life—in everything He thought, and said, and did. God's people ask God to help them glorify Him, too. We can glorify God, too, when we turn away from our sins, trust in Jesus as our Savior, and live our lives for Him. This is how we become God's people. Let's make much of God!

How do I know this is true? The Bible tells me so!

"Shout with joy to God, all the earth! Sing the glory of His name! Say to God, "How awesome are your deeds! Come and see what God has done... Let me tell you what he has done for me." -- Psalm 66:1-3,5,16, NIV 1984

Some Questions for You

1. Who did Paul love to boast about? *God.*
2. What kinds of things could Paul have boasted about himself? *He grew up as a Jew, learning God's Word and obeying it. He was a Roman, so he was treated as special in his country. He was very smart and went to a very good school for very smart boys. He was better than most people at keeping all of the little rules his teachers thought God's people should keep.*
3. Why didn't Paul think he should boast in these good things about himself? *Because he knew that he was a sinner who deserved God's punishment, just like everyone else. But he thought of himself as worse than most people, because he had hurt and even tried to kill many of Jesus' disciples.*
4. What did Paul boast about when he went through hard things? *How great God was and how able God was to help him do whatever God wanted him to do.*
5. Why is God the one we should boast in, instead of any good things about ourselves? *Because God is the one, true God. He is the one who even gave us all the good things we can do. He is the only one who can save sinners through Jesus. We should all make much of Him for all He is and has done for us!*

Let's Pray!

- A** God, we praise You. You are perfect, good, loving, and wise. You deserve all our praise.
- C** God, please forgive us for choosing to not praise You or delight in You, as You deserve. Many times, we choose to make much of ourselves or others, instead of You. We need a Savior!
- T** Thank You, God, for sending Jesus to save us from our sins. He alone is Savior. He deserves for us to make much of Him.
- S** God, please work in our hearts. Help us turn away from our sins and trust in Jesus as our Savior. Help us to make much of You. Help us to delight in You and how wonderful You are.

Let's Praise God Right Now!

Big Q & A 12 Hymn: Trust and Obey, v.1

from *Deep Down Detectives ESV Songs 12, track 16*

Verse 1

When we walk with the Lord,
In the light of His Word,
What a glory He sheds on our way!
While we do His good will;
He abides with us still,
And with all who will trust and obey.

Refrain

Trust and obey,
For there's no other way,
To be happy in Jesus,
But to trust and obey.

Big Question 12 Praise Song: I Have Decided to Follow Jesus

from *Deep Down Detectives ESV Songs 12, track 17*

I have decided to follow Jesus,
I have decided to follow Jesus,
I have decided to follow Jesus,
No turning back, no turning back.

Words: John H. Sammis Music: Daniel B. Towner

Go to the *Deep Down Detectives Parent Resources for Unit 12* to get the Bible story and many more resources and songs for this unit at praisefactory.org

Bible Story for Big Question 12, Bible Truth 8**The Case of the Boastful Man**

Acts 7-9,22; Romans; 1 & 2 Corinthians; Ephesians; Philippians

Dear Parents,

Big Question #12 is: "How Should God's People Live?" Your child is learning that "They Should Live Like Jesus... By Making Much of God!"

Here's a copy of the Bible story they are learning along with the "Listening Assignment" for each lesson. These assignments provide a different teaching emphasis for each lesson, helping the children dig deeper into each Bible truth. They match up with your child's take home for each lesson. We hope that these resources help your family to dig down deeper into the truths of God's Word!" Happy digging!

•many more resources for this Big Question can be found online at www.praisefactory.org•

Listening Assignments

"Hey, Kids! Detective Dan, here. Listen carefully to the story and help me answer these questions:

Detective Dan's Lesson #1 Listening Assignment:

I need to find out:

- 1. Who was the man who was boastful? Who did he first boast about?**
- 2. Why did he change his boast? Who did boast in, instead?**

Detective Dan's Lesson #2 Listening Assignment:

Our Bible Verse is Psalm 66:1-3,5,16, NIV 1984:

"Shout with joy to God, all the earth! Sing the glory of His name! Say to God, "How awesome are your deeds! Come and see what God has done... Let me tell you what he has done for me."

I need to find out:

- 1. Who changed from being a man who boasted about himself to a man who boasted about God?**
- 2. What awesome deed of God did he especially love to boast about?**

Detective Dan's Lesson #3 Listening Assignment:

I found six clues, but only 4 of them are in the story.

They are: a star, God's law, a shoe, a Pharisee, the cross, wild animal.

Hold each of them up for the children to see as you identify them.

I need to figure out:

- 1. Which four belong in our story?**
- 2. Who did Paul boast in most of all? Why did he boast in Him so much?**

Read the assignment questions, THEN SAY,

"Ok, Deep Down Detectives! Put on your best listening ears and see if you can hear the answers to Detective Dan's questions. When I finish telling the story, we will see if we can answer all the questions."

Read the Bible Truth story, answer questions, present the gospel and lead in prayer.

Answers to questions; the gospel; and, ACTS prayer are included with the story text.

The Case of the Boastful Man *Acts 7-9,22; Romans; 1 & 2 Corinthians; Ephesians; Philippians*

Story with lines separating paragraphs (text in bold, optional interaction cues in italics)

Paul was a man who was always boasting. What is boasting? It's telling how great someone is to others. Now, some people boast in themselves, and some people boast in others. Many times, boasting is bad, especially when we boast about ourselves. But some boasting is good when we boast about the right person. Paul started out as a bad boaster, but he became a good boaster. Can you guess who Paul learned to boast in?

Can you guess who?

It was the LORD! Yes, Paul loved to make much of the one, true God!

"Some might think I have a lot to boast about MYSELF. I certainly used to think I did," Paul told people. "After all, I was born in an important city as a Roman. I enjoyed lots of nice things and was treated as someone special. That sounds like a lot to boast about, doesn't it?" Paul explained.

"My parents were good Jews. I grew up learning God's Word and obeying it. That sounds like a lot to boast about, too, doesn't it?" Paul told people.

"I was really, really smart. I went to the school for smart boys in the big city of Jerusalem. I had great teachers like Gamaliel to teach me. That sounds like something else I could boast about," Paul said.

"I stayed in school a long time. I was one of the best students. I became a Pharisee. I became very good at knowing God's laws and keeping all of the teachers' extra, little rules. I was better than others at keeping them. I thought I pleased God by being a good law-keeper," Paul told them. "Oh, I thought I had so much to boast in!" he exclaimed.

"But I was wrong," Paul sadly said. "I had nothing to boast about. I was just like everyone else. My heart was full of sin. I was a lawbreaker, not a law-keeper. I could never really please God by obeying laws and rules," Paul confessed. "I did some terrible things. I hated Jesus and told everyone that He was a fake Savior. I hunted down His followers. I had them hurt and put in jail. I was even happy if they died! I thought these things pleased God. But I was so wrong. So terribly wrong!" Paul exclaimed.

"No, I had nothing to boast about at all. I deserved God's punishment for my sins! I could never please Him on my own," Paul admitted.

"But do you know what? God saved me from my sins, and He made me one of His people!" Paul said.

Can you guess how God saved Paul?

Through Jesus!

"Yes, God saved me through His Son, Jesus!" Paul exclaimed. "He forgave me—yes, even me, the worst of sinners! What a wonderful Savior He is!" Paul said. "And that's why I love to boast about God. That's why I want to do anything for Him. I want to make much of God because of what He's done for sinners like me!"

Story with lines separating paragraphs (text in bold, optional interaction cues in italics)

So, for the rest of his life, in everything he did, and everything he said, to EVERYONE he met, Paul boasted about the LORD. There was never a time when Paul could not think of a way to make much of God!

Sometimes, Paul traveled to big cities and talked to smart people who thought believing in Jesus was silly. Paul boasted in God to them: "You may think believing in Jesus is silly, but God's silliness is smarter than all your smartness! Jesus really IS God's Son! Turn away from your sins. Trust in Him as your Savior, and be saved!" he urged them. WHO was Paul making much of when he talked to these smart people?

Can you tell me?

He was making much of the LORD! He loved to tell everyone how great is the one, true God!

Sometimes, Paul talked to people who hurt him and threw him in jail when he told them about Jesus. But Paul boasted in God to them: "I don't like to be hurt or be put in jail, but Jesus suffered far more than this for me. He suffered and died for my sins on the cross. He can forgive your sins, too, if you turn away from disobeying God and trust in Jesus as your Savior," Paul told them. "I am happy to suffer for Him who suffered so much for me, especially if it helps you to believe in Him, too!" he said. WHO was Paul was making most of when he thought about his suffering?

Can you tell me?

He was making much of the LORD! He loved to tell everyone how great is the one, true God!

Sometimes, Paul preached to God's people who gathered at a worship house to hear God's Word. Paul read the Bible to them and showed them all God's promises about Jesus. "How great God is! He planned all along to send Jesus to save His people. God put it here in the Bible for us to read and to help us believe," Paul told them. WHO was Paul making much of when he preached God's Word?

Can you tell me?

He was making much of the LORD! He loved to tell everyone how great is the one, true God!

Sometimes, Paul was weak and sick. His eyes hurt and he could hardly write. "God always makes me strong to do whatever He wants me to do. When I am weak, He can show everyone how strong He is!" Paul boasted. WHO was Paul making much of when he talked about his weakness?

Can you tell me?

He was making much of the LORD! He loved to tell everyone how great is the one, true God!

Paul faced death many times. Once, at the teeth of wild animals; and another time, out on a sinking boat on stormy seas. Paul boasted in God then, too. "God can even rescue me from the teeth of wild animals. He can even save me out in the stormy seas. There is nothing He can't do," Paul said. And sure enough, God DID save him!

WHO was Paul making much of, even in these very scary times?

Can you tell me?

He was making much of the LORD! He loved to tell everyone how great is the one, true God!

Story with lines separating paragraphs (text in bold, optional interaction cues in italics)

“And when I DO die,” Paul told people, “God will take me to live with Him forever in heaven. Through Jesus, God has already beat sin and death for me! Going to live with Him will be best of all!” Paul exclaimed. WHO was Paul making much of, even when he talked about dying?

Can you tell me?

He was making much of the LORD! He loved to tell everyone how great is the one, true God!

Yes, no matter what Paul went through, no matter who he talked to, Paul boasted in the LORD. He loved to make much of God!

Cracking the Case: (story wrap-up for Listening Assignments)

It's time to see how we did with our Listening Assignment.

Detective Dan's Lesson 1 Listening Assignment:

1. Who was the man who was boastful? Who did he first boast about? Paul. He boasted in himself and all the good things he did.

2. Why did he change his boast? Who did boast in, instead? He changed his boast when God showed him that he was a sinner who did not deserve to be one of God's people. He changed his boast to God and how He had forgiven his sins through Jesus.

For You and Me:

God has been kind to give each of us many good gifts. He has made us able to do many good things. Sometimes, we might want to boast about the good things we can do. But like Paul, God wants us to boast only in Him. He is the giver of all those good gifts; and, He is the only one who can forgive our sins through Jesus. We need Him to do that most of all! That's why Paul made much of God. And, that's what God wants us to do, too. He wants us to turn away from our sins and trust in Jesus as our Savior. He wants us to praise Him for being our God and for being so good to us. Ask Him to help you do this. He loves to answer this prayer!

Detective Dan's Lesson 2 Listening Assignment:**Our Bible Verse is Psalm 66:1-3,5,16, NIV 1984:**

"Shout with joy to God, all the earth! Sing the glory of His name! Say to God, "How awesome are your deeds! Come and see what God has done... Let me tell you what he has done for me."

1. Who changed from being a man who boasted about himself to a man who boasted about God? Paul did.

2. What awesome deed of God did he especially love to boast about? For forgiving his sins through Jesus.

What about you and me?

God gives the whole earth reason to shout for joy. He gives the whole earth reason to glory in his name. Everywhere are God's awesome deeds in the earth. More than anyone else, God's people love to make much of God and all of the good things He has done. After all, He has saved from their sins and made them His dearly-loved people forever. We can become God's people, too, when we turn away from our sins and trust in Jesus as our Savior. Then like the rest of God's people, we will have so very much to boast in God about!

Detective Dan's Lesson 3 Listening Assignment:

Our six clues were: a star, God's law, a shoe, a Pharisee, the cross, wild animal.

1. Which four belong in our story?

God's law, the Pharisee, the cross and the wild animal belong. The star and the shoe do not.

2. Who did Paul boast in most of all? Why did he boast in Him so much? He boasted in God. Because God had forgiven his sins and saved him through Jesus, when he never, ever deserved it.

For You and Me:

What a great work God did in Paul's heart! He had been a man who boasted in how well he could keep God's laws. God changed him into a man who knew that only through Jesus that he could ever please God and become one of His people. Paul was so grateful to God for saving him! God can save us, too, when we turn away from our sins and trust in Jesus as our Savior. Then, what a lot we will have to be grateful to God for, too!

The Gospel (story wrap-up if NOT using Listening Assignments)**Our Bible Truth is:****How Should God's People Live?****They Should Live Like Jesus...****By Making Much of God!**

How should God's people live each day? They should live like Jesus... by making much of Him. God's people want to make much of God because of all He has done for them. He has treated them so much better than they could ever deserve. God's people, like everyone, have all chosen to disobey God. They deserved His punishment. But God sent His Son, Jesus, to live a perfect life and offer it up as He died on the cross as the full payment for their sins. On the third day, Jesus rose from the dead in victory. He had beaten sin and death for them. God's people turn away from their sins and trust in Jesus as their Savior. They get to know God in their hearts, now. And one day, go to live with God forever. We can become God's people, too, when we turn away from our sins and trust in Jesus as our Savior. And if we do, we will want to make a big deal about God's wonderful love for us!

Close in prayer.

Closing ACTS Prayer

- A** God, we praise You. You are perfect, good, loving, and wise. You deserve all our praise.
- C** God, please forgive us for choosing to not praise You or delight in You, as You deserve. Many times, we choose to make much of ourselves or others, instead of You. We need a Savior!
- T** Thank You, God, for sending Jesus to save us from our sins. He alone is Savior. He deserves for us to make much of Him.
- S** God, please work in our hearts. Help us turn away from our sins and trust in Jesus as our Savior. Help us to make much of You. Help us to delight in You and how wonderful You are.

In Jesus' name we pray, Amen.

Deep Down Detectives Devotions: Big Question 12, Bible Truth 8 Key Concepts P.7**Unit 12: God's People Live for Him**

Unit Big Question (and Answer): How Should God's People Live? They Should Live Like Jesus!

Unit Bible Verse: "Be imitators of God, as beloved children. And walk in love, as Christ loved us and gave himself up for us." --Ephesians 5:1-2, ESV

Bible Truth 8 Concept: They Should Live Like Jesus...By Making Much of God!

There are many things we delight in. Birthdays and Christmas. Learning to ride a bike or how to read. Even beautiful things, like the soft, fluffy snow and colorful rainbows. God's people delight in these things, too. But do you know what (or really WHO) God's people delight in most of all? It's the same person Jesus delighted in most of all... God!

Yes! Like Jesus, God's people want to delight in God most of all. They want their lips to be full of praise for Him, and their lives to be pleasing to Him. They want to tell others how good and loving and powerful God is.

And they don't want others just to HEAR how amazing God is. They want others to BE His people, too, so they can KNOW God and DELIGHT in how amazing He is, themselves. They want the whole world to delight in God, because God is the most wonderful person we can ever know. And, because it pleases God when we make much of Him, the one, true God.

The big, Bible word for making much of God is "glorify." Jesus glorified God with His whole life—in everything He thought, and said, and did. God's people ask God to help them glorify Him, too. We can glorify God, too, when we turn away from our sins, trust in Jesus as our Savior, and live our lives for Him. This is how we become God's people. Let's make much of God!

Bible Truth 8 Bible Verse: Psalm 66:1-3,5,16, NIV 1984

"Shout with joy to God, all the earth! Sing the glory of His name! Say to God, "How awesome are your deeds! Come and see what God has done... Let me tell you what he has done for me."

Learn a Little: "Shout with joy to God, all the earth! Sing the glory of His name!"

Meaning

God's people delight in God's glory. He has been so good to them! He has given His Son to save them from their sins. He has provided for their needs with what He knows is best for them. He has filled them with His Holy Spirit, and they have fellowship with Him in their heart. They have never lacked any good thing and they never will their whole life. They want to praise the LORD all the time. They want others to join them in magnifying His name (praising Him) and in knowing Him, themselves. To be one of God's people is the best blessing anyone can ever have.

Bible Truth 8 ACTS Prayer

- A** God, we praise You. You are perfect, good, loving, and wise. You deserve all our praise.
- C** God, please forgive us for choosing to not praise You or delight in You, as You deserve. Many times, we choose to make much of ourselves or others, instead of You. We need a Savior!
- T** Thank You, God, for sending Jesus to save us from our sins. He alone is Savior. He deserves for us to make much of Him.
- S** God, please work in our hearts. Help us turn away from our sins and trust in Jesus as our Savior. Help us to make much of You. Help us to delight in You and how wonderful You are.

In Jesus' name we pray, Amen.

Big Question 12, Bible Truth 8 Overview: Key Concepts

p.2

Bible Truth 8 Story

The Case of the Boastful Man Acts 7-9,22; Romans; 1 & 2 Corinthians; Ephesians; Philippians

Songs Used in Bible Truth 8

Big Q & A 12 Song

Big Question 12 Song: How Should God's People Live?

Big Question 12 Bible Verse Song: Walk in Love Ephesians 5:1-2, ESV

Extra Big Question 12 Bible Verse Song: Let Everyone Who Names the Name 2 Timothy 2:19,22, ESV

Big Question 12 Hymn: Trust and Obey, v.1

Big Question 12 Praise Song: I Have Decided to Follow Jesus

Bible Truth 8 Bible Verse Song: Shout with Joy to God Psalm 66:1-3,5,9,16, ESV

Extra Bible Truth 8 Bible Verse Song: As Each Has Received a Gift 1 Peter 4:10-11, ESV

Extra Bible Truth 8 Bible Verse Song: Gift, Gift, Gift 1 Peter 4:10-11, ESV

Extra Bible Truth 8 Bible Verse Song: I Will Bless the Lord at All Times Psalm 34:1,3,8,10, ESV

listen to or download songs for free at <https://praisefactory.org>: Deep Down Detectives Music page

Go and Tell Bible Truth Concept Craft

Make Much of God Card

Craft Description

The children will create a card of a person with arms that move up and down, as if rejoicing in the Lord.

Materials

White paper or cardstock

optional: 8.5" x 11" piece of poster board per craft for extra sturdiness and glue

Markers or crayons

2 small butterfly paper fasteners (a.k.a. brads)

Preparations

1. Print out on white cardstock. the craft pages, having 1 copy of the card and 1 set of arms per craft.
2. If using poster board for reinforcement, glue card onto poster board.
3. Cut out sets of arms.
4. Set out markers/crayons, glue (regular glue), and cotton balls.

Introducing the Craft:

"Our Big Question is: "How Should God's People Live Each Day? They Should Live Like Jesus...by making much of God!" That's something very good to know. But many people don't know that. So, do you know what God wants us to do? He wants us to go and tell others this very important news. So today we are going to make something we can show and tell them, too. Here's what it looks like... (Hold up example of craft)."

Directions

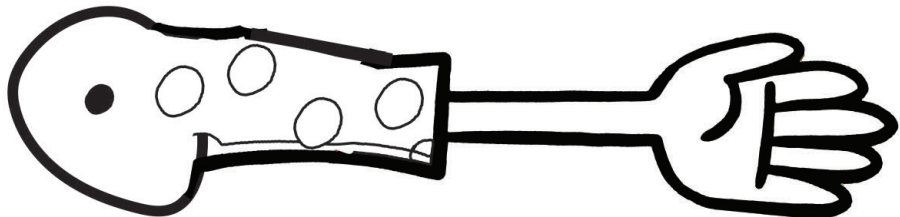
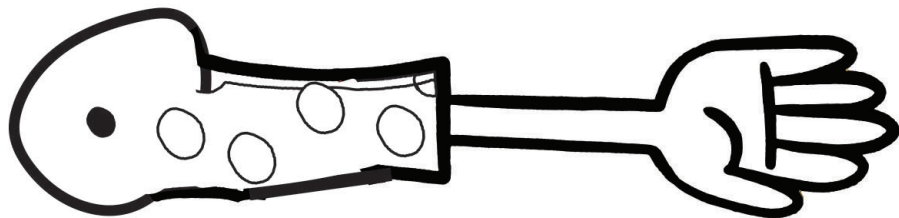
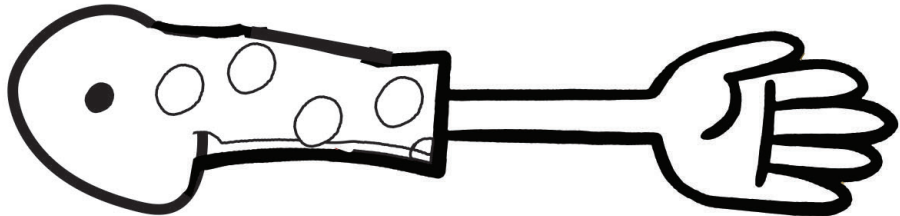
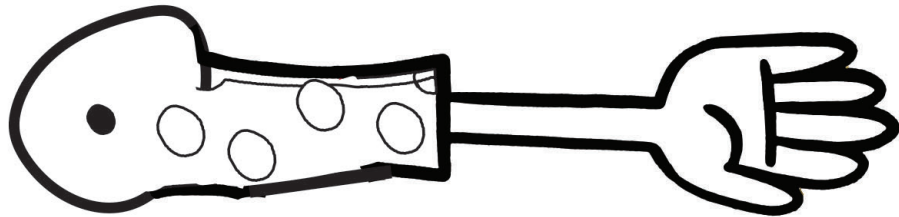
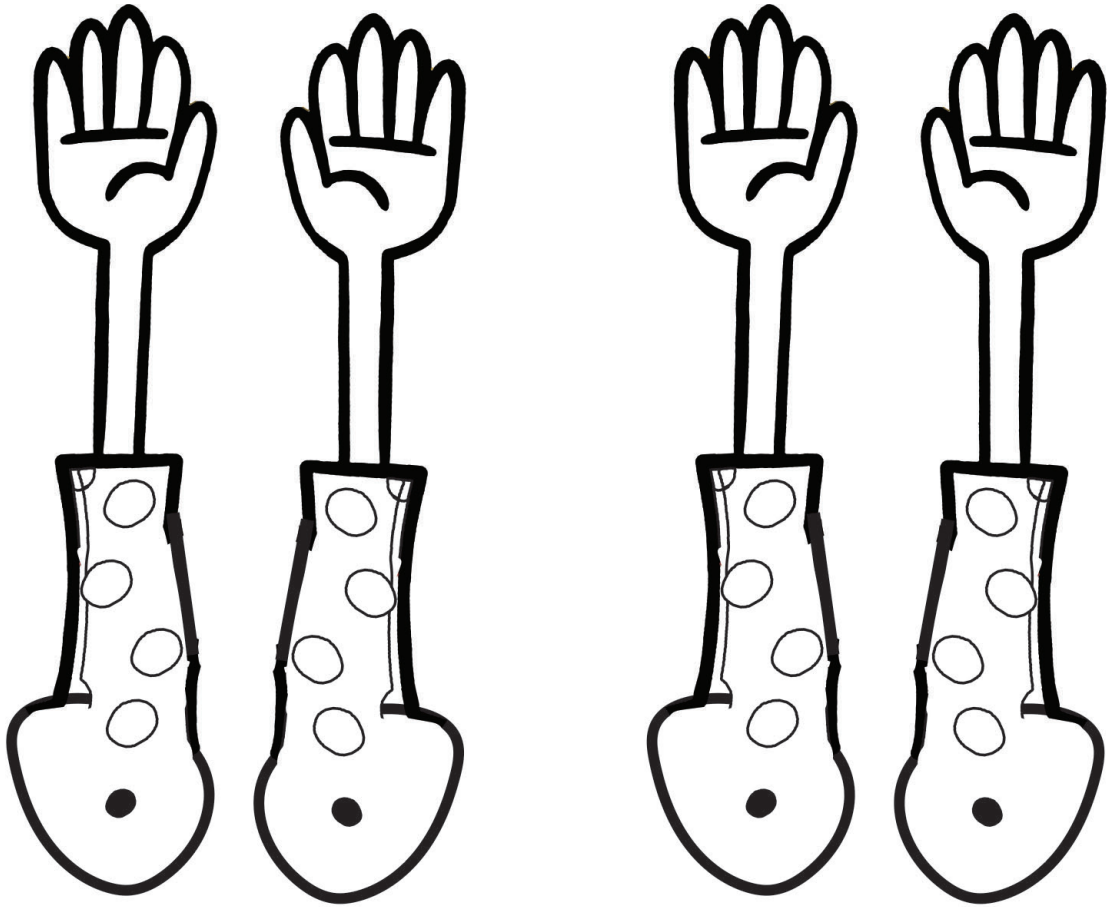
1. Show children your finished craft, reading the words to them.
2. Have the children color in the picture of the boy and his arms.
3. Teacher attaches arms in place with use of the paper fasteners.
4. Make sure to write each child's name on their craft.
5. If you have time, you can practice saying the words on the card.

Discussion

This is an especially good time to re-read the key concepts and discuss them as the children work on their craft. See Deep Down Discussion Sheet for possible questions to talk about.

Craft Wrap Up:


"At the end of our time together today, you get to take home your Go and Tell crafts. And what are you going to do with them? Show and tell someone the important news you've learned today: "How Should God's People Live Each Day? They Should Live Like Jesus...by making much of God!"



How Should God's People Live Each Day? They Should Live Like Jesus... by making much of God!



"Shout with joy to God, all the earth! Sing the glory of His name! Say to God, how awesome are your deeds! Come and see what God has done... Let me tell you what he has done for me." Psalm 66:1-3,5,9,16, NIV 1984



"Our Big Question is: "How Should God's People Live Each Day? They Should Live Like Jesus...by making much of God!" We learned in our story How Paul made much of God. It might have been tempting for Paul to boast about himself. He was very smart and he enjoyed a lot of nice things. He tried really hard to keep God's laws. But you know, Paul knew that none of these things were reasons to boast about himself. He knew that it was only because of Jesus that God saved him and made him one of His people. So, Paul DIDN'T boast in himself. He boasted in God! He spent his whole life telling others just how great God is! He even kept on praising God, even when he was hurt and put in jail by his enemies--that's just how great Paul knew God was! Like Paul, we can become one of God's people when we turn away from our sins and trust in Jesus as our Savior. What a lot we will have to boast in God about, too, if we do!


The Case of the Boastful Man Jigsaw Puzzle Page

Acts 7-9,22; Romans; 1 & 2 Corinthians; Ephesians; Philippians

Make copies of picture and cut out into an appropriate number of pieces for your children.

Or, you can print out color versions of this puzzle by downloading it from praisefactory.org.

“Our Big Question is: “How Should God’s People Live Each Day? They Should Live Like Jesus...by making much of God!” We learned in our story How Paul made much of God. It might have been tempting for Paul to boast about himself. He was very smart and he enjoyed a lot of nice things. He tried really hard to keep God’s laws. But you know, Paul knew that none of these things were reasons to boast about himself. He knew that it was only because of Jesus that God saved him and made him one of His people. So, Paul DIDN’T boast in himself. He boasted in God! He spent his whole life telling others just how great God is! He even kept on praising God, even when he was hurt and put in jail by his enemies--that’s just how great Paul knew God was! Like Paul, we can become one of God’s people when we turn away from our sins and trust in Jesus as our Savior. What a lot we will have to boast in God about, too, if we do!



DEEP DOWN DETECTIVES

Curriculum Resources



**Appendix D:
Just for Fun
Activities**

Just-For-Fun Activities

The following are activities that you can incorporate into your free play time. While the activities, themselves, are just-for-fun, you can make them rich times of relationship building, and even use it as an opportunity to discuss what is being taught during Circle Time. Don't over do it, but you can use the Deep Down Detectives Discussion Sheet for question ideas.

Gluing and Sticking

Just for Fun Arts and Crafts

Directions

Teacher cuts out or draws a basic shape or shapes related to concept or story on cardstock or construction paper for children to stick stickers on or glue fabric or paper scraps (tissue, gift wrap paper, construction paper, etc), beans, popcorn, buttons, cotton balls, foam shapes etc. onto. Use glue sticks rather than craft glue for these crafts. Cut fabric/paper scraps fairly large—about 1" or so.

Print-Making

Just for Fun Arts and Crafts

Directions

Children will make designs on a plain piece of construction paper or one with a simple shape drawn on it, using tempera paint (with a little dish soap added to it to make clean up easier) and any number of objects. Objects suggested in this curriculum: marbles, duplos, sponge shapes, empty thread spools, blocks with rick-rack glue-gunned to the bottom of them, cars and trucks, bubble wrap and cork.

Necklaces

Just for Fun Arts and Crafts

Directions

These are made with hollow pasta shapes and hole-punched shapes related to the story/concept. Children can string these onto a piece of yarn or string and have you tie the ends together when they are done.

Coloring (Really Scribbling)

Just for Fun Arts and Crafts

Directions

Children will use crayons or washable markers to draw on construction paper. If desired, the teacher can draw a picture or shapes related to the story on the paper for children to scribble on.

Puzzles

Just for Fun Arts and Crafts

Directions

A simple picture related to the story or concept is printed out onto cardstock and cut into a puzzle of 4 to 10 pieces. This can be done by enlarging one or a number of the people/objects from the story, in a Word, Power-point or other program to the desired size, then printing out onto cardstock. Children can "color" in the picture, then you can cut it out for them into as many pieces as is fitting for the child.

Craft Dough

Just for Fun Arts and Crafts

Directions

Provide purchased or homemade play dough (recipe provided) along with various “tools” such as plastic knives (without teeth), small jar lids, keys, garlic presses, little rolling pins, plastic cookie cutters, etc.

Homemade Play Dough Recipe

2 cups flour
1 cup salt
4 tsp cream of tartar
2 tbsp oil
2 cups water

Combine the flour, salt and cream of tartar. Mix well. In a large pot, combine the oil and the water. Add food coloring, if desired. Add flour mixture to the pot, stirring as you add. Heat mixture over medium heat, stirring constantly. Continue to stir until mixture forms ball and pulls away from the sides of the pot. Remove ball and knead on plain surface (not floured) until the texture becomes like play-dough. Store dough in an airtight plastic container. Keeps about 3 months. Makes about 5 cups. Allow at least a ½ cup per child.

Sandpaper Shapes and Patterns

Just for Fun Arts and Crafts

Directions

Use a glue gun to glue full 8 ½” by 11” sheets of sandpaper to foam board or sturdy cardboard cut the same size. Give the children yarn pieces of various lengths, 4” to 12” long. Let them stick the yarn onto the sandpaper and make designs and pictures with them.

Dance Ribbons

Just for Fun Games

Supplies

3 4’ ribbons per child
1 plastic shower curtain ring per child
CD player
CD of music

Preparing the Activity

1. Tie three 4’ ribbons to a plastic shower curtain ring.

Directions

1. Give them to the children to run around with. Have music for them to dance to as they twirl their ribbons. If desired, you could have them sing the Big Question/Bible verse song.

Match the Shape with Objects

Just for Fun Games

Supplies

Common objects such as keys, cookie cutters, spoons, unsharpened pencils, etc.

Cardstock

Permanent marker

Shoe box

Preparing the Activity

1. Trace around common objects such as keys, cookie cutters, spoons, unsharpened pencils, etc., each on a separate piece of cardstock.

2. Put these and the objects in a shoe box.

Directions

Have the children take out the cardstock outlines and the shapes and match them up.

Match the Shape with Blocks

Just for Fun Games

Supplies

Shoe box

Different shape blocks

Duct tape

Preparing the Game

1. Cut the outline of different blocks from a child's building block set in the top of a sturdy shoe box.

2. Use duct tape to tape down one long side, making a hinge for the lid.

Directions

1. Have the children put the right shape block into the box through the hole of the same shape.

Ball 'n' Tube

Just for Fun Games

Supplies

Have the children match the block shapes and insert them into the shoe box.

Materials

4-6' length of PVC pipe with a 2"-3" diameter opening, found very inexpensively at home improvement stores

Various sizes of balls that will fit through the diameter of the PVC pipe

Playing the Game

1. Have the children take turns putting the ball down one end and watching it roll out the other.

Bowling

Just for Fun Games

Supplies

6 or so empty 2-liter soda bottles
A soft, foam ball
Optional: sand or beans, packing/duct tape

Preparing the Game

If desired, put sand or beans in all/some of the bottles. Seal with tape.

Directions

Line up empty 2 liter soda bottles and have the children try to knock them down by rolling a ball into them.

Color Sort

Just for Fun Games

Supplies

Various single colored objects, such as pom-poms, foam shapes, beads, etc. (Be careful to choose objects of a non-swallowable size)
1 Large container that fits all the objects in it at once
Smaller containers, one per color
Construction paper or markers

Preparing the Activity

1. Put all the objects in the large container. Mix up.
2. Put a piece of construction paper/paper colored with marker on the outside of each of the small containers that matches the color object to go in it.

Directions

Have the children separate out all the colored items into their proper container.

Pattern Post Office

Just for Fun Games

Supplies

Various scraps of gift wrap paper or other colorful paper
Glue stick
Cardstock or cereal box
Shoe Box

Preparing the Activity

1. Cut out envelope-sized pieces of gift wrap paper (or scrap booking paper) and glue them onto cardstock of the same size.
2. Have a shoe box with a letter slit cut in the top for each of the different paper types.
3. Glue a piece of the designated gift wrap paper for each particular box on top of the box.

Directions

Have the children sort through the "mail" and put them in their right mail slot.

More Ideas for Activity Centers

Dress-up Clothes
Hats and Crowns
Simple Wooden Puzzles
Duplos
Blocks and Cardboard bricks
Peg Sets*
Magnet Sets (especially “Tall Stacks”)*
(Large) Beads and Threading Laces
Small plastic people, animals, and vehicles*
Lacing cards
Housekeeping sets
Doctor’s and nurse’s sets
Tool sets
Simple Matching games
Dolls
Train sets
Sand or Rice Center with containers
Magnifying glasses and objects*
Shape and Color Sorters
Ring Stackers
Pull toys
Hammer and Peg sets
Tap a Tune pianos
Balls, everything from nerf balls to beach balls*

Great Idea Books

for homemade activity centers

The Wiggle & Giggle Busy Book: 365 Fun, Physical Activities for Your Toddler and Preschooler,
Trish Kuffner and Megan McGinnis
The Toddler’s Busy Book, Trish Kuffner
Arts and Crafts Busy Book
The First Three Years of Life, Burton L. White
Creative Resources for Infants and Toddlers, Judy Herr and Terri Swim

Websites

Just for Fun Games for ordering activity centers activities and materials

christianbook.com
amazon.com
toysrus.com
growingtreetoys.com
orientaltrading.com

DEEP DOWN DETECTIVES

Curriculum Resources



**Appendix E:
Curriculum Resources
to Make or Buy**

Big Question Box/Briefcase

What You Want

The Big Question Briefcase is a briefcase or other container with these characteristics:

- Ideally, this should be around 17" x 12", but needs to be at least big enough to fit a 8 ½" x 11" sheets of paper inside it.
- Have various pockets to put these sheets in
- Is attractive or curious looking to preschoolers
- Not necessary, but extremely fun, if it has a combination lock

Finding a Briefcase:

You can certainly buy one new, but you always may find a used one at a thrift shop. Or, someone may have one they want to donate. We use one that stores valuables in it and is the 17" x 12" size. Very durable and has the lock feature that the kids love.

You also can move away from the briefcase idea and use a little trunk or other box for your substitute briefcase. Just change the name to the Big Question Box, if you use a box instead. A boot box or the cardboard box that 10 reams of copy paper comes in is a great size, if you are using a box.

If you use a box, but want a lock-like feature, that's easy to do. Simply cut "straps" out of felt or vinyl and glue in place to the top and bottom sides of the box on one side, with the top strap overlapping the bottom straps. Add velcro to the top and bottom pieces so that they meet and fasten. Make back "hinges" for the box with the felt/vinyl straps, too. Or, you can simply add a belt around the box that has to be unfastened before the box can be opened.

Here are some suggestions for decorating a box or even the outside of your briefcase to make it appealing.

Supplies

Your box/briefcase
Plain white contact paper or white cardstock
Colorful wrapping paper
Glitter glue
Markers
Sequins, fake jewels, buttons, rick rack, etc.
Other decorating supplies
Stickers
Glue
Clear packing tape

Directions

1. If you are using a box that has wording on it, you will first need to make plain surfaces for decorating and a hinge for the lid. Stick the white contact paper or white cardstock to each side of the box. On the other hand, you can also use colorful wrapping paper. Then, make a lid by sticking the clear packing tape along one long side of the box, attaching the lid to the box.

2. Use the craft decorating supplies to decorate the box. If desired, you can put a big question mark on top of the box, but remember that you are working with two and three year olds: the question mark symbol is not very meaningful to them yet.

Making a Flannelgraph Storyboard **for use in story-telling and in playing the story review games**

While you may decide to use sticky tac and stick your storyboard pictures to a white board, it is very easy to make a flannelgraph board. The advantage to the flannelgraph board is that the pictures stick very easily and there is no messing with the sticky-tac.

Supplies

Large Format Pictures Board: AT LEAST a 36" x 48" foamboard or corkboard (We actually use a far bigger canvas and attach it to the wall) A science project board with the two sides that fold out makes a good 36" x 48" board.
OR, Small Format Pictures Board: AT LEAST a 24" x 36" (to 36" x 48)" board
Large piece of neutral-colored felt to cover your board with extra to overlap over to the back, if desired.
Glue gun and glue sticks

Directions

1. Center felt on front side of board. Turn over. Secure in place with glue.

Making Durable Storyboard Pictures or Story Scenes **for use in story-telling and in playing the story review games**

Whether you purchase the Deep Down Detectives storyboard pictures from Amazon or print them off the website (included in the Deep Down Detectives Visual Aids book), you will want to find some way to make them more durable. They are used not only as a part of telling the story, but are integral in the story review games. Here's how we make ours durable enough to be used over and over again. **See note below for other simpler options for using these pictures.**

Supplies

Deep Down Detectives Visual Aids book (purchased or downloaded)
White cardstock or printer paper (if downloading pictures)
Sticky-back velcro, circles or cut pieces; or sticky tac putty
Laminator or Self-laminating sheets
Sturdy Sheet Protectors, preferably the "Secure Top" kind, like offered by Avery
Flannelgraph pictures for the Bible stories found at www.praisefactory.org with each unit's resources.

Directions

1. Purchase from Amazon or download and print out the storyboard figures.
2. Cut out flannelgraph figures.
3. Laminate the figures.

Special tip: When laminating the big background pictures that are two (and sometimes even three or four) pieces put together, leave a small gap between the two pieces before laminating together. This small space acts like a hinge and allows you to fold up pictures without hurting them into a manilla envelope that fits 8.5" x 11" sheets of paper along with all of the smaller, regular-sized storyboard pictures.

4. If using a flannelgraph board: Stick a piece of sticky backed velcro (ROUGH SIDE) onto the back of each figure. If using sticky tack and whiteboard: simply stick a small amount of sticky tack on the back of a picture when using it. Remove and store sticky tack in airtight container.

Note: Instead of using all of the pictures as separate flannelgraph pieces, you can choose to use only a few (helpful to have 10 for the story review game); you can clump them onto posterboard and make them into picture scenes; or, you can simply use the Storyboard Picture Guide as a single picture. At praisefactory.org, go to DDD Bits and Pieces for a 22" x 28" poster size jpg of this picture guide if you want to create a large version.

The Deep Down Detectives “Bible” Folder

This is a homemade folder that looks (kinda) like the cover of a Bible. You will use this to put the Bible verse, the Bible Story and storyboard pictures to help make the point that the truths you are teaching them come from the Bible.

Supplies

1 piece of 22" x 28" posterboard (white is fine. Green or brown is nice)

Glue

Stapler and staples or packing tape

The Bible Cover pictures (see online with resources for this unit or from the back of each Deep Down Detectives Visual Aids book.)

NOTE: The Bible Cover pictures included in the Deep Down Detectives Visual Aids books cannot be created larger than 8.5" x 11". That means that they will be under-sized for a Bible Folder of the dimensions you are making. However, you can go online to the Deep Down Detectives curriculum and there is a pdf of a bigger version of these covers that will actually fit the size of this Deep Down Detectives “Bible” Folder.

Directions

1. Lay out poster board with long side along the bottom.
2. Fold in 2" on each side.
3. Take packing tape and tape the folded in 2" flaps to the main section of the posterboard, all the way down.
3. Fold up 8 1/2" on the bottom of the poster board.
4. Use packing tape to tape this flap in place, all the way down.
5. Take scissors and snip through the tape where the flap is attached to the folder. This will give you a bit more room in the folder.
6. Fold the poster board in the middle to make the center fold.
7. Cut out the Bible Cover Pictures. If possible, laminate these. They will last longer.
- 8.. Glue the two cover pieces to the outside of the folder.

