

# **DEEP DOWN DETECTIVES**

A decorative flourish consisting of a horizontal line with a small loop in the center, flanked by two teardrop-shaped elements pointing outwards.

**Unit 12 Volume 1,  
Small Format Visual Aids, NIV  
God's People Live for Him  
(with Small Format Storyboard Pictures)**



Curriculum for preschool and elementary age children,  
training tools, music and other resources  
are available for download or to order at:  
[www.praisefactory.org](http://www.praisefactory.org)

© 2017 Praise Factory Media all rights reserved. May be reproduced by licensed user for classroom purposes only.

This and many other resources are available online at [www.praisefactory.org](http://www.praisefactory.org)

Scripture quotations marked (NIV) are taken from the Holy Bible, New International Version®, NIV®, Copyright © 1973, 1978, 1984 by Biblica, Inc.™ Used by permission of Zondervan. All rights reserved worldwide.[www.zondervan.com](http://www.zondervan.com)

Scripture quotations marked (ESV) are from The Holy Bible, English Standard Version® (ESV®), copyright © 2001 by Crossway, a publishing ministry of Good News Publishers. Used by permission. All rights reserved.

Scripture quotations marked HCSB are taken from the Holman Christian Standard Bible®, Copyright © 1999, 2000, 2002, 2003, 2009 by Holman Bible Publishers. Used by permission. Holman Christian Standard Bible®, Holman CSB®, and HCSB® are federally registered trademarks of Holman Bible Publishers.

# Table of Contents

<b>About the Deep Down Detectives Visual Aids</b>	<b>5</b>
<b>Unit 12: God’s People Live for Him</b>	
<b>How Should God’s People Live? They Should Live Like Jesus!</b>	
<b>Bible Truth 1: By Asking God for His Help</b>	<b>7</b>
Story	9
Big Question and Answer Sign	17
Unit 12 All Bible Truths Sign	19
Bible Truth 1 Concept Sign	21
Bible Verse Sign	23
Detective Dan’s Listening Assignment #1	25
Detective Dan’s Listening Assignment #2	27
Detective Dan’s Listening Assignment #3	29
Storyboard Pictures	37
<b>Bible Truth 2: By Loving God Most of All</b>	<b>69</b>
Story	71
Big Question and Answer Sign	77
Unit 12 All Bible Truths Sign	79
Bible Truth 2 Concept Sign	81
Bible Verse Sign	83
Detective Dan’s Listening Assignment #1	85
Detective Dan’s Listening Assignment #2	87
Detective Dan’s Listening Assignment #3	89
Storyboard Pictures	97
<b>Bible Truth 3: By Loving Other People as God Has Loved Them</b>	<b>123</b>
Story	125
Big Question and Answer Sign	131
Unit 12 All Bible Truths Sign	133
Bible Truth 3 Concept Sign	135
Bible Verse Sign	137
Detective Dan’s Listening Assignment #1	139
Detective Dan’s Listening Assignment #2	141
Detective Dan’s Listening Assignment #3	143
Storyboard Pictures	151

## Table of Contents, continued

<b>Bible Truth 4: Bible Truth 4: By Trusting God and Being Happy with What He Wants</b>	<b>177</b>
Story	179
Big Question and Answer Sign	187
Unit 12 All Bible Truths Sign	199
Bible Truth 4 Concept Sign	191
Bible Verse Sign	193
Detective Dan's Listening Assignment #1	195
Detective Dan's Listening Assignment #2	197
Detective Dan's Listening Assignment #3	199
Storyboard Pictures	207
<b>Other Visual Aids</b>	<b>241</b>
Making a Big Question Box/Briefcase	242
Making a Flannelgraph Storyboard	243
Making Durable Storyboard Pictures	243
Making Durable Story Scene Pictures	243
Making the Deep Down Detectives Bible Folder	244
Deep Down Detectives Bible Folder Picture Front Cover	245
Deep Down Detectives Bible Folder Picture Back Cover	247

## About Deep Down Detectives Visual Aids and Small Format Storyboard Pictures

### How Are They Used?



The Deep Down Detectives Visual Aids and Small Format Storyboard Pictures are a companion resource to be used alongside the Deep Down Detectives Core Curriculum for each unit. These colorful pictures are used in presenting the key concepts, telling the Bible stories, and, in playing the Bible Story Review games. The storyboard pictures in this book are for flannelgraph boards 24" x 36" or larger. (Choose Visual Aids with Large Format Storyboard Pictures for very large boards.)


### What Do They Include?



**There are six, different resources included in this book:**

- 1. Key Concept Visual Aids**-- colorful signs of the Big Question and Answer, the Bible Truths taught in each unit, the Bible verses, and the Listening Assignments used with the curriculum for each Bible Truth taught in the unit.
- 2. The Storyboard Picture Key**-- a who's who of the pictures in thumbnail size.
- 3. Storyboard Suggested Picture Placement** page--how you can place your pictures up on your storyboard that works well with the story.
- 4. The Storyboard Pictures, themselves.** Notice that each picture is identified on the back for easy reference.
- 5. Directions** for how to make a homemade flannelgraph storyboard and sturdy storyboard pictures.
- 6. Directions** for making the Deep Down Detectives "Bible" Folder and the **back/front images** to paste in place when making it. (Larger back/front images are found online with the curriculum.)

### Ready, Set, Rip It Out!



This book is meant to be ripped up and made into your visual aid. The key concept signs can be cut out and laminated or slipped into sheet protectors. Cut out around the storyboard images and ideally, laminate these. Some of the biggest pictures actually need to be stuck together, before laminating.

### Store It!



Deep Down Detectives is a curriculum that can be used over and over. Store your visual aids and storyboard pictures after using them and they will serve you for many years. We store ours in manilla envelopes and then put them (along with all the rest of the curriculum) in magazine files, labeled by unit. If you have multiple classes using the curriculum, store each set of resources in separate manilla envelopes. This will make prep much simpler, second time around.

### Replacement Storyboard Pictures



You can always purchase this book again or simply go online to the [praisefactory.org](http://praisefactory.org) website (Deep Down Detectives section) and print out any pictures that go missing.

## Deep Down Detective Curriculum Resources

These Deep Down Detectives resources are available as free, digital downloads at [praisefactory.org](http://praisefactory.org), or for purchase as hard copies through [amazon.com](http://amazon.com).

### About Deep Down Detectives Visual Aids with Small Format Storyboard Pictures

#### **Deep Down Detectives Visual Aids with Small Format Storyboard Pictures (ESV/NIV) --offered for each unit**

This resource provides large, colorful signs of the key concepts used in the unit. It also provides colorful storyboard (flannelgraph) pictures to cut out and use as you tell each story. These storyboard pictures are for use with storyboards at least 24" x 36" in size.

### Other Deep Down Detectives Resources

There are four other companion resources for each of the sixteen Deep Down Detectives units:

#### **Deep Down Detectives Core Curriculum Book (ESV/NIV) --offered for each unit**

The Deep Down Detectives Core Curriculum book contains the curriculum introduction, the lesson plans, stories, music, activities and take home sheets for each Bible Truth in a unit.

#### **Deep Down Detectives Visual Aids with Large Format Storyboard Pictures (ESV/NIV) --offered for each unit**

This resource provides large, colorful signs of the key concepts used in the unit. It also provides colorful storyboard (flannelgraph) pictures to cut out and use as you tell each story. These storyboard pictures are for use with storyboards at least 36" x 48" in size.

#### **Deep Down Detectives Visual Aids with Story Scenes (ESV/NIV) --offered for each unit**

This resource provides large, colorful signs of the key concepts used in the unit. It also provides easy-to-use colorful scenes that you hold up in sequence as you tell the story. The story text for each scene is printed on the back of each scene. There are ten scenes per story.

#### **Deep Down Detectives Simple Story Scenes (ESV/NIV) --offered for each unit**

This resource provides the key concepts, the simple story scenes and the take-home sheets for each Bible truth. This is a great, basic resource.

All of these materials may be photocopied for non-commercial church, classroom or school use by licensed users.

### Other Resources in the Praise Factory Family of Curriculum

Deep Down Detectives is the second in a family of three, inter-related curriculums:

- Hide 'n' Seek Kids (focus group: ages 2-4; adaptable range: ages 2-pre-K 5's)
- Deep Down Detectives (focus group: ages 4--6's; adaptable range: ages 3-2nd grade)
- PFI: (focus group: grades K-5th grade; adaptable range: pre-K 5's-6th grade)

Each curriculum teaches the same biblical themes, but are presented in greater depth as the children grow and develop. Together, the curriculums work like an expanding spiral of truth that returns to reinforce the same truths with each curriculum, yet leading the children to deeper understanding with each step up.

Learn more about these curriculums as well as other resources and ideas for reaching children with the gospel at: [www.praisefactory.org](http://www.praisefactory.org).

# **DEEP DOWN DETECTIVES**



**Visual Aids**

**Unit 12,**

**Bible Truth 1**

## About Deep Down Detectives Visual Aids and Small Format Storyboard Pictures

### How Are They Used?



The Deep Down Detectives Visual Aids and Small Format Storyboard Pictures are a companion resource to be used alongside the Deep Down Detectives Core Curriculum for each unit. These colorful pictures are used in presenting the key concepts, telling the Bible stories, and, in playing the Bible Story Review games. The storyboard pictures in this book are for flannelgraph boards 24" x 36" or larger. (Choose Visual Aids with Large Format Storyboard Pictures for very large boards.)

### What Do They Include?



**There are six, different resources included in this book:**

**1. Key Concept Visual Aids**-- colorful signs of the Big Question and Answer, the Bible Truths taught in each unit, the Bible verses, and the Listening Assignments used with the curriculum for each Bible Truth taught in the unit.

**2. The Storyboard Picture Key**-- a who's who of the pictures in thumbnail size.

**3. Storyboard Suggested Picture Placement** page--how you can place your pictures up on your storyboard that works well with the story.


**4. The Storyboard Pictures, themselves.** Notice that each picture is identified on the back for easy reference.

**5. Directions** for how to make a homemade flannelgraph storyboard and sturdy storyboard pictures.

**6. Directions** for making the Deep Down Detectives "Bible" Folder and the **back/front images** to paste in place when making it. (Larger back/front images are found online with the curriculum.)




### Ready, Set, Rip It Out!



This book is meant to be ripped up and made into your visual aid. The key concept signs can be cut out and laminated or slipped into sheet protectors. Cut out around the storyboard images and ideally, laminate these. Some of the biggest pictures actually need to be stuck together, before laminating.

### Store It!



Deep Down Detectives is a curriculum that can be used over and over. Store your visual aids and storyboard pictures after using them and they will serve you for many years. We store ours in manilla envelopes and then put them (along with all the rest of the curriculum) in magazine files, labeled by unit. If you have multiple classes using the curriculum, store each set of resources in separate manilla envelopes. This will make prep much simpler, second time around.

### Replacement Storyboard Pictures



You can always purchase this book again or simply go online to the [praisefactory.org](http://praisefactory.org) website (Deep Down Detectives section) and print out any pictures that go missing.



**The Case of the Day of Hardest Thing***Matthew 26-28; Mark 14-16; Luke 22-24; John 18-21***Story-telling Tips**

Ahead of time:

1. Read the Bible verses and story. Pray!
2. Choose story action cues and prepare storyboard figures/story scenes, if using. (In Visual Aids book)
3. Practice telling story with the storyboard pictures, timing your presentation. Shorten, if necessary.

During your presentation:

1. Maintain as much eye contact as possible as you tell the story.
2. Put up storyboard figures/add story action cues/hold up storybook scenes as you tell the story. Allow the children to help you put them on the board, if desired.
3. Include the children in your story with a few questions about what they think will happen or words/concepts that might be new to them.
4. Watch the kids for signs that their attention span has been reached. Shorten, if necessary.

**INTRODUCTION/ LISTENING ASSIGNMENTS**

**"Our story is called: The Case of the Hardest Thing. Here is your listening assignment."** Read from Detective Dan's Listening Assignment signs, but questions are summarized below:

**Detective Dan's Lesson #1 Listening Assignment:**

I need to find out:

1. **Who did the hardest thing? What was it?**
2. **Who helped Him do it?**

**Detective Dan's Lesson #2 Listening Assignment:****Our Bible Verse is Hebrews 4:16**

"Let us then approach the throne of grace with confidence, so that we may receive mercy and find grace to help us in our time of need."

I need to find out:

1. **What was the very hard thing Jesus was called to do? Who did Jesus cry out to for help?**
2. **Did Jesus get the help He needed?**

**Detective Dan's Lesson #3 Listening Assignment:**

I found six clues, but only 4 of them are in the story.

Our six clues were: a dress, an angel, the cross, Jesus, an enemy, and a spider.

*Hold each of them up for the children to see as you identify them.*

I need to figure out:

1. **Which four belong in the story and which two don't?**
2. **What did Jesus ask God to do for him? How did God answer His prayer?**

**Read the assignment questions, THEN SAY,**

"Ok, Deep Down Detectives! Put on your best listening ears and see if you can hear the answers to Detective Dan's questions. When I finish telling the story, we will see if we can answer all the questions."

*Read the Bible Truth story, answer questions, present the gospel and lead in prayer.**Answers to questions; the gospel; and, ACTS prayer are included with the story text.*

**The Case of the Hardest Thing** *Matthew 26-28; Mark 14-16; Luke 22-24; John 18-21*

**Story with lines separating paragraphs** (text in bold, optional interaction cues in italics) Numbers correspond to storyboard pictures and placement upon the storyboard. Always feel free to use less pictures, if it's best for your kids. Simply black out the numbers next to pictures you do not plan to use. All pictures are found in the Visual Aids book. Put BG (background) pictures on storyboard ahead of time. SB pictures (listed below in story text) are added to board as you tell the story. These numbers are also found on the back of each picture. Tip: Stack pictures in numerical before telling story for easy use. Use sticky-back velcro to attach pictures to storyboard felt. Use sticky-tac putty to stick a picture on top of another picture. OR, if using the Story Scenes to tell the story, disregard the storyboard picture references listed below.

**It was late at night and (SB1) Jesus knew He needed help. And not just help from anyone. No! There was only ONE who could help Him. Do you know who it was?**

*Who do you think it was?*

**(SB2) It was God, His Father.**

**(SB3) Very soon, Judas Iscariot, one of Jesus' disciples and closest friends, would bring enemies to arrest Him. These enemies would hurt Jesus. They would say mean things to Him. And then, they would nail Him to a cross to die.**

**Dying on a cross was a very painful way to die. But Jesus would do something as He died on the cross that would make it the most painful thing ANYONE has ever done. Jesus would take all the punishment God's people deserved from God for their sins. He would pay for their sins, so they wouldn't have to. Oh, how, very, very, VERY terrible all that punishment would be!**

**In some ways, Jesus wasn't that different from us. He thought about all the pain He would bear on the cross, and He didn't want it. Yet, how Jesus loved God, His Father! He always wanted to obey Him. And, how Jesus loved God's people! He wanted to save them. Dying on the cross was the only way to obey His Father and save God's people. And that's why Jesus knew He needed help —God, His Father's help— to do this very hardest thing.**

**And that's why, Jesus knew He needed help —God, His Father's help— to do all He was about to do.**

**(SB4) Jesus walked with His disciples down the streets of Jerusalem, out through the city wall, and up the hill to the Garden of Gethsemane. Jesus knew He needed help from His Father, and it was there that He was going to ask for it. Do you know how?**

*What do you think Jesus did?*

**Jesus would pray! (SB5) "Sit here, while I go over there and pray," He told His disciples.**

**(SB6) Taking Peter, James, and John with Him, Jesus walked further into the dark garden. As Jesus walked, He became very sad and upset. "The sadness in My heart is so great that it's almost killing me!" Jesus told His friends. "Stay here with Me and keep watch," He asked them.**

**(SB7) Going a little farther, Jesus fell face down on the ground and prayed. "My Father, if it's possible, take this away so I don't have to suffer like this," Jesus pleaded. "This is going to be so hard! This is going to hurt so much! But most of all, I want Your will, not Mine, Father," Jesus exclaimed.**

**After praying, Jesus went to check up on Peter, James, and John. He was NOT happy with what He found them doing. While HE had been face down on the ground, praying, THEY had been face down on the ground doing something else. Can you guess what it was?**

**(SB8) They were sound asleep!**

*Story with lines separating paragraphs (text in bold, optional interaction cues in italics)*

**(SB9) "Peter, wake up! Couldn't you watch with Me this one hour?" Jesus exclaimed. "Watch and pray that you might say 'no' to temptation. You WANT to stay faithful to Me. You WANT to do God's will, but you are very weak. You will need God's help to do these things,"** Jesus warned them.

Jesus knew that He wasn't the only one who would need God's help to do God's will. His disciples would need God's help, too. When the enemies came for Jesus, they would be tempted to be afraid and leave Jesus. But God could give them the strength they needed if they would ask.

---

**(SB10) Jesus went and prayed again. "My Father, if suffering and dying on the cross is the only way to save Your people, then I want to do it. I want to obey You and do Your will more than anything else,"** Jesus exclaimed.

**What a prayer! What a very, very hard thing Jesus would have to do to save God's people! It was the hardest thing anyone would EVER have to do. COULD God, His Father, answer this prayer? WOULD God, His Father, answer this prayer?**

*What do you think?*

**Yes, He could; and, yes, He WOULD!** God answered Jesus' prayer. **(SB11) An angel came to strengthen Jesus.**

---

**Jesus was strengthened in His heart, too. (SB12) Yes, He would have to suffer and die for God's people. But, then, what joy He would have! On Day Three, He would rise from the dead in victory over sin and death. Then, He would return home to heaven. There, He would once more enjoy the Perfect Wonderfulness of the fullest, closest fellowship with God, the Father, and God, the Holy Spirit, like He had before He came to earth.**

**Jesus would be the great King who always loved and obeyed God, His Father. How great would be the praise for God! How good to never suffer again! And, how wonderful to know that the sins of God's people would be forgiven for all time.**

---

**Strengthened and comforted, Jesus went back to His friends two more times. Were they praying? Were they asking God for His help?**

*What do you think?*

**No! Each time, He found them sleeping. Oh, if only they understood just how much they were about to need God's help! "Are you still sleeping? But look, the time has come. Get up! Here come My enemies,"** Jesus told them.

---

**(SB13) Just then, there came a whole crowd of enemies carrying lanterns, fiery torches, and sharp swords. And who was leading them?**

*Can you guess who?*

**Why Judas Iscariot, Jesus' other disciple, that's who! He had been paid by Jesus' enemies to take them to Jesus to arrest Him.**

---

**The time had come for Jesus to suffer and die. What would He do? Run away and hide?**

*What do you think He will do?*

*Story with lines separating paragraphs (text in bold, optional interaction cues in italics)*

**(SB14) No, He would not. Jesus was ready. He had asked His Father for help; and, His Father had answered Him. He gave Jesus the strength to keep on doing His will. Jesus would face His enemies and fulfill God's plan.**

**In the darkness, it was hard to tell which man was Jesus. But Judas led Jesus' enemies right to Him. "Hello, Teacher," Judas said, kissing Jesus on the cheek. "Friend, do what you came to do," Jesus replied. Then, the men came up and grabbed Jesus.**

**(SB15) "Oh, no you don't!" thought Peter. He would fight off Jesus' enemies. He took his sword and cut off Malchus' ear --one of the men in the crowd.**

**But this wasn't the help Jesus wanted or needed. Jesus stretched out His hand and healed Malchus' ear. "Put away your sword," Jesus told Peter. "I could ask My Father to send thousands of angels to rescue Me, if I wanted. But how would His will be done if I did that? And how would God's promises in His Word come true? No. it must happen this way," Jesus replied. Oh, how God was helping His Son, Jesus, do this hardest thing!**

**But what about Jesus' disciples? What did they do? They had slept, instead of asking God for help. Did they stand with Jesus or run away?**

*What do you think they did?*

**It was just as Jesus warned. His disciples didn't have the strength to stay faithful. They gave in to their fears. (SB16) They ran for their lives, leaving Jesus alone with His enemies.**

**After that, everything happened as Jesus knew it would. (SB17) The crowd took Jesus away. (SB18) They said mean things to Him and they hurt Him. (SB19) They nailed Him to the cross; and there, Jesus suffered and died for the sins of God's people.**

**Oh, how terrible it was to suffer and die for God's people, but Jesus did it anyway! He had asked God, His Father, for help; and God, His Father, gave it to Him. (SB20) He helped Jesus take all the punishment for the sins of God's people, so they wouldn't have to. He helped Jesus do the hardest thing!**

**And how do we know Jesus paid for all those sins when He suffered and died on the cross? Because of what Jesus did on the third day. Do you know what He did?**

*Can you tell me?*

**(SB21) Jesus rose up from the grave to live forevermore! Jesus had really beaten sin and death for God's people. Their sins were all forgiven. They would get to live with God, knowing, loving, and enjoying Him forever.**

**But what about Jesus' disciples? What happened to them after they ran away and left Jesus? Would God forgive them now? COULD God forgive them now?**

*What do you think? Could God really forgive these men for leaving Jesus' all alone like this?*

**Yes, He could; and yes, He WOULD! Jesus paid for ALL their sins when He died on the cross.**

*Story with lines separating paragraphs (text in bold, optional interaction cues in italics)*

**And, though the disciples hadn't asked God for help, the night Jesus was arrested, Jesus had prayed for them.**

**(SB22) That night, Jesus had prayed for them and all of God's people. Jesus had asked His Father to protect them from Satan and his evil plans. He had asked Him to help them to grow in love for God and for one another so the world might know He really is God's Son, the Savior.**

---

**Wow! What big prayers Jesus prayed for His disciples and all of God's people that night! Would God answer them? COULD God answer them?**

*What do you think?*

**Yes, He could; and, yes, He WOULD! (Remove BG2 to reveal BG1/SB23) Jesus appeared to His disciples on that third day after He died on the cross. "I'm alive and I've beaten sin and death for you and all of God's people!" He told them. (SB24) Over the next 40 days, Jesus taught His disciples from the Bible. He told them about God's great plan to use them to tell the whole world the gospel--the good news of salvation. And, He promised them God's great gift, the Holy Spirit, who would come live inside them and help them.**

**At the end of those 40 days, (SB25) Jesus went to heaven. He was home, once more, at last, enjoying all the Perfect Wonderfulness He had always known with God, the Father, and God, the Holy Spirit, from before the beginning of time.**

---

**Jesus had left earth for His home in heaven, but He never forgot His people. Jesus is always praying for them, helping them fulfill all of God's good plans. He asked the Father to send the Holy Spirit to live in their hearts, (SB24) and so He did. He would help them love God, live for Him, and tell the world the good news of Jesus their whole lives.**

**And, oh, how those first believers had learned their lesson to ask God for His help! (SB26) There were many more times when they were tempted to not be faithful to Jesus. And many more times when they would want to run away because their enemies wanted to hurt them. But now, they knew what to do. They prayed to God and asked for His help! And did He give it to them?**

*What do you think?*

**Yes, He did! (SB27) Those first believers had learned their lesson to ask God for His help!**

---

**And that's why God STILL wants His people to ask Him for help to live for Him. He knows that His people today need just as much help as they did long ago. We can become God's people, too, if we turn away from our sins and trust in Jesus as our Savior. Then, God will help us live for Him, too! Ask Him to help you. He loves to answer this prayer.**

**Cracking the Case:** (story wrap-up for Listening Assignments)

It's time to see how we did with our Listening Assignment.

**Detective Dan's Lesson 1 Listening Assignment:**

**1. Who did the hardest thing? What was it?** Jesus did. Jesus lived a perfect life and offered it up on the cross as the full payment for the sins of God's people. He suffered and died for them. On the third day, Jesus rose from the dead in victory.

**2. Who helped Him do it?** God, His Father, helped Jesus do it.

**For You and Me:**

Did you know that God calls all His people to do hard things they can never do on their own? And who will help them do these hard things? The very same One who helped Jesus--God! God will always help His people do whatever He calls them to do. We can become God's people, too, when we turn away from our sins and trust in Jesus as our Savior. If we do, we can know God will help us to do whatever He calls us to do, too.

**Detective Dan's Lesson 2 Listening Assignment:****Our Bible Verse is Hebrews 4:16:**

"Let us then approach the throne of grace with confidence, so that we may receive mercy and find grace to help us in our time of need."

**1. What was the very hard thing Jesus was called to do? Who did Jesus cry out to for help?**

To live a perfect life and offer it up on the cross as the full payment for the sins of God's people. To suffer and die for them. He asked God, His Father, to help Him do it all.

**2. Did Jesus get the help He needed?** Yes, He did! God helped Him do it all... perfectly!

**For You and Me:**

Did you know that God calls all His people to do hard things they can never do on their own? And who will help them do these hard things? The very same One who helped Jesus--God! God will always help His people do whatever He calls them to do. We can become God's people, too, when we turn away from our sins and trust in Jesus as our Savior. If we do, we can know God will help us to do whatever He calls us to do, too.

**Detective Dan's Lesson 3 Listening Assignment:**

Our six clues were: a dress, an angel, the cross, Jesus, an enemy, and a spider.

**1. Which four belong in our story?**

The angel, the cross, Jesus and the enemy.

**2. What did Jesus ask God to do for him? How did God answer His prayer?**

Jesus asked God, His Father, to help Him carry out the plan to save God's people. God, His Father, answered Him with a "yes"! He helped Him bear the pain of the cross. He helped Him do everything that was needed to save God's people.

**For You and Me:**

Did you know that God calls all His people to do hard things they can never do on their own? And who will help them do these hard things? The very same One who helped Jesus--God! God will always help His people do whatever He calls them to do. We can become God's people, too, when we turn away from our sins and trust in Jesus as our Savior. If we do, we can know God will help us to do whatever He calls us to do, too.

**The Gospel** (story wrap-up if NOT using Listening Assignments)**Our Bible Truth is:****How Should God's People Live?****They Should Live Like Jesus...****By Asking God for His Help!**

How should God's people live each day? They should live like Jesus... by asking God for His help! God's people ask God for His help, knowing that He will help them. After all, He has already helped them in the biggest way: by sending Jesus to save them! Even while they still were choosing to disobey Him, God chose to help them by sending Jesus to save them. How much more, now that they turned away from their sins and trusted in Jesus as their Savior, will God help them to live for Him! God delights to help you and me, too. If we turn away from disobeying Him and trust Jesus as our Savior, He will gladly save us! And as His people, He will gladly keep helping us to live for Him!

*Close in prayer.*

**Closing ACTS Prayer**

- A** God, we praise You for giving us Jesus, so we can know how You want us to live.
- C** God, we need Your help to live for You, but many times we don't ask for it. We love to do things by ourselves, in our own way. We need a Savior!
- T** Thank You, God, for promising to help Your people live like Jesus. They could never do this without Your help.
- S** God, please work in our hearts. Help us turn away from our sins and trust in Jesus as our Savior. Make us Your people. Help us to love You. Help us to live like You want us to.


In Jesus' name we pray, Amen.

***Go to Lesson Plan, p.9 for the script to the rest of the lesson.***





# How should God's people live?



ANSWER:

# They should live like Jesus!

VISUAL  
AID  
**#1**

take out



of BQB

## The Big Question

*Hold up the Big Question sign for all the children to see, and say:*

The Big Question we are investigating today is Big Question

Number 12:

**How Should God's People Live?**

and the Answer is:

**They Should Live Like Jesus!**

### **Meaning:**

We become God's people when we turn away from our sins and trust in Jesus as our Savior. When we do, God forgives our sins and we begin a whole new way of life. God's people no longer live life just to please themselves. They want to honor God with their whole lives, like Jesus did. They seek to love God most of all and love all people, too.

Let's sing our Big Question Song: "

## Big Q & A 12 Song

*DDD NIV Songs 12, track 12*

*(adapted version of "Pop, Goes the Weasel")*

How should God's people live each day?

They should live like Jesus!


How should God's people live each day?

How should God's people live each day?

How should God's people live each day?

They should live like Jesus!

# BIG QUESTION 12: Eight truths about how God's people live



Visual take out  
Aid #2  
The Question Briefcase  
of BQB

## **This Unit's Bible Truths**

"They Should Live Like Jesus" is a good beginning, but there's so more to learn. So it's time for us to dig down even deeper for more answers to our Big Question about God. We're going to be learning EIGHT Bible truths that all tell us more about how God wants His people to live.

Who would like to hand me the picture with our eight Bible truths on it? It's in the Big Question Box/Briefcase."

*Choose a child to get it and hand it to you, then hold it up and show them the pictures of the eight truths they will be learning.*

*After everyone has had a good look say...*

"Ok, now let's look at our Bible Truth Clue sign and see if we can figure out which of these four truths we will be learning about today. Who would like to get it out of the Big Question Briefcase for me?"

*Choose a child to open the briefcase, take out the Bible Truth Clue sign and hand it to you.*


CAN YOU GUESS BIBLE TRUTH I?

How Should God's People Live?  
They Should Live Like Jesus...

By Asking God for His ???!

HINT: What do we need  
when we can't do something  
by ourselves? It starts with  
an "h" and it rhymes with "yelp."

Please God,  
HELP!



ANSWER:  
By Asking God for His HELP!

Visual  
Aid

#3



of BQB

take out

# Revealing the Bible Truth

## We Are Learning

*Hold up the front side for the children to see. Cover up the answer, written along the bottom, and say:*

**“How Should God’s People Live?  
They Should Live Like Jesus!  
By Asking God for His ????!”**

We’re missing one word. Here’s the hint to what the missing word is. It says: “What do we need when we can’t do something by ourselves? It starts with an “h” and it rhymes with “yelp.”

Can you guess? It’s “HELP!”

So, the Bible Truth we are learning today is:

*(uncover answer from bottom of sign, show it to them and say:)*

**“How Should God’s People Live?  
They Should Live Like Jesus!  
By Asking God for His HELP!!”**

And here is what this Bible Truth means:

*(read the meaning off of the back of the sign, say:)*

When Jesus lived on earth, He asked God, His Father, for help to do everything He wanted Him to do. God wants His people to ask Him to help them, too.

The Bible is filled with God’s promises to help His people. God’s people can pray these promises for themselves. They can pray them for others, too. One of God’s best promises is to send the Holy Spirit to keep working in His people’s hearts. The Holy Spirit helps them to know what God wants them to do. He makes them strong and brave to do it. God is faithful. He will always help His people to live like Jesus, every single day.

We can become God’s people when we turn away from our sins and trust in Jesus as our Savior. Ask God to help you. He loves to answer this prayer!

Visual Aid

#4

Place  
verse in



take out  
Big Questions  
of BQB



**Let us then approach the throne of grace with confidence,  
so that we may receive mercy and find grace to help us  
in our time of need.” Hebrews 4:16**

## Bible Truth | Bible Verse

*Remove the Bible Verse Picture from the "Bible" folder and hold it up for all the children to see, then say:*

Hebrews 4:16 tells us:

### **Hebrews 4:16:**

"Let us then approach the throne of grace with confidence, so that we may receive mercy and find grace to help us in our time of need."

### **Learn a Little:**

"Let us approach so that we may find help in our time of need."

### **What does that mean?**

Jesus reigns in heaven as the High King over all creation. How He loves God's people! He listens to their prayers and even prays for them, Himself! He promises to give them everything they need to live for God and to do all He wants them to do.

God's people know they can always pray and ask Jesus to help them. They know His answer is always "yes" when they ask Him to help them. He will give them the strength they need to do all God wants them to do. That's why they go boldly and confidently to Jesus with their prayers. He will help them. He will always help them! We can be God's people, too, when we turn away from our sins and trust in Jesus as our Savior.

"Now it's time to do a bit more deep down investigating. Let's see what Detective Dan wants us to help him figure out. Would someone like to get it out for me?"

"We've said our Bible verse, now let's sing it!"

"We've said our Bible verse, now let's sing it!"

## Let Us Then Approach:

### **Hebrews 4:16**

*DDD NIV Songs 12, track 17*

Then us then approach,  
Approach the throne of grace,  
With confidence, with confidence,  
So we may receive mercy and find grace,  
To help us in our time of need.  
Then us then approach,  
Then us then approach,  
Then us then approach,  
The throne of grace,  
Hebrews Chapter Four, sixteen.

"Now it's time to do a bit more deep down investigating. Let's see what Detective Dan wants us to help him figure out. Would someone like to get it out for me?"



take out



Place in




Visual Aid



# Detective Dan's Listening Assignment #1

# Detective Dan's

## Listening Assignment #1



Hi, Deep Down Detectives!

I'm working on a brand-new case called:

"The Case of the Hardest Thing."

I need to find out:

1. Who did the hardest thing? What was it?
- AND
2. Who helped Him do it?

Can you help me? Listen carefully to the story and you might just hear the answers!

Thanks!

Detective Dan

***Then say,*** "Ok, Deep Down Detectives! Put on your best listening ears and see if you can hear the answers to Detective Dan's questions. When I finish telling the story, we will see if we can answer all of his questions."

*Read the Bible Truth story, putting up the storyboard pictures as you tell it.*

*At the end of the story, repeat the questions and lead the children in answering them. Present the gospel and close in prayer.*

\*Answers to assignment questions, the gospel and ACTS prayer are also included at the end of the story text.\*

Answers:

**1. Who did the hardest thing? What was it?** Jesus did. Jesus lived a perfect life and offered it up on the cross as the full payment for the sins of God's people. He suffered and died for them. On the third day, Jesus rose from the dead in victory.

**2. Who helped Him do it?** God, His Father, helped Jesus do it.

**For You and Me:**

Did you know that God calls all His people to do hard things they can never do on their own? And who will help them do these hard things? The very same One who helped Jesus --God! God will always help His people do whatever He calls them to do. We can become God's people, too, when we turn away from our sins and trust in Jesus as our Savior. If we do, we can know God will help us to do whatever He calls us to do, too.

take out



of BQB

Place in



Visual Aid



# Detective Dan's Listening Assignment #2

# Detective Dan's

## Listening Assignment #2



Hi, Deep Down Detectives!

I'm still working on the case called:

"The Case of the Hardest Thing."

Our Bible verse is Hebrews 4:16, ESV

"Let us then approach the throne of grace with confidence, so that we may receive mercy and find grace to help us in our time of need."

I need to find out:

1. What was the very hard thing Jesus was called to do?

Who did Jesus cry out to for help?

AND

2. Did Jesus get the help He needed?

Can you help me? Listen carefully to the story and you might just hear the answers!

Thanks for your help!

Detective Dan

**Then say,** "Ok, Deep Down Detectives! Put on your best listening ears and see if you can hear the answers to Detective Dan's questions. When I finish telling the story, we will see if we can answer all of his questions!"

*Read the Bible Truth story, putting up the storyboard pictures as you tell it. At the end of the story, repeat the questions and lead the children in answering them. Present the gospel and close in prayer.*

\*Answers to assignment questions, the gospel and ACTS prayer are also included at the end of the story text.\*

Answers:

**Our Bible Verse is Hebrews 4:16**

"Let us then approach the throne of grace with confidence, so that we may receive mercy and find grace to help us in our time of need."

**1. What was the very hard thing Jesus was called to do? Who did Jesus cry out to for help?**

To live a perfect life and offer it up on the cross as the full payment for the sins of God's people. To suffer and die for them. He asked God, His Father, to help Him do it all.

**2. Did Jesus get the help He needed?** Yes, He did! God helped Him do it all... perfectly!

**For You and Me:**

Did you know that God calls all His people to do hard things they can never do on their own? And who will help them do these hard things? The very same One who helped Jesus --God! God will always help His people do whatever He calls them to do. We can become God's people, too, when we turn away from our sins and trust in Jesus as our Savior. If we do, we can know God will help us to do whatever He calls us to do, too.


take out



Place in



Visual Aid



# Detective Dan's Listening Assignment #3

# Detective Dan's

## Listening Assignment #3



Hi, Deep Down Detectives!

I'm still working on the case called:

“The Case of the Day of Hardest Thing.”

I found SIX clues, but TWO of them are NOT in the story. They are: a dress, an angel, the cross, Jesus, an enemy, and a spider.

*Hold up each of the six pictures for the children to see as you identify them. Better yet, put them up on your flannelgraph board, off to one side.*

I need to know:

1. Which FOUR pictures belong in the story and which TWO do NOT?
2. What did Jesus ask God to do for him? How did God answer His prayer?

Can you help me? Listen carefully to the story and you might just hear the answers!

Thanks!

Detective Dan

**Then say,** “Ok, Deep Down Detectives! Put on your best listening ears and see if you can hear the answers to Detective Dan's questions. When I finish telling the story, we will see if we can answer all of his questions.”

*Read the Bible Truth story, putting up the storyboard pictures as you tell it. At the end of the story, repeat the questions and lead the children in answering them. Present the gospel and close in prayer.*

\*Answers to assignment questions, the gospel and ACTS prayer are also included at the end of the story text.\*

Answers:

**1. Which four pictures belong in the story and which two do not?**

The angel, the cross, Jesus and the enemy belong. The dress and the spider do not.


**2. What did Jesus ask God to do for him? How did God answer His prayer?** Jesus asked God, His Father, to help Him carry out the plan to save God's people. God, His Father, answered Him with a “yes!” He helped Him bear the pain of the cross. He helped Him do everything that was needed to save God's people.

**For You and Me:**

Did you know that God calls all His people to do hard things they can never do on their own? And who will help them do these hard things? The very same One who helped Jesus --God! God will always help His people do whatever He calls them to do. We can become God's people, too, when we turn away from our sins and trust in Jesus as our Savior. If we do, we can know God will help us to do whatever He calls us to do, too.



An Angel



A Dress

VISUAL  
AID  
#5C

Place in  
DDD  
Bible™

take out  
Big  
Question  
Bible™  
of BQB

VISUAL  
AID  
#5C


Place in  
DDD  
Bible™

take out  
Big  
Question  
Bible™  
of BQB


DDD 12.1 Lesson 3 Listening Assignment Clue Picture 2 for kids

DDD 12.1 Lesson 3 Listening Assignment Clue Picture 1 for kids





A Cross



Jesus

VISUAL  
AID  
#5C

Place in  
DDD  
Bible™

take out  
Big  
Question  
Briefcase  
of BQB


VISUAL  
AID  
#5C

Place in  
DDD  
Bible™


take out  
Big  
Question  
Briefcase  
of BQB

DDD 12.1 Lesson 3 Listening Assignment Clue Picture 4 for kids

DDD 12.1 Lesson 3 Listening Assignment Clue Picture 3 for kids



A Spider



An Enemy



VISUAL  
AID  
#5C

Place in  
DDD  
Bible™

take out  
Big  
Question  
Briefcase  
of BQB

VISUAL  
AID  
#5C

Place in  
DDD  
Bible™

take out  
Big  
Question  
Briefcase  
of BQB

DDD 12.1 Lesson 3 Listening Assignment Clue Picture 6 for kids

DDD 12.1 Lesson 3 Listening Assignment Clue Picture 5 for


## Big Question 12, Bible Truth 1 Storyboard Background Pictures Key (BG)

Put these pictures in place on your storyboard BEFORE you tell your story.

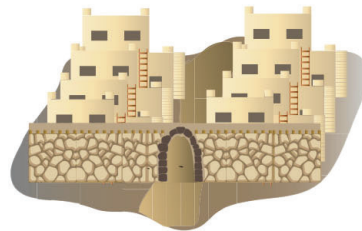
**BG1/SB23**  
**Inside House**



**BG2 Outside House**



**BG3 City Streets**



**BG4 Garden of Gethsemane**



# Big Question 12, Bible Truth 1 Storyboard Pictures Key (SB)

Store these pictures in numerical order in your DDD Bible Folder.

Add these to your story as you tell it. Numbers correspond to placement order.

SB1 Jesus Needing Help



SB2 Only God Can Help



SB3 Thinking about the Hard Things Ahead



SB4 Jesus and Disciples Walking Streets



SB5 Jesus with Disciples in Garden



SB6 Jesus, Peter, James and John



SB7 Jesus Falls Down and Prays



SB8 Jesus Finds Peter, James and John Asleep



SB9 Jesus Urges Peter to Pray



SB10 Jesus Prays Again



SB11 An Angel



SB12 Jesus Thinks about Rising from the Dead



SB13 Judas and Crowd Come



SB14 Jesus and His Disciples Meet Judas and Crowd



SB15 Peter Cuts Off Malchus' Ear and Jesus Heals It



SB16 Disciples Hiding in Fear



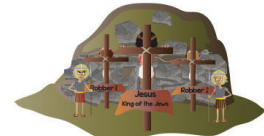
SB17 Enemies Take Jesus Away



SB18 Enemies Hurt Jesus



SB19 Jesus Dies on the Cross



SB20 Jesus Takes the Punishment God's People Deserved for Their Sins



SB21 Jesus Rises from the Dead



SB22 Jesus Prayed for the Disciples and All of God's People (in the Garden)



SB23/BG1 Jesus Appears to Disciples



SB24 Jesus Teaches His Followers



SB25 Jesus in Heaven



SB26 The Holy Spirit Comes to the Disciples



SB27 The Disciples Remember to Ask God for Help and He Gives It

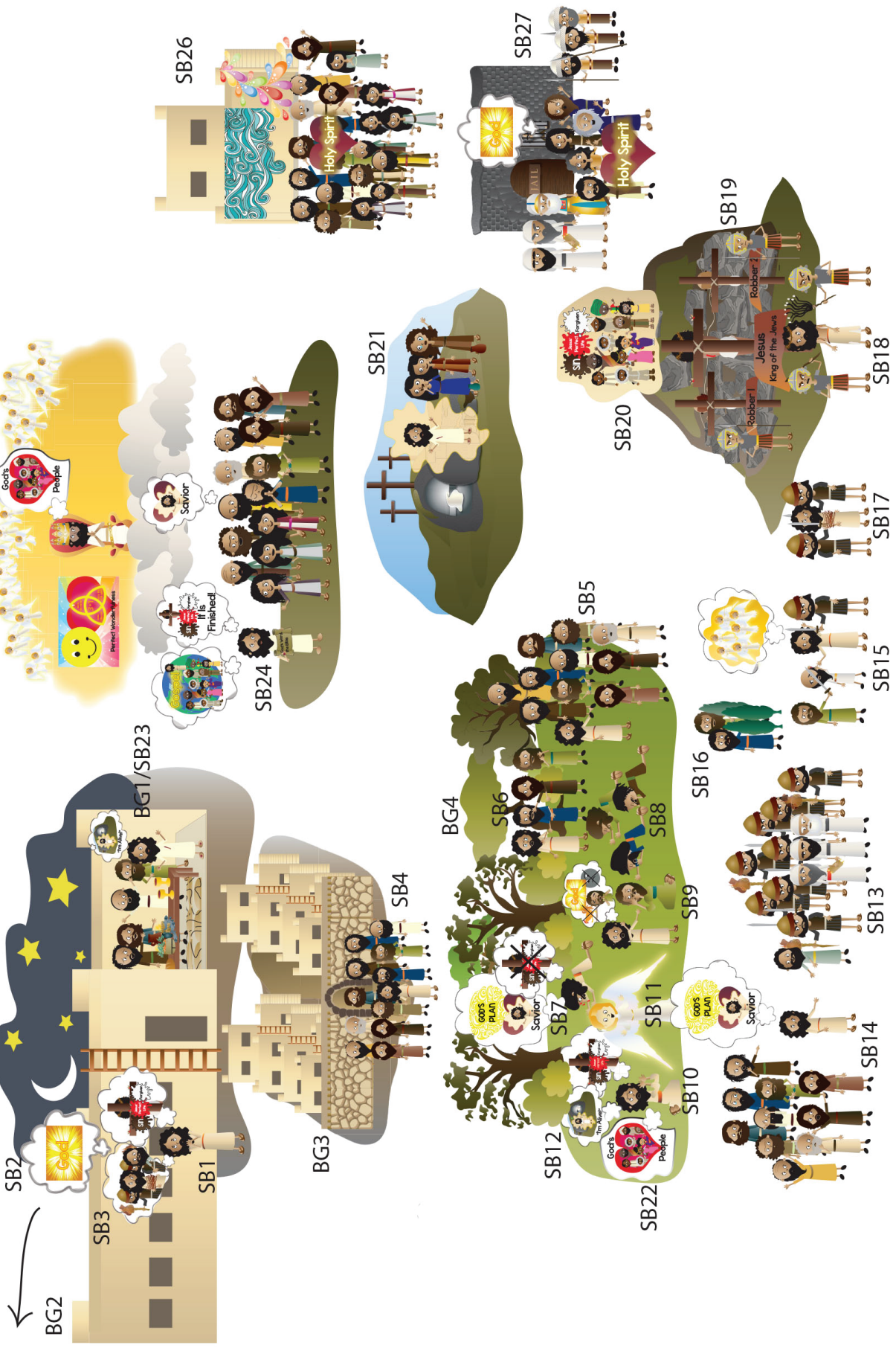


SB28 Jesus Still Prays for All of God's People (in Heaven)



Note: Use sticky tac putty rather than velcro on back of pictures placed on top of other pictures.

Place BG2 on top of BG1/SB22,  
remove at proper time in story




NOTE:

Some of the larger images are assembled from two or more pages. You can make these easier to fold by leaving a small gap in the lamination between the pieces. This allows you to fold the image along the gap.




leave slight gap here  
to create a "hinge" for  
easy folding






BG1/SB23 Inside House  
DDD 12.1 Story  
Place on board before telling story



SB21 Jesus Rises from the Dead  
DDD 12.1 Story



BG2 Outside House

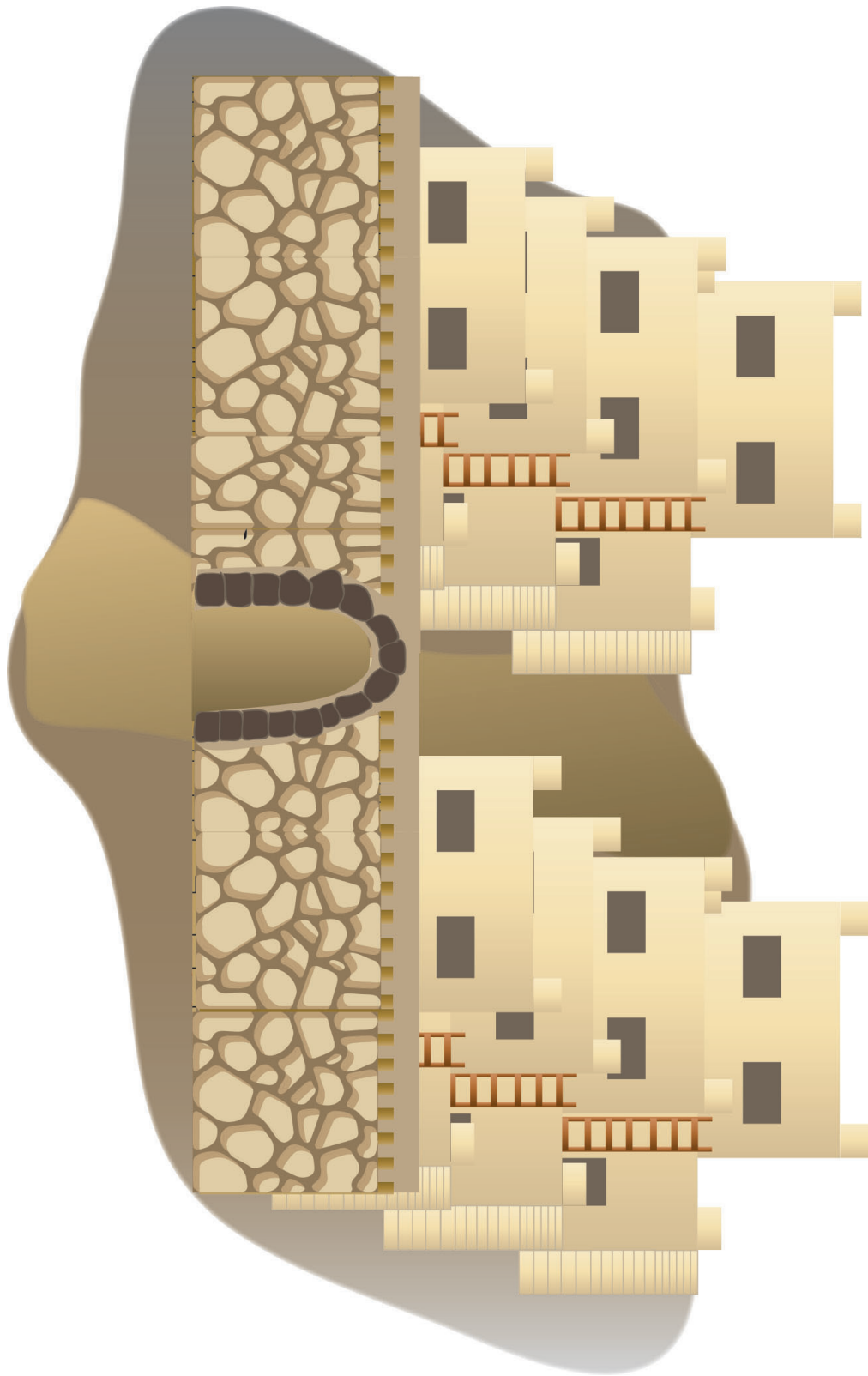
DDD 12.1 Story

Place on board before telling story



SB25 Jesus in Heaven  
DDD 12.1 Story







BG3 City Streets  
DDD 12.1 Story  
Place on board before telling story



BG4 Garden of Gethsemane, Pt 1 of 2  
DDD 12.1 Story  
glue together, then laminate  
Place on board before telling story

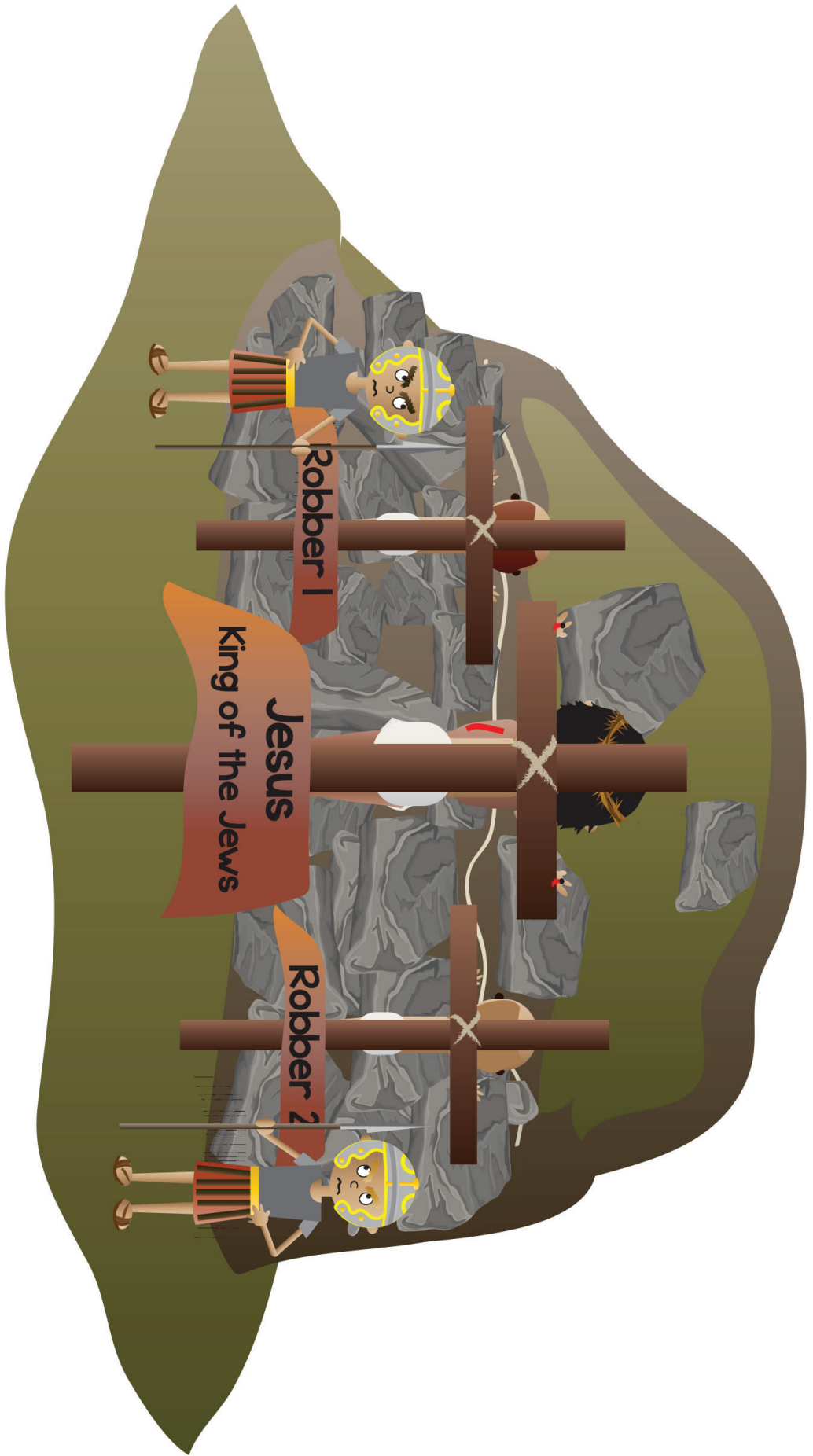


BG4 Garden of Gethsemane, Pt 2 of 2  
DDD 12.1 Story  
glue together, then laminate  
Place on board before telling story







SB24 Jesus Teaches His Followers  
DDD 12.1 Story





SB19 Jesus Dies on the Cross  
DDD 12.1 Story



SB4 Jesus and Disciples  
Walking Streets  
DDD 12.1 Story

SB12 Jesus Thinks about  
Rising from the Dead  
DDD 12.1 Story

SB2 Only God Can Help  
DDD 12.1 Story

SB3 Thinking about the  
Hard Things Ahead  
DDD 12.1 Story

SB1 Jesus Needing Help  
DDD 12.1 Story

SB6 Jesus, Peter,  
James and John  
DDD 12.1 Story

SB5 Jesus with Disciples  
in Garden  
DDD 12.1 Story

SB11 An Angel  
DDD 12.1 Story



SB10 Jesus Prays Again  
DDD 12.1 Story

SB17 Enemies Take Jesus Away  
DDD 12.1 Story

SB7 Jesus Falls Down  
and Prays  
DDD 12.1 Story

SB8 Jesus Finds Peter,  
James and John Asleep  
DDD 12.1 Story

SB9 Jesus Urges Peter to Pray  
DDD 12.1 Story

SB15 Peter Cuts Off Malchus'  
Ear and Jesus Heals It  
DDD 12.1 Story



SB28 Jesus Still Prays for All of  
God's People (in Heaven)  
DDD 12.1 Story

SB16 Disciples Hiding in Fear  
DDD 12.1 Story

SB13 Judas and Crowd Come  
DDD 12.1 Story

SB18 Enemies Hurt Jesus  
DDD 12.1 Story


SB20 Jesus Takes the  
Punishment God's People  
Deserved for Their Sins  
DDD 12.1 Story





SB26 The Holy Spirit  
Comes to the Disciples  
DDD 12.1 Story

SB27 The Disciples  
Remember to Ask God  
for Help and He Gives It  
DDD 12.1 Story



SB14 Jesus and His Disciples  
Meet Judas and Crowd  
DDD 12.1 Story

SB22 Jesus Prayed for the  
Disciples and All of God's  
People (in the Garden)  
DDD 12.1 Story

# **DEEP DOWN DETECTIVES**



**Visual Aids**

**Unit 12,**

**Bible Truth 2**

## About Deep Down Detectives Visual Aids and Small Format Storyboard Pictures

### How Are They Used?



The Deep Down Detectives Visual Aids and Small Format Storyboard Pictures are a companion resource to be used alongside the Deep Down Detectives Core Curriculum for each unit. These colorful pictures are used in presenting the key concepts, telling the Bible stories, and, in playing the Bible Story Review games. The storyboard pictures in this book are for flannelgraph boards 24" x 36" or larger. (Choose Visual Aids with Large Format Storyboard Pictures for very large boards.)

### What Do They Include?



**There are six, different resources included in this book:**

**1. Key Concept Visual Aids**-- colorful signs of the Big Question and Answer, the Bible Truths taught in each unit, the Bible verses, and the Listening Assignments used with the curriculum for each Bible Truth taught in the unit.

**2. The Storyboard Picture Key**-- a who's who of the pictures in thumbnail size.

**3. Storyboard Suggested Picture Placement** page--how you can place your pictures up on your storyboard that works well with the story.


**4. The Storyboard Pictures, themselves.** Notice that each picture is identified on the back for easy reference.

**5. Directions** for how to make a homemade flannelgraph storyboard and sturdy storyboard pictures.

**6. Directions** for making the Deep Down Detectives "Bible" Folder and the **back/front images** to paste in place when making it. (Larger back/front images are found online with the curriculum.)




### Ready, Set, Rip It Out!



This book is meant to be ripped up and made into your visual aid. The key concept signs can be cut out and laminated or slipped into sheet protectors. Cut out around the storyboard images and ideally, laminate these. Some of the biggest pictures actually need to be stuck together, before laminating.

### Store It!



Deep Down Detectives is a curriculum that can be used over and over. Store your visual aids and storyboard pictures after using them and they will serve you for many years. We store ours in manilla envelopes and then put them (along with all the rest of the curriculum) in magazine files, labeled by unit. If you have multiple classes using the curriculum, store each set of resources in separate manilla envelopes. This will make prep much simpler, second time around.

### Replacement Storyboard Pictures



You can always purchase this book again or simply go online to the [praisefactory.org](http://praisefactory.org) website (Deep Down Detectives section) and print out any pictures that go missing.

**The Case of the Man Who Left His Money**

*Matthew 9; Mark 2; Luke 5*



**Story-telling Tips**

Ahead of time:

1. Read the Bible verses and story. Pray!
2. Choose story action cues and prepare storyboard figures/story scenes, if using. (In Visual Aids book)
3. Practice telling story with the storyboard pictures, timing your presentation. Shorten, if necessary.

During your presentation:

1. Maintain as much eye contact as possible as you tell the story.
2. Put up storyboard figures/add story action cues/hold up storybook scenes as you tell the story. Allow the children to help you put them on the board, if desired.
3. Include the children in your story with a few questions about what they think will happen or words/concepts that might be new to them.
4. Watch the kids for signs that their attention span has been reached. Shorten, if necessary.

**INTRODUCTION/ LISTENING ASSIGNMENTS**

**“Our story is called: The Case of the Man Who Left His Money. Here is your listening assignment.”** Read from Detective Dan’s Listening Assignment signs, but questions are summarized below:

**Detective Dan’s Lesson #1 Listening Assignment:**

I need to know:

- 1. Who was the man who left his money? Why did he leave it behind?**
- 2. Who did he decide to love even more than his money?**

**Detective Dan’s Lesson #2 Listening Assignment:**

**Our Bible Verse is Deuteronomy 6:4-5:**

“Hear, O Israel: The LORD our God, the LORD is one. Love the LORD your God with all your heart and with all your soul and with all your strength.”

I need to know:

- 1. Who loved money and the nice things in this world more than God?**
- 2. Why did he leave his money and nice things behind?**

**Detective Dan’s Lesson #3 Listening Assignment:**

I found six clues, but two of them are **NOT** in the story.

They are: a bag of money, a camel, a pineapple, a town person, a little tax house, and a truck.

*Hold each of them up for the children to see as you identify them.*

I need to know:

- 1. Which four belong in the story and which two don’t?**
- 2. Who turned away from their sins and trust in Jesus in the story? What did he do that showed he was a changed man and wanted to instead, love God most of all?**

**Read the assignment questions, THEN SAY,**

“Ok, Deep Down Detectives! Put on your best listening ears and see if you can hear the answers to Detective Dan’s questions. When I finish telling the story, we will see if we can answer all the questions.”

*Read the Bible Truth story, answer questions, present the gospel and lead in prayer.*

*Answers to questions; the gospel; and, ACTS prayer are included with the story text.*

**The Case of the Man Who Left His Money** *Matthew 9; Mark 2; Luke 5*

*Story with lines separating paragraphs (text in bold, optional interaction cues in italics) Numbers correspond to storyboard pictures and placement upon the storyboard. Always feel free to use less pictures, if it's best for your kids. Simply black out the numbers next to pictures you do not plan to use. All pictures are found in the Visual Aids book. Put BG (background) pictures on storyboard ahead of time. SB pictures (listed below in story text) are added to board as you tell the story. These numbers are also found on the back of each picture. Tip: Stack pictures in numerical before telling story for easy use. Use sticky-back velcro to attach pictures to storyboard felt. Use sticky-tac putty to stick a picture on top of another picture. OR, if using the Story Scenes to tell the story, disregard the storyboard picture references listed below.*

---

**(SB1) Jesus had good news to tell everyone. "The time has come. The kingdom of God is near. Repent and believe the good news!" Jesus told them.**

**(SB2) The kingdom of God is NEAR? What does THAT mean? What IS this kingdom of God? How can we be part of it?" many wondered. They gathered around Jesus to hear what He would say.**

**"The kingdom of God is so wonderful. It's worth giving up everything to be a part of it. It's knowing and enjoying God as His people. It's loving God most of all and living for Him," Jesus taught the people.**

---

**"But WHERE is this kingdom of God, and WHEN is it coming?" the people wanted to know. The other teachers taught that God's great Messiah-King would come soon and get rid of God's enemies. He would rule in the land of Israel. Now, they wanted to hear what Jesus had to say.**

**Jesus amazed the people with His different teaching. (SB3) Jesus taught them that the kingdom of God is ALREADY in HEAVEN with God. It's a place where everyone loves God most and lives for Him always. It's where God's people go to live with God when they die.**

**(SB4) And, the Kingdom of God is COMING to EARTH, Jesus promised. One day, He, God's great Messiah-king, will come back to end sin and death. He will be king forever over God's people in the new earth God promised to make.**

---

**But most amazing of all, Jesus told them, "God's kingdom can be (SB5) in your HEART—TODAY! Repent! Turn away from your sins. Believe! Trust in Me as your Savior," He said.**

*Where did Jesus say God's kingdom can be inside of us? Can you tell me?*

**"This is the gospel, the good news I've come to tell you! Come! The kingdom of God is NEAR! It's NOW!" Jesus exclaimed.**

**Wow! Jesus' good news was the BEST news the people had ever heard! They didn't have to wait for heaven or even until Jesus came back. They could be part of God's kingdom that very day!**

---

**But as BIG and as GOOD as this news was, it wasn't EASY news to live out. Why? (SB6) Because our hearts are sinful. We find other THINGS to LOVE more than God. We choose other WAYS to LIVE instead of God's good way. There are so many things that we must STOP loving and STOP doing if we are to love God most of all. That can be so very, very hard! Oh, how the sin in our hearts gives us trouble!**

*Do you ever want something that God has said "no" to in His good laws? I do!*



*Story with lines separating paragraphs (text in bold, optional interaction cues in italics)*

---

**(SB7) A man named Matthew knew this. Matthew did NOT love God most of all. He loved money and the nice things he could buy, instead.**

**(SB8) And, while Matthew had grown up learning about God and His good laws, he had chosen NOT to obey them. Matter of fact, Matthew had chosen to do the very opposite: He had chosen to break God's good laws to get more money and more nice things for himself.**

**(SB9) For like Zacchaeus (who we learned about a few stories earlier), Matthew was a tax collector who gathered money for Caesar, the big, Roman king who had taken over the land of Israel. And like Zacchaeus, Matthew did many bad things to make people give him lots of money, so he could be rich, rich, rich!**

---

**(SB10) Day after day, Matthew sat in his tax house on the road near the Sea of Galilee and the town of Capernaum. (SB11, SB12) "Stop! Pay your taxes," Matthew would say to the people loaded down with things to sell.**

**(SB13) He looked over their loads and told them how much to pay. The more stuff, the more taxes they owed. Matthew always made them pay enough to make big, King Caesar happy, plus a lot more to keep for himself.**

---

**(SB14) Matthew squeezed lots of tax money from the people of Capernaum, too. (SB15) He did whatever it took to get enough for Caesar, plus a lot more for himself. The people hated Matthew. They wanted nothing to do with him. They wouldn't even let him in the worship place to worship God. Perhaps Matthew had a big house, lots of nice things, and loads of money, but he had lost many friends. He had broken his friendship with them by the mean, greedy things he had done.**

---

**But Matthew's bad life had broken his friendship with SOMEONE ELSE, too. Someone far more important than the people in Matthew's town. Can you guess who?**

Can you guess?

**(SB16) It was God! Matthew had chosen to love money and nice things most of all. He had chosen to break God's good laws, and he refused to repent. Oh, how very broken was Matthew's friendship with God! Oh, how very sinful was his heart! Surely, there was no hope for him to ever be right with God again. Wherever God's kingdom was. Whenever it could come. Matthew certainly would not be a part of it.**

*Was there really no hope for Matthew? What do you think?*

**But there WAS hope for Matthew... and that hope came through Jesus!**

---

**(SB17) Jesus came to Matthew's town and began to teach. "The time has come. The kingdom of God is near. Repent and believe the good news!" Jesus told Matthew and many others.**

**(SB18) As Matthew listened to Jesus, the Holy Spirit began to work in his heart and change it. No longer did Matthew want to love money and nice things most of all. Matthew wanted to love God most of all. (SB19) He wanted to be one of God's people and have the kingdom of God be in his heart. Could God really make such a big change inside a man like Matthew?**

*Story with lines separating paragraphs (text in bold, optional interaction cues in italics)*

---

**Yes, He could. (SB20) Jesus knew what was happening inside Matthew's heart. He went to Matthew at his tax house, and said to him, "Matthew, follow Me! Come be one of my disciples, one of my close friends who lives with Me and learns from Me each day."**

**"Yes, Jesus, I will," Matthew told Jesus. (SB21) Matthew left his tax house and followed Jesus, right then and there. He trusted in Jesus as his Savior. Matthew had become one of God's people. The kingdom of God had begun its rule in his heart, that very day! Matthew was turning away from loving money and lots of nice things most of all. (SB22) Now, he would seek to love God most of all and live to obey Him.**

---

**What happened to Matthew after that? Did he ever go back to loving money most of all?**

*What do you think?*

**No, he did NOT! For the rest of his life, Matthew followed Jesus and sought to love God most of all. (SB23) And did you know that Matthew even wrote down one of the books in the Bible? Can you guess what that book is called?**

*Can you guess?*

**It's called the Gospel of Matthew!**

**What a perfect name for Matthew's story about Jesus. "Gospel" is a Bible word that means "good news." And that's exactly what Matthew's story was. For though it wasn't always easy for Matthew to follow Jesus and live God's way, it was always good. Jesus said that being one of God's people in God's kingdom was worth giving up everything. Matthew knew this was right. There really was no one more wonderful to know, love, and obey than God!**

**Cracking the Case:** (story wrap-up for Listening Assignments)

It's time to see how we did with our Listening Assignment.

**Detective Dan's Lesson #1 Listening Assignment:**

I need to know:

- 1. Who was the man who left his money? Why did he leave it behind?** Matthew did. The Holy Spirit worked in his heart as he listened to Jesus teach. He helped Matthew turn away from his old life of loving money and nice things, and love God and live for Him, instead.
- 2. Who did he decide to love even more than his money?** God!

**For You and Me:**

Matthew had a lot of money and he loved nice things, but he learned that God was better than even the world's best things. There are many nice things we may enjoy in this world, too. But we will never find anything that is better than loving God and being one of God's people. We can become one of God's people when we turn away from our sins and trust in Jesus as our Savior. Ask God to help you. He loves to answer this prayer.

**Detective Dan's Lesson #2 Listening Assignment:****Our Bible Verse is Deuteronomy 6:4-5:**

"Hear, O Israel: The LORD our God, the LORD is one. Love the LORD your God with all your heart and with all your soul and with all your strength."

I need to know:

- 1. Who loved money and the nice things in this world more than God?** Matthew did.
- 2. Why did he leave his money and nice things behind? Who did he find was even better to love?** The Holy Spirit worked in his heart as he listened to Jesus teach. He helped Matthew turn away from his old life of loving money and nice things, and love God and live for Him, instead.

**For You and Me:**

Matthew had a lot of money and he loved nice things, but he learned that God was better than even the world's best things. There are many nice things we may enjoy in this world, too. But we will never find anything that is better than loving God and being one of God's people. We can become one of God's people when we turn away from our sins and trust in Jesus as our Savior. Ask God to help you. He loves to answer this prayer.

**Detective Dan's Lesson #3 Listening Assignment:**

I found six clues, but two of them are **NOT** in the story. They are: a bag of money, a camel, a pineapple, a town person, a little tax house, and a truck. *Hold each of them up for the children to see as you identify them.*

I need to know:

- 1. Which four belong in the story and which two don't?** The bag of money, the camel, the town's person and the little tax house belong. The pineapple and the truck do not.
- 2. Who turned away from their sins and trust in Jesus in the story? What did he do that showed he was a changed man and wanted to instead, love God most of all?** Matthew. He left his tax house and all the money and nice things he had loved most of all. He started to live for God, instead.

**For You and Me:**

God delights to help you and me to love Him, too. If we ask Him, He will work in our hearts and help us to love Him most of all. He will help us to turn away from disobeying Him and trust Jesus as our Savior, And as His people, God will gladly go on helping us to love Him most of all, ALL the rest of our lives!

**The Gospel** (story wrap-up if NOT using Listening Assignments)**Our Bible Truth is:**

**How Should God's People Live?  
They Should Live Like Jesus...  
By Loving God Most of All!**

How should God's people live each day? They should live like Jesus... by loving God most of all! God's people ask God for His help, knowing that He will help them. After all, He has already helped them in the biggest way: by sending Jesus to save them! Even while they still were choosing to disobey Him, God chose to help His people by sending Jesus to save them. How much more, now that they have said "no" to disobeying God and trusted Jesus as their Savior, do God's people know that He will help them to love Him most of all.

God delights to help you and me to love Him, too. If we ask Him, He will help us love Him most of all by turning away from disobeying Him and trust Jesus as our Savior, He will gladly save us! And as His people, He will gladly keep helping us to love Him most of all, ALL the rest of our lives!

*Close in prayer.*


**Closing ACTS Prayer**

- A** God, we praise You for giving us Jesus so we can know how we should love You.
- C** God, please forgive us for not loving You most of all. Too often we choose to love other people, things, and even ourselves, more than we love You. We need a Savior!
- T** Thank You, God, for promising to help us live like Jesus. You can help us to love You the way You want us to.
- S** God, please work in our hearts. Help us turn away from our sins and trust in Jesus as our Savior. Make us Your people. Help us to love You and live like You want us to live. Help us to love You most of all.

In Jesus' name we pray, Amen.

***Go to Lesson Plan, p.9 for the script to the rest of the lesson.***

# How should God's people live?



ANSWER:

# They should live like Jesus!

VISUAL  
AID  
**#1**

take out



of BQB

## The Big Question

*Hold up the Big Question sign for all the children to see, and say:*

The Big Question we are investigating today is Big Question

Number 12:

**How Should God's People Live?**

and the Answer is:

**They Should Live Like Jesus!**

### **Meaning:**

We become God's people when we turn away from our sins and trust in Jesus as our Savior. When we do, God forgives our sins and we begin a whole new way of life. God's people no longer live life just to please themselves. They want to honor God with their whole lives, like Jesus did. They seek to love God most of all and love all people, too.

Let's sing our Big Question Song: "

## Big Q & A 12 Song

*DDD NIV Songs 12, track 12*

*(adapted version of "Pop, Goes the Weasel")*

How should God's people live each day?

They should live like Jesus!


How should God's people live each day?

How should God's people live each day?

How should God's people live each day?

They should live like Jesus!

# BIG QUESTION 12: Eight truths about how God's people live



Visual take out Aid

#2



of BQB

## **This Unit's Bible Truths**

"They Should Live Like Jesus" is a good beginning, but there's so more to learn. So it's time for us to dig down even deeper for more answers to our Big Question about God. We're going to be learning EIGHT Bible truths that all tell us more about how God wants His people to live.

Who would like to hand me the picture with our eight Bible truths on it? It's in the Big Question Box/Briefcase."

*Choose a child to get it and hand it to you, then hold it up and show them the pictures of the eight truths they will be learning.*

*After everyone has had a good look say...*

"Ok, we've learned one truth about how to live for God. It's this one: "By Asking God for His Help" (point to picture as you identify the Bible Truth). Now let's look at our Bible Truth Clue sign and see if we can figure out which of these eight truths we will be learning about today. Who would like to get it out of the Big Question Briefcase for me?"


*Choose a child to open the briefcase, take out the Bible Truth Clue sign and hand it to you.*



CAN YOU GUESS BIBLE TRUTH 2?

**How Should God's People Live?  
They Should Live Like Jesus...  
By Loving God ???? of All!**

**HINT:** This word means that we love God more than anyone or anything else. It starts with an "m" and it rhymes with "toast."



**ANSWER:  
By Loving God MOST of All!**

Visual Aid  
#3

take out  
Big Question  
Bible of BQB

# Revealing the Bible Truth

## We Are Learning

*Hold up the front side for the children to see. Cover up the answer, written along the bottom, and say:*

**“How Should God’s People Live?  
They Should Live Like Jesus!  
By Loving God ???? of All!”**

We’re missing one word. Here’s the hint to what the missing word is. It says: “This word means that we love God more than anyone or anything else. It starts with an “m” and it rhymes with “toast.”

Can you guess? It’s “MOST.”

So, the Bible Truth we are learning today is:

*(Uncover answer from bottom of sign, show it to them and say:)*

**“How Should God’s People Live?  
They Should Live Like Jesus!  
By Loving God MOST of All!”**

And here is what this Bible Truth means:  
*(read the meaning off of the back of the sign, say:)*

Jesus loved God most of all. Jesus’ love was more than a nice feeling inside His heart. Jesus lived out His love for God. He lived it out by loving God with the thoughts in His mind. He lived out His love with every word He spoke. He lived it out by always obeying God’s laws in all that He did.

God wants His people to love Him like Jesus did, too. He wants them to love Him more than anyone or anything else. He wants them to love Him in their thoughts and their words. He wants them to love Him by obeying His good laws in all that they do, too.

God’s people know that they can never love God perfectly like Jesus did. They are sinners. He is the perfect Son of God. But, they know that God promises to help them love Him most of all, by His Holy Spirit living in their hearts. We can become God’s people, too, when we turn away from our sins and trust in Jesus as our Savior. Then, God will help us love Him most of all, too.



Visual Aid

#4

take out

Place verse in  
DDD Bible  
of BOB

**“Hear, O Israel: The LORD our God, the LORD is one.  
Love the LORD your God with all your heart and with all your soul  
and with all your strength.” -- Deuteronomy 6:4-5**

## Bible Truth 2 Bible Verse

*Remove the Bible Verse Picture from the "Bible" folder and hold it up for all the children to see, then say:*

Deuteronomy 6:4-5 tells us:

### **Deuteronomy 6:4-5:**

"Let us then with confidence draw near to the throne of grace, that we may receive mercy and find grace to help in time of need."

### **Learn a Little:**

"Love the LORD your God with all your heart, all your soul, and all your strength."

### **What does that mean?**

These verses tell us that the LORD is one--He's the one, true God. Moses first spoke these words to the people of Israel, but they are true for us all. God wants everyone to love Him most of all. He wants us to love Him with all our heart, soul, and strength. That's every bit of us! The best, first step to loving God most of all is to turn away from our sins and trust in Jesus as our Savior. This is how we become God's people.

"Now it's time to do a bit more deep down investigating. Let's see what Detective Dan wants us to help him figure out. Would someone like to get it out for me?"

"We've said our Bible verse, now let's sing it!"

"We've said our Bible verse, now let's sing it!"

## Hear, O Hear:

### **Deuteronomy 6:4-5**

*DDD NIV Songs 12, track 20*

Hear, O hear, O Israel,  
Hear, O hear, O Israel,  
The LORD your God, the LORD is one.  
Love the LORD our God  
with all your heart,  
Love the LORD our God with all your soul,  
Love the LORD our God  
with all your strength.  
Deuteronomy Six,  
verses four through five.

"Now it's time to do a bit more deep down investigating. Let's see what Detective Dan wants us to help him figure out. Would someone like to get it out for me?"


take out



Place in



Visual Aid



# Detective Dan's Listening Assignment #1

# Detective Dan's

## Listening Assignment #1



Hi, Deep Down Detectives!

I'm working on a brand-new case called:

“The Case of the Man Who Left His Money.”

I need to find out:

1. Who was the man who left his money? Why did he leave it behind?
- AND
2. Who did he decide to love even more than his money?

Can you help me? Listen carefully to the story and you might just hear the answers!

Thanks!

Detective Dan

***Then say,*** “Ok, Deep Down Detectives! Put on your best listening ears and see if you can hear the answers to Detective Dan’s questions. When I finish telling the story, we will see if we can answer all of his questions.”

*Read the Bible Truth story, putting up the storyboard pictures as you tell it.*

*At the end of the story, repeat the questions and lead the children in answering them. Present the gospel and close in prayer.*

\*Answers to assignment questions, the gospel and ACTS prayer are also included at the end of the story text.\*

Answers:

**1. Who was the man who left his money? Why did he leave it behind?** Matthew did. The Holy Spirit worked in his heart as he listened to Jesus teach. He helped Matthew turn away from his old life of loving money and nice things, and love God and live for Him, instead.

**2. Who did he decide to love even more than his money?** God!

**For You and Me:**

Matthew had a lot of money and he loved nice things, but he learned that God was better than even the best things you could have in this world. There are many nice things we may enjoy this world, too. But we will never find anything that is better than loving God and being one of God’s people. We can become one of God’s people when we turn away from our sins and trust in Jesus as our Savior. Ask God to help you. He loves to answer this prayer.

take out



of BQB

Place in



Visual Aid



# Detective Dan's Listening Assignment #2

# Detective Dan's

## Listening Assignment #2



Hi, Deep Down Detectives!

I'm still working on the case called:

"The Case of the Man Who Left His Money."

Our Bible verse is Deuteronomy 6:4-5:

Hear, O Israel: The LORD our God, the LORD is one. Love the LORD your God with all your heart and with all your soul and with all your strength."

I need to find out:

1. Who loved money and the nice things in this world more than God?

AND

2. Why did he leave his money and nice things behind?

Can you help me? Listen carefully to the story and you might just hear the answers!

Thanks for your help!

Detective Dan

**Then say,** "Ok, Deep Down Detectives! Put on your best listening ears and see if you can hear the answers to Detective Dan's questions. When I finish telling the story, we will see if we can answer all of his questions."

*Read the Bible Truth story, putting up the storyboard pictures as you tell it. At the end of the story, repeat the questions and lead the children in answering them.*

*Present the gospel and close in prayer.*

\*Answers to assignment questions, the gospel and ACTS prayer are also included at the end of the story text.\*

Answers:

**Our Bible Verse is: Deuteronomy 6:4-5**

Hear, O Israel: The LORD our God, the LORD is one. Love the LORD your God with all your heart and with all your soul and with all your strength."

**1. Who loved money and the nice things in this world more than God?**

Matthew did.

**2. Why did he leave his money and nice things behind? Who did he find was even better to love?** The Holy Spirit worked in his heart as he listened to Jesus teach. He helped Matthew turn away from his old life of loving money and nice things, and love God and live for Him, instead.

**For You and Me:**

Matthew had a lot of money and he loved nice things, but he learned that God was better than even the world's best things. There are many nice things we may enjoy in this world, too. But we will never find anything that is better than loving God and being one of God's people. We can become one of God's people when we turn away from our sins and trust in Jesus as our Savior. Ask God to help you. He loves to answer this prayer.



take out



Place in



Visual Aid



# Detective Dan's Listening Assignment #3

# Detective Dan's

## Listening Assignment #3



Hi, Deep Down Detectives!

I'm still working on the case called:

"The Case of the Man Who Left His Money."

I found SIX clues, but TWO of them are NOT in the story. They are: a bag of money, a camel, a pineapple, a town person, a little tax house, and a truck.

*Hold up each of the six pictures for the children to see as you identify them. Better yet, put them up on your flannelgraph board, off to one side.*

I need to know:

1. Which four belong in the story and which two don't?
2. Who turned away from their sins and trust in Jesus in the story? What did he do that showed he was a changed man and wanted to instead, love God most of all?

Can you help me? Listen carefully to the story and you might just hear the answers!

Thanks!

Detective Dan

**Then say,** "Ok, Deep Down Detectives! Put on your best listening ears and see if you can hear the answers to Detective Dan's questions. When I finish telling the story, we will see if we can answer all of his questions."

*Read the Bible Truth story, putting up the storyboard pictures as you tell it. At the end of the story, repeat the questions and lead the children in answering them. Present the gospel and close in prayer.*


\*Answers to assignment questions, the gospel and ACTS prayer are also included at the end of the story text.\*

Answers:

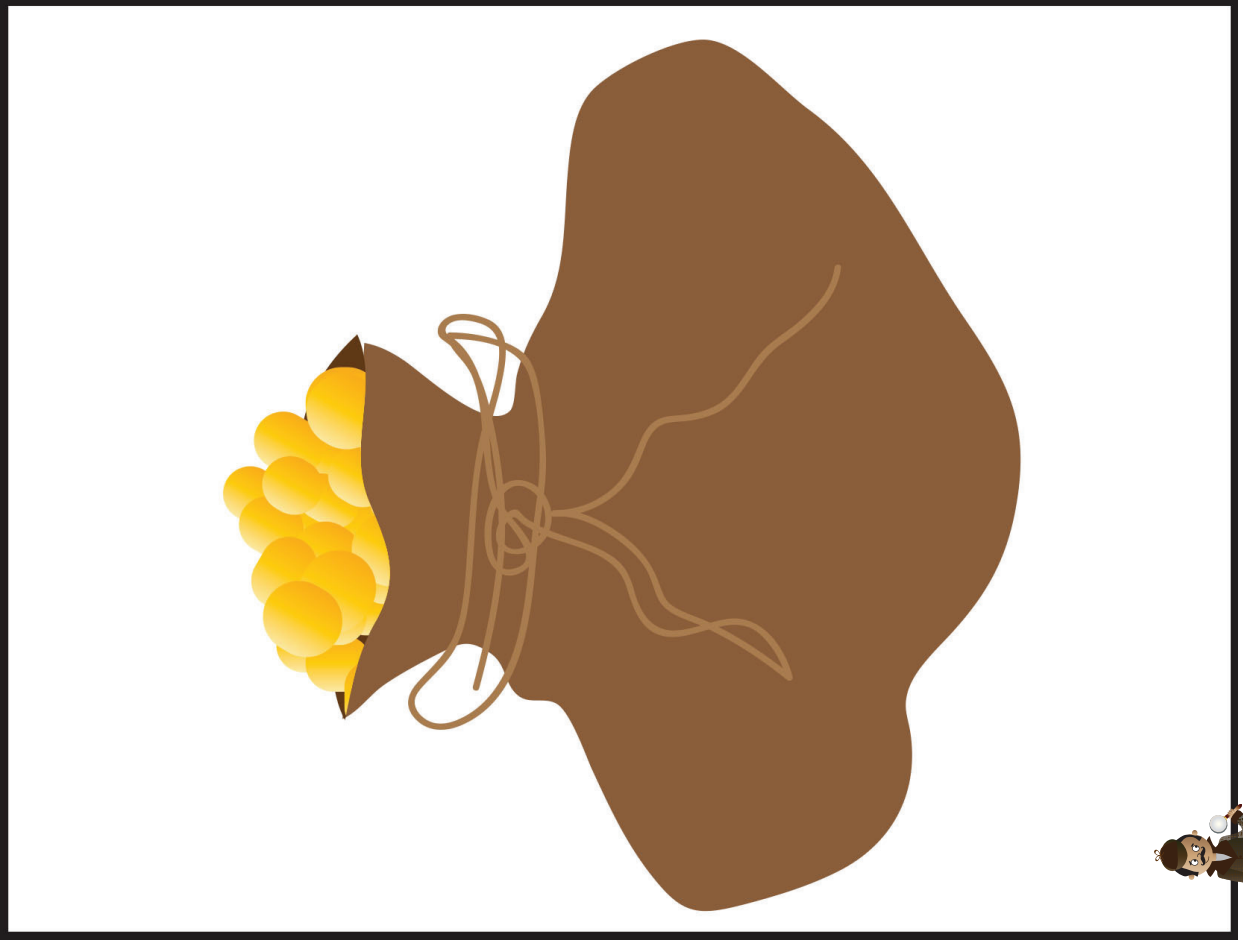
1. Which four belong in the story and which two don't?  
The bag of money, the camel, the town's person and the little tax house belong. The pineapple and the truck do not.
2. Who turned away from their sins and trust in Jesus in the story? What did he do that showed he was a changed man and wanted to instead, love God most of all? Matthew. He left his tax house and all the money and nice things he had loved most of all. He started to live for God, instead.

**For You and Me:**

God delights to help you and me to love Him, too. If we ask Him, He will work in our hearts and help us to love Him most of all. He will help us to turn away from disobeying Him and trust Jesus as our Savior, And as His people, God will gladly go on helping us to love Him most of all, ALL the rest of our lives!



A Camel



A Bag of Money

VISUAL  
AID  
#5C

Place in  
DDD  
Bible™

take out  
Big  
Question  
Bible™  
of BQB


DDD 12.2 Lesson 3 Listening Assignment Clue Picture 2 for kids

VISUAL  
AID  
#5C


Place in  
DDD  
Bible™

take out  
Big  
Question  
Bible™  
of BQB

DDD 12.2 Lesson 3 Listening Assignment Clue Picture 1 for kids



A Town Person



A Pineapple

VISUAL  
AID  
#5C

Place in  
DDD  
Bible™

take out  
Big  
Question  
Briefcase  
of BQB

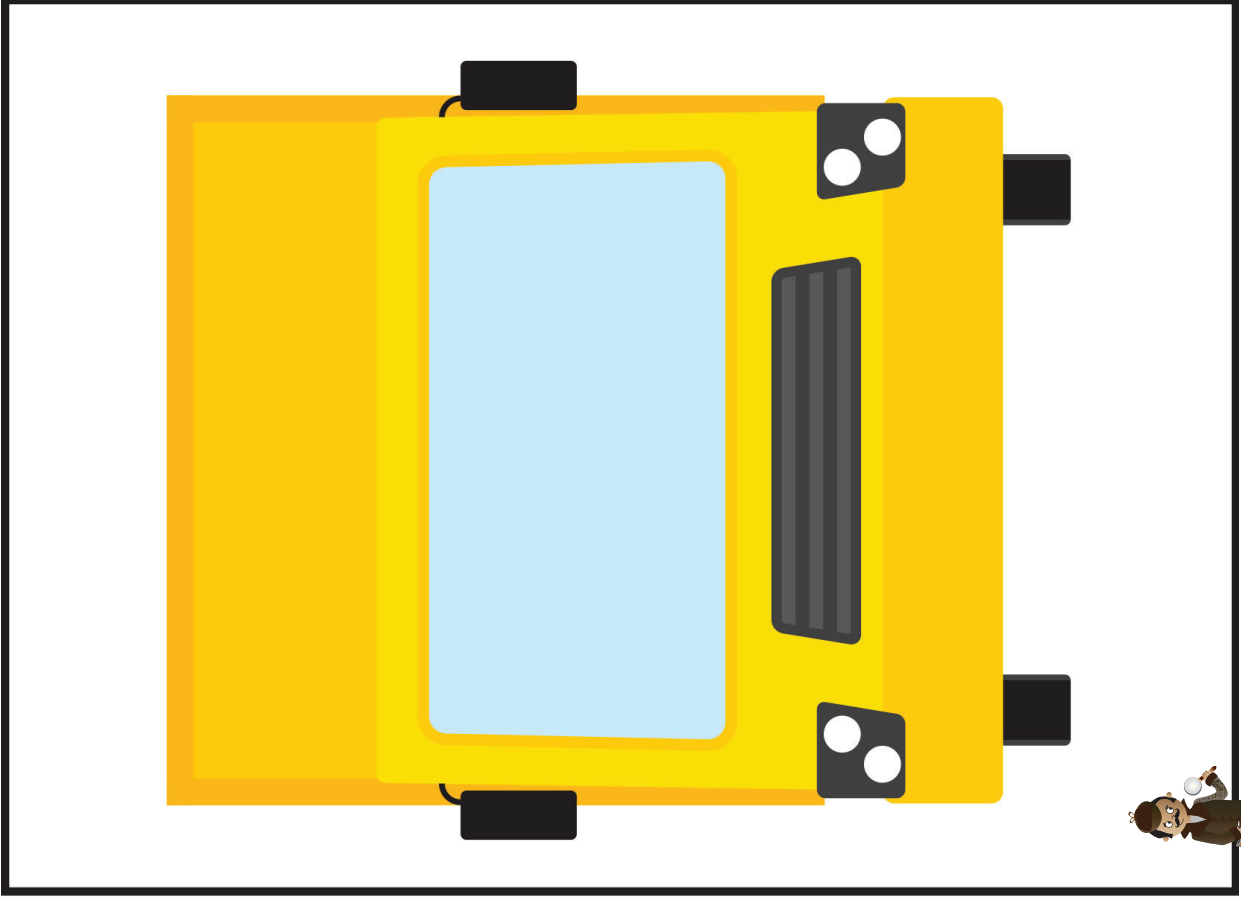
VISUAL  
AID  
#5C

Place in  
DDD  
Bible™

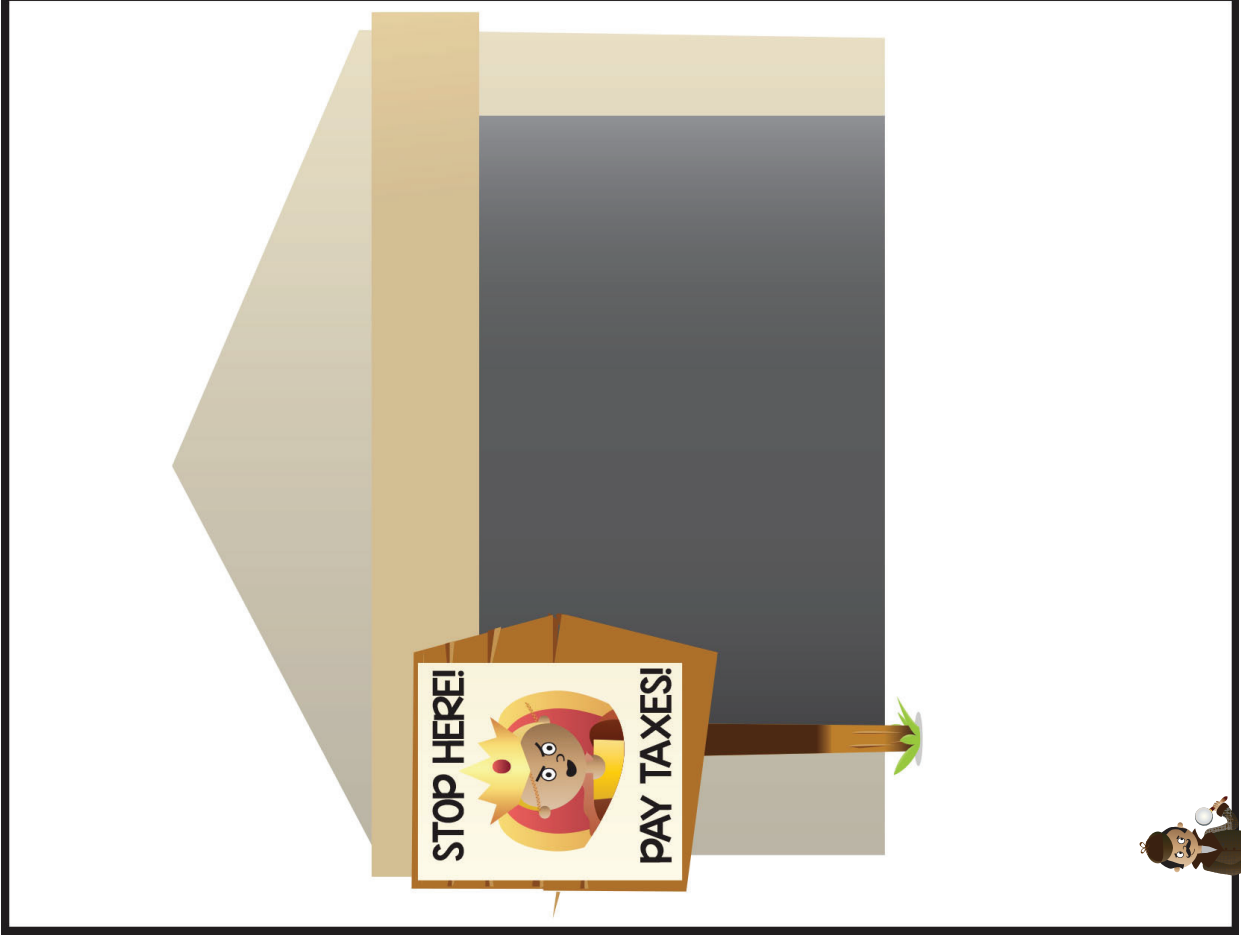
take out  
Big  
Question  
Briefcase  
of BQB

DDD 12.2 Lesson 3 Listening Assignment Clue Picture 4 for kids

DDD 12.2 Lesson 3 Listening Assignment Clue Picture 3 for kids



A Truck



A Little Tax House

VISUAL  
AID  
#5C

Place in  
DDD  
Bible™

take out  
Big  
Question  
Briefcase  
of BQB

VISUAL  
AID  
#5C

Place in  
DDD  
Bible™

take out  
Big  
Question  
Briefcase  
of BQB

DDD 12.2 Lesson 3 Listening Assignment Clue Picture 6 for kids

DDD 12.2 Lesson 3 Listening Assignment Clue Picture 5 for



---

## Big Question 12, Bible Truth 2 Storyboard Background Pictures Key (BG)


---

Put these pictures in place on your storyboard BEFORE you tell your story.

**BG1**  
**Matthew's House**  
**Full of Good Things**



**BG2** City Person's House



**BG3** Worship Place  
(Synagogue)



# Big Question 12, Bible Truth 2 Storyboard Pictures Key (SB)

Store these pictures in numerical order in your DDD Bible Folder.  
Add these to your story as you tell it. Numbers correspond to placement order.

**SB1 Jesus Tells Crowd to Repent for the Kingdom of God Is Near**



**SB12 Merchants 2 and 3 Stopping at Tax Booth**



**SB2 What Is the Kingdom of God?**



**SB13 Matthew Taking Money from Merchant 1**



**SB3 Kingdom of God in Heaven**



**SB14 Matthew Taking Money from Town's Person**



**SB4 Kingdom of God in New Heaven and Earth**



**SB15 People Hate Matthew and Won't Let Him in Worship House**



**SB5 Kingdom of God in Hearts Now**



**SB16 Relationship with God is Broken**



**SB7 Sin in Hearts**



**SB17 Jesus Preaching in Matthew's Town**



**SB7 Matthew Loves Good Things, Not God Most of All**



**SB18 Holy Spirit Works Inside of Matthew**



**SB8 Grew Up Learning about God and His Good Laws**



**SB19 Matthew Repents of Sins and Believes in Jesus as His Savior**



**SB9 Tax Collector for Caesar**



**SB20 Jesus Comes to Matthew**



**SB10 Matthew at His Tax Booth**



**SB21 Matthew Turns Away from Loving Good Things Most of All**



**SB11 Cart 1 Stopping at Tax Booth**



**SB22 Matthew Wants to Love God Most of All**



**SB23 Matthew Writes Down the Good News about Jesus**



Note: Use sticky tac putty rather than velcro on back of pictures placed on top of other pictures.

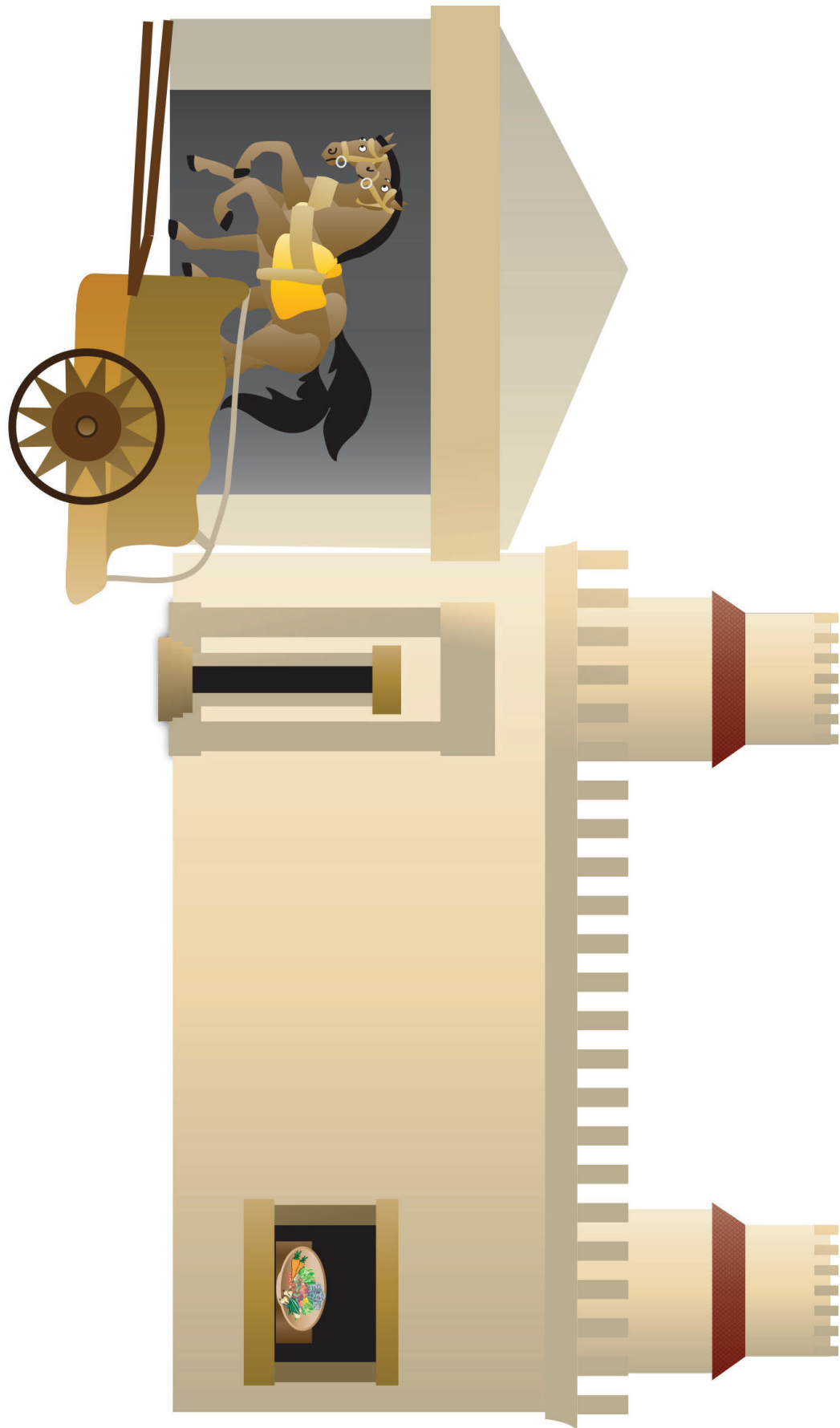


NOTE:



Some of the larger images are assembled from two or more pages. You can make these easier to fold by leaving a small gap in the lamination between the pieces. This allows you to fold the image along the gap.



leave slight gap here  
to create a "hinge" for  
easy folding



BG1 Matthew's House Full of Good Things  
DDD 12.2  
Put on board BEFORE telling story




BG2 City Person's House  
DDD 12.2  
Put on board BEFORE telling story

BG3 Worship Place  
(Synagogue)  
DDD 12.2  
Put on board BEFORE telling story



Holy Spirit



SB22 Matthew Wants  
to Love God Most of All  
DDD 12.2

SB18 Holy Spirit Works  
Inside of Matthew  
DDD 12.2

SB21 Matthew Turns Away from  
Loving Good Things Most of All  
DDD 12.2

SB2 What Is the Kingdom of God?  
DDD 12.2

SB1 Jesus Tells Crowd to  
Repent for the Kingdom  
of God Is Near

# GOD



**Home with God forever!**


SB3 Kingdom of God  
in Heaven,  
DDD 12.2



**Home with God forever!**



SB4 Kingdom of God in  
New Heaven and Earth  
DDD 12.2




SB14 Matthew Taking Money  
from Town's Person  
DDD 12.2

SB16 Relationship  
with God is Broken  
DDD 12.2

SB5 Kingdom of God  
in Hearts Now  
DDD 12.2

SB7 Sin in Hearts  
DDD 12.2





SB7 Matthew Loves  
Good Things, Not God  
Most of All  
DDD 12.2

SB13 Matthew Taking  
Money from Merchant 1  
DDD 12.2

SB10 Matthew at His Tax Booth  
DDD 12.2


SB19 Matthew Repents of Sins  
and Believes in Jesus as His Savior  
DDD 12.2



SB23 Matthew Writes Down  
the Good News about Jesus  
DDD 12.2


SB8 Grew Up Learning  
about God and His Good Laws  
DDD 12.2

SB9 Tax Collector for Caesar  
DDD 12.2



SB12 Merchants 2 and 3  
Stopping at Tax Booth  
DDD 12.2

SB11 Cart 1 Stopping  
at Tax Booth  
DDD 12.2



SB15 People Hate Matthew and  
Won't Let Him in Worship House  
DDD 12.2

SB20 Jesus Comes to Matthew  
DDD 12.2





SB17 Jesus Preaching  
in Matthew's Town  
DDD 12.2

# **DEEP DOWN DETECTIVES**



**Visual Aids**

**Unit 12,**

**Bible Truth 3**

## About Deep Down Detectives Visual Aids and Small Format Storyboard Pictures

### How Are They Used?



The Deep Down Detectives Visual Aids and Small Format Storyboard Pictures are a companion resource to be used alongside the Deep Down Detectives Core Curriculum for each unit. These colorful pictures are used in presenting the key concepts, telling the Bible stories, and, in playing the Bible Story Review games. The storyboard pictures in this book are for flannelgraph boards 24" x 36" or larger. (Choose Visual Aids with Large Format Storyboard Pictures for very large boards.)

### What Do They Include?



**There are six, different resources included in this book:**

**1. Key Concept Visual Aids**-- colorful signs of the Big Question and Answer, the Bible Truths taught in each unit, the Bible verses, and the Listening Assignments used with the curriculum for each Bible Truth taught in the unit.

**2. The Storyboard Picture Key**-- a who's who of the pictures in thumbnail size.

**3. Storyboard Suggested Picture Placement** page--how you can place your pictures up on your storyboard that works well with the story.


**4. The Storyboard Pictures, themselves.** Notice that each picture is identified on the back for easy reference.

**5. Directions** for how to make a homemade flannelgraph storyboard and sturdy storyboard pictures.

**6. Directions** for making the Deep Down Detectives "Bible" Folder and the **back/front images** to paste in place when making it. (Larger back/front images are found online with the curriculum.)




### Ready, Set, Rip It Out!



This book is meant to be ripped up and made into your visual aid. The key concept signs can be cut out and laminated or slipped into sheet protectors. Cut out around the storyboard images and ideally, laminate these. Some of the biggest pictures actually need to be stuck together, before laminating.

### Store It!



Deep Down Detectives is a curriculum that can be used over and over. Store your visual aids and storyboard pictures after using them and they will serve you for many years. We store ours in manilla envelopes and then put them (along with all the rest of the curriculum) in magazine files, labeled by unit. If you have multiple classes using the curriculum, store each set of resources in separate manilla envelopes. This will make prep much simpler, second time around.

### Replacement Storyboard Pictures



You can always purchase this book again or simply go online to the [praisefactory.org](http://praisefactory.org) website (Deep Down Detectives section) and print out any pictures that go missing.

**The Case of the Man Who Kept on Loving**

Acts 6-7



**Story-telling Tips**

Ahead of time:

1. Read the Bible verses and story. Pray!
2. Choose story action cues and prepare storyboard figures/story scenes, if using. (In Visual Aids book)
3. Practice telling story with the storyboard pictures, timing your presentation. Shorten, if necessary.

During your presentation:

1. Maintain as much eye contact as possible as you tell the story.
2. Put up storyboard figures/add story action cues/hold up storybook scenes as you tell the story. Allow the children to help you put them on the board, if desired.
3. Include the children in your story with a few questions about what they think will happen or words/concepts that might be new to them.
4. Watch the kids for signs that their attention span has been reached. Shorten, if necessary.

**INTRODUCTION/ LISTENING ASSIGNMENTS**

**“Our story is called: The Case of the Man Who Kept on Loving. Here is your listening assignment.”** Read from Detective Dan’s Listening Assignment signs, but questions are summarized below:

**Detective Dan’s Lesson #1 Listening Assignment:**

I need to know:

- 1. Who was the man who kept on loving?**
- 2. Who did he keep on loving?**

**Detective Dan’s Lesson #2 Listening Assignment:**

**Our Bible Verse is 1 Corinthians 13:4-8**

“Love is patient, love is kind. It does not envy, it does not boast, it is not proud. It is not rude, it is not self-seeking, it is not easily angered, it keeps no record of wrongs. Love does not delight in evil but rejoices with the truth. It always protects, always trusts, always hopes, always perseveres. Love never fails.”

I need to know:

- 1. Who lived for God by loving others like this?**
- 2. How did his life show this love?**

**Detective Dan’s Lesson #3 Listening Assignment:**

I found six clues, but two of them are **NOT** in the story.

They are: a hat, a widow, some rocks, a squirrel, a healed person, and the Temple.

Hold each of them up for the children to see as you identify them.

I need to know:

- 1. Which four belong in the story and which two don’t?**
- 2. Who asked God to forgive his enemies for doing such mean things to him? Who gave him the love to do this?**

**Read the assignment questions, THEN SAY,**

“Ok, Deep Down Detectives! Put on your best listening ears and see if you can hear the answers to Detective Dan’s questions. When I finish telling the story, we will see if we can answer all the questions.”

*Read the Bible Truth story, answer questions, present the gospel and lead in prayer.*

*Answers to questions; the gospel; and, ACTS prayer are included with the story text.*

**The Case of the Man Who Kept on Loving***Acts 6-7*

**Story with lines separating paragraphs (text in bold, optional interaction cues in italics)** Numbers correspond to storyboard pictures and placement upon the storyboard. Always feel free to use less pictures, if it's best for your kids. Simply black out the numbers next to pictures you do not plan to use. All pictures are found in the Visual Aids book. Put BG (background) pictures on storyboard ahead of time. SB pictures (listed below in story text) are added to board as you tell the story. These numbers are also found on the back of each picture. Tip: Stack pictures in numerical order before telling story for easy use. Use sticky-back velcro to attach pictures to storyboard felt. Use sticky-tac putty to stick a picture on top of another picture. OR, if using the Story Scenes to tell the story, disregard the storyboard picture references listed below.

---

**(SB1) Stephen was a follower of Jesus. He heard the good news of Jesus and trusted in Him as his Savior. Stephen turned away from living life his own way. Now, he wanted to live God's good way. The Holy Spirit helped Stephen. He lived in Stephen's heart, filling him with love for God and for other people.**

---

**But it wasn't just Stephen's heart that was full of love for God and for people. Stephen's life was, too. In everything that Stephen did, he wanted to live out this love for God and for others.**

**(SB2) So, Stephen learned God's Word, the Bible, and he prayed. (SB3) He taught God's Word to others; and, he took care of the older widows in the church (women whose husbands had died and left them with no one to help them). Yes, in these ways and many more, Stephen lived a life of love for God and for other people.**

---

**But, there was something ELSE Stephen did that showed his love for God and for others: he told them the good news about Someone very special. Can you guess who that was?**

*Can you guess?*

**(SB4, SB5) Stephen told them the good news of Jesus.**

**"Listen to the good news!" Stephen told them. "Jesus is the Son of God. He is the Savior God promised to send. He suffered and died on the cross to save us from our sins," Stephen told them. "Then on the third day, Jesus rose from the dead to show He had really beaten sin and death.**

**"Come, turn away from disobeying God! Trust in Jesus as your Savior," Stephen urged all. "God will forgive your sins. You will be His people. You will get to know and love Him now. And when you die, you will go to live with Him and enjoy Him forever!" he promised them.**

---

**(SB6) Sometimes, God did amazing miracles as Stephen shared about Jesus. God did this so everyone would know that this good news was really true. Jesus really was God's Son, the Savior.**

**But the best miracle of all was what God's Holy Spirit did in the hearts of many who listened to Stephen.**

*Can you guess?*

**(SB7, SB8) The Holy Spirit helped them turn away from their sins and (SB9, SB10) trust in Jesus as their Savior. Now, they were God's people and the Holy Spirit lived in their hearts! Stephen and the other followers rejoiced to see God save (SB12) so many people.**

*Story with lines separating paragraphs (text in bold, optional interaction cues in italics)*

---

**But while Stephen and the other believers rejoiced, others were very upset.**

**(SB13) “Something must be done to stop Stephen from saying these things!” these enemies exclaimed. “Stephen is teaching lies to the people,” they said. “Jesus was a fake. He wasn’t really the Son of God. He didn’t save anyone from their sins when he died on the cross. He didn’t rise from the dead,” they said.**

**(SB14) “We must stop Stephen, but how?” these enemies wondered. “What can be done?”**

**Yes, this was quite a problem. Everyone could see how God did amazing things through Stephen. They heard the great wisdom God gave Stephen as he preached. They saw God’s great power in the miracles Stephen did. And, they could see God’s love in Stephen’s care for others. “How can you stop a man like this?” his enemies exclaimed.**

---

**But Stephen’s enemies DID think of a way. A very tricky, bad way. Instead of telling the truth about Stephen, they decided to tell lies about Stephen. Big, bad lies that would get Stephen in trouble.**

**(SB15) “Stephen is saying bad things about God’s laws,” they told others. “He’s saying bad things about God and the Temple, God’s special worship place,” they lied. Do you think these lies worked?**

*What do you think?*

---

**(SB16) Yes, they did! People forgot about all the amazing things Stephen did by God’s power. They forgot his words spoken with God’s wisdom, and the loving things he did for others. And instead, they believed the lies of Stephen’s enemies, and they became very angry.**

**“Let’s get rid of Stephen!” they decided. “He’s saying bad things about God. He should be punished,” they exclaimed. “Let’s take him to the leaders of the Temple, God’s special worship place. They will decide what to do with him!” the people said. (SB17, SB18) So, they grabbed Stephen and took him to the leaders of the Temple.**

---

**As Stephen stood before the leaders of the Temple, his enemies told their lies again: (SB19) “Stephen says that Jesus will break down the Temple, our special worship place. Stephen says that we shouldn’t keep God’s laws the way God’s Word tells us to,” they said.**

**(SB20) The leaders were very upset. What awful things these enemies were saying about Stephen! “What do you say about this, Stephen?” the leaders asked him.**

**Now, it was Stephen’s turn. What would he say? These men had lied about him and about Jesus, yet he had done nothing wrong to them! They were hoping to get him in trouble and maybe even killed. Would he hate these men with his words? It would be easy to want to do that, wouldn’t it? They had treated him so badly.**

*What do you think Stephen would say? Was his heart filled with hate for these enemies?*

*Story with lines separating paragraphs (text in bold, optional interaction cues in italics)*

**But no! Stephen's heart was NOT filled with hate. (SB21) It was filled with love for God and for people, even these enemies! (SB22) God's Holy Spirit was at work in Stephen, filling him with the courage to speak God's truth to these leaders; and, filling him with love to forgive them. Everyone could see it in Stephen's face (SB23) which shone like an angel's, bright with God's goodness and glory.**

**Stephen answered the leaders, but he had no mean words for his enemies. He just warned them with stories from God's Word.**

**"(SB24) There have always been those who hear God's Word and believe," Stephen told them. "And there have always been those who hear God's Word and refuse to believe," he said. "I am one who has heard God's Word and believed. Jesus IS the Savior God promised to send," he told them. "But YOU are the ones who have heard God's Word and have refused to believe. YOU put Jesus, the Savior God sent, on the cross to die!" Stephen exclaimed.**

**(SB25) The leaders were furious! They ground their teeth! They plugged their ears! They shouted out loud! They didn't want to hear anything more from Stephen! They grabbed Stephen and dragged him down the street and outside the city. They wanted to kill him, just like the other enemies did! How could Stephen say that THEY refused to believe God's Word? They were the leaders of the Temple and the keepers of God's Word!**

**(SB26, SB27) Some picked up stones and threw them at him. Oh, no!**

**What would Stephen say now? What would he do now? NOW, was his heart filled with hate?**

*What do you think?*

**(SB28) Stephen's heart was STILL filled with love for God and for others—even these men who were his enemies!**

**Stephen looked up and (SB29) saw Jesus in heaven. Stephen knew he would soon be home with Him. Stephen forgave his enemies and asked for God to forgive them, too: "Lord, do not hold this sin against them," he pleaded.**

**(SB30) Then, Stephen died and (SB31) went to be with Jesus in heaven. Stephen had lived and died with a heart full of love for God and others. God's Holy Spirit had helped him love like this. He had even helped Stephen to love his enemies and forgive the mean things they did to him.**

**Now, in heaven, Stephen would go on living and loving, but in a way far better than he had ever enjoyed on earth. And there, he would be with His dear Savior, Jesus, face to face forever.**



**Cracking the Case:** (story wrap-up for Listening Assignments)

It's time to see how we did with our Listening Assignment.

**Detective Dan's Lesson 1 Listening Assignment:**

- 1. Who was the man who kept on loving?** Stephen.
- 2. Who did he keep on loving?** He kept on loving everyone. He even kept on loving his enemies, even as they were hurting him.

**For You and Me:**

Stephen loved God and others his whole life. He even loved his enemies who were so mean to him! God wants all His people to love others as Stephen did AND as Jesus did! God knows no one can love others like this on their own, especially enemies. But He promises to give His Holy Spirit to help His people love others, even when it is very hard! We can become God's people when we turn away from our sins and trust in Jesus as our Savior. His Holy Spirit can come live in us and help us love others like this, too.

**Detective Dan's Lesson 2 Listening Assignment:  
Our Bible Verse is 1 Corinthians 13:4-8**

"Love is patient, love is kind. It does not envy, it does not boast, it is not proud. It is not rude, it is not self-seeking, it is not easily angered, it keeps no record of wrongs. Love does not delight in evil but rejoices with the truth. It always protects, always trusts, always hopes, always perseveres. Love never fails."

**I need to find out:**

- 1. Who lived for God by loving others like this?** Stephen.
- 2. How did his life show this love?** He tried to always love others. He even kept on loving his enemies as they were hurting him. He always tried to love God most of all, too. He kept on living for God, even when his enemies told him to stop talking about Jesus. He even chose to die, rather than stop living the way God wanted him to live.

**For You and Me:**

God wants His people to love Him most of all. He wants them to love others and live like Jesus. But God knows how weak His people are. He knows they can't love Him or others the way He wants them to by themselves. That's why He forgives their sins through Jesus. And that's why He sends His Holy Spirit to live inside of them and help them. He helps them love God and others in ways they could never love on their own. We can become God's people when we turn away from our sins and trust in Jesus as our Savior. Ask Him to help you do this. He loves to answer this prayer.

**Detective Dan's Lesson 3 Listening Assignment:**

Our six clues were: a hat, a widow, some rocks, a squirrel, a healed person, and the Temple.

**1. Which four belong in our story?**

The widow, the rocks, the healed person and the Temple belong. The squirrel and the hat do not.

**2. Who asked God to forgive his enemies for doing such mean things to him? Who gave him the love to do this?** Stephen did. God did, through His Holy Spirit living inside of Stephen and helping him.

**For You and Me:**

God wants His people to love Him most of all. He wants them to love others and live like Jesus. But God knows how weak His people are. He knows they can't love Him or others the way He wants them to by themselves. That's why He forgives their sins through Jesus. And that's why He sends His Holy Spirit to live inside of them and help them. He helps them love God and others in ways they could never love on their own. We can become God's people when we turn away from our sins and trust in Jesus as our Savior. Ask Him to help you do this. He loves to answer this prayer.

**The Gospel** (story wrap-up if NOT using Listening Assignments)**Our Bible Truth is:**

**How Should God's People Live?**

**They Should Live Like Jesus!**

**By Loving Other People as God Has Loved Them!**

God wants all of His people to love others the way He has loved them. He EVEN wants His people to love their enemies by forgiving them, like Stephen did. Why should they do this? Because of how much God has forgiven them! He has forgiven all their sins through Jesus! And HOW can God's people love others and forgive like this? The same way Stephen did: by the Holy Spirit living in their hearts, helping them.

Can WE ever love like this? Yes, we can! God can work in our hearts. He can help us to turn away from our sins and trust in Jesus as our Savior. And if we do, then God will make us His people and He will fill us with His Holy Spirit, giving us hearts full of love for Him and for others. He can even help us to love our enemies and forgive them, like Stephen did.

*Close in prayer.*


**Closing ACTS Prayer**

- A** God, we praise You for being the God who loves and is able to help us love.
- C** God, please forgive us for not loving others as You want us to. Many times, we choose to love ourselves more than others. We need a Savior!
- T** Thank You, God, for sending Your Son to be our Savior. He loved us in everything He said and did. Thank You for Your Holy Spirit who can help us love others the way You want us to.
- S** God, please work in our hearts. Help us turn away from our sins and trust in Jesus as our Savior. Fill us with Your Holy Spirit. Help us to love You and others as Jesus did. Help us to even love our enemies.

In Jesus' name we pray, Amen.

***Go to Lesson Plan, p.9 for the script to the rest of the lesson.***

# How should God's people live?



ANSWER:

# They should live like Jesus!

VISUAL  
AID  
**#1**

take out



of BQB

## The Big Question

*Hold up the Big Question sign for all the children to see, and say:*

The Big Question we are investigating today is Big Question

Number 12:

**How Should God's People Live?**

and the Answer is:

**They Should Live Like Jesus!**

### **Meaning:**

We become God's people when we turn away from our sins and trust in Jesus as our Savior. When we do, God forgives our sins and we begin a whole new way of life. God's people no longer live life just to please themselves. They want to honor God with their whole lives, like Jesus did. They seek to love God most of all and love all people, too.

Let's sing our Big Question Song: "

## Big Q & A 12 Song

*DDD NIV Songs 12, track 12*

*(adapted version of "Pop, Goes the Weasel")*

How should God's people live each day?

They should live like Jesus!


How should God's people live each day?

How should God's people live each day?

How should God's people live each day?

They should live like Jesus!

# BIG QUESTION 12: Eight truths about how God's people live



Visual take out  
Aid #2



## **This Unit's Bible Truths**

"They Should Live Like Jesus" is a good beginning, but there's so more to learn. So it's time for us to dig down even deeper for more answers to our Big Question about God. We're going to be learning EIGHT Bible truths that all tell us more about how God wants His people to live.

Who would like to hand me the picture with our eight Bible truths on it? It's in the Big Question Box/Briefcase."

*Choose a child to get it and hand it to you, then hold it up and show them the pictures of the eight truths they will be learning.*

*After everyone has had a good look say...*

"Ok, we've learned two truths about how to live for God. They are: "By Asking God for His Help" and "By Loving God Most of All!" (point to pictures as you identify each Bible Truth). Now let's look at our Bible Truth Clue sign and see if we can figure out which of these eight truths we will be learning about today. Who would like to get it out of the Big Question Briefcase for me?"

*Choose a child to open the briefcase, take out the Bible Truth Clue sign and hand it to you.*

CAN YOU GUESS BIBLE TRUTH 3?

How Should God's People Live?  
They Should Live Like Jesus...

By Loving Other ????  
as God Has Loved Them!

HINT: This is another word for  
lots of men and women,  
boys and girls.  
It starts with a "p" and  
it rhymes with "steeple."

ANSWER:  
By Loving Other PEOPLE  
as God Has Loved Them!

Visual  
Aid

take out

#3



of BQB



# Revealing the Bible Truth

## We Are Learning

*Hold up the front side for the children to see. Cover up the answer, written along the bottom, and say:*

**“How Should God’s People Live?  
They Should Live Like Jesus!  
By Loving Other ???? as God Has Loved Them!”**

We’re missing one word. Here’s the hint to what the missing word is. It says: “This is another word for lots of men and women, boys and girls. It starts with a ‘P’ and it rhymes with ‘steeple.’”

Can you guess? It’s “PEOPLE.”

So, the Bible Truth we are learning today is:

*(Uncover answer from bottom of sign, show it to them and say:)*

**“How Should God’s People Live?  
They Should Live Like Jesus!  
By Loving Other People as God Has Loved Them!”**

And here is what this Bible Truth means:

*(read the meaning off of the back of the sign, say:)*

Jesus always loved people with God’s love. He loved them in everything He said and did. Jesus even loved His enemies and did good to them, though they were so mean to Him.

Jesus loved people most of all by dying on the cross to save us from our sins. He took God’s punishment for the sins of all who would ever turn away from their sins and trust in Him as their Savior. Why? So that they could have special closeness with God now. And so that one day when they die, they could live happily with God forever. How great is Jesus’ love for people!

Jesus wants His people to love other people with God’s great, amazing love, too. He wants them to help people in need. He wants them to tell others how they can be saved and become God’s people, too. He wants them to love each other with a love that puts others first. He even wants them to be kind to their enemies and pray for them.

God’s people need help to live like this. God promises to help them love others, by His Holy Spirit living in their hearts. We can become God’s people when we turn away from our sins and trust in Jesus as our Savior. Then, the Holy Spirit will live inside of us and help us to love others with God’s love, too.





**“Love is patient, love is kind. It does not envy, it does not boast, it is not proud. It is not rude, it is not self-seeking, it is not easily angered, it keeps no record of wrongs. Love does not delight in evil but rejoices with the truth. It always protects, always trusts, always hopes, always perseveres. Love never fails.” --1 Corinthians 13:4-8,13**

## Bible Truth 3 Bible Verse

*Remove the Bible Verse Picture from the "Bible" folder and hold it up for all the children to see, then say:*

1 Corinthians 13:4-8 tells us:

### **1 Corinthians 13:4-8**

"Love is patient, love is kind. It does not envy, it does not boast, it is not proud. It is not rude, it is not self-seeking, it is not easily angered, it keeps no record of wrongs. Love does not delight in evil but rejoices with the truth. It always protects, always trusts, always hopes, always perseveres. Love never fails."

#### **Learn a Little:**

"Love is patient, love is kind."

#### **What does that mean?**

These verses tell us how God wants His people to love others. This is how He has treated them through Jesus. He wants them to be like Him and love others this way, too. God's Holy Spirit helps His people love in these ways. He helps them love even when it is very hard. God's Holy Spirit can help us love this way, too, when we turn away from our sins and trust in Jesus as our Savior. This is how we become God's people.

"Now it's time to do a bit more deep down investigating. Let's see what Detective Dan wants us to help him figure out. Would someone like to get it out for me?"

"We've said our Bible verse, now let's sing it!"

"We've said our Bible verse, now let's sing it!"

## Love Is Patient:

### 1 Corinthians 13:4-8

*DDD NIV Songs 12, track 22*

Love is patient, love is kind,  
Love doesn't envy, It does not boast,  
Love does not delight in evil,  
but rejoices with the truth.  
Love keeps no record of wrongs,  
It is not easily angered,  
It always protects,  
it always trusts and hopes,  
It always perseveres.  
Love never fails, love never fails,  
love never fails, love never fails!  
First Corinthians Thirteen,  
four through eight.

"Now it's time to do a bit more deep down investigating. Let's see what Detective Dan wants us to help him figure out. Would someone like to get it out for me?"

take out



Place in




Visual Aid



# Detective Dan's Listening Assignment #1

# Detective Dan's

## Listening Assignment #1



Hi, Deep Down Detectives!

I'm working on a brand-new case called:

“The Case of the Man Who Kept on Loving.”

I need to find out:

1. Who was the man who kept on loving?
- AND
2. Who did he keep on loving?

Can you help me? Listen carefully to the story and you might just hear the answers!

Thanks!

Detective Dan

**Then say,** “Ok, Deep Down Detectives! Put on your best listening ears and see if you can hear the answers to Detective Dan's questions. When I finish telling the story, we will see if we can answer all of his questions.”

*Read the Bible Truth story, putting up the storyboard pictures as you tell it.*

*At the end of the story, repeat the questions and lead the children in answering them. Present the gospel and close in prayer.*

\*Answers to assignment questions, the gospel and ACTS prayer are also included at the end of the story text.\*

Answers:

1. **Who was the man who kept on loving?** Stephen.
2. **Who did he keep on loving?** He kept on loving everyone. He even kept on loving his enemies, even as they were hurting him.

### **For You and Me**

Stephen loved God and others his whole life. He even loved his enemies who were so mean to him! God wants all His people to love others as Stephen did AND as Jesus did! God knows no one can love others like this on their own, especially enemies. But He promises to give His Holy Spirit to help His people love others, even when it is very hard! We can become God's people when we turn away from our sins and trust in Jesus as our Savior. His Holy Spirit can come live in us and help us love others like this, too.

take out



of BQB

Place in



Visual Aid



# Detective Dan's Listening Assignment #2

# Detective Dan's

## Listening Assignment #2



Hi, Deep Down Detectives!

I'm still working on the case called:

"The Case of the Man Who Kept on Loving."

Our Bible Verse is 1 Corinthians 13:4-8

"Love is patient, love is kind. It does not envy, it does not boast, it is not proud. It is not rude, it is not self-seeking, it is not easily angered, it keeps no record of wrongs. Love does not delight in evil but rejoices with the truth. It always protects, always trusts, always hopes, always perseveres. Love never fails."

I need to find out:

1. Who lived for God by loving others like this?

AND

2. How did his life show this love?

Can you help me? Listen carefully to the story and you might just hear the answers!

Thanks for your help!

Detective Dan

**Then say:** "Ok, Deep Down Detectives! Put on your best listening ears and see if you can hear the answers to Detective Dan's questions. When I finish telling the story, we will see if we can answer all of his questions."

*Read the Bible Truth story, putting up the storyboard pictures as you tell it. At the end of the story, repeat the questions and lead the children in answering them. Present the gospel and close in prayer.*

\*Answers to assignment questions, the gospel and ACTS prayer are also included at the end of the story text.\*

Answers:

**Our Bible Verse is 1 Corinthians 13:4-8**

"Love is patient, love is kind. It does not envy, it does not boast, it is not proud. It is not rude, it is not self-seeking, it is not easily angered, it keeps no record of wrongs. Love does not delight in evil but rejoices with the truth. It always protects, always trusts, always hopes, always perseveres. Love never fails."

I need to find out:

1. Who lived for God by loving others like this? Stephen.

2. How did his life show this love? He tried to always love others. He even kept on loving his enemies as they were hurting him. He always tried to love God most of all, too. He kept on living for God, even when his enemies told him to stop talking about Jesus. He even chose to die, rather than stop living the way God wanted him to live.

**For You and Me:**

God wants His people to love Him most of all. He wants them to love others and live like Jesus. But God knows how weak His people are. He knows they can't love Him or others the way He wants them to by themselves. That's why He forgives their sins through Jesus. And that's why He sends His Holy Spirit to live inside of them and help them. He helps them love God and others in ways they could never love on their own. We can become God's people when we turn away from our sins and trust in Jesus as our Savior. Ask Him to help you do this. He loves to answer this prayer.

take out



Place in




Visual Aid



# Detective Dan's Listening Assignment #3

# Detective Dan's

## Listening Assignment #3



Hi, Deep Down Detectives!

I'm still working on the case called:

“The Case of the Man Who Kept on Loving.”

I found SIX clues, but TWO of them are NOT in the story. They are: a hat, a widow, some rocks, a squirrel, a healed person, and the Temple.

*Hold up each of the six pictures for the children to see as you identify them. Better yet, put them up on your flannelgraph board, off to one side.*

I need to know:

1. Which FOUR pictures belong in the story and which TWO do NOT?
2. Who asked God to forgive his enemies for doing such mean things to him? Who gave him the love to do this?

Can you help me? Listen carefully to the story and you might just hear the answers!

Thanks!

Detective Dan

***Then say,*** “Ok, Deep Down Detectives! Put on your best listening ears and see if you can hear the answers to Detective Dan's questions. When I finish telling the story, we will see if we can answer all of his questions.”

*Read the Bible Truth story, putting up the storyboard pictures as you tell it. At the end of the story, repeat the questions and lead the children in answering them. Present the gospel and close in prayer.*

\*Answers to assignment questions, the gospel and ACTS prayer are also included at the end of the story text.\*


Answers:

1. **Which four belong in our story?**  
The widow, the rocks, the healed person and the Temple belong. The hat and the squirrel do not.
2. **Who asked God to forgive his enemies for doing such mean things to him? Who gave him the love to do this?** Stephen did. God did, through His Holy Spirit living inside of Stephen and helping him.

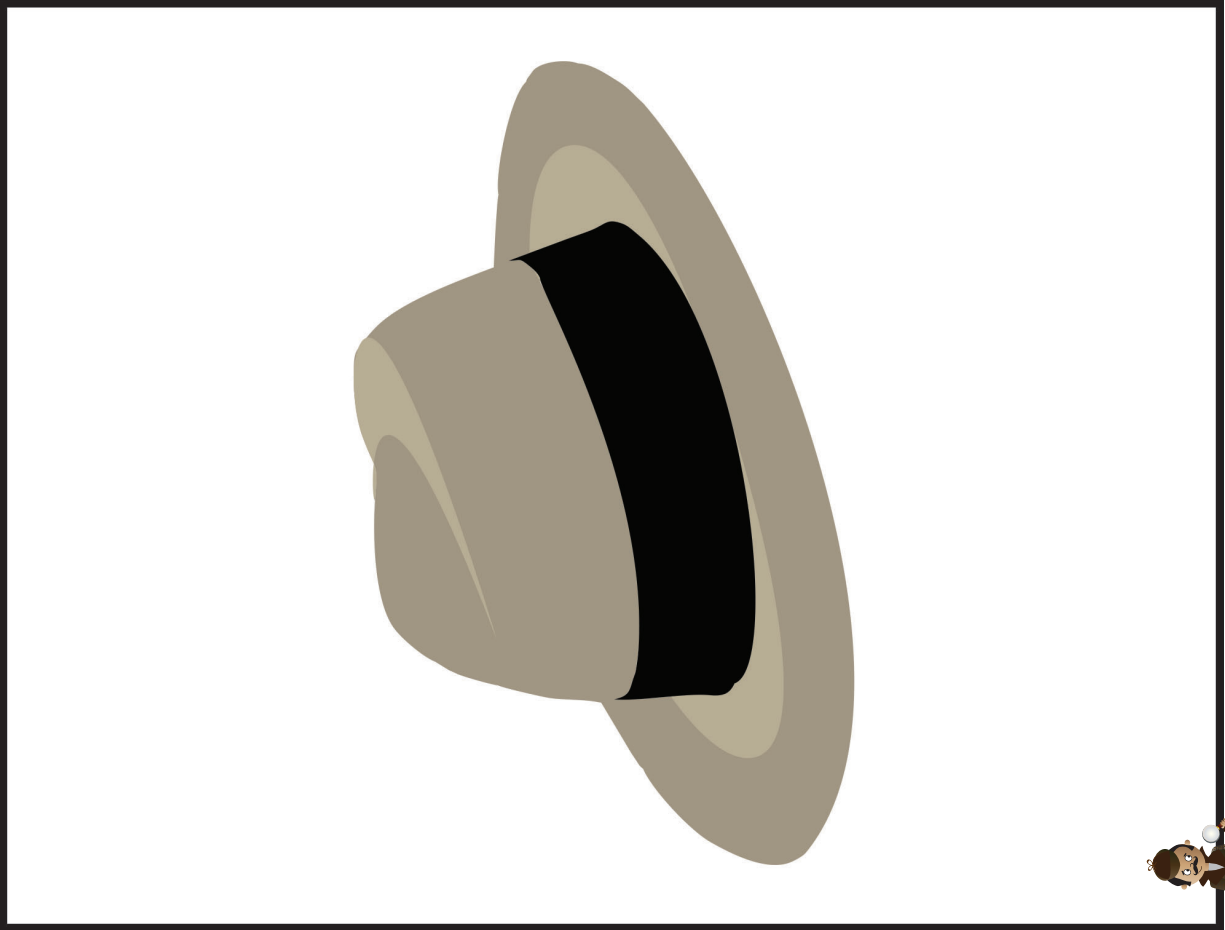
**For You and Me:**

God wants His people to love Him most of all. He wants them to love others and live like Jesus. But God knows how weak His people are. He knows they can't love Him or others the way He wants them to by themselves. That's why He forgives their sins through Jesus. And that's why He sends His Holy Spirit to live inside of them and help them. He helps them love God and others in ways they could never love on their own. We can become God's people when we turn away from our sins and trust in Jesus as our Savior. Ask Him to help you do this. He loves to answer this prayer.





A Widow



A Hat

VISUAL  
AID  
#5C

Place in  
DDD  
Bible™

take out  
Big  
Question  
Briefcase  
of BQB

VISUAL  
AID  
#5C

Place in  
DDD  
Bible™


take out  
Big  
Question  
Briefcase  
of BQB

DDD 12.3 Lesson 3 Listening Assignment Clue Picture 2 for kids

DDD 12.3 Lesson 3 Listening Assignment Clue Picture 1 for kids



**A Squirrel**



**Some Rocks**

VISUAL  
AID  
#5C

Place in  
DDD  
Bible™

take out  
Big  
Question  
Bible™  
of BQB

VISUAL  
AID  
#5C

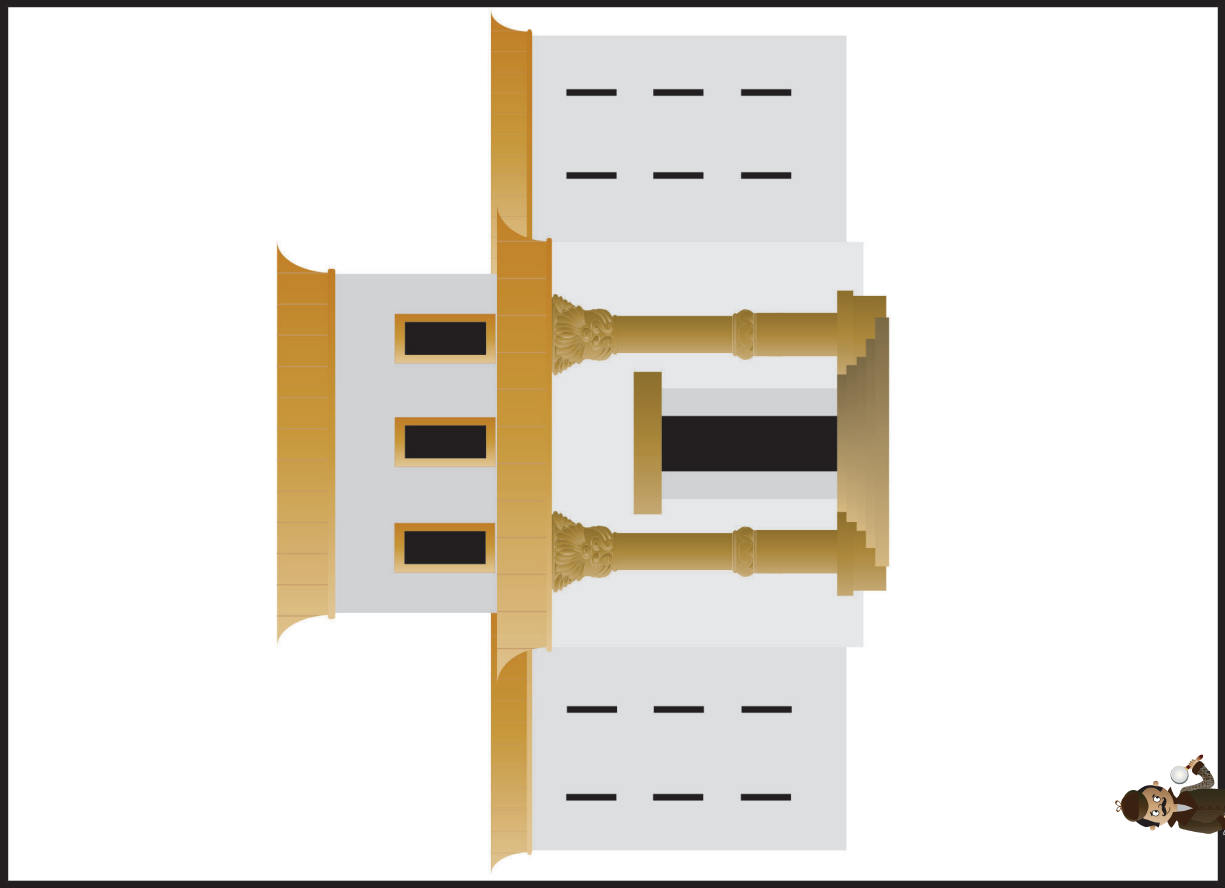
Place in  
DDD  
Bible™

take out  
Big  
Question  
Bible™  
of BQB


DDD 12.3 Lesson 3 Listening Assignment Clue Picture 4 for kids

DDD 12.3 Lesson 3 Listening Assignment Clue Picture 3 for kids

# The Temple



# A Healed Person



VISUAL  
AID  
#5C

Place in  
DDD  
Bible™

take out  
Big  
Question  
Briefcase  
of BQB

VISUAL  
AID  
#5C

Place in  
DDD  
Bible™

take out  
Big  
Question  
Briefcase  
of BQB

DDD 12.3 Lesson 3 Listening Assignment Clue Picture 6 for kids

DDD 12.13 Lesson 3 Listening Assignment Clue Picture 5 for

---

## Big Question 12, Bible Truth 3 Storyboard Background Pictures Key (BG)


---

Put these pictures in place on your storyboard BEFORE you tell your story.

**BG1**  
**Church of Believers**



**BG2 Temple**



# Big Question 12, Bible Truth 3 Storyboard Pictures Key (SB)

Store these pictures in numerical order in your DDD Bible Folder.  
Add these to your story as you tell it. Numbers correspond to placement order.

**SB1 Stephen Is a Believer Who Loves God and Loves Others**



**SB2 Stephen Lives Out His Love for God**



**SB3 Stephen Lives Out His Love for Others**



**SB4 Stephen Shares the Gospel**



**SB5 People Listen to Stephen Preach**



**SB6 God Does Signs and Wonders through Stephen to Prove the Gospel**



**SB7 Holy Spirit Works Inside of Hearts**



**SB8 Holy Spirit Works Inside of Hearts**



**SB9 People Repent of Their Sins and Believe in Jesus**



**SB10 People Repent of Their Sins and Believe in Jesus**



**SB11 Stephen and Other Christians Rejoice**



**SB12 Happy, New Christians**



**SB13 Enemies Upset**



**SB14 Enemies Wonder How to Stop Stephen**



**SB15 Enemies Spread Lies about Stephen among People**



**SB16 Angry Crowd**



**SB17 Temple Leaders**



**SB18 Enemies Take Stephen to Temple Leaders**



**SB19 Enemies Tell Lies about Stephen to Temple Leaders**



**SB20 Temple Leaders Wonder If These Terrible Things about Stephen Are True**



**SB21 Stephen Still Loves God and Others**



**SB22 Holy Spirit Working in Stephen's Heart**



**SB23 Stephen's Face Shining with God's Glory**



**SB24 Stephen Preaches to the Temple Leaders**



**SB25 Temple Leaders Order Stephen to Be Dragged Out and Stoned**



**SB26 Stephen (Seeing Jesus) as He's Stoned**



**SB27 Men Stoning Stephen**



**SB28 Stephen Still Loving His Enemies and Asking for God to Forgive Them**



**SB29 Jesus in Heaven**



**SB30 Stephen Dead**




**SB31 Stephen in Heaven**





Note: Use sticky tac putty rather than velcro on back of pictures placed on top of other pictures.





NOTE:

Some of the larger images are assembled from two or more pages. You can make these easier to fold by leaving a small gap in the lamination between the pieces. This allows you to fold the image along the gap.



leave slight gap here  
to create a "hinge" for  
easy folding




BG1  
Church of Believers  
DDD 12.3 Story  
Place on Board BEFORE Telling Story

SB9 People Repent of  
Their Sins and Believe in Jesus  
DDD 12.3 Story

SB1 Stephen Is a Believer  
Who Loves God and  
Loves Others  
DDD 12.3 Story

SB10 People Repent of  
Their Sins and Believe in Jesus  
DDD 12.3 Story



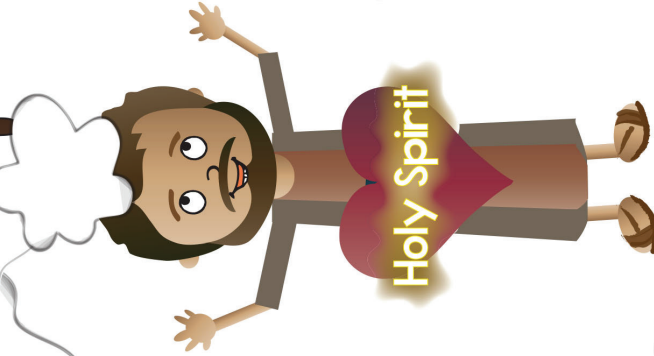

BG2 Temple  
DDD 12.3 Story  
Place on board BEFORE telling story



SB3 Stephen Lives Out  
His Love for Others  
DDD 12.3 Story

SB6 God Does Signs and  
Wonders through Stephen  
to Prove the Gospel  
DDD 12.3 Story





SB30 Stephen Dead  
DDD 12.3 Story

SB21 Stephen Still Loves  
God and Others  
DDD 12.3 Story

SB26 Stephen (Seeing Jesus)  
as He's Stoned DDD 12.3 Story




SB4 Stephen Shares  
the Gospel DDD 12.3 Story

SB5 People Listen to  
Stephen Preach  
DDD 12.3 Story

SB18 Enemies Take Stephen  
to Temple Leaders  
DDD 12.3 Story





SB11 Stephen and  
Other Christians Rejoice  
DDD 12.3 Story



SB28 Stephen Still Loving  
His Enemies and Asking for  
God to Forgive Them  
DDD 12.3 Story

SB25 Temple Leaders Order  
Stephen to Be Dragged  
Out and Stoned  
DDD 12.3 Story

SB12 Happy, New Christians  
DDD 12.3 Story




SB13 Enemies Upset  
DDD 12.3 Story

SB17 Temple Leaders  
DDD 12.3 Story

SB27 Men Stoning Stephen  
DDD 12.3 Story





SB15 Enemies Spread Lies  
about Stephen among People  
DDD 12.3 Story

SB22 Holy Spirit Working  
in Stephen's Heart  
DDD 12.3 Story




DDD 12.3  
SB23 Stephen's Face  
Shining with God's  
Glory

SB1 Stephen Is a Believer  
Who Loves God and  
Loves Others  
DDD 12.3 Story

SB31 Stephen in Heaven  
DDD 12.3 Story

SB7 Holy Spirit Works  
Inside of Hearts  
DDD 12.3 Story

SB8 Holy Spirit Works  
Inside of Hearts  
DDD 12.3 Story



SB24 Stephen Preaches  
to the Temple Leaders  
DDD 12.3 Story

SB20 Temple Leaders Wonder  
If These Terrible Things  
about Stephen Are True  
DDD 12.3 Story

SB14 Enemies Wonder  
How to Stop Stephen  
DDD 12.3 Story

SB29 Jesus in Heaven  
Pt 1 of 2  
Glue Together, then Laminate



SB29 Jesus in Heaven  
DDD 12.3 Story Pt 2 of 2  
Glue Together, then Laminate



SB16 Angry Crowd  
DDD 12.3 Story



# **DEEP DOWN DETECTIVES**



**Visual Aids**

**Unit 12,**

**Bible Truth 4**

## About the Deep Down Detectives Visual Aids

### How Are They Used?



The Deep Down Detectives Visual Aids book is a companion resource to be used alongside the Deep Down Detectives Core Curriculum book for each unit. These colorful pictures are used in presenting the key concepts; telling the Bible stories; and, in playing the Bible Story Review games.

### What Do They Include?



**There are five, different resources included in this book:**

**1. Key Concept Visual Aids**-- colorful signs of the Big Question and Answer, the Bible Truth, the Bible verse, and the Listening Assignments to use with the 3 lessons for each Bible Truth.

**2. The Storyboard Picture Key**--a who's who of the pictures in thumbnail size. Some pictures are labeled "BG." These are your background pictures that you put on the storyboard before telling the story. The rest of the pictures are labeled "SB." These are pictures you put up on the storyboard as you tell the story.


**3. Storyboard Suggested Picture Placement** page--where to place the pictures on your storyboard.

**4. The pictures, themselves.** Notice that each picture is identified and numbered on the back for easy reference. The numbers correspond to the numbers in the Picture Placement Key and in the actually story script (found in the Core Curriculum book.)

**5. Directions** for making the Deep Down Detectives "Bible" Folder and the **back/front images** to paste in place when making it. (Larger back/front images are found online with the curriculum.)

**Directions** for how to make a homemade flannelgraph storyboard and sturdy storyboard pictures are found in **Appendix E in the Core Curriculum book.**

### Ready, Set, Rip It Out!



This book is meant to be ripped up and made into your visual aids. The key concept signs can be cut out and laminated or slipped into sheet protectors. Cut out around the storyboard images and ideally, laminate these. Some of the biggest pictures actually need to be stuck together, before laminating.

### Store It!



Deep Down Detectives is a curriculum that can be used over and over. Store your visual aids and storyboard pictures after using them and they will serve you for many years. We store ours in manilla envelopes and then put them (along with all the rest of the curriculum) in magazine files, labeled by Bible Truth. If you have multiple classes using the curriculum, store each set of resources in separate manilla envelopes. This will make prep much simpler, second time around.

### Replacement Storyboard Pictures



You can always purchase this book again or simply go online and print out any pictures that go missing.

### Two Sizes of Storyboard Pictures



There are two sizes of storyboard pictures to choose from: the standard, large format pictures; or, the smaller format pictures. The larger pictures are best for a big classroom and a storyboard that is at least 36" x 48." (We actually make a whole section of a wall into a felt storyboard!) The small format pictures are created to fit smaller storyboards--in the 24" x 36" to 36" by 48" range. They are most useful in the smaller class or for use at home.

**The Case of the Faith that Faced Fire**

*Daniel 1-3*



of BQB

**Story-telling Tips**

Ahead of time:

1. Read the Bible verses and story. Pray!
2. Choose story action cues and prepare storyboard figures/story scenes, if using. (In Visual Aids book)
3. Practice telling story with the storyboard pictures, timing your presentation. Shorten, if necessary.

During your presentation:

1. Maintain as much eye contact as possible as you tell the story.
2. Put up storyboard figures/add story action cues/hold up storybook scenes as you tell the story. Allow the children to help you put them on the board, if desired.
3. Include the children in your story with a few questions about what they think will happen or words/concepts that might be new to them.
4. Watch the kids for signs that their attention span has been reached. Shorten, if necessary.

**INTRODUCTION/ LISTENING ASSIGNMENTS**

**“Our story is called: The Case of the Faith that Faced Fire. Here is your listening assignment.”** Read from Detective Dan’s Listening Assignment signs, but questions are summarized below:

**Detective Dan’s Lesson #1 Listening Assignment:**

I need to find out:

- 1. Who did the king order to be thrown into the fire?**
- 2. What did God give them faith to do?**

**Detective Dan’s Lesson #2 Listening Assignment:**

**Our Bible Verse is Proverbs 3:5-6:**

“Trust in the LORD with all your heart and lean not on your own understanding: in all your ways acknowledge him, and he will make your paths straight.”

I need to find out:

- 1. Who had to trust in the Lord in ways far bigger than they could understand?**
- 2. How did the Lord show his faithfulness to them?**

**Detective Dan’s Lesson #3 Listening Assignment:**

I found six clues, but only 4 of them are in the story.

They are: rich clothes, a clock, a hippo, a big statue, a hot fire, and a mighty king. *Hold each of them up for the children to see as you identify them.*

I need to figure out:

- 1. Which four belong in our story?**
- 2. Who chose to praise the Lord and keep worshiping him even when it almost cost them their lives?**

**Read the assignment questions, THEN SAY,**

“Ok, Deep Down Detectives! Put on your best listening ears and see if you can hear the answers to Detective Dan’s questions. When I finish telling the story, we will see if we can answer all the questions.”

*Read the Bible Truth story, answer questions, present the gospel and lead in prayer.*

*Answers to questions; the gospel; and, ACTS prayer are included with the story text.*

**The Case of the Faith that Faced Fire** *Daniel 1-3*

**Story with lines separating paragraphs (text in bold, optional interaction cues in italics)** Numbers correspond to storyboard pictures and placement upon the storyboard. Always feel free to use less pictures, if it's best for your kids. Simply black out the numbers next to pictures you do not plan to use. All pictures are found in the Visual Aids book. Put BG (background) pictures on storyboard ahead of time. SB pictures (listed below in story text) are added to board as you tell the story. These numbers are also found on the back of each picture. Tip: Stack pictures in numerical before telling story for easy use. Use sticky-back velcro to attach pictures to storyboard felt. Use sticky-tac putty to stick a picture on top of another picture. OR, if using the Story Scenes to tell the story, disregard the storyboard picture references listed below.

---

**(SB1) "March, march, march!" Enemy soldiers marched into Jerusalem. They tore down the Temple. They burned up the city. And now, they were forcing Shadrach, Meshach, and Abednego, and many others to leave Jerusalem and go far away to (SB2) Babylon to be their slaves.**

---

**(SB3) Shadrach, Meshach, and Abednego were sad to leave their home and work for their enemies; but, they remembered the LORD's messages through His prophets Isaiah, Jeremiah and Ezekiel.**

**"(SB4) You people of Judah have kept on disobeying Me and worshipping fake gods. I've been patient for a long time. I've warned you and urged you to change, but you still disobey Me. (SB5) Now, I will let your enemies attack you and take you away to work for them in Babylon," the LORD told them. I'm punishing you that you might turn from your sins and return to Me."**

**"Don't be afraid. I'll take care of you. I'll be with you. I'll change your hearts with my Spirit, so you'll want to obey Me. I'll bring you back home to Judah," He comforted them. "(SB6) And best of all, one day, I'll send a Savior to save you from your sins. So, trust in Me! Be happy with what I want! I am the LORD, the great, one, true God," the LORD promised them.**

**Shadrach, Meshach, and Abednego held onto the LORD's promises. They chose to trust in Him and be happy with what He wanted, even though they had to live far away in Babylon and work for their enemies.**

---

**(SB7) Now, Now, there was a mighty king who ruled over Babylon. He had a BIG name. Are you ready for it? It's King Nebuchadnezzar!**

*Can you say Nebuchadnezzar?*

**King Nebuchadnezzar had a helper named (SB8) Ashpenaz. Ashpenaz had a very important job. He was supposed to pick out the smartest, most handsome, young men from among the slaves and teach them to be new helpers for King Nebuchadnezzar. When Ashpenaz looked among the people of Judah for the smartest, most handsome, young men, who do you think he picked?**

*Can you guess who?*

**He picked (SB9) Shadrach, Meshach, and Abednego!**

---

**"(SB10) Come with me. You're the kind of men King Nebuchadnezzar wants for his new helpers," Ashpenaz told them. "You are to go to the King's helper school. You'll eat the best food and wear the finest robes and hats," Ashpenaz told them. "You'll learn about mighty King Nebuchadnezzar and the great gods of Babylon. Then, you'll work in the king's beautiful palace and help him make good decisions," Ashpenaz explained.**

*Story with lines separating paragraphs (text in bold, optional interaction cues in italics)*

**Wow! What a good life King Nebuchadnezzar was offering Shadrach, Meshach, and Abednego! The best food to eat, the finest robes and hats to wear, and the honor of working in the rich palace of the mighty king, himself! What could be better than this?**

*What food do you think is the best food? What would it be like to work for a mighty king?*

**(SB11) But Shadrach, Meshach, and Abednego knew the truth. King Nebuchadnezzar was being tricky! He was giving them all these nice things so they would forget their home, the LORD, and the Bible, God's Word. Nebuchadnezzar wanted them to honor him and his fake gods instead!**

**And what would happen to Shadrach, Meshach, and Abednego if they didn't honor King Nebuchadnezzar and his fake gods? They were soon to find out.**

*What do you think? What would the king do?*

**(SB12) King Nebuchadnezzar was very proud of himself. "I am the greatest king on earth! Look at all the lands I've captured and all the people I've made into my workers," he boasted.**

**"I'm going to make a great, golden statue for everyone to worship," he decided. "Then, everyone will honor me and serve the great gods I worship."**

**(SB13) King Nebuchadnezzar ordered his workers to get started. "Build me a great, golden statue. Make it as high as a tall building. Put it where everyone can gather around it and worship it," the king told them.**

**(SB14) The workers obeyed the king. They (SB15) built the great, golden statue, just as the king ordered. (SB16 replaces SB15) And when it was finished, oh, how tall it was! And oh, how golden it was! It was amazing!**

**(SB17) Then, King Nebuchadnezzar sent word to all the people: "When the musicians play their music, you are to fall down and worship the golden statue. This shows you honor me and serve my gods," he said.**

**"But if anyone refuses to worship, I'll have him thrown straight into a (SB18) hot, fiery furnace," the king warned.**

**No one wanted to be thrown into the furnace and die. So, (SB19) when the musicians played their music, Everyone was quick to obey. (SB20) They all fell down before the statue and worshipped.**

**All, that is, except for three men.**

*Can you guess who the three were?*

**(SB21) Shadrach, Meshach, and Abednego!**

*Story with lines separating paragraphs (text in bold, optional interaction cues in italics)*

---

Yes, these three men **REFUSED** to fall down and worship that great, golden statue. The LORD was the only God they worshipped. He alone was the one, true God, and Shadrach, Meshach, and Abednego knew it. They weren't going to stop worshipping the LORD, even though the king threatened to throw them in a fiery furnace. So, there they stood while everyone else bowed down, sure that someone would notice.

Someone did notice! (SB22) They went straight to the king with the news. "Shadrach, Meshach, and Abednego don't care about you or your gods," (SB23) they exclaimed. "They refuse to fall down and worship your great, golden statue," they told the king.

---

Nebuchadnezzar was furious! (SB24) He ordered Shadrach, Meshach, and Abednego to be brought before him. "Listen to the music and fall down before my great, golden statue. Show me that you worship the statue and serve my gods," he ordered. "Do it now or be thrown into the fiery furnace! Furnace! Then, what god can rescue you?" the king demanded.

Was the king right? Was there really no god who could rescue them?

*What do you think?*

---

No! He was **WRONG!** There **WAS** a God who could rescue them. (SB26) It was the LORD! (SB33) Shadrach, Meshach, and Abednego knew it and they remembered the LORD's promises to them. They would keep on worshipping Him. They would trust in Him alone.

They said to the king, "King Nebuchadnezzar, you're wrong. The LORD, the God whom we serve, can deliver us from your hot, fiery furnace if He wants to. And even if He doesn't choose to rescue us, we'll keep on worshipping Him and we'll still be happy with what He wants," they told the king. "The LORD is the one, true God and He knows what is best!"

---

King Nebuchadnezzar was even more furious! Shadrach, Meshach, and Abednego were still refusing to bow down and worship his great, golden statue. Now, they would have to die. "(SB27) Add more wood to the fire! Make it seven times hotter! Tie up these men and throw them in!" the king ordered.

(SB28) Soon, the fire was raging hot. It was so hot that the king's mighty men died from the heat as they threw Shadrach, Meshach, and Abednego into the flames.

*What do you think happened to them?*

---

This should have been the end of Shadrach, Meshach, and Abednego, but it wasn't. This should have been the end of Shadrach, Meshach, and Abednego, but it wasn't. King Nebuchadnezzar looked into the fiery furnace and was amazed. There were (SB29) There were Shadrach, Meshach, and Abednego walking around in the furnace and the flames didn't burn them up. And strangest of all, was the shining, heavenly person with them, protecting them from the fire with God's great power. (Some people think it was an angel, but others think it was Jesus.)

(SB30) King Nebuchadnezzar could hardly believe his eyes! "Come out of the fire," the king ordered the men. (SB31) Shadrach, Meshach, and Abednego obeyed. They walked through the flames and out of that hot furnace. They stood before the king, without a burn on their skin or the smell of smoke on their clothes! Amazing!

*Story with lines separating paragraphs (text in bold, optional interaction cues in italics)*

---

**King Nebuchadnezzar knew there was only one reason why Shadrach, Meshach, and Abednego were not killed or even hurt in that fiery, hot furnace.**

*Do you know what it was?*

**(SB32) It was because the LORD their God really WAS the great, one, true God!! He was to be trusted and worshipped, just like Shadrach, Meshach, and Abednego had said!**

---

**No longer did the king want anyone to bow down before his great, golden statue. It was great. It was golden. But it was NOT God! Now the king had a NEW God he wanted everyone to worship--the one, true God. Can you tell me His name?**

*Can you tell me?*

**It was the LORD! (SB33) (SB33) So, the king sent out a new announcement, "Praise to the God of Shadrach, Meshach, and Abednego. They trusted in Him rather than worship my great, golden statue. He sent His angel to rescue them. These men deserve to be great leaders in my kingdom; and the LORD, their God, deserves all peoples in my kingdom to honor Him," the king declared. "What a great God He is!" And King Nebuchadnezzar was right!**

**Cracking the Case:** (story wrap-up for Listening Assignments)

It's time to see how we did with our Listening Assignment.

**Detective Dan's Lesson 1 Listening Assignment:****1. Who did the king order to be thrown into the fire?**

Shadrach, Meshach, and Abednego.

**2. What did God give them faith to do?** To NOT bow down to the golden statue, but to keep believing and trusting in Him with their whole lives.

**For You and Me:**

Like Shadrach, Meshach, and Abednego, the LORD wants us to trust Him and be happy with what He wants, even when it is very hard. The LORD is always good, and His plans are always right, even if we don't understand them. And, He promises to always help His people keep trusting in Him, no matter what. How can we become God's people? By turning away from our sins and trusting in Jesus as our Savior. Ask Him to help you trust in Jesus as your Savior, and to help you trust Him with every day of your life! He loves to answer these prayers!

**Detective Dan's Lesson 2 Listening Assignment:  
Our Bible Verse is Proverbs 3:5- 6:**

"Trust in the LORD with all your heart and lean not on your own understanding: in all your ways acknowledge him, and he will make your paths straight."

**1. Who had to trust in the LORD in ways far bigger than they could understand?** Shadrach, Meshach, and Abednego.

**2. How did the LORD show His faithfulness to them?** He helped them to NOT bow down to the golden statue, but to keep on believing and trusting in Him with their whole lives. He protected them from dying in the fiery furnace, too.

**For You and Me:**

The LORD can always be trusted. He is always up to good. His plans are always perfect. And because He is so much bigger and greater than us, there will be many times when we don't understand the good things He's up to. That's why God's people are told not to lean on their own understanding, but to keep trusting in the LORD. The LORD knows they can't do this on their own. They need His help. And He is happy to give it! He will always give His people everything they need to keep trusting in Him and be happy with what He wants.

We can become God's people, too, when we turn away from our sins and trust in Jesus as our Savior. Then, God will help us trust Him and be happy with what He wants for our lives, too.

**Detective Dan's Lesson 3 Listening Assignment:**

Our six clues were: rich clothes, a clock, a hippo, a big statue, a hot fire, and a mighty king.

**1. Which four belong in our story?**

The rich clothes, the big statue, the hot fire, and the mighty king belong.

**2. Who chose to praise the Lord and keep worshiping him even when it almost cost them their lives?**

Shadrach, Meshach, and Abednego.

**For You and Me**

Like Shadrach, Meshach, and Abednego, the LORD wants us to trust Him and be happy with what He wants, even when it is very hard. The LORD is always good, and His plans are always right, even if we don't understand them. And, He promises to always help His people keep trusting in Him, no matter what. How can we become God's people? By turning away from our sins and trusting in Jesus as our Savior. Ask Him to help you trust in Jesus as your Savior, and to help you trust Him with every day of your life! He loves to answer these prayers!

**The Gospel** (story wrap-up if NOT using Listening Assignments)**Our Bible Truth is:****How Should God's People Live?****They Should Live Like Jesus...****By Trusting God and Being Happy with What He Wants!**

Shadrach, Meshach, and Abednego were right to trust in the LORD and be happy with what He wanted. The LORD kept all His promises to them and to the people of Israel, for He DID take care of them; He WAS with them. He DID change their hearts; and, He DID bring them back home. And best of all, He DID send His Son, Jesus, to save all who would ever turn away from their sins and trust in Him as their Savior.

Yes, Jesus came and lived a perfect life that pleased God. On the cross, He offered it up to God as the perfect payment for the sins of all who would ever turn away from their sins and trust in Him as their Savior. Jesus suffered and died for God's people that day. But on the third day, He rose up from the grave in victory. He really had beaten sin and death for God's people!



This gift of salvation can be ours, too, when we turn away from our sins and trust in Jesus, He will save us from our sins, too. And we, too, can trust Him and be happy with what He wants, every day of our lives, just like Shadrach, Meshach, and Abednego did.

*Close in prayer.*

**Closing ACTS Prayer**


- A** God, we praise You for always being good and deserving of our trust. You are always wise and perfect in everything You do and plan.
  
- C** God, please forgive us for not trusting You when things happen that we don't like or don't understand. Many times, we start doubting that You know what is best when we should keep on trusting You. We need a Savior!
  
- T** Thank You, God, for always doing what is best. Thank You that we can always trust You and be happy with what You allow in our lives. Even if we don't understand, we know You do.
  
- S** God, please work in our hearts. Help us turn away from our sins and trust in Jesus as our Savior. Help us to love You. Help us to trust You with everything in our lives. Help us to be happy with what You choose, even when it is hard and even when we don't understand.

In Jesus' name we pray, Amen.

***Go to Lesson Plan, p.9 for the script to the rest of the lesson.***



# How should God's people live?



ANSWER:

# They should live like Jesus!

VISUAL  
AID

#1

take out  
BIG  
QUESTION  
of BQB

## The Big Question

*Hold up the Big Question sign for all the children to see, and say:*

The Big Question we are investigating today is Big Question

Number 12:

**How Should God's People Live?**

and the Answer is:

**They Should Live Like Jesus!**

### **Meaning:**

We become God's people when we turn away from our sins and trust in Jesus as our Savior. When we do, God forgives our sins and we begin a whole new way of life. God's people no longer live life just to please themselves. They want to honor God with their whole lives, like Jesus did. They seek to love God most of all and love all people, too.

Let's sing our Big Question Song: "

## Big Q & A 12 Song

*DDD NIV Songs 12, track 12*

*(adapted version of "Pop, Goes the Weasel")*

How should God's people live each day?

They should live like Jesus!

How should God's people live each day?

How should God's people live each day?

How should God's people live each day?

They should live like Jesus!

# BIG QUESTION 12: Eight truths about how God's people live

1. A boy kneeling in prayer with a speech bubble saying "Please God, HELP!".

2. A boy holding a pink heart with the word "God" written on it.

3. A group of four children standing together.

4. A boy and a girl celebrating with confetti and streamers, with a large sunburst behind them containing the words "THE LORD".

5. A boy and a girl holding a large sign that says "The Bible".

6. A boy with a thought bubble containing a crossed-out image of a messy pile of dirt.

7. A boy and a girl standing in front of a globe with a large cross superimposed on it.

8. A boy holding a colorful striped banner that says "God is So Wonderful!".

Visual take out  
Aid #2  
The Question Briefcase  
of BQB

## **This Unit's Bible Truths**

"They Should Live Like Jesus" is a good beginning, but there's so more to learn. So it's time for us to dig down even deeper for more answers to our Big Question about God. We're going to be learning EIGHT Bible truths that all tell us more about how God wants His people to live.

Who would like to hand me the picture with our eight Bible truths on it? It's in the Big Question Box/Briefcase."

*Choose a child to get it and hand it to you, then hold it up and show them the pictures of the eight truths they will be learning.*

*After everyone has had a good look say...*

"Ok, we've learned three truths about how to live for God. They are: "By Asking God for His Help," "By Loving God Most of All," and "By Loving Other People as God Has Loved Them." (point to pictures as you identify each Bible Truth). Now let's look at our Bible Truth Clue sign and see if we can figure out which of these eight truths we will be learning about today. Who would like to get it out of the Big Question Briefcase for me?"

*Choose a child to open the briefcase, take out the Bible Truth Clue sign and hand it to you.*

CAN YOU GUESS BIBLE TRUTH 4?

How Should God's People Live?  
They Should Live Like Jesus...

By Trusting God  
and Being ???  
with What He Wants!

HINT: "What is the opposite of  
being sad? It starts with an  
"H" and it rhymes with "snappy."

ANSWER:  
By Trusting God and Being  
HAPPY with What He Wants!



VISUAL  
AID

#1



of BQB

# Revealing the Bible Truth

## We Are Learning

*Hold up the front side for the children to see. Cover up the answer, written along the bottom, and say:*

**“How Should God’s People Live?  
They Should Live Like Jesus!  
By Trusting God and Being ???? with What He Wants!”**

We’re missing one word. Here’s the hint to what the missing word is. It says: We’re missing one word. Here’s the hint to what the missing word is. It says: “What is the opposite of being sad? It starts with an “H” and it rhymes with “snappy.”

Can you guess? It’s “HAPPY”

So, the Bible Truth we are learning today is:

*(Uncover answer from bottom of sign, show it to them and say:)*

**“How Should God’s People Live?  
They Should Live Like Jesus!  
By Trusting God and Being HAPPY with What He Wants!”**

And here is what this Bible Truth means:

*(read the meaning off of the back of the sign, say:)*

Jesus trusted God, His Father, completely. He knew that what His Father wanted Him to do was always best. He knew His Father would always give Him strength to do whatever He wanted Him to do. Sometimes His Father’s plans were very hard, but Jesus knew that His plans were still always best.

God wants His people to trust Him like Jesus did. God promises to always take care of them. He promises that even all the sad or bad things they go through, He will use to do good things. He promises to always give them the Holy Spirit to give them the strength to do what He wants them to do.

Sometimes it is very hard for God’s people to keep trusting God and His plans. Sometimes they want to grumble or be mad at God because of what happens to them. But God wants them to keep on trusting Him, even in those very hard times. He wants them to be happy and keep on believing that He is doing what is best for them. He wants them to keep trusting that He will show Himself to be the good and great God He is. For indeed, God IS so very good and great; and, what He has planned is always best!

We can become God’s people who trust God, too, when we turn away from our sins and trust in Jesus as our Savior.





Visual Aid

#4

Place verse in

DDD Bible

take out

Big Questions Bible of BQB

**“Trust in the LORD with all your heart and lean not on your own understanding; in all your ways acknowledge him, and he will make your paths straight.”**

**-- Proverbs 3:5- 6**

## Bible Truth 4 Bible Verse

*Remove the Bible Verse Picture from the "Bible" folder and hold it up for all the children to see, then say:*

Proverbs 3:5- 6 tells us:

### **Proverbs 3:5- 6**

"Trust in the LORD with all your heart and lean not on your own understanding: in all your ways acknowledge him, and he will make your paths straight:"

### **Learn a Little:**

"Trust in the LORD with all your heart."

### **What does that mean?**

These verses remind us that we can always trust the LORD and His good plans, even when we don't understand what He is doing. He wants us not to depend on ourselves or what we see, but on Him, His Word, and His good plans. And when we do, we can know that He will show us what He wants us to do, every day of our lives.

*"We've said our Bible verse, now let's sing it!"*

## Trust in the Lord

### **Proverbs 3:5-6**

*DDD NIV Songs 12, track 23*

Trust in the LORD with all your heart,  
And lean not on your own understanding.  
In all your ways acknowledge Him,  
And He will make your paths straight.  
Trust in the LORD with all your heart,  
Trust in the LORD with all your heart,  
Trust in the LORD with all your heart,  
Trust in the LORD with all your heart.  
Trust in the LORD with all your heart.  
Proverbs Three, verses five and six.

"Now it's time to do a bit more deep down investigating. Let's see what Detective Dan wants us to help him figure out. Would someone like to get it out for me?"

take out



Place in



Visual Aid



# Detective Dan's Listening Assignment #1

# Detective Dan's Listening Assignment #1



Hi, Deep Down Detectives!

I'm working on a brand-new case called:

"The Case of the Faith that Faced Fire."

I need to find out:

1. Who did the king order to be thrown into the fire?  
AND
2. What did God give them faith to do?

Can you help me? Listen carefully to the story and you might just hear the answers!

Thanks!

Detective Dan

**Then say,** "Ok, Deep Down Detectives! Put on your best listening ears and see if you can hear the answers to Detective Dan's questions. When I finish telling the story, we will see if we can answer all of his questions."

*Read the Bible Truth story, putting up the storyboard pictures as you tell it.*

*At the end of the story, repeat the questions and lead the children in answering them. Present the gospel and close in prayer.*

\*Answers to assignment questions, the gospel and ACTS prayer are also included at the end of the story text.\*

Answers:

1. Who did the king order to be thrown into the fire? Shadrach, Meshach, and Abednego.
2. What did God give them faith to do? To NOT bow down to the golden statue, but to keep believing and trusting in Him with their whole lives.

**For You and Me:**

Like Shadrach, Meshach, and Abednego, the LORD wants us to trust Him and be happy with what He wants, even when it is very hard. The LORD is always good, and His plans are always right, even if we don't understand them. And, He promises to always help His people keep trusting in Him, no matter what. How can we become God's people? By turning away from our sins and trusting in Jesus as our Savior. Ask Him to help you trust in Jesus as your Savior, and to help you trust Him with every day of your life! He loves to answer these prayers!

take out



of BQB

Place in



Visual Aid



# Detective Dan's Listening Assignment #2

# Detective Dan's

## Listening Assignment #2



Hi, Deep Down Detectives!

I'm still working on the case called:

"The Case of the Faith That Faced Fire."

Our Bible Verse is Proverbs 3:5- 6:

"Trust in the LORD with all your heart and lean not on your own understanding; in all your ways acknowledge him, and he will make your paths straight."

I need to find out:

1. Who had to trust in the Lord in ways far bigger than they could understand?

AND

2. How did the Lord show his faithfulness to them?

Can you help me? Listen carefully to the story and you might just hear the answers! Thanks for your help!

Detective Dan

**Then say,** "Ok, Deep Down Detectives! Put on your best listening ears and see if you can hear the answers to Detective Dan's questions. When I finish telling the story, we will see if we can answer all of his questions."

*Read the Bible Truth story, putting up the storyboard pictures as you tell it. At the end of the story, repeat the questions and lead the children in answering them. Present the gospel and close in prayer.*

\*Answers to assignment questions, the gospel and ACTS prayer are also included at the end of the story text.\*

Answers:

**Our Bible Verse is: Proverbs 3:5- 6**

**"Trust in the LORD with all your heart and lean not on your own understanding; in all your ways acknowledge him, and he will make your paths straight."**

**1. Who had to trust in the LORD in ways far bigger than they could understand?** Shadrach, Meshach, and Abednego.

**2. How did the LORD show His faithfulness to them?** He helped them to NOT bow down to the golden statue, but to keep on believing and trusting in Him with their whole lives. He protected them from dying in the fiery furnace, too.

**For You and Me:**

The LORD can always be trusted. He is always up to good. His plans are always perfect. And because He is so much bigger and greater than us, there will be many times when we don't understand the good things He's up to. That's why God's people are told not to lean on their own understanding, but to keep trusting in the LORD. The LORD knows they can't do this on their own. They need His help. And He is happy to give it! He will always give His people everything they need to keep trusting in Him and be happy with what He wants. We can become God's people, too, when we turn away from our sins and trust in Jesus as our Savior. Then, God will help us trust Him and be happy with what He wants for our lives, too.

take out



Place in



Visual Aid



# Detective Dan's Listening Assignment #3

# Detective Dan's

## Listening Assignment #3



Hi, Deep Down Detectives!

I'm still working on the case called:

“The Case of the Faith that Faced Fire.”

I found SIX clues, but TWO of them are NOT in the story.

They are: rich clothes, a dock, a hippo, a big statue, a hot fire, and a mighty king.

*Hold up each of the six pictures for the children to see as you identify them. Better yet, put them up on your flannelgraph board, off to one side.*

I need to know:

1. Which FOUR pictures belong in the story and which TWO do NOT?

2. Who chose to praise the Lord and keep worshipping him even when it almost cost them their lives?

Can you help me? Listen carefully to the story and you might just hear the answers!

Thanks!

Detective Dan

**Then say,** “Ok, Deep Down Detectives! Put on your best listening ears and see if you can hear the answers to Detective Dan’s questions. When I finish telling the story, we will see if we can answer all of his questions!”

*Read the Bible Truth story, putting up the storyboard pictures as you tell it. At the end of the story, repeat the questions and lead the children in answering them. Present the gospel and close in prayer.*

\*Answers to assignment questions, the gospel and ACTS prayer are also included at the end of the story text.\*

Answers:

**Our six clues were: a brother named Esau, a ladder, a pair of glasses, an angel, a snake, and a rock.**

**1. Which four belong in our story?**

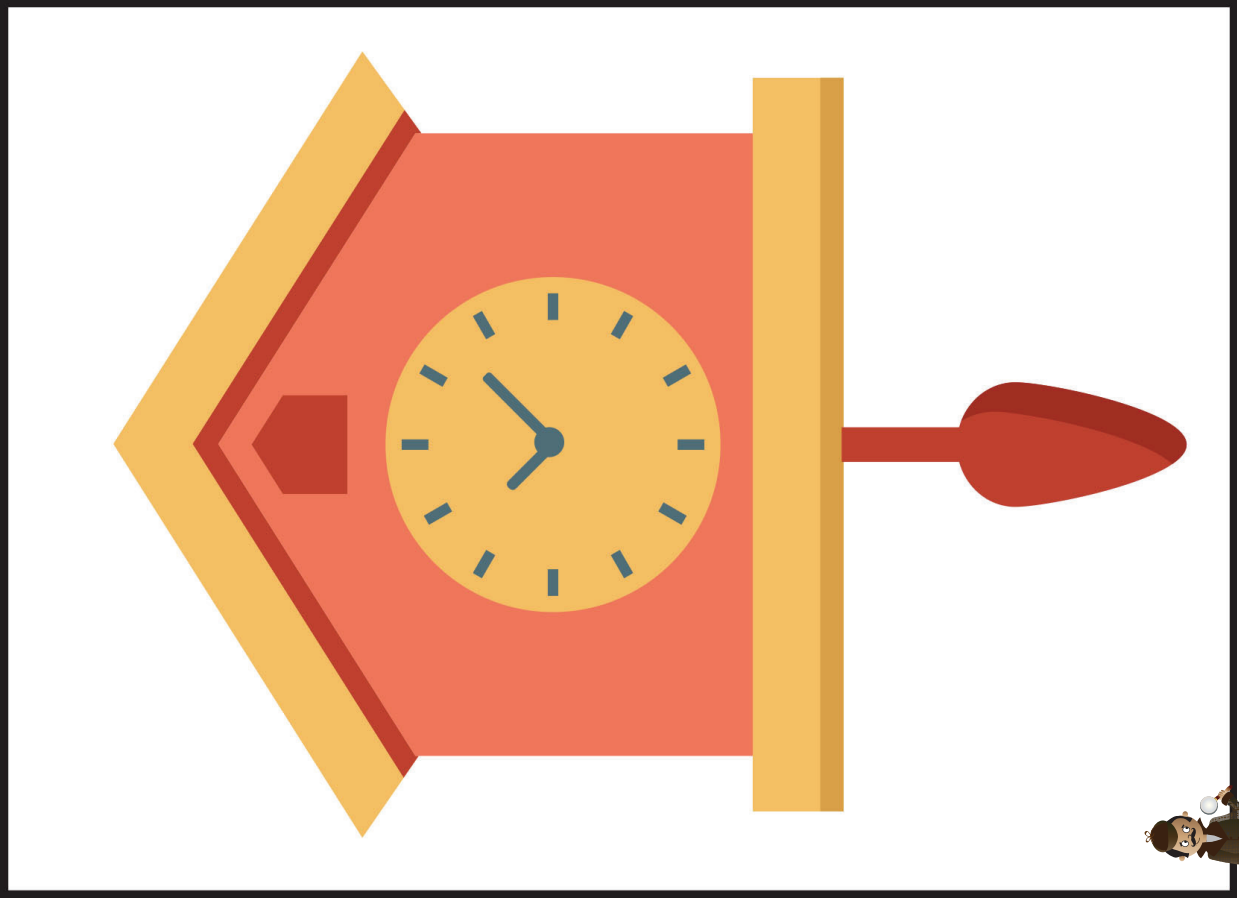
The rich clothes, the big statue, the hot fire and the mighty king belong. The clock and the hippo do not.

**2. Who chose to praise the Lord and keep worshipping him even when it almost cost them their lives?** Shadrach, Meshach, and Abednego.


**For You and Me**

**Like Shadrach, Meshach, and Abednego, the LORD wants us to trust Him** and be happy with what He wants, even when it is very hard. The LORD is always good, and His plans are always right, even if we don’t understand them. And, He promises to always help His people keep trusting in Him, no matter what. How can we become God’s people? By turning away from our sins and trusting in Jesus as our Savior. Ask Him to help you trust in Jesus as your Savior, and to help you trust Him with every day of your life! He loves to answer these prayers!





A Clock



Rich Clothes

VISUAL  
AID  
#5C

Place in  
DDD  
Bible™

take out  
Big  
Question  
Bible™  
of BQB


DDD 12.4 Lesson 3 Listening Assignment Clue Picture 2 for kids

VISUAL  
AID  
#5C


Place in  
DDD  
Bible™

take out  
Big  
Question  
Bible™  
of BQB

DDD 12.4 Lesson 3 Listening Assignment Clue Picture 1 for kids



**A Big Statue**



**A Hippo**

VISUAL  
AID  
#5C

Place in  
DDD  
Bible™

take out  
Big  
Question  
Briefcase  
of BQB


VISUAL  
AID  
#5C

Place in  
DDD  
Bible™


take out  
Big  
Question  
Briefcase  
of BQB

DDD 12.4 Lesson 3 Listening Assignment Clue Picture 4 for kids

DDD 12.4 Lesson 3 Listening Assignment Clue Picture 3 for kids



**A Mighty King**



**A Hot Fire**

VISUAL  
AID  
#5C

Place in  
DDD  
Bible™

take out  
Big  
Question  
Briefcase  
of BQB

DDD 12.4 Lesson 3 Listening Assignment Clue Picture 6 for kids

VISUAL  
AID  
#5C

Place in  
DDD  
Bible™

take out  
Big  
Question  
Briefcase  
of BQB

DDD 12.4 Lesson 3 Listening Assignment Clue Picture 5 for

---

## Big Question 12, Bible Truth 4 Storyboard Background Pictures Key (BG)


---

Put these pictures in place on your storyboard BEFORE you tell your story.


**BG1 Jerusalem Fallen**



**BG2 Gates of Babylon**



**BG3 King N's Palace**



# Big Question 12, Bible Truth 4 Storyboard Pictures Key (SB)

Store these pictures in numerical order in your DDD Bible Folder. Add these to your story as you tell it. Numbers correspond to placement order.

**SB1 Shadrach, Meshach, Abednego and Other People of Israel Being Taken Away**



**SB2 Israelites Working as Captives in Babylon**



**SB3 Shadrach, Meshach, Abednego Working As Captives in Babylon**



**SB4 Remembering God's Discipline for Worshiping Fake Gods**



**SB5 Remembering God's Promise to Give Them New Hearts and to Bring Them Back Home One Day**



**SB6 Remembering God's Promise to Send the Messiah/Savior**



**SB7 King Nebuchadnezzar**



**SB8 Ashpenaz Looking for Best, Young Men**



**SB9 Ashpenaz Talking with Shadrach, Meshach, Abednego**



**SB10 Promising Them Good Things Working for the King**



**SB11 Trying to Make Them Forget the LORD and His Word**



**SB12 King N's Idea to Make a Tall Statue to Worship**



**SB13 King N's Workers in Charge of Building the Statue**



**SB14 King N's Workers Overseeing the Building of the Statue**



**SB15 The Statue in Progress**



**SB16 The Statue Completed**



**SB17 Messenger Telling the People to Come Worship or Else**



**SB18 The Fiery Furnace**



**SB19 The Musicians Playing**



**SB20 The People Bowing Down**



**SB21 S, M, A Refuse to Bow Down**



**SB22 An Enemy Tells on S, M, A**



**SB23 Angry King N Hears about S, M, A's Refusal**



**SB24 S,M,A Brought to King N**



**SB25 King N's Threat to Bow Down or Be Thrown in the Furnace**



**SB26 S,M,A Choose to Keep Worshipping the LORD and Trust Him**



**SB27 Workers Bringing More Wood for the Furnace**



**SB28 S,M,A Tied Up and Led to Furnace**



**SB29 S,M,A and "Son of Man" in Furnace**



**SB30 King N Amazed**



**SB31 King N with S,M,A after Being in the Furnace**



**SB32 The LORD Is the One, True God!**




**SB33 Messenger Sends Out New Message to Worship the LORD**





Note: Use sticky tac putty rather than velcro on back of pictures placed on top of other pictures.




replace SB15 with SB16

NOTE:

Some of the larger images are assembled from two or more pages. You can make these easier to fold by leaving a small gap in the lamination between the pieces. This allows you to fold the image along the gap.


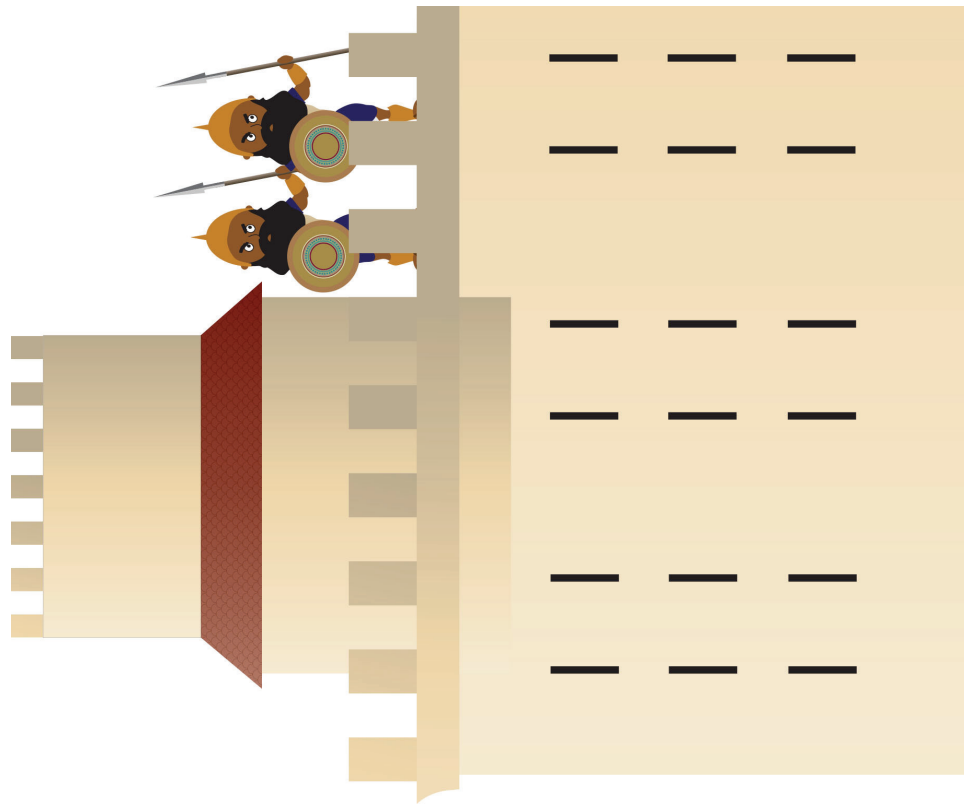


leave slight gap here  
to create a "hinge" for  
easy folding





BG1 Jerusalem Fallen  
DDD 12.4 Story  
Place on Board BEFORE telling story

BG2 Gates of Babylon, Pt 1 of 2  
DDD 12.4 Story  
Glue Together and Laminate  
Place on Board BEFORE telling story



BG2 Gates of Babylon, Pt 2 of 2  
DDD 12.4 Story  
Glue Together and Laminate  
Place on Board BEFORE telling story

BG3 King N's Palace,  
Pt 1 of 2  
DDD 12.4 Story  
Glue Together and Laminate  
Place on Board BEFORE telling story




SB30 King N Amazed  
DDD 12.4 Story

SB4 Remembering God's  
Discipline for Worshiping  
Fake Gods DDD 12.4 Story


BG3 King N's Palace, Pt 2 of 2  
DDD 12.4 Story  
Glue Together and Laminate  
Place on Board BEFORE telling story

SB5 Remembering God's Promise to Give  
Them New Hearts and to Bring Them Back  
Home One Day  
DDD 12.4 Story









SB1 Shadrach, Meshach, Abednego and Other People  
of Israel Being Taken Away  
DDD 12.4 Story



SB2 Israelites Working as  
Captives in Babylon  
DDD 12.4 Story



SB3 Shadrach, Meshach, Abednego Working As  
Captives in Babylon  
DDD 12.4 Story



SB6 Remembering God's Promise to  
Send the Messiah/Savior  
DDD 12.4 Story



SB7 King Nebuchadnezzar  
DDD 12.4 Story

SB10 Promising Them Good Things  
Working for the King  
DDD 12.4 Story

SB9 Ashpenaz Talking with Shadrach,  
Meshach, Abednego  
DDD 12.4 Story

SB23 Angry King N Hears about  
S, M, A's Refusal DDD 12.4 Story





SB11 Trying to Make Them  
Forget the LORD and His Word  
DDD 12.4 Story

SB12 King N's Idea to Make  
a Tall Statue to Worship  
DDD 12.4 Story

SB14 King N's Workers Overseeing  
the Building of the Statue  
DDD 12.4 Story

SB13 King N's Workers in  
Charge of Building the Statue  
DDD 12.4 Story

SB22 An Enemy Tells on S, M, A  
DDD 12.4 Story


SB26 S,M,A Choose to Keep  
Worshipping the LORD  
and Trust Him  
DDD 12.4 Story

SB24 S,M,A Brought to King N  
DDD 12.4 Story




SB25 King N's Threat to Bow Down or Be  
Thrown in the the Furnace  
DDD 12.4 Story

SB16 The Statue Completed,  
Pt 1 of 2  
DDD 12.4 Story  
Glue Together and Laminate



SB16 The Statue Completed, Pt 2 of 2  
DDD 12.4 Story  
Glue Together and Laminate




SB15 The Statue in Progress  
DDD 12.4 Story





SBI7 Messenger Telling the  
People to Come Worship or Else,

DDD 12.4 Story



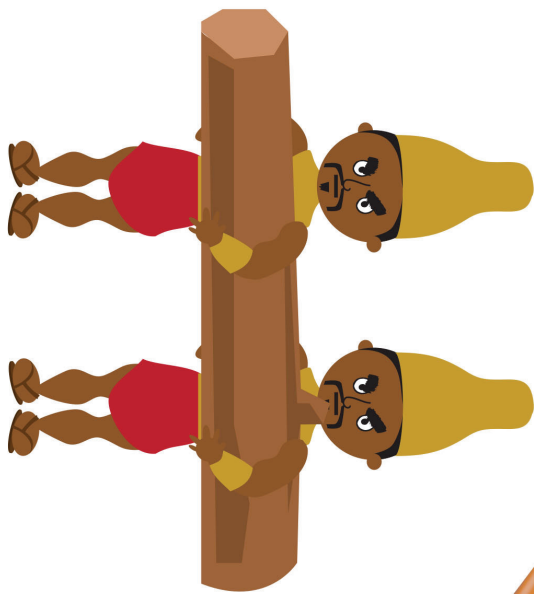
SB18 The Fiery Furnace  
DDD 12.4 Story

SB20 The People Bowing Down  
DDD 12.4 Story

SB8 Ashpenaz Looking for  
Best, Young Men DDD 12.4 Story

SB33 Messenger Sends Out  
New Message to Worship the LORD  
DDD 12.4 Story



"praise Nebuchadnezzar! He is great!"



SB19 The Musicians Playing  
DDD 12.4 Story

SB27 Workers Bringing More  
Wood for the Furnace DDD 12.4 Story

SB21 S, M, A Refuse to  
Bow Down  
DDD 12.4 Story



SB29 S,M,A and "Son of Man"  
in Furnace DDD 12.4 Story

SB31 King N with S,M,A after  
Being in the Furnace DDD 12.4 Story

SB28 S,M,A Tied Up  
and Led to Furnace DDD 12.4 Story

SB32 The LORD Is the One,  
True God! DDD 12.4 Story



# DEEP DOWN DETECTIVES



**Other Visual Aids**

## Big Question Box/Briefcase

### What You Want

The Big Question Briefcase is a briefcase or other container with these characteristics:

- Ideally, this should be around 17" x 12", but needs to be at least big enough to fit a 8 ½" x 11" sheets of paper inside it.
- Have various pockets to put these sheets in
- Is attractive or curious looking to preschoolers
- Not necessary, but extremely fun, if it has a combination lock

### Finding a Briefcase:

You can certainly buy one new, but you always may find a used one at a thrift shop. Or, someone may have one they want to donate. We use one that stores valuables in it and is the 17" x 12" size. Very durable and has the lock feature that the kids love.

You also can move away from the briefcase idea and use a little trunk or other box for your substitute briefcase. Just change the name to the Big Question Box, if you use a box instead. A boot box or the cardboard box that 10 reams of copy paper comes in is a great size, if you are using a box.

If you use a box, but want a lock-like feature, that's easy to do. Simply cut "straps" out of felt or vinyl and glue in place to the top and bottom sides of the box on one side, with the top strap overlapping the bottom straps. Add velcro to the top and bottom pieces so that they meet and fasten. Make back "hinges" for the box with the felt/vinyl straps, too. Or, you can simply add a belt around the box that has to be unfastened before the box can be opened.

Here are some suggestions for decorating a box or even the outside of your briefcase to make it appealing.

### Supplies

Your box/briefcase  
Plain white contact paper or white cardstock  
Colorful wrapping paper  
Glitter glue  
Markers  
Sequins, fake jewels, buttons, rick rack, etc.  
Other decorating supplies  
Stickers  
Glue  
Clear packing tape

### Directions

1. If you are using a box that has wording on it, you will first need to make plain surfaces for decorating and a hinge for the lid. Stick the white contact paper or white cardstock to each side of the box. On the other hand, you can also use colorful wrapping paper. Then, make a lid by sticking the clear packing tape along one long side of the box, attaching the lid to the box.

2. Use the craft decorating supplies to decorate the box. If desired, you can put a big question mark on top of the box, but remember that you are working with two and three year olds: the question mark symbol is not very meaningful to them yet.

## Making a Flannelgraph Storyboard

for use in story-telling and in playing the story review games

While you may decide to use sticky tac and stick your storyboard pictures to a white board, it is very easy to make a flannelgraph board. The advantage to the flannelgraph board is that the pictures stick very easily and there is no messing with the sticky-tac.

### Supplies

Large Format Pictures Board: AT LEAST a 36" x 48" foamboard or corkboard (We actually use a far bigger canvas and attach it to the wall) A science project board with the two sides that fold out makes a good 36" x 48" board.

Small Format Pictures Board: AT LEAST a 24" x 36" (to 36" x 48)" board

Large piece of neutral-colored felt to cover your board with extra to overlap over to the back, if desired.

Glue gun and glue sticks

### Directions

1. Center felt on front side of board. Turn over. Secure in place with glue.

## Making Durable Storyboard Pictures

for use in story-telling and in playing the story review games

Whether you purchase the Deep Down Detectives storyboard pictures from Amazon or print them off the website (included in the Deep Down Detectives Visual Aids book), you will want to find some way to make them more durable. They are used not only as a part of telling the story, but are integral in the story review games. Here's how we make ours durable enough to be used over and over again. **See note below for other simpler options for using these pictures.**

### Supplies

Deep Down Detectives Visual Aids book (purchased or downloaded)

White cardstock or printer paper (if downloading pictures)

Sticky-back velcro, circles or cut pieces; or sticky tac putty

Laminator or Self-laminating sheets

Sturdy Sheet Protectors, preferably the "Secure Top" kind, like offered by Avery

Flannelgraph pictures for the Bible stories found at [www.praisefactory.org](http://www.praisefactory.org) with each unit's resources.

### Directions

1. Purchase from Amazon or download and print out the storyboard figures.
2. Cut out flannelgraph figures.
3. Laminate the figures.

**Special tip:** When laminating the big background pictures that are two (and sometimes even three or four) pieces put together, leave a small gap between the two pieces before laminating together. This small space acts like a hinge and allows you to fold up pictures without hurting them into a manilla envelope that fits 8.5" x 11" sheets of paper along with all of the smaller, regular-sized storyboard pictures.

4. If using a flannelgraph board: Stick a piece of sticky backed velcro (ROUGH SIDE) onto the back of each figure. If using sticky tack and whiteboard: simply stick a small amount of sticky tack on the back of a picture when using it. Remove and store sticky tack in airtight container.

**Note:** Instead of using all of the pictures as separate flannelgraph pieces, you can choose to use only a few (helpful to have 10 for the story review game); you can clump them onto posterboard and make them into picture scenes; or, you can simply use the Storyboard Picture Guide as a single picture. At [praisefactory.org](http://praisefactory.org), go to DDD Bits and Pieces for a 22" x 28" poster size jpg of this picture guide if you want to create a large version.

## The Deep Down Detectives “Bible” Folder

This is a homemade folder that looks (kinda) like the cover of a Bible. You will use this to put the Bible verse, the Bible Story and storyboard pictures to help make the point that the truths you are teaching them come from the Bible.

### Supplies

1 piece of 22" x 28" posterboard (white is fine. Green or brown is nice)

Glue

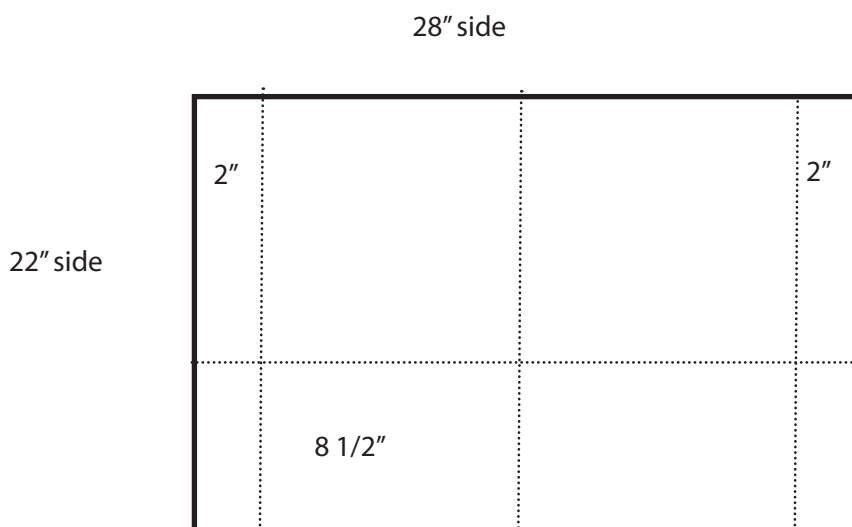
Stapler and staples or packing tape

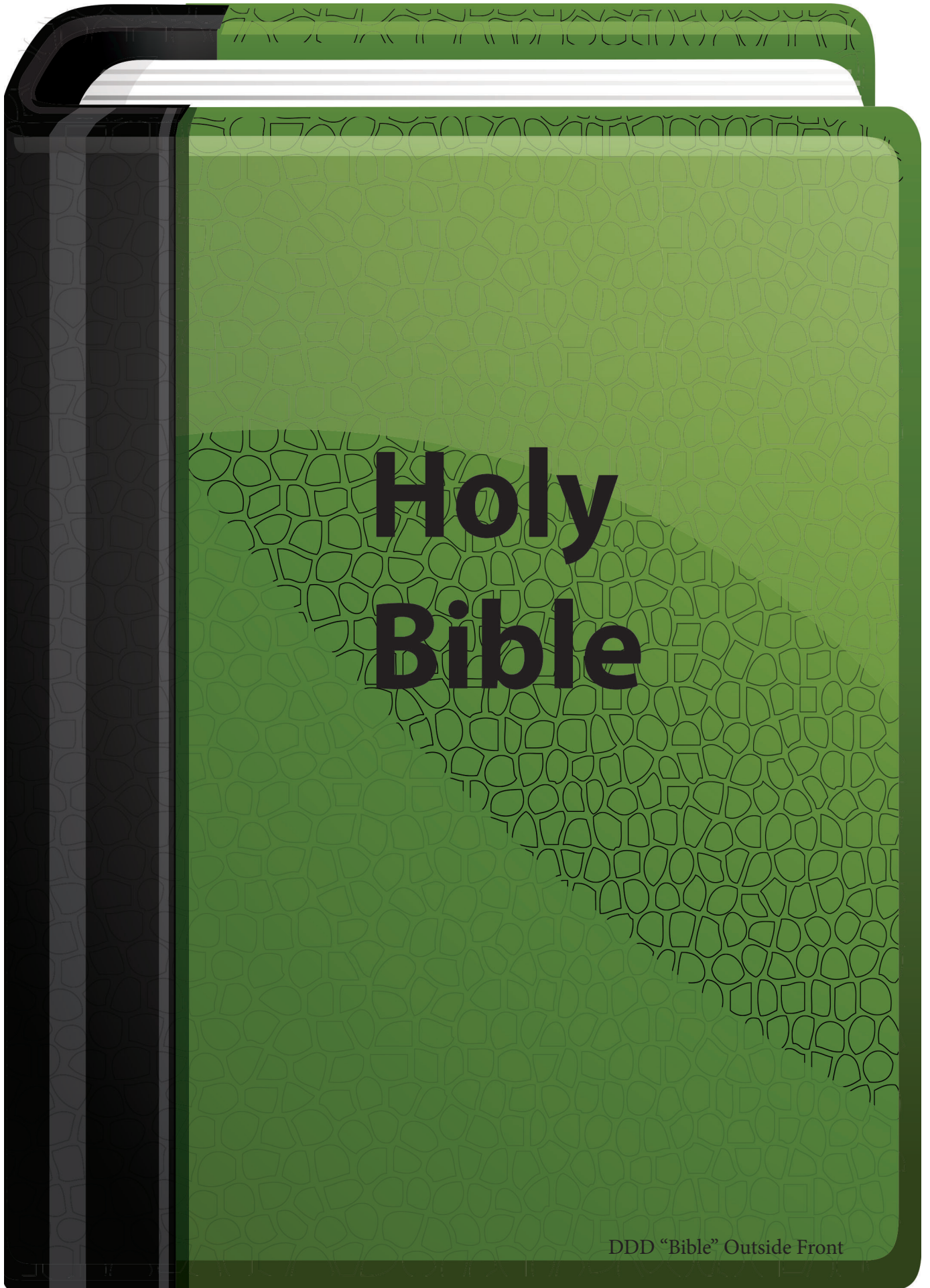
The Bible Cover pictures (see online with resources for this unit or from the back of each Deep Down Detectives Visual Aids book.)

NOTE: The Bible Cover pictures included in the Deep Down Detectives Visual Aids books cannot be created larger than 8.5" x 11". That means that they will be under-sized for a Bible Folder of the dimensions you are making. However, you can go online to the Deep Down Detectives curriculum and there is a pdf of a bigger version of these covers that will actually fit the size of this Deep Down Detectives “Bible” Folder.

### Directions

1. Lay out poster board with long side along the bottom.
2. Fold in 2" on each side.
3. Take packing tape and tape the folded in 2" flaps to the main section of the posterboard, all the way down.
3. Fold up 8 1/2" on the bottom of the poster board.
4. Use packing tape to tape this flap in place, all the way down.
5. Take scissors and snip through the tape where the flap is attached to the folder. This will give you a bit more room in the folder.
6. Fold the poster board in the middle to make the center fold.
7. Cut out the Bible Cover Pictures. If possible, laminate these. They will last longer.
- 8.. Glue the two cover pieces to the outside of the folder.





# Holy Bible

DDD "Bible" Outside Front





DDD "Bible" Outside Back

