


DEEP DOWN DETECTIVES

**Curriculum Resources
for Unit 15, Bible Truth 6:**



**Why Do God's People Go to Church?
To Worship God and
Love One Another...**

**By Remembering Jesus Died
to Save Them!**

Session Prep (especially good for newbies!)

Pray!



Pray for the Holy Spirit to be at work in your and the children's hearts.

Review



If new to the curriculum, look at the **Getting Started with Deep Down Detectives section of the Core Curriculum book.** (p.5) It will be especially helpful to read through the Deep Down Detectives section of **The Praise Factory Tour: Extended Version Book.** This is a visual way to understand what goes on in the classroom. (A pdf of the book is found in the samples section on the website.)

Look through and Learn the Lesson



Read over **lesson plan.** Practice any **songs or action rhymes** you are using. Choose/make up motions to go with these. Choose less with younger children and more with older preschoolers. **Practice the lesson with the visual aids** and using the Big Question Box/Briefcase.

Read and Rehearse the Bible Story with Pictures



Read the Bible story from the Bible. Read the curriculum version. Practice telling it with the storyboard pictures. (If you have not previously laminated the story pictures, do that now.) Or, rehearse it from the Simple Story Scenes, if you are using those.

Let There Be Music



Download the music and listen to the songs. Choose which of the songs you will use with the children. If using live musicians, make sure they have the sheet music (Appendix A, Core Curriculum book).

Put the Props in Place



1. Prepare your Visual Aids. Put the Big Question, Unit Bible Truths, Bible Truth, Bible Verse, and Listening Assignment signs, as well as the Bible Story script in one side of the Bible folder.
2. Get out your storyboard. If using Simple Story Scenes, put these in your Bible Folder. Or, if using the individual storyboard figures, put all background pictures in place (they have a BG by the number). Put the rest of the storyboard pictures (these have a SB by the number) in order of use in the other side of the Bible folder.
3. Put the DDD Bible Folder as well as the Big Question sign in the Big Question Box/Briefcase and shut it. If your box/briefcase has locks and you want to use the unlocking the box as part of your session, lock it now....but make sure you have the key or know the code first.
4. Prepare the music CD or sheet music or mp3 device for use in your session.

Set Out Free Play Activities



Choose and set up free time activities you will use with the children. Choose a variety of different activities that will be enjoyed by different types of children. Rotate the activities you provide to keep them interesting and fresh to your children. (Suggestions in Appendix D, Core Curriculum books.)

Prepare Any Activities



Choose which (if any) of the Bible Truth games and crafts activities you want to use in the session. Bear in mind your time frame as well as the developmental abilities and attention span of your children as you decide which/how many to prepare. **Look over the Discussion Sheet** and choose a few questions you might use to spark discussion with the children as they do their activities (especially good for ages 3's+). Pray for God to give you opportunities to talk about these things with the children.

Let Them Take It with Them



Make copies of the craft/take home sheets, if you are not already using them as one of your activities. You may also want to make copies of the story (see take-home version of each story included in Appendix C with the other take home resources) to have for parents to use with their children at home. There's a link on each craft/take home sheet to the story, if you don't make hard copies.

Store It



After your session is over, collect the resources and store them for future use. This curriculum can be used over and over for years to come.

Unit 15: God's People Gather Together

UNIT OVERVIEW

A church is God's people gathering together. Some churches meet in special buildings. Some churches meet in homes. Some meet outside. No matter where they meet, when God's people gather together, they are a church. When God's people gather together as a church, they worship God. They worship Him for being the one, true God who is not like anyone else. They worship Him for saving them through Jesus. They sing songs and pray to God. They listen to the Bible and learn how to obey it. God's people also gather together to love one another. They talk with each other, and take care of each other, and pray for each other. The Bible tells us that God's people are to meet together often. It tells us that when they gather together, Jesus will be there with them in a special way. We can be God's people when we turn away from our sins and trust in Jesus as our Savior. Then, we will gather together with God's people to worship God and love one another, too!

UNIT BIBLE VERSE: Hebrews 10:24-25, ESV

"And let us consider how to stir up one another to love and good works, not neglecting to meet together."

BIG QUESTION UNDER INVESTIGATION: Why Do God's People Go to Church?

ANSWER: To Worship God and Love One Another!

OPTIONAL Big Question 15 INTRODUCTION LESSON (Use Hide 'n' Seek Kids Unit 15 Material)

Story: The Case of the People Who Loved a Lot *Acts*
Bible Verse: Hebrews 10:24-25, ESV

BIBLE TRUTH 1: By Praising God for Jesus' Win over Death (3 Lessons Available)

Story: The Case of the Third Day Yay
Exodus 16,20; Luke 22-24; Acts 20:7; 1 Corinthians 16:2
Bible Verse: 1 Peter 1:3, HCSB

BIBLE TRUTH 2: By Learning from God's Word, the Bible (3 Lessons Available)

The Case of the Faithful Leader" *Acts 16:1; 1 & 2 Timothy*
Bible Verse: 1 Timothy 4:13, ESV

BIBLE TRUTH 3: By Caring for Each Other's Needs

(3 Lessons Available)

Story: The Case of the Copycats *John 13-15, 18-20; Acts*
Bible Verse: John 13:34-35, ESV

BIBLE TRUTH 4: By Telling What God Has Done and Praying (3 Lessons Available)

Story: The Case of the Amazing Answer *Acts 12:1-18*
Bible Verse: Ephesians 6:18, NIV 1984

BIBLE TRUTH 5: By Baptizing People Who Trust in and Live for Jesus (3 Lessons Available)

Story: The Case of the Up and Down Sign *Matthew 28; Acts 1-2, 8:35-36, 10:47, 16:14-15,31-34*
Bible Verse: Acts 2:38-39, ESV

➔ BIBLE TRUTH 6: By Remembering Jesus Died to Save Them (3 Lessons Available)

Story: The Case of the Remembered Rescue *Exodus 12; Luke 22; Isaiah 25:6-9*
Bible Verse: Luke 22:19,20, ESV

Deep Down Detectives ESV Songs 15 Track Numbers

This is a listing of all songs mentioned in the unit curriculum. You may or may not choose to use all of the songs. They are listed in easy-reference order--NOT in the order used in the curriculum. You may choose to simply burn a CD/load them onto an mp3 device in this order. Or, you may want to do what we do: choose the songs we want to use and create a play list of them in that order. Then, we burn a CD/upload the play list onto an mp3 device. A teacher only has to click forward to the next song, instead of hunting for the right track. The track number have been included as part of the title of each song, teachers will still have a reference to the track number listed in the curriculum (same as those listed below), even if you change the order on your customized play list.

SONGS USED EVERY UNIT OF THE CURRICULUM

- 1 The Classroom Song v.1
- 2 The Classroom Song v.2
- 3 The Classroom Song v.3
- 4 The Classroom Song v.4
- 5 Deep Down Detectives Theme Song
- 6 The Classroom Rules Song
- 7 Let's Pray Song
- 8 The Big Question Box Song
- 9 The Bible Chant Song
- 10 ACTS Prayer Song (Short Version)
- 11 ACTS Prayer Song (Full Version)

listen to or download songs for free at <https://praisefactory.org:Deep Down Detectives Music page>

Why the Extra Songs?

Deep Down Detectives is a curriculum used by a wide age-span of kids. Sometimes one of the other songs is a better fit for your kids. Or, you may simply want to teach them more songs on the same Bible Truth. Use as many or as few as you want.

UNIT 15: GOD'S PEOPLE GATHER TOGETHER

- 12 Big Q & A 15 Song
- 13 Big Question 15 Song: Why Do God's People Go to Church?
- 14 Big Question 15 Bible Verse Song: Stir Up Hebrews 10:24-25, ESV
- 15 Big Question 15 Hymn: Brethren, We Have Met to Worship, v.1
- 16 Big Question 15 Praise Song: Praise the Lord Together

Why Do God's People Go to Church? To Worship God and Love One Another...

Bible Truth 1: By Praising God for Jesus' Win over Death

- 17 Bible Verse: He Has Given Us a New Birth 1 Peter 1:3, HCSB
- 18 Extra Bible Verse: Shout with Joy to God Psalm 66:1-3,5,9,16, ESV
- 19 Extra Bible Verse: Make a Joyful Noise Psalm 100:1-6 ESV
- 20 Extra Bible Verse: Noise, Noise, Noise Psalm 100:1-4, ESV (other version)
- 21 Extra Bible Verse: The Time Is Fulfilled Mark 1:15, ESV
- 22 Extra Bible Verse: The Time Mark 1:15, ESV (other version)
- 23 Extra Bible Verse: How Beautiful Romans 10:13-15, ESV
- 24 Extra Bible Verse: Be My Witnesses Acts 1:8, ESV
- 25 Extra Bible Verse: All the Nations You Have Made Psalm 86:9, ESV
- 26 Extra Bible Verse: Behold a Great Multitude Revelation 7:9-10, ESV

Bible Truth 2: By Learning from God's Word, the Bible

- 27 Bible Verse: Devote Yourself 1 Timothy 4:13, ESV
- 28 Extra Bible Verse: An Overseer Must Be Titus 1:6-9, ESV
- 29 Extra Bible Verse: Open My Eyes Psalm 119:18,72-73, ESV
- 30 Extra Bible Verse: I Have Stored Up Your Word Psalm 119:11,15-16, ESV
- 31 Extra Bible Verse: If Anyone Loves Me John 14:23, ESV

Bible Truth 3: By Caring for Each Other's Needs

- 32 Bible Verse: A New Commandment John 13:34-35, ESV
- 33 Extra Bible Verse: There Are Different Kinds of Gifts 1 Corinthians 12:4,12,27, NIV 1984
- 34 Extra Bible Verse: As Each Has Received a Gift 1 Peter 4:10-11, ESV
- 35 Extra Bible Verse: Gift, Gift, Gift 1 Peter 4:10-11, ESV (other version)
- 36 Extra Bible Verse: Encourage One Another 1 Thessalonians 5:11,13-15, ESV
- 37 Extra Bible Verse: Build One Another Up 1 Thessalonians 5:11,13-15, ESV
- 38 Extra Bible Verse: Let Us Hold Fast Hebrew 10:23-25, ESV
- 39 Extra Bible Verse: On the First Day of Every Week 1 Corinthians 16:2, HCSB
- 40 Extra Bible Verse: An Overseer Must Be Titus 1:6-9, ESV
- 41 Extra Bible Verse: Love 1 Corinthians 13:4-8,13, ESV
- 42 Extra Bible Verse: Love Is Patient 1 Corinthians 13:4-8, ESV

Bible Truth 4: By Telling What God Has Done and Praying

- 43 Bible Verse: Pray, Pray, Pray Ephesians 6:18, HCSB
- 44 Extra Bible Verse: Take Up the Whole Armor Ephesians 6:13,16-18, ESV
- 45 Extra Bible Verse: Help Us 2 Corinthians 1:13, ESV

Bible Truth 5: By Baptizing People Who Trust in and Live for Jesus

- 46 Bible Verse: Repent, Repent and Be Baptized Acts 2:38-39, ESV
- 47 Extra Bible Verse: The Time Is Fulfilled Mark 1:15, ESV
- 48 Extra Bible Verse: The Time Mark 1:15, ESV (other version)

Bible Truth 6: By Remembering Jesus Died to Save Them

- 49 Bible Verse: This Is My Body Luke 22:19,20, ESV
- 50 Extra Bible Verse: He Took Bread Luke 22:19,20, HCSB

Big Question 15, Bible Truth 6 Overview: Key Concepts

p.1

Unit 15: God's People Gather Together**Unit Big Question (and Answer):** Why Do God's People Go to Church?

To Worship God and Love One Another!

Unit Bible Verse: "And let us consider how to stir up one another to love and good works, not neglecting to meet together." Hebrews 10:24-25, ESV**Bible Truth 6 Concept: To Worship God and Love One Another... By Remembering Jesus Died to Save Them!**

When God's people gather together, they remember how Jesus died to save them. They do this with a special meal called "the Lord's Supper." It's called this because Jesus shared it with His own special followers on the night before He died on the cross.

There are only two, little pieces of food eaten at the Lord's Supper: a little piece of bread and a little grape juice or wine. That's because it's not really about eating a whole, big meal. It's about remembering what Jesus did for God's people when He died on the cross.

The bread stands for Jesus' body, that He offered up for the sins of God's people. He took in His body, the punishment they deserved from God for their sins. He did this so they would never have to know that punishment themselves.

The grape juice or wine stands for Jesus' blood shed when He died on the cross. Blood was a part of every big, covenant promise. It reminded everyone that this promise must be kept, no matter what. Jesus said the juice/ wine was to remind God's people of His blood given to make a new covenant/forever promise with God. It meant that no matter what, His payment for their sins was enough. They would always be forgiven. They would always be God's people, having special closeness with Him now. And one day, living with Him forever.

When God's people take the Lord's Supper, it is a very special time. People are usually very quiet. Many think about the ways they have disobeyed God and ask for His forgiveness. Many thank God for sending Jesus to save them. Jesus told God's people that they were to keep on celebrating this special meal until He comes back at the end of time. Only God's people who repent of their sins, trust in Jesus as their Savior, and are baptized should take the Lord's Supper. We can become God's people, too, when we repent of our sins and trust in Jesus as our Savior.

Bible Truth 6 Bible Verse: Luke 22:19,20, ESV

"This is my body, which is given for you. Do this in remembrance of me." And likewise the cup after they had eaten, saying, "This cup that is poured out for you is the new covenant in my blood."

Learn a Little: "This is my body, which is given for you. Do this in remembrance of me."**Meaning**

When God's people gather together at church, they remember how Jesus died on the cross to save them. They remember that He let His body be hurt and His blood be spilled out as He suffered and died for their sins. How do they do this? The way Jesus told His disciples to: with a special little meal of bread and wine or grape juice. The bread is eaten as a way to remember how His body was broken on the cross for their sins. The wine or grape juice is drunk as a way to remember that it was His blood that paid for their sins so they could be forgiven by God. God's people have this special meal often, just like Jesus told them to. How thankful they are for Jesus and all He did for them!

We can become God's people when we turn away from our sins and trust in Jesus as our Savior.

Big Question 15, Bible Truth 6 Overview: Key Concepts

p.2

Bible Truth 6 ACTS Prayer

- A** We praise You, God, for being the Savior of Your people, the Church.
- C** God, this special meal reminds us of what Jesus did to save sinners like us. We know that we have all chosen to live life our own way. We have all chosen not to love You or obey Your good ways. We need a Savior! You are our only hope.
- T** God, thank You for sending Jesus to be our Savior. Thank You for His body, given to pay for the sins of all who trust in Him as their Savior. Thank You for His blood, given as the promise that those who turn away from their sins and trust in Jesus are Your people forever.
- S** God, work in our hearts. Help us to turn away from our sins and trust in Jesus as our Savior. Make us Your people. Use this special meal to remind us of what Jesus has done.

In Jesus' name we pray, Amen.

Bible Truth 6 Story

The Case of the Remembered Rescue *Exodus 12; Luke 22; Isaiah 25:6-9*

Songs Used in Bible Truth 6

Big Q & A 15 Song

Big Question 15 Song: Why Do God's People Go to Church?

Big Question 15 Bible Verse Song: Stir Up Hebrews 10:24-25, ESV

Big Question 15 Hymn: Brethren, We Have Met to Worship, v.1


Big Question 15 Praise Song: Praise the Lord Together



Bible Truth 6 Bible Verse: This Is My Body Luke 22:19,20, ESV

Bible Truth 6 Extra Bible Verse: He Took Bread Luke 22:19,20, HCSB

listen to or download songs for free at <https://praisefactory.org>: Deep Down Detectives Music page

1. GETTING STARTED

 = follow the stars for a short & simple lesson plan

<p>Intake Activity Ideas</p>	<p>Choose one of these open-ended activities to include children as they join the class:</p>														
<p>Free Play Time <i>suggestions in Appendix D</i></p>	<p> Offer your own or some of the easy-to-make, free play activities suggested in Appendix D.</p>														
<p>OR Sing-along Music Time <i>lyrics and sheet music, Appendix A</i> <i>listen to or download songs for free at https://praisefactory.org:Deep Down Detectives Music page</i></p>	<p>Music from Deep Down Detectives (DDD) ESV Songs 15:</p> <table border="0"> <tr> <td>Big Q & A 15 Song</td> <td><i>DDD ESV Songs 15, track 12</i></td> </tr> <tr> <td>Big Question 15 Song</td> <td><i>DDD ESV Songs 15, track 13</i></td> </tr> <tr> <td>Big Question 15 (Unit) Bible Verse Song: Stir Up Hebrews 10:24-25, ESV</td> <td><i>DDD ESV Songs 15, track 14</i></td> </tr> <tr> <td>Big Question 15 Hymn: Brethren, We Have Met to Worship, v.1</td> <td><i>DDD ESV Songs 15, track 15</i></td> </tr> <tr> <td>Big Question 15 Praise Song: Praise the Lord Together</td> <td><i>DDD ESV Songs 15, track 16</i></td> </tr> <tr> <td>Bible Truth 6 Bible Verse Song: This Is My Body Luke 22:19,20, ESV</td> <td><i>DDD ESV Songs 15, track 49</i></td> </tr> <tr> <td>Extra Bible Truth 6 Bible Verse Song: He Took Bread Luke 22:19,20, HCSB</td> <td><i>DDD ESV Songs 15, track 50</i></td> </tr> </table> <p><i>Add more fun to Sing-along Music Time by adding a Music, Movement & Memory Activity. These activities are listed on p.10 of this lesson plan with the Response Activities. Instructions found in Appendix B.</i></p>	Big Q & A 15 Song	<i>DDD ESV Songs 15, track 12</i>	Big Question 15 Song	<i>DDD ESV Songs 15, track 13</i>	Big Question 15 (Unit) Bible Verse Song: Stir Up Hebrews 10:24-25, ESV	<i>DDD ESV Songs 15, track 14</i>	Big Question 15 Hymn: Brethren, We Have Met to Worship, v.1	<i>DDD ESV Songs 15, track 15</i>	Big Question 15 Praise Song: Praise the Lord Together	<i>DDD ESV Songs 15, track 16</i>	Bible Truth 6 Bible Verse Song: This Is My Body Luke 22:19,20, ESV	<i>DDD ESV Songs 15, track 49</i>	Extra Bible Truth 6 Bible Verse Song: He Took Bread Luke 22:19,20, HCSB	<i>DDD ESV Songs 15, track 50</i>
Big Q & A 15 Song	<i>DDD ESV Songs 15, track 12</i>														
Big Question 15 Song	<i>DDD ESV Songs 15, track 13</i>														
Big Question 15 (Unit) Bible Verse Song: Stir Up Hebrews 10:24-25, ESV	<i>DDD ESV Songs 15, track 14</i>														
Big Question 15 Hymn: Brethren, We Have Met to Worship, v.1	<i>DDD ESV Songs 15, track 15</i>														
Big Question 15 Praise Song: Praise the Lord Together	<i>DDD ESV Songs 15, track 16</i>														
Bible Truth 6 Bible Verse Song: This Is My Body Luke 22:19,20, ESV	<i>DDD ESV Songs 15, track 49</i>														
Extra Bible Truth 6 Bible Verse Song: He Took Bread Luke 22:19,20, HCSB	<i>DDD ESV Songs 15, track 50</i>														
<p>OR Bible Verse Memory Game <i>instructions found in Appendix B</i></p>	<p>Lesson 1 Game: Block Clapping Lesson 2 Game: Meet, Greet and Keep It Up Lesson 3 Game: Bean Bag Catch</p> <p><i>These activities are also included on p.10 of this lesson plan with the Response Activities.</i></p>														
<p>2. OPENING CIRCLE TIME (<i>introduce the Bible Truth and tell the related Bible story</i>)</p>															
<p>Gathering the Children <i>lyrics and sheet music, Appendix A</i></p>	<p><i>Sing verse 1 of The Classroom Song to gather the children for Circle Time.</i></p> <p>The Classroom Song, verse 1 <i>DDD ESV Songs 15, track 1</i></p> <p>Let's gather together to worship God, Let's gather together to worship God, Let's gather together to worship God, Come gather here with me!</p>														
<p>Welcome to Deep Down Detectives</p>	<p> "Welcome to Deep Down Detectives. We're so glad you've joined us! Detectives are people who look for answers to questions. In Deep Down Detectives, we look for answers to big questions about God. We dig deep down in the truths of God's Word to find them."</p>														

2. OPENING CIRCLE TIME, continued



= follow the stars for a short & simple lesson plan

<p>Deep Down Detectives Theme Song</p> <p><i>Lyrics and sheet music, Appendix A</i></p>	<p>"Let's sing our Deep Down Detectives Theme Song."</p> <p>★ Deep Down Detectives Theme Song <i>DDD ESV Songs 15, track 5</i></p> <p>We're Deep Down Detectives, diggin' deep in God's Word, For truths about God and His plans for this world, We're seeking to love Him, with all of our heart, We're Deep Down Detectives! Come on! Let's start!</p>
<p>Classroom Rules Song</p> <p><i>Lyrics and sheet music, Appendix A</i></p>	<p>There are two very important things that Deep Down Detectives do together: we worship God and we love one another. Our Classroom Rules Song reminds us how we should act. Let's sing it."</p> <p>Classroom Rules Song <i>DDD ESV Songs 15, track 6</i></p> <p>Shh, be quiet while someone is talking, Raise your hand, if you have something to say, Don't touch your friend, sitting beside you, Obey your teachers, Be kind as you play. These are our classroom rules, These are our classroom rules, They help us worship God and love one another, These are our classroom rules.</p>
<p>Opening Prayer Time</p> <p><i>Lyrics and sheet music, Appendix A</i></p>	<p>"Children, we need God's help to keep these rules. Let's ask Him to help us right now. Let's get ready and pray."</p> <p>Let's Pray <i>DDD ESV Songs 15, track 7</i></p> <p>1-2-3! Fold your hands, Bow your head, Close your eyes. Let's pray! (<i>repeat</i>)</p> <p>"Let's pray:"</p> <p>★ Opening Prayer</p> <p>Dear Lord, We're so glad to get to gather together to worship You! Please help us keep the classroom rules. Please help us to love You and learn about You today. In Jesus' name we pray. Amen.</p>

2. OPENING CIRCLE TIME, continued


★ = follow the stars for a short & simple lesson plan

Reveal the Big Question
Introduce the Big Question Box/Briefcase
lyrics and sheet music, Appendix A

“Detectives INVESTIGATE things. That means they ask questions and look for answers. Deep Down Detectives investigate big questions about God. The Big Question we are investigating today is right inside our Big Question Box/Briefcase.

The Big Question Box Song *DDD ESV Songs 15, track 8*
 We’ve got a big box,
 All closed up and locked,
 Filled with the truths of God’s Word.

 We’ve got a brief case,
 There’s no time to waste,
 Come on, kids, let’s open it up!

The Big Question under Investigation
 VISUAL take out AID

 of BQB
Big Question & Answer Sign, front side
**found in the DDD Unit 15 Visual Aids, ESV Book*

Ok, who would like to open for me and pull out the Big Question?”

Choose a child to open the box/briefcase, take out the Big Question and hand it to you, then hold up the Big Question sign for all the children to see, and say:

★ The Big Question we are investigating today is Big Question Number 15:
Why Do God’s People Go to Church?
 and the Answer is:
To Worship God and Love One Another!

Big Question Meaning

★ A church is God’s people gathering together. Some churches meet in special buildings. Some churches meet in homes. Some meet outside. No matter where they meet, when God’s people gather together, they are a church. When God’s people gather together as a church, they worship God. They worship Him for being the one, true God who is not like anyone else. They worship Him for saving them through Jesus. They sing songs and pray to God. They listen to the Bible and learn how to obey it. God’s people also gather together to love one another. They talk with each other, and take care of each other, and pray for each other. The Bible tells us that God’s people are to meet together often. It tells us that when they gather together, Jesus will be there with them in a special way. We can be God’s people when we turn away from our sins and trust in Jesus as our Savior. Then, we will gather together with God’s people to worship God and love one another, too!

Big Question Songs

Big Q & A 15 Song
lyrics and sheet music, Appendix A

★ “Let’s sing our Big Question Song:
Big Q & A 15 Song *DDD ESV Songs 15, track 12*
(adapted version of “This Is the Way We Wash Our Clothes”)
 Why do God’s people go to church?
 Go to church? Go to church?
 Why do God’s people go to church?
 To worship God and to love one another!

2. OPENING CIRCLE TIME, continued



= follow the stars for a short & simple lesson plan

<p>Learning about the Big Question</p> <p>★</p>	<p>Repeat the Big Question and Answer again: "Why Do God's People Go to Church? To Worship God and Love One Another!"</p> <p>Say: "Hmmm, I wonder what that means... Let's do our action rhyme/sing our song that explains it."</p> <p>Then do the action rhyme or sing the song using any of the optional motions suggested, if desired.</p>	
<p>Big Question Action Rhyme</p>	<p>Big Question 15 Action Rhyme</p> <p>Let's gather together to worship God. Let's gather together to worship God. That's what God's people do.</p> <p>Let's gather together to love each other. Let's gather together to love each other. That's what God's people do.</p> <p>Let's gather together to hear God's Word. Let's gather together to hear God's Word. That's what God's people do.</p> <p>Let's gather together to sing and pray. Let's gather together to sing and pray. That's what God's people do.</p>	<p>(POSSIBLE ACTIONS)</p> <p><i>Raise hands to praise God</i></p> <p><i>Hold open arms out towards others, like welcoming a hug</i></p> <p><i>Make an open Bible with the flat palms of your hands</i></p> <p><i>Make prayer hands</i></p>
<p>Big Question (Action Rhyme) Song ★</p> <p><i>lyrics and sheet music, Appendix A</i></p>	<p>Big Question 15 Action Rhyme/ Song</p> <p>Refrain: Why do God's people go to church? To worship God and love one another. Why do God's people go to church? To worship God and love one another.</p> <p>Verse 1: God's people gather to worship God. To sing His praises and pray. They listen to preaching, From God's Word, the Bible, To better love Him each day. <i>Refrain</i></p> <p>Verse 2: God's people gather to love one another, In acts of kindness and grace. They love one another, Like sisters and brothers, Helping all to live God's way. <i>Refrain</i></p>	<p><i>DDD ESV Songs 15, track 13</i></p> <p>(POSSIBLE ACTIONS)</p> <p><i>Raise hands to praise God</i></p> <p><i>Hold open arms out towards others, like welcoming a hug</i></p> <p><i>Make prayer hands</i></p> <p><i>Make an open Bible with the flat palms of your hands</i></p> <p><i>Raise hands to praise God</i></p> <p><i>Hold open arms out towards others, like welcoming a hug</i></p> <p><i>Point up to God in heaven</i></p>

2. OPENING CIRCLE TIME, continued

★ = follow the stars for a short & simple lesson plan

Learning the Bible Truth

VISUAL take out AID



of BQB

VISUAL AID

All the Bible Truths Sign

★ "To Worship God and Love One Another" is a good beginning, but there's so more to learn. So it's time for us to dig down even deeper for more answers to our Big Question about God. We're going to be learning **SIX** Bible truths that all tell us more about why God's people go to church.

Who would like to hand me the picture with our six Bible truths on it? It's in the Big Question Box/Briefcase." *Choose a child to get it and hand it to you, then hold it up and show them the pictures of the six truths they will be learning.*

Bible Truth Clue

VISUAL take out AID



of BQB

Bible Truth Clue Sign,

front side

VISUAL AID

After everyone has had a good look, say...

"Ok, we've learned five truths about why God's people go to church. They are: "By Praising God for Jesus' Win over Death," "By Learning from God's Word, the Bible," "By Caring for Each Other's Needs," "By Telling What God Has Done and Praying," and "By Baptizing People Who Trust in and Live for Jesus" (point to pictures as you identify each Bible Truth). Now let's look at our Bible Truth Clue sign and see if we can figure out which of these six truths we will be learning about today. Who would like to get it out of the Big Question Briefcase for me?"

Choose a child to open the briefcase, take out the Bible Truth Clue sign and hand it to you. Hold up the front side for the children to see. Cover up the answer, written along the bottom, and say:

"Why Do God's People Go to Church?"

To Worship God and Love One Another!

By Remembering Jesus ???? to Save Them!"

Hint

We're missing one word. Here's the hint to what the missing word is. It says: "What is the opposite of "lived?" It starts with an "D" and it rhymes with "fried"? Can you guess? It's "died." So, the Bible Truth we are learning today is:

(uncover answer from bottom of sign, show it to them and say:)

★ **"Why Do God's People Go to Church?"**

To Worship God and Love One Another!

By Remembering Jesus DIED to Save Them!"

And here is what this Bible Truth means: (read the meaning off of the back of the sign, say:)

Bible Truth Meaning

★ When God's people gather together, they remember how Jesus died to save them. They do this with a special meal called "the Lord's Supper." It's called this because Jesus shared it with His own special followers on the night before He died on the cross.

There are only two, little pieces of food eaten at the Lord's Supper: a little piece of bread and a little grape juice or wine. That's because it's not really about eating a whole, big meal. It's about remembering what Jesus did for God's people when He died on the cross. The bread stands for Jesus' body, that He offered up for the sins of God's people. He took in His body, the punishment they deserved from God for their sins. He did this so they would never have to know that punishment themselves. The grape juice or wine stands for Jesus' blood shed when He died on the cross. Blood was a part of every big, covenant promise. It reminded everyone that this promise must be kept, no matter what. Jesus said the juice/wine was to remind God's people of His blood given to make a new covenant/forever promise with God. It meant that no matter what, His payment for their sins was enough. They would always be forgiven. They would always be God's people, having special closeness with Him now. And one day, living with Him forever.

When God's people take the Lord's Supper, it is a very special time. People are usually very quiet. Many think about the ways they have disobeyed God and ask for His forgiveness. Many thank God for sending Jesus to save them. Jesus told God's people that they were to keep on celebrating this special meal until He comes back at the end of time. Only God's people who repent of their sins, trust in Jesus as their Savior, and are baptized should take the Lord's Supper. We can become God's people, too, when we repent of our sins and trust in Jesus as our Savior.

2. OPENING CIRCLE TIME, continued

★ = follow the stars for a short & simple lesson plan

<p>Learning the Bible Verse</p> <p>The Bible Chant Song</p> <p><i>lyrics and sheet music, Appendix A</i></p>	<p>"And how do I know this is true? God tells me so in His special book, the Bible."</p> <p><i>Say or sing the Bible Chant Song.</i></p> <p>The Bible Chant Song <i>DDD ESV Songs 15, track 9</i></p> <p>The Bible, the Bible, Let's get out the Bible. Let's hear what God has to say. The Bible, the Bible, God's given us the Bible. It's His Word for us to learn and obey! Yay!</p>
<p>Bible Verse</p> <p><i>DDD 15.6 Bible Verse-front side (in the DDD Bible folder)</i></p> <p>VISUAL AID <i>Place verse in take out</i></p> <div style="display: flex; align-items: center;"> <div style="border: 1px solid black; padding: 2px; margin-right: 5px;">#4</div> <div style="border: 1px solid black; padding: 2px; margin-right: 5px;">DDD Bible Folder</div> <div style="border: 1px solid black; padding: 2px; margin-right: 5px;">? Big Question Briefcase ?</div> </div> <p><i>of BQB</i></p> <p><i>DDD Bible Folder</i></p> <p><i>*found in the DDD Unit 15 Visual Aids, ESV Book</i></p>	<p>"Who would like to get our Bible folder out of the Big Question Briefcase for me?"</p> <p><i>Choose a child to open the briefcase, take out the "Bible" folder and hand it to you. Remove the Bible Verse Picture from the "Bible" folder and hold it up for all the children to see, then say:</i></p> <p>Luke 22:19,20 tells us:</p> <p>★ Luke 22:19,20, ESV</p> <p>"This is my body, which is given for you. Do this in remembrance of me." And likewise the cup after they had eaten, saying, "This cup that is poured out for you is the new covenant in my blood."</p> <p>Learn a Little: "This is my body, which is given for you. Do this in remembrance of me."</p>
<p>Bible Verse Meaning</p>	<p>★ What does that mean?</p> <p>When God's people gather together at church, they remember how Jesus died on the cross to save them. They remember that He let His body be hurt and His blood be spilled out as He suffered and died for their sins. How do they do this? The way Jesus told His disciples to: with a special little meal of bread and wine or grape juice. The bread is eaten as a way to remember how His body for broken on the cross for their sins. The wine or grape juice is drunk as a way to remember that it was His blood that paid for their sins so they could be forgiven by God. God's people have this special meal often, just like Jesus told them to. How thankful they are for Jesus and all He did for them!</p> <p>We can become God's people when we turn away from our sins and trust in Jesus as our Savior.</p>

2. OPENING CIRCLE TIME, continued



= follow the stars for a short & simple lesson plan

**Bible Verse
Song**

*lyrics and sheet music,
Appendix A*

You might also enjoy:

*He Took Bread
Luke 22:19,20, HCSB
DDD ESV Songs 15, track 50*

We've said our Bible verse, now let's sing it!

This Is My Body: Luke 22:19,20


DDD ESV Songs 15, track 49

This is my body, given for you,
This is my blood, which is poured out for you.
Do this, do this in remembrance of me,
Do this in remembrance of me.
Luke Twenty-two, nineteen and twenty.

2. OPENING CIRCLE TIME, continued



= follow the stars for a short & simple lesson plan

<p>Getting into the Case</p>	<p>"Now it's time to do a bit more deep down investigating. Let's see what Detective Dan wants us to help him figure out. Would someone like to get it out for me?"</p>
<p>Listening Assignments</p> <p>Place in  take out  of BQB</p>	<p>NOTE: Listening assignments are most suitable for ages 3+. Skip straight to the Bible story (see bottom of this page), if working with 2 year olds.</p> <p>"Let's open up our listening assignment and see what we are supposed to figure out today.</p> <p>Choose a child to take out the Listening Assignment (from the DDD Bible Folder) and hand it to you. Read Detective Dan's letter to the children that includes the listening assignment. The listening assignments are summarized below:</p>
<p>VISUAL AID</p> <p></p> <p>DDD Unit 15 Visual Aids, ESV</p>	<p>Detective Dan's Lesson #1 Listening Assignment:</p> <p>I need to know:</p> <ol style="list-style-type: none"> 1. What rescue did Jesus and his disciples remember on the night before Jesus died? 2. What even bigger rescue do Jesus is followers remember now?
<p>VISUAL AID</p> <p></p> <p>DDD Unit 15 Visual Aids, ESV</p>	<p>Detective Dan's Lesson #2 Listening Assignment:</p> <p>Our Bible Verse is Luke 22:19,20, ESV</p> <p>"This is my body, which is given for you. Do this in remembrance of me." And likewise the cup after they had eaten, saying, "This cup that is poured out for you is the new covenant in my blood."</p> <p>I need to know:</p> <ol style="list-style-type: none"> 1. Who gave His body and blood to save God's people from their sins? 2. What special meal do God's people eat to remember what He did?
<p>VISUAL AID</p> <p></p> <p>*Listening Assignment #3 includes the Assignment Sheet, plus 6 clue pictures*</p> <p>DDD Unit 15 Visual Aids, ESV</p>	<p>Detective Dan's Lesson #3 Listening Assignment:</p> <p>I found six clues, but two of them are NOT in the story. They are: a lamb, a book, Pharaoh, the king of Egypt, the cross, a little meal, and a life preserver.</p> <p>Hold each of them up for the children to see as you identify them.</p> <p>I need to know:</p> <ol style="list-style-type: none"> 1. Which four belong in the story and which two don't? 2. What do God's people thank Jesus for as they take eat the bread and the wine during the Lord's Supper? What day do they look forward to as they eat it?
<p>Tell the Bible Story</p> <p>Place story & pics in  take out  of BQB</p> <p>DDD Unit 15 Visual Aids, ESV</p> <p>Story text included in this book right after this lesson plan and in Visual Aids book</p>	<p>★ Then say, "Ok, Deep Down Detectives! Put on your best listening ears and see if you can hear the answers to Detective Dan's questions. When I finish telling the story, we will see if we can answer all the questions."</p> <p>★ Bible Story: The Case of the Remembered Rescue Exodus 12; Luke 22: Isaiah 25:7-9</p> <p>Read the Bible Truth story, putting up the storyboard pictures as you tell it. Then, have the children answer the listening assignment. Present the gospel and lead in prayer.</p> <p>*Answers to questions; the gospel; and, ACTS prayer are included with the story text.*</p>

2. OPENING CIRCLE TIME, continued

 = follow the stars for a short & simple lesson plan

Story Response Song(s)

As attention span and time allow, you might want to end with one of the following songs which also tie in with the unit. If desired, use the Music and Movement activity ideas while singing, listed with the Response Activities.

Hymn
lyrics and sheet music, Appendix A

Brethren, We Have Met to Worship DDD ESV Songs 15, track 15

Verse 1
Brethren, we have met to worship,
And adore the Lord, our God.
Will you pray with all your power,
While we try to preach the Word?

Tie-in: "Why do God's people go to church? To worship God and love one another! Do you know what brethren are? It's a big word that means "brothers and sisters." God's people are like brothers and sisters in a family...God's family. They meet to worship God and pray and listen to the pastor preach God's Word. They meet together to love one another and care for each other's needs. When they meet together they do things to love one another. And this is why you and I, your parents and all the other people are here at church today!"

Praise Song
lyrics and sheet music, Appendix A


Praise Song: Praise the Lord Together DDD ESV Songs 15, track 16

Praise the Lord together saying:
"Hallelujah, Hallelujah, Hallelujah!"
Praise the Lord together saying:
"Hallelujah, Hallelujah, Hallelujah!" *repeat*

Tie-in: "Why do God's people go to church? To worship God and love one another! God's people meet together to worship God and love one another. They praise God together, they listen to God's Word together and they love each other. Let's sing a song about meeting together to worship God and love one another."

3. TAKING ACTION: Response Activities *(choose from among these activities)*

Transition to Activities

 Well, Deep Down Detectives, you've done a great job diggin' deep down for answers in the truths of God's Word. Now it's time to enjoy some activities."

Tell children what activity/s you are providing for them: either free play or some of the response activities listed below. When you are ready to dismiss them, use this song to help the children transition in an orderly fashion to their next activity.






Classroom Song, verse 2
lyrics and sheet music, Appendix A

"Children, let's sing our Time to Play Song. When we are finished you may get up and walk over to our next activity."

Classroom Song, verse 2 DDD ESV Songs 15, track 2
We've gathered together to worship God,
We've gathered together to worship God,
And now it's time to play.

Dismiss the children to whatever activities you have prepared for them to do.


3. TAKING ACTION: Response Activities (choose from among these activities) ★ = short & simple lesson plan

<p>Response Activities</p>	<p>Choose one or more activities appropriate for your children, based on classroom time and developmental needs. Add the Discussion Sheet to any activity for deeper learning. ★</p>
<p>Bible Verse Memory Game</p> <p><i>game directions, Appendix B</i></p>	<p>Though listed with the opening activities, you may choose to use this Bible verse game here instead (or as a repeat).</p> <ul style="list-style-type: none"> • Lesson 1 Game: Block Clapping • Lesson 2 Game: Meet, Greet and Keep It Up • Lesson 3 Game: Bean Bag Catch <p>Use the Discussion Sheet with this activity for even deeper learning ★</p>  <p>Discussion Questions</p>
<p>Music, Movement & Memory Activity</p> <p><i>game directions, Appendix B</i></p>	<p>A music activity that uses the songs from the Bible Truth and Big Question unit.</p> <ul style="list-style-type: none"> • DDD Songs for this Bible Truth, plus: • Lesson 1 Activity: Thumping Drums • Lesson 2 Activity: Say, Spring Up and Shout • Lesson 3 Activity: Freeze Frame <p>Use the Discussion Sheet with this activity for even deeper learning ★</p>  <p>Discussion Questions</p>
<p>Bible Story Review Game</p> <p><i>game directions, Appendix B</i></p>	<p>A game that uses the storyboard pictures from the story to review the story.</p> <ul style="list-style-type: none"> • Lesson 1 Game: Take Me through the Tunnel • Lesson 2 Game: Missing in Action • Lesson 3 Game: Treasure Hunt <p>Use the Discussion Sheet with this activity for even deeper learning ★</p>  <p>Discussion Questions</p>
<p>Coloring Pages/ Take Home Sheets</p> <p><i>in Appendix C</i></p> <p>★</p>	<p>A coloring page related to the lesson assignment question is provided for each lesson. On the back of each are the key concepts, a few questions and a song for parents to use with their children.</p> <p>NOTE: Upgrade your coloring sheet to a more interesting craft by offering simple embellishments, such as jiggly eyes, craft sand, glitter, glitter glue, colored paper dots (made with a hole punch), fabric scraps, etc. Make cut-to-size glued-on clothes, hair, etc for characters by using a copy of the coloring sheet, cutting out the selected portions and making them the patterns for whatever you want to cut out of fabric, paper, foil, etc.</p> <ul style="list-style-type: none"> • Lesson 1 Coloring Sheet Emphasis: Bible Truth • Lesson 2 Coloring Sheet Emphasis: Bible Verse • Lesson 3 Coloring Sheet Emphasis: ACTS Prayer <p>Use the Discussion Sheet with this activity for even deeper learning ★</p>  <p>Discussion Questions</p>
<p>Extra Crafts: Big Question Craft</p> <p><i>in Appendix C</i></p> <p>Bible Verse Craft</p> <p><i>in Appendix C</i></p> <p>Bible Story Puzzle</p> <p><i>in Appendix C</i></p>	<p>These crafts are slightly more complex than the coloring/take home sheets:</p> <p>The Bible Concept Go-and-Tell Craft is a craft that summarizes the Bible concept and includes the Bible verse is included for those desiring more than a coloring sheet. This more complex craft will involve gluing, sticking, etc. Can be used at any time.</p> <p>The Bible Story Coloring Sheet provides a tie in between the Bible story and the Bible truth they are learning.</p> <p>The Storyboard Picture Placement Page has been made into a puzzle that can be cut out and re-assembled by the children. This provides a nice summary of the story.</p> <p>Use the Discussion Sheet with these activities for even deeper learning ★</p>  <p>Discussion Questions</p>
<p>Free Play Activities</p> <p><i>ideas in Appendix D</i></p>	<p>Offer your own or some of the easy-to-make, free play activities suggested in Appendix D.</p>

Lesson Plan: Big Question 15, Bible Truth

use with all THREE lessons

4. CLOSING CIRCLE TIME *(End-of-session activities for the last 5-10 minutes of class time)*

 = short & simple lesson plan

<p>Transition to Closing Circle</p> <p>Classroom Song, verse 3</p> <p><i>lyrics and sheet music, Appendix A</i></p>	<p><i>Use this song to help the children transition in an orderly fashion. Start singing this song and ask the children to gather with you for Closing Circle Time.</i></p> <p>Classroom Song, verse 3 <i>DDD ESV Songs 15, track 3</i></p> <p>It's time to get ready to go and tell, It's time to get ready to go and tell, Come gather here with me.</p>
<p>Closing Circle Time</p> <p>Classroom Song, verse 4</p> <p><i>lyrics and sheet music, Appendix A</i></p>	<p><i>When children are settled in the circle, say:</i></p> <p>"It's almost time for your parents to come pick you up. And do you know what that means? It means.... (draw this out to build anticipation and excitement)...that it's almost time to go home and....it's almost time to...Go and Tell! We have learned some big news about God today. God wants us to take and tell it to the whole world!"</p> <p>Classroom Song, verse 4 <i>DDD ESV Songs 15, track 4</i></p> <p>So what's our big news to go and tell, So what's our big news to go and tell, Can you tell me now?</p>
<p>Big News to Tell</p> <p>Big Question 15</p> <p><i>VISUAL AID</i></p> <p>#1</p> <p><i>*found in the DDD Unit 15 Visual Aids, ESV Book lyrics and sheet music, Appendix A</i></p> <p>Big Question 15, Bible Truth 6</p> <p><i>VISUAL AID</i></p> <p>#3</p>	<p>"Let's see....there's so much big news to tell! There's so much we've learned!</p> <p>First of all, can you tell me the answer to our Big Question: "Why Do God's People Go to Church?" <i>Hold up the Bible Truth Clue Picture.</i></p> <p>Say the answer with me: "To Worship God and Love One Another!"</p> <p><i>(If desired, you can sing one/both of the Big Question songs.)</i> <i>DDD ESV Songs 15, tracks 12,13</i></p> <p>And what's one way He does this? What did we learn? <i>Point to the picture.</i></p> <p>By Remembering Jesus Died to Save Them!</p> <p>"And how do I know this is true? Can you tell me? Say it with me: "The Bible tells me so!" That's right!</p>
<p>Big Question 15, Bible Truth 6 Bible Verse</p> <p><i>VISUAL AID</i></p> <p>#4</p> <p><i>*found in the DDD Unit 15 Visual Aids, ESV Book lyrics and sheet music, Appendix A</i></p>	<p>We learned: Luke 22:19,20, ESV</p> <p>"This is my body, which is given for you. Do this in remembrance of me." And likewise the cup after they had eaten, saying, "This cup that is poured out for you is the new covenant in my blood."</p> <p>Learn a Little: "This is my body, which is given for you. Do this in remembrance of me."</p> <p>What does that mean?</p> <p>When God's people gather together at church, they remember how Jesus died on the cross to save them. They remember that He let His body be hurt and His blood be spilled out as He suffered and died for their sins. How do they do this? The way Jesus told His disciples to: with a special little meal of bread and wine or grape juice. The bread is eaten as a way to remember how His body for broken on the cross for their sins. The wine or grape juice is drunk as a way to remember that it was His blood that paid for their sins so they could be forgiven by God. God's people have this special meal often, just like Jesus told them to. How thankful they are for Jesus and all He did for them! We can become God's people when we turn away from our sins and trust in Jesus as our Savior.</p> <p><i>(If desired, you can sing the Bible verse song.)</i> <i>DDD ESV Songs 15, track 49</i></p>

4. CLOSING CIRCLE TIME, continued

<p>Closing ACTS Prayer Time</p> <p>ACTS Prayer Chant</p> <p><i>lyrics and sheet music, Appendix A</i></p>	<p><i>Let's ask God to help us to remember this and even tell others this good news. Let's get ready and pray our ACTS prayer.</i></p> <p><i>And what does ACTS mean? Let's sing/say our ACTS Prayer Chant!</i></p> <p>ACTS Prayer Chant Song <i>DDDESV Songs 15, tracks 10,11</i></p> <p>A, Adoration, God, we praise You! C, Confession, Forgive us our sins. T, Thanksgiving, Thank You for Jesus, S, Supplication, Help us to live like Him.</p> <p style="text-align: right;">That's the ACTS prayer, my friend, Bow your head, Close your eyes, Shhh, Let's begin.</p>
<p>Closing ACTS Prayer</p>	<p>"Let's pray!"</p> <p><i>Lead the children in the ACTS prayer for this Bible Truth.</i></p> <p>A We praise You, God, for being the Savior of Your people, the Church.</p> <p>C God, this special meal reminds us of what Jesus did to save sinners like us. We know that we have all chosen to live life our own way. We have all chosen not to love You or obey Your good ways. We need a Savior! You are our only hope.</p> <p>T God, thank You for sending Jesus to be our Savior. Thank You for His body, given to pay for the sins of all who trust in Him as their Savior. Thank You for His blood, given as the promise that those who turn away from their sins and trust in Jesus are Your people forever.</p> <p>S God, work in our hearts. Help us to turn away from our sins and trust in Jesus as our Savior. Make us Your people. Use this special meal to remind us of what Jesus has done. In Jesus' name we pray, Amen.</p>
<p>5. TAKING IT HOME <i>(Take Home Sheet)</i></p>	
<p>Clean up and Dismissal</p>	<p>"Now it's time to work together and clean up." <i>Have the children join you in cleaning up the room.</i></p>
<p>Coloring Pages/ Take Home Sheets</p> <p><i>in Appendix C</i></p>	<p><i>Give out the craft/take home sheet and any other papers from the session, as you dismiss children from class.</i></p> <p><i>(Reminder: The back side of the coloring page is the take home sheet for each lesson.)</i></p>
<p>Bible Story to Take-Home</p> <p><i>in Appendix C</i></p>	<p>You may also want to include a copy of the story along with the take home sheet. (However, each coloring sheet/take home sheet includes a note to parents telling where they can download the story from the Parent Resources section on the website.</p>

Bible Story for Big Question 15, Bible Truth 6 use with all THREE lessonsPlace
story in

take out

P.1

The Case of the The Case of the Remembered Rescue*Exodus 12; Luke 22; Isaiah 25:6-9***Story-telling Tips**

Ahead of time:

1. Read the Bible verses and story. Pray!
2. Choose story action cues and prepare storyboard figures/Story Scenes, if using. (In Visual Aids book)
3. Practice telling story with the storyboard figures/Story Scenes, timing your presentation. Shorten, if necessary.

During your presentation:

1. Maintain as much eye contact as possible as you tell the story.
2. Put up storyboard figures/add story action cues/hold up Story Scenes as you tell the story. Allow the children to help you put them on the board, if desired.
3. Include the children in your story with a few questions about what they think will happen or words/concepts that might be new to them.
4. Watch the kids for signs that their attention span has been reached. Shorten, if necessary.

INTRODUCTION/ LISTENING ASSIGNMENTS

“Our story is called: The Case of the Remembered Rescue. Here is your listening assignment.” Read from Detective Dan’s Listening Assignment signs, but questions are summarized below:

Detective Dan’s Lesson #1 Listening Assignment:

I need to know:

1. **What rescue did Jesus and his disciples remember on the night before Jesus died?**
2. **What even bigger rescue do Jesus is followers remember now?**

Detective Dan’s Lesson #2 Listening Assignment:**Our Bible Verse is Luke 22:19,20, ESV**

“This is my body, which is given for you. Do this in remembrance of me.” And likewise the cup after they had eaten, saying, “This cup that is poured out for you is the new covenant in my blood.”

I need to know:

1. **Who gave His body and blood to save God’s people from their sins?**
2. **What special meal do God’s people eat to remember what He did?**

Detective Dan’s Lesson #3 Listening Assignment:I found six clues, but two of them are **NOT** in the story.

They are: a lamb, a book, Pharaoh, the king of Egypt, the cross, a little meal, and a life preserver.

Hold each of them up for the children to see as you identify them.

I need to know:

1. **Which four belong in the story and which two don’t?**
2. **What do God’s people thank Jesus for as they take eat the bread and the wine during the Lord’s Supper? What day do they look forward to as they eat it?**

Read the assignment questions, THEN SAY,

“Ok, Deep Down Detectives! Put on your best listening ears and see if you can hear the answers to Detective Dan’s questions. When I finish telling the story, we will see if we can answer all the questions.”

Read the Bible Truth story, answer questions, present the gospel and lead in prayer.

Answers to questions; the gospel; and, ACTS prayer are included with the story text.

The Case of the The Case of the Remembered Rescue *Exodus 12; Luke 22; Isaiah 25:6-9*

Story with lines separating paragraphs (text in bold, optional interaction cues in italics)

Every year, the people of Israel gathered together to remember how God rescued them from their strong enemies, the Egyptians. The Egyptians had made the people of Israel their slaves. They were so mean to them! They made the people of Israel work terribly hard and didn't pay them. They hurt them when they didn't work hard enough, and they planned to never let them go.

The people of Israel cried out to God, "Help us, help us! Save us from these strong enemies!" Would the LORD hear them? Would He help them?

What do you think?

Yes, He would! The LORD heard them, and He sent Moses to help them. Through Moses, the LORD did many amazing things to show the Egyptians that He was the one, true God. The LORD would make the Egyptians free the people of Israel.

On the night before the people of Israel were to be freed, the LORD gave them special instructions through Moses: "I'm going to send a terrible punishment into Egypt tonight," says the LORD. "After this terrible punishment, the Egyptians will free you."

"But there is something you must do, if the terrible punishment is not to come upon you, too," the LORD told them. "Each family must take the blood of a lamb and put it along the top and sides of the door to your home," the LORD said. "If you do this, I promise the terrible punishment will pass over you and you will be saved. Only your enemies, the Egyptians, will be punished," the LORD told them through Moses.

"After the terrible punishment comes to the Egyptians, it will be time for you to go," the LORD said. "Hurry, get everything ready now. You'll be leaving early in the morning. Don't even wait for your bread to get puffy and rise. There's no time. Bake it and eat it flat, so you'll be ready to go," they were told. "Tonight, is your last night in Egypt," the LORD said. "Celebrate! Eat the lamb whose blood you put on your doors and eat the flat bread at dinner tonight. Do this to remember what I'm doing for you."

Their last night in Egypt!? Could this really be true? The king of Egypt had promised to let them go before, but changed his mind every time. Would the king really let them go now? Would the people of Israel believe the LORD's promise and obey Him?

What do you think?

Yes, they would! The people of Israel did everything the LORD told them to do. They put lamb's blood on the tops and sides of their doors. They packed up their things. They didn't wait for their bread to get puffy, like they usually did, but baked it flat. And that night, they ate the lamb and the flat bread to remember what the LORD was doing for them.

Late that night, the terrible punishment came, just as the LORD said. It came upon every single Egyptian family, because there was no lamb's blood around their doors. But the punishment passed over the people of Israel. The LORD had kept His promise and spared them this punishment, thanks to the blood of the lamb.

Story with lines separating paragraphs (text in bold, optional interaction cues in italics)

"Boo Hoo! Boo Hoo!" cried the Egyptians. **"How terrible is the LORD's punishment on us! We don't want the people of Israel to stay here and work for us anymore! Go away, people of Israel! Leave our country!"** they exclaimed.

"Yay! Yay!" shouted the people of Israel. **"Praise the LORD! He has freed us!"** They gathered up their belongings and walked out of Egypt. They were so glad to be leaving their enemies!

What a great day this was for the people of Israel. The LORD had rescued them with such powerful signs and wonders. **"Remember this Passover night! Remember this day when I rescued you and freed you from your enemies!"** the LORD told the people through Moses.

"Once a year, I want you to eat a special meal to remember," He told them. **"Drink red wine (juice of grapes) and remember how My punishment passed over you. I kept the promise I made to you through the lamb's blood,"** the LORD said. **"Eat flat bread and remember how quickly you had to leave when I freed you from the Egyptians. Celebrate the Passover every year, so you won't forget the great things I did to save you from your enemies,"** the LORD told them.

So, for hundreds of years, all the way down to Jesus' day, the people of Israel kept on remembering the Passover with the special, red wine (juice from grapes) and the very flat bread. They had so much to celebrate! After all, what greater enemy than the Egyptians would they ever face? And, what greater punishment would they need to be rescued from than the terrible punishment the Egyptians received that Passover night?

What do you think? Could there be a greater enemy or a greater thing the LORD could do for His people?

Well, the truth is, there WAS a greater enemy, and a bigger punishment they needed to be rescued from. The enemy was sin. And the punishment was death —being separated from God and all His goodness forever. And this enemy and this punishment weren't just trouble for the people of Egypt or the people of Israel. These were trouble for the whole world. For you see, we all are sinners who have disobeyed God and we all deserve the LORD's punishment for our sins.

Yes, the sin in our hearts is a far stronger enemy than those Egyptians ever were! But who could rescue people from this kind of enemy? Who could save us from God's punishment? Would the blood of an ordinary lamb be enough, like it was for the Passover?

What do you think?

No, the blood of that kind of lamb would never be enough! But there WAS blood that WAS enough. The blood of God's perfect Son. Do you know His name?

Can you tell me?

It's Jesus!

John the Baptist gave Jesus a special nickname: the Lamb of God. John knew Jesus had come to save God's people. Jesus would live a perfect life, then give it as the full payment for the sins of God's people. Jesus would take away their sins by taking their punishment. Oh, how God loves His people, that He would give His only Son do to this!

Jesus told His disciples He would die for God's people, but they didn't understand. At last, came the night when Jesus would be led away to die. It was the Passover, so He and His disciples gathered together to eat the special meal and remember how God rescued the people of Israel from the Egyptians. Only this time, Jesus used the wine and the flat bread to tell about the even GREATER rescue God was about to do for ALL of God's people.

Story with lines separating paragraphs (text in bold, optional interaction cues in italics)

Jesus took the flat bread, and said, "This Passover flat bread helped you remember God's rescue of Israel long ago. Now, eat it to remember something new," Jesus told His disciples. "This is My body broken for you. Tomorrow, I will give My body as the perfect sacrifice for you and all of God's people when I suffer and die on the cross. Take it and eat it; and, remember Me when you do!"

Then, Jesus picked up the cup of red wine, and said, "This Passover wine helped you remember the lamb's blood God used, so His punishment would pass over Israel. Now, drink it to remember something new," Jesus told them. "This is My blood poured out for you. Tomorrow, I will pay for the sins of God's people with My blood when I die on the cross," Jesus said. "Take it and drink it; and, remember Me when you do."

"Because of Me, God is making a new, big covenant promise with His people. They will be forgiven their sins forever. And on the Last Day, when God gives out His punishment for sins, He will pass over His people --all those who have turned away from disobeying God and have trusted in Me as their Savior. They won't be punished because I will have already taken God's punishment for them on the cross," Jesus explained.

"After I'm gone, eat this little meal when you gather together with God's people. Use it to remember what I've done for you. Keep on eating it regularly until the day I come back as King, and put an end to sin and death forever," Jesus told them.

The disciples were sad and surprised by Jesus' words. Would He really die as He said He would?

What do you think?

Yes, He would!

Would! Later that night, soldiers came and took Jesus away. The next day, Jesus was nailed to a cross; and there, He suffered and died for the sins of God's people, just as He said He would. He was buried in a cave-grave by friends.

But Jesus wouldn't stay there! On Day One, Two, Three, Jesus rose from the dead. Jesus had really paid for the sins of God's people. He had beaten sin and death for them!

Jesus' disciples were so happy! They spread the wonderful news to everyone: "Come, repent and believe in Jesus. Because of Him, your sins can be forgiven, and you can become God's people!" they exclaimed.

And as they told the good news of Jesus, many people turned away from their sins and trusted in Jesus as their Savior. God was growing His Church! The believers gathered together to worship God and love one another. And when they gathered, they ate the special meal of flat bread and red wine. They called it "the Lord's Supper"; and through it, they remembered how Jesus gave His life that God's punishment would pass over them.

Even today, God's people still gather together to worship God and love one another. And they STILL take the Lord's Supper together. They eat the flat bread and drink the red wine (or grape juice) and remember what Jesus did for them when He suffered and died on the cross. And they will keep on eating and drinking this special meal until Jesus comes back when His plans for this world are finished.

Then, at last, this meal will never be eaten again. Instead, God's people will have a NEW meal, called the Wedding Feast of the Lamb. The food will be the best food anyone has ever tasted! The drink will be rich and delicious, too. And it will be the biggest and best party EVER, to celebrate the best day EVER: the day when God's people will be joined with Jesus, all together, face-to-face, forever! Sin, sadness, and death will be gone. Sin, sadness, and death will be gone. And God's people will go on enjoying the Perfect Wonderfulness of God forever. Forever happy. Forever together. Forever praising God.

Cracking the Case: (story wrap-up for Listening Assignments)

It's time to see how we did with our Listening Assignment.

Detective Dan's Lesson #1 Listening Assignment:

I need to know:

- 1. What rescue did Jesus and his disciples remember on the night before Jesus died?** How God rescued the people of Israel from being slaves in Egypt.
- 2. What even bigger rescue did Jesus give them to remember from that night on?** How He would rescue God's people from their sins when He suffered and died on the cross in their place.

For You and Me:

Even today God's people continue to remember how Jesus saved them from their sins when He died on the cross for them. Even today, they still eat the special little meal He first ate with His disciples on the night before He died. If we turn away from our sins and trust in Jesus is our Savior, then one day we will also get to share in this special meal and remember what Jesus did for us on the cross. Ask God to help you do this. He loves to answer this prayer!

Detective Dan's Lesson #2 Listening Assignment:**Our Bible Verse is Luke 22:19,20, ESV**

"This is my body, which is given for you. Do this in remembrance of me." And likewise the cup after they had eaten, saying, "This cup that is poured out for you is the new covenant in my blood."

I need to know:

- 1. Who gave His body and blood to save God's people from their sins?** Jesus did, when He suffered and died on the cross.
- 2. What special meal do God's people eat to remember what He did?** The Lord's Supper—a little meal of bread and grape juice/wine.

For You and Me:

Even today God's people continue to remember how Jesus saved them from their sins when He died on the cross for them. Even today, they still eat the special little meal He first ate with His disciples on the night before He died. If we turn away from our sins and trust in Jesus is our Savior, then one day we will also get to share in this special meal and remember what Jesus did for us on the cross. Ask God to help you do this. He loves to answer this prayer!

Detective Dan's Lesson #3 Listening Assignment:

I found six clues, but two of them are **NOT** in the story. They were: a lamb, a book, Pharaoh, the king of Egypt, the cross, a little meal, and a life preserver. *Hold each of them up for the children to see as you identify them.*

I need to know:

- 1. Which four belong in the story and which two don't?** The lamb, Pharaoh, the cross and the little meal belong. The book and the life preserver do not.
- 2. What do God's people thank Jesus for as they take eat the bread and the wine during the Lord's Supper? What day do they look forward to as they eat it?** They thank Jesus for suffering and dying in their place, so that they could be forgiven of their sins and could become God's people. They look forward to the day when Jesus will come back and bring an end to sin and death forever. Then, they will live with Him, happy forever. What a celebration that will be!

For You and Me:

Even today God's people continue to remember how Jesus saved them from their sins when He died on the cross for them. Even today, they still eat the special little meal He first ate with His disciples on the night before He died. If we turn away from our sins and trust in Jesus is our Savior, then one day we will also get to share in this special meal and remember what Jesus did for us on the cross. Ask God to help you do this. He loves to answer this prayer!

The Gospel (story wrap-up if NOT using Listening Assignments)**Our Bible Truth is:**

**Why Do God's People Go to Church?
To Worship God and Love One Another...
By Remembering Jesus Died to Save Them!**

Why do God's people go to church? To worship God and love one another... by remembering Jesus died to save them!

Jesus told His people to take the Lord's Supper (that's what we call this special meal) to keep remembering how He gave up His body to save them. As they eat the little piece of bread and drink the juice/wine, they are grateful to God helping them turn away from their sins and trust in Jesus as their Savior. They are grateful that Jesus would die to pay for their sins.

One day, if you turn away from your sins and trust in Jesus as your Savior, you will join God's people in remembering how Jesus died to save you by eating this special meal. What a great day that will be!

Close in prayer.

Closing ACTS Prayer

- A** We praise You, God, for being the Savior of Your people, the Church.
- C** God, this special meal reminds us of what Jesus did to save sinners like us. We know that we have all chosen to live life our own way. We have all chosen not to love You or obey Your good ways. We need a Savior! You are our only hope.
- T** God, thank You for sending Jesus to be our Savior. Thank You for His body, given to pay for the sins of all who trust in Him as their Savior. Thank You for His blood, given as the promise that those who turn away from their sins and trust in Jesus are Your people forever.
- S** God, work in our hearts. Help us to turn away from our sins and trust in Jesus as our Savior. Make us Your people. Use this special meal to remind us of what Jesus has done.

In Jesus' name we pray, Amen.

Go to Lesson Plan, p.9 for the script to the rest of the lesson.

Deep Down Discussion Sheet

use with all THREE lessons

Use with all response activities for deeper learning



P.1

Questions to aid discussion of the key concepts and for use in games

Be familiar with these questions and answers. Look for opportunities to ask questions and discuss their answers, such as while the children work on their coloring pages, as part of their response games, or during play time. Remember: your goal isn't to ask all these questions or only talk to the children about these things. It's to be deliberate in having good conversations with them, however much or little you have.

<p>BIG QUESTION</p>	<p>Why Do God's People Go to Church? To Worship God and Love One Another!</p>
<p>Meaning</p>	<p>A church is God's people gathering together. Some churches meet in special buildings. Some churches meet in homes. Some meet outside. No matter where they meet, when God's people gather together, they are a church. When God's people gather together as a church, they worship God. They worship Him for being the one, true God who is not like anyone else. They worship Him for saving them through Jesus. They sing songs and pray to God. They listen to the Bible and learn how to obey it. God's people also gather together to love one another. They talk with each other, and take care of each other, and pray for each other. The Bible tells us that God's people are to meet together often. It tells us that when they gather together, Jesus will be there with them in a special way. We can be God's people when we turn away from our sins and trust in Jesus as our Savior. Then, we will gather together with God's people to worship God and love one another, too!</p>
<p>Discussion Questions</p>	<ol style="list-style-type: none"> 1. Why do God's people go to church? <i>To worship God and love one another.</i> 2. What is the name of God's people meeting together? <i>A church.</i> 3. Where do churches meet? <i>Sometimes in buildings, sometimes in homes, sometimes outside.</i> 4. Who do God's people worship when they meet together? <i>God.</i> 5. What kinds of things do they worship about God? <i>He is the one, true God. He is their Savior.</i> 6. What kinds of things do they do when they meet together? <i>Sing and pray; listen to the Bible and learn how to obey it; love each other.</i> 7. Who promises to be with God's people in a special way when they gather together? <i>Jesus.</i>
<p><i>choose a few</i></p>	
<p>BIBLE TRUTH</p>	<p>To Worship God and Love One Another... By Remembering Jesus Died to Save Them! When God's people gather together, they remember how Jesus died to save them. They do this with a special meal called "the Lord's Supper." It's called this because Jesus shared it with His own special followers on the night before He died on the cross.</p>
<p>Meaning</p>	<p>There are only two, little pieces of food eaten at the Lord's Supper: a little piece of bread and a little grape juice or wine. That's because it's not really about eating a whole, big meal. It's about remembering what Jesus did for God's people when He died on the cross. The bread stands for Jesus' body, that He offered up for the sins of God's people. He took in His body, the punishment they deserved from God for their sins. He did this so they would never have to know that punishment themselves. The grape juice or wine stands for Jesus' blood shed when He died on the cross. Blood was a part of every big, covenant promise. It reminded everyone that this promise must be kept, no matter what. Jesus said the juice/wine was to remind God's people of His blood given to make a new covenant/forever promise with God. It meant that no matter what, His payment for their sins was enough. They would always be forgiven. They would always be God's people, having special closeness with Him now. And one day, living with Him forever.</p>
<p>Discussion Questions</p>	<p>When God's people take the Lord's Supper, it is a very special time. People are usually very quiet. Many think about the ways they have disobeyed God and ask for His forgiveness. Many thank God for sending Jesus to save them. Jesus told God's people that they were to keep on celebrating this special meal until He comes back at the end of time. Only God's people who repent of their sins, trust in Jesus as their Savior, and are baptized should take the Lord's Supper. We can become God's people, too, when we repent of our sins and trust in Jesus as our Savior.</p> <ol style="list-style-type: none"> 1. What is the name of the special meal God's people take to remember Jesus' death? <i>The Lord's Supper.</i> 2. Why is the Lord's Supper called that? <i>Because it was the special meal that Jesus ate with His special followers right before He died.</i> 3. What does the little piece of bread stand for? <i>Jesus' body given for His people on the cross.</i> 4. What does the little bit of juice/wine stand for? <i>Jesus' blood poured out to make the forever promise with God to save them.</i> 5. What do God's people think about when they take the Lord's Supper? <i>How they have disobeyed God. How thankful they are that Jesus died to save them.</i> 6. How long did Jesus tell God's people to take the Lord's Supper? <i>Until He comes back.</i> 7. Who is to take the Lord's Supper? <i>God's people when they gather together as a church. Your parents and the godly leaders who lead your church can help you know if you are ready to take it.)</i> 8. How can we become God's people? <i>By turning away from our sins and trusting in Jesus as our Savior.</i>
<p><i>choose a few</i></p>	

Deep Down Discussion Sheet

use with all THREE lessons

P.2

Questions to aid discussion of the key concepts and for use in games

THE GOSPEL What is God’s good news for you and me? *The gospel! We have all disobeyed God and deserve His punishment. But God is so merciful that He sent His Son, Jesus, to be our Savior. Jesus lived a perfect life and offered it up as the full payment for the sins of God’s people when He suffered and died on the cross. Then, on the third day, Jesus rose from the dead in victory. He had really beaten sin and death for God’s people. Now, all who turn away from their sins and trust in Jesus as their Savior are saved and become God’s people. This is what God’s people celebrate when they take the Lord’s Supper together-- the amazing love of God for them. We can become God’s people, too, when we turn away from our sins and trust in Jesus as our Savior. And if you do this, then one day, you, too will get to join God’s people in remembering how Jesus died to save you by eating this special meal. What a great day that will be! Ask God to help you!*

BIBLE TRUTH BIBLE VERSE “This is my body, which is given for you. Do this in remembrance of me.” And likewise the cup after they had eaten, saying, “This cup that is poured out for you is the new covenant in my blood.”
 -- Luke 22:19,20, ESV

Learn a Little: “This is my body, which is given for you. Do this in remembrance of me.”

Meaning

What does that mean?

When God’s people gather together at church, they remember how Jesus died on the cross to save them. They remember that He let His body be hurt and His blood be spilled out as He suffered and died for their sins. How do they do this? The way Jesus told His disciples to: with a special little meal of bread and wine or grape juice. The bread is eaten as a way to remember how His body for broken on the cross for their sins. The wine or grape juice is drunk as a way to remember that it was His blood that paid for their sins so they could be forgiven by God. God’s people have this special meal often, just like Jesus told them to. How thankful they are for Jesus and all He did for them! We can become God’s people when we turn away from our sins and trust in Jesus as our Savior.

Discussion Questions

1. Who died to save God’s people from their sins? *Jesus did.*
2. What did Jesus tell God’s people to do to remember how He died for them? *To eat the Lord’s Supper.*
3. What food and drink are used at the Lord’s Supper? *Little pieces of bread and grape juice/wine.*
4. Of what does the bread remind God’s people? *Of Jesus’ body. He chose to suffer and die on the cross for them.*
5. Of what does the grape juice/wine remind God’s people? *Of Jesus’ blood that was the perfect payment for the sins of God’s people.*
6. Who should take the Lord’s Supper? *Only God’s people.*
7. How can we become God’s people? *By turning away from our sins and trusting in Jesus as our Savior.*

choose a few

BIBLE STORY

The Case of the Remembered Rescue

Discussion Questions

1. What did the people of Israel gather together every year to celebrate? *How God had rescued them from their strong enemies, the Egyptians, long ago.*
2. What did the Egyptians do to the Israelites? *They forced them to work for them and wouldn’t let them go.*
3. What did God do to rescue the people of Israel? *Many amazing things.*
4. What did God tell the people of Israel to do on the night before He was going to free them? *To take the blood of a lamb and put it on the door of their house. To cook their bread flat. To pack up and get ready to go. They were to eat the lamb and eat the bread at dinner and celebrate what God would do for them.*
5. What was the even greater thing that the LORD did for His people? *He sent Jesus to be their Savior.*
6. What did Jesus do at the Passover dinner? *He shared with His close friends, the disciples, that told them what He was about to do? He told them that they were now to remember His body when they ate the flat bread. He was going to give it up for them on the cross. They were now to remember His blood when they drank the Passover wine. He was going to shed His blood on the cross to make a new promise with God to save His people from their sins. His blood would be the perfect payment needed.*
7. Why do people at your church still celebrate the Lord’s Supper? *Because Jesus told us that God’s people should keep on remembering Him this way until He comes back.*
8. How can we become God’s people? *By turning from our sins and trusting in Jesus as our Savior. If we do, one day we will get to take the Lord’s Supper with the believers at our church, too.*

choose a few