

# **DEEP DOWN DETECTIVES**

**Curriculum Resources  
for Unit 15, Bible Truth 4:**



**Why Do God's People Go to Church?  
To Worship God and  
Love One Another...**

**By Telling What God Has Done  
and Praying!**

## Session Prep (especially good for newbies!)

### Pray!



Pray for the Holy Spirit to be at work in your and the children's hearts.

### Review



If new to the curriculum, look at the **Getting Started with Deep Down Detectives section of the Core Curriculum book.** (p.5) It will be especially helpful to read through the Deep Down Detectives section of **The Praise Factory Tour: Extended Version Book.** This is a visual way to understand what goes on in the classroom. (A pdf of the book is found in the samples section on the website.)

### Look through and Learn the Lesson



Read over **lesson plan.** Practice any **songs or action rhymes** you are using. Choose/make up motions to go with these. Choose less with younger children and more with older preschoolers. **Practice the lesson with the visual aids** and using the Big Question Box/Briefcase.

### Read and Rehearse the Bible Story with Pictures



Read the Bible story from the Bible. Read the curriculum version. Practice telling it with the storyboard pictures. (If you have not previously laminated the story pictures, do that now.) Or, rehearse it from the Simple Story Scenes, if you are using those.

### Let There Be Music



Download the music and listen to the songs. Choose which of the songs you will use with the children. If using live musicians, make sure they have the sheet music (Appendix A, Core Curriculum book).

### Put the Props in Place



1. Prepare your Visual Aids. Put the Big Question, Unit Bible Truths, Bible Truth, Bible Verse, and Listening Assignment signs, as well as the Bible Story script in one side of the Bible folder.
2. Get out your storyboard. If using Simple Story Scenes, put these in your Bible Folder. Or, if using the individual storyboard figures, put all background pictures in place (they have a BG by the number). Put the rest of the storyboard pictures (these have a SB by the number) in order of use in the other side of the Bible folder.
3. Put the DDD Bible Folder as well as the Big Question sign in the Big Question Box/Briefcase and shut it. If your box/briefcase has locks and you want to use the unlocking the box as part of your session, lock it now....but make sure you have the key or know the code first.
4. Prepare the music CD or sheet music or mp3 device for use in your session.

### Set Out Free Play Activities



Choose and set up free time activities you will use with the children. Choose a variety of different activities that will be enjoyed by different types of children. Rotate the activities you provide to keep them interesting and fresh to your children. (Suggestions in Appendix D, Core Curriculum books.)

### Prepare Any Activities



Choose which (if any) of the Bible Truth games and crafts activities you want to use in the session. Bear in mind your time frame as well as the developmental abilities and attention span of your children as you decide which/how many to prepare. **Look over the Discussion Sheet** and choose a few questions you might use to spark discussion with the children as they do their activities (especially good for ages 3's+). Pray for God to give you opportunities to talk about these things with the children.

### Let Them Take It with Them



Make copies of the craft/take home sheets, if you are not already using them as one of your activities. You may also want to make copies of the story (see take-home version of each story included in Appendix C with the other take home resources) to have for parents to use with their children at home. There's a link on each craft/take home sheet to the story, if you don't make hard copies.

### Store It



After your session is over, collect the resources and store them for future use. This curriculum can be used over and over for years to come.

## Unit 15: God's People Gather Together

### UNIT OVERVIEW

A church is God's people gathering together. Some churches meet in special buildings. Some churches meet in homes. Some meet outside. No matter where they meet, when God's people gather together, they are a church. When God's people gather together as a church, they worship God. They worship Him for being the one, true God who is not like anyone else. They worship Him for saving them through Jesus. They sing songs and pray to God. They listen to the Bible and learn how to obey it. God's people also gather together to love one another. They talk with each other, and take care of each other, and pray for each other. The Bible tells us that God's people are to meet together often. It tells us that when they gather together, Jesus will be there with them in a special way. We can be God's people when we turn away from our sins and trust in Jesus as our Savior. Then, we will gather together with God's people to worship God and love one another, too!

### UNIT BIBLE VERSE: Hebrews 10:24-25

"Let us consider how we may spur one another on toward love and good deeds. Let us not give up meeting together."

### BIG QUESTION UNDER INVESTIGATION: Why Do God's People Go to Church?

**ANSWER:** To Worship God and Love One Another!

#### OPTIONAL Big Question 15 INTRODUCTION LESSON (Use Hide 'n' Seek Kids Unit 15 Material)

Story: The Case of the People Who Loved a Lot *Acts*

Bible Verse: Hebrews 10:24-25

#### BIBLE TRUTH 1: By Praising God for Jesus' Win over Death (3 Lessons Available)

Story: The Case of the Third Day Yay

*Exodus 16,20; Luke 22-24; Acts 20:7; 1 Corinthians 16:2*

Bible Verse: 1 Peter 1:3

#### BIBLE TRUTH 2: By Learning from God's Word, the Bible (3 Lessons Available)

The Case of the Faithful Leader" *Acts 16:1; 1 & 2 Timothy*

Bible Verse: 1 Timothy 4:13

#### BIBLE TRUTH 3: By Caring for Each Other's Needs

(3 Lessons Available)

Story: The Case of the Copycats *John 13-15, 18-20; Acts*

Bible Verse: John 13:34-35

#### ➔ BIBLE TRUTH 4: By Telling What God Has Done and Praying (3 Lessons Available)

Story: The Case of the Amazing Answer *Acts 12:1-18*

Bible Verse: Ephesians 6:18

#### BIBLE TRUTH 5: By Baptizing People Who Trust in and Live for Jesus (3 Lessons Available)

Story: The Case of the Up and Down Sign *Matthew 28; Acts 1-2, 8:35-36, 10:47, 16:14-15,31-34*

Bible Verse: Acts 2:38-39

#### BIBLE TRUTH 6: By Remembering Jesus Died to Save Them (3 Lessons Available)

Story: The Case of the Remembered Rescue *Exodus 12; Luke 22; Isaiah 25:7-9*

Bible Verse: Luke 22:19,20

## Deep Down Detectives NIV Songs 15 Track Numbers

This is a listing of all songs mentioned in the unit curriculum. You may or may not choose to use all of the songs. They are listed in easy-reference order--NOT in the order used in the curriculum. You may choose to simply burn a CD/load them onto an mp3 device in this order. Or, you may want to do what we do: choose the songs we want to use and create a play list of them in that order. Then, we burn a CD/upload the play list onto an mp3 device. A teacher only has to click forward to the next song, instead of hunting for the right track. The track number have been included as part of the title of each song, teachers will still have a reference to the track number listed in the curriculum (same as those listed below), even if you change the order on your customized play list.

### SONGS USED EVERY UNIT OF THE CURRICULUM

- 1 The Classroom Song v.1
- 2 The Classroom Song v.2
- 3 The Classroom Song v.3
- 4 The Classroom Song v.4
- 5 Deep Down Detectives Theme Song
- 6 The Classroom Rules Song
- 7 Let's Pray Song
- 8 The Big Question Box Song
- 9 The Bible Chant Song
- 10 ACTS Prayer Song (Short Version)
- 11 ACTS Prayer Song (Full Version)

listen to or download songs for free at <https://praisefactory.org:Deep Down Detectives Music page>

#### Why the Extra Songs?

Deep Down Detectives is a curriculum used by a wide age-span of kids. Sometimes one of the other songs is a better fit for your kids. Or, you may simply want to teach them more songs on the same Bible Truth. Use as many or as few as you want.

### UNIT 15: GOD'S PEOPLE GATHER TOGETHER

- 12 Big Q & A 15 Song
- 13 Big Question 15 Song: Why Do God's People Go to Church?
- 14 Big Question 15 Bible Verse Song: Let Us Not Give Up Meeting Together Hebrews 10:25, NIV 1984
- 15 Big Question 15 Hymn: Brethren, We Have Met to Worship, v.1
- 16 Big Question 15 Praise Song: Praise the Lord Together

#### Why Do God's People Go to Church? To Worship God and Love One Another...

##### Bible Truth 1: By Praising God for Jesus' Win over Death

- 17 Bible Verse: He Has Given Us a New Birth 1 Peter 1:3, NIV 1984
- 18 Extra Bible Verse: Shout with Joy to God Psalm 66:1-3,5,9,16, NIV 1984
- 19 Extra Bible Verse: The Time Has Come Mark 1:15, NIV 1984
- 20 Extra Bible Verse: How Beautiful Romans 10:13-15, NIV 1984
- 21 Extra Bible Verse: All the Nations You Have Made Psalm 86:9, NIV 1984
- 22 Extra Bible Verse: There Was a Great Multitude Revelation 7:9-10, NIV 1984

##### Bible Truth 2: By Learning from God's Word, the Bible

- 23 Bible Verse: Devote, Devote Yourself 1 Timothy 4:13, NIV 1984
- 24 Extra Bible Verse: An Overseer Must Be Titus 1:6-9, NIV 1984
- 25 Extra Bible Verse: Open My Eyes Psalm 119:18,72-73, NIV 1984
- 26 Extra Bible Verse: I Have Hidden Your Word Psalm 119:11,15-16, NIV 1984

##### Bible Truth 3: By Caring for Each Other's Needs

- 27 Bible Verse: A New Commandment John 13:34-35, NIV 1984
- 28 Extra Bible Verse: There Are Different Kinds of Gifts 1 Corinthians 12:4,12,27, NIV 1984
- 29 Extra Bible Verse: Each of Us Should Use 1 Peter 4:10-11, NIV 1984
- 30 Extra Bible Verse: Let Us Hold Unswervingly Hebrews 10:24-25, NIV 1984
- 31 Extra Bible Verse: On the First Day of Every Week 1 Corinthians 16:2, NIV 1984
- 32 Extra Bible Verse: An Overseer Must Be Titus 1:6-9, NIV 1984
- 33 Extra Bible Verse: Love Is Patient 1 Corinthians 13:4-8, NIV 1984

##### Bible Truth 4: By Telling What God Has Done and Praying

- 34 Bible Verse: Pray, Pray, Pray Ephesians 6:18, NIV 1984

##### Bible Truth 5: By Baptizing People Who Trust in and Live for Jesus

- 35 Bible Verse: Repent, Repent and Be Baptized Acts 2:38-39, NIV 1984
- 36 Extra Bible Verse: The Time Has Come Mark 1:15

##### Bible Truth 6: By Remembering Jesus Died to Save Them

- 37 Bible Verse: This Is My Body Luke 22:19,20, NIV 1984
- 38 Extra Bible Verse: He Took Bread Luke 22:19,20, NIV 1984



**Big Question 15, Bible Truth 4 Overview: Key Concepts**

p.1

**Unit 15: God's People Gather Together****Unit Big Question (and Answer):** Why Do God's People Go to Church?

To Worship God and Love One Another!

**Unit Bible Verse:** "Let us consider how we may spur one another on toward love and good deeds. Let us not give up meeting together." Hebrews 10:24-25**Bible Truth 4 Concept: To Worship God and Love One Another...****By Telling What God Has Done and Praying!**

When God's people gather together, they share with each other wonderful things God has done. They remind each other of the great things God did long ago in Bible times: how God always kept all His promises and did mighty things to save His people. They hear stories about how God has been at work around the world, bringing many other people to put their trust in Jesus as their Savior. They share with each other how God has been at work in their lives, caring for them and helping them live for Him. Oh, how faithful God has been to His people! Oh, how faithful God continues to be to them! All these stories of God's goodness and faithful helps them to keep on trusting God and living for Him.

But God's people don't just talk to each other about what God has done. They also talk to God about them! All these stories of them. They praise and thank Him for what He has done. They confess ways they have disobeyed Him and seek His forgiveness. They ask Him to do more great things, in their lives and around the world.

God delights in His people gathering together to pray. Jesus tells us in the Bible that when two or more of God's people are gathered together and praying that He will be there with them in a special way. Whether on their own or gathered together, God's people know God will always answer their prayers in the way He knows is best. We can become God's people, too, when we turn away from our sins and trust in Jesus as our Savior.

**Bible Truth 4 Bible Verse: Ephesians 6:18**

"And pray in the Spirit on all occasions with all kinds of prayers and requests. With this in mind, be alert and always keep on praying for all the saints."

**Learn a Little:** "Always keep on praying for all the saints."**Meaning**

"Saints" is a big, Bible word for God's people. God's people pray when they gather together at church. They praise God and they confess their sins to Him. They thank Him for all the ways He has cared for them. They ask Him to do more great things and to help them to love Him and live for Him. There is so much to pray for!

Sometimes God's people get tired of praying. Sometimes God's plans take much longer than they want. It would be easy to stop praying and give up. But there's someone who helps God's people keep on interceding (a big Bible word for praying for others). Who is it? It's God, Himself. Yes, God's Holy Spirit is at work inside of each of them helping them even to talk to God. We can become God's people when we turn away from our sins and trust in Jesus as our Savior.

**Bible Truth 4 ACTS Prayer**

- A** We praise You, God, for saving Your people, the Church. We praise You for Your faithfulness to Your people throughout all time.
- C** God, sometimes we don't want to hear about all the wonderful things You've done for Your people. Sometimes, we don't want to pray for You to do more. We just want to think about ourselves and do what we want to do. We need a Savior!
- T** God, thank You for Your Word, the Bible, that tells us about the great things You did for Your people who lived long ago. Thank You for all You do for Your people today, all around the world. Thank You for letting us hear of Your mighty works, and for using them to help us to keep trusting in You and living for You. Thank You for hearing our prayers to do even more.
- S** God, work in our hearts. Help us to turn away from our sins and trust in Jesus as our Savior that we might become Your people. Help us to love hearing about the mighty things You have done, long ago and today. Help us to praise You more because of what You have done. Help us to trust You and live for You. Help us to encourage others who gather together with us. In Jesus' name we pray, Amen.

---

## **Big Question 15, Bible Truth 4 Overview: Key Concepts**

---

p.2

### **Bible Truth 4 Story**

**The Case of the Amazing Answer** Acts 12:1-18

### **Songs Used in Bible Truth 4**

Big Q & A 15 Song

Big Question 15 Song: Why Do God's People Go to Church?

Big Question 15 Bible Verse Song: Let Us Not Give Up Meeting Together Hebrews 10:25, NIV 1984


Big Question 15 Hymn: Brethren, We Have Met to Worship, v.1


Big Question 15 Praise Song: Praise the Lord Together

Bible Truth 4 Bible Verse: Pray, Pray, Pray Ephesians 6:18, NIV 1984


*listen to or download songs for free at <https://praisefactory.org>: Deep Down Detectives Music page*

**1. GETTING STARTED**

 = follow the stars for a short & simple lesson plan

<p><b>Intake Activity Ideas</b></p>	<p><b>Choose one of these open-ended activities to include children as they join the class:</b></p>												
<p><b>Free Play Time</b> <i>suggestions in Appendix D</i></p>	<p> Offer your own or some of the easy-to-make, free play activities suggested in Appendix D.</p>												
<p><b>OR Sing-along Music Time</b> <i>lyrics and sheet music, Appendix A</i>  <i>listen to or download songs for free at <a href="https://praisefactory.org:Deep Down Detectives Music page">https://praisefactory.org:Deep Down Detectives Music page</a></i></p>	<p>Music from Deep Down Detectives (DDD) NIV Songs 15:</p> <table border="0"> <tr> <td>Big Q &amp; A 15 Song</td> <td><i>DDD NIV Songs 15, track 12</i></td> </tr> <tr> <td>Big Question 15 Song</td> <td><i>DDD NIV Songs 15, track 13</i></td> </tr> <tr> <td>Big Question 15 (Unit) Bible Verse Song: Let Us Not Give Up Meeting Together Hebrews 10:25, NIV</td> <td><i>DDD NIV Songs 15, track 14</i></td> </tr> <tr> <td>Big Question 15 Hymn: Brethren, We Have Met to Worship, v.1</td> <td><i>DDD NIV Songs 15, track 15</i></td> </tr> <tr> <td>Big Question 15 Praise Song: Praise the Lord Together</td> <td><i>DDD NIV Songs 15, track 16</i></td> </tr> <tr> <td>Bible Truth 4 Bible Verse Song: Pray, Pray, Pray Ephesians 6:18, NIV 1984</td> <td><i>DDD NIV Songs 15, track 34</i></td> </tr> </table> <p><i>Add more fun to Sing-along Music Time by adding a Music, Movement &amp; Memory Activity. These activities are listed on p.10 of this lesson plan with the Response Activities. Instructions found in Appendix B.</i></p>	Big Q & A 15 Song	<i>DDD NIV Songs 15, track 12</i>	Big Question 15 Song	<i>DDD NIV Songs 15, track 13</i>	Big Question 15 (Unit) Bible Verse Song: Let Us Not Give Up Meeting Together Hebrews 10:25, NIV	<i>DDD NIV Songs 15, track 14</i>	Big Question 15 Hymn: Brethren, We Have Met to Worship, v.1	<i>DDD NIV Songs 15, track 15</i>	Big Question 15 Praise Song: Praise the Lord Together	<i>DDD NIV Songs 15, track 16</i>	Bible Truth 4 Bible Verse Song: Pray, Pray, Pray Ephesians 6:18, NIV 1984	<i>DDD NIV Songs 15, track 34</i>
Big Q & A 15 Song	<i>DDD NIV Songs 15, track 12</i>												
Big Question 15 Song	<i>DDD NIV Songs 15, track 13</i>												
Big Question 15 (Unit) Bible Verse Song: Let Us Not Give Up Meeting Together Hebrews 10:25, NIV	<i>DDD NIV Songs 15, track 14</i>												
Big Question 15 Hymn: Brethren, We Have Met to Worship, v.1	<i>DDD NIV Songs 15, track 15</i>												
Big Question 15 Praise Song: Praise the Lord Together	<i>DDD NIV Songs 15, track 16</i>												
Bible Truth 4 Bible Verse Song: Pray, Pray, Pray Ephesians 6:18, NIV 1984	<i>DDD NIV Songs 15, track 34</i>												
<p><b>OR Bible Verse Memory Game</b> <i>instructions found in Appendix B</i></p>	<p>Lesson 1 Game: Freeze 'n' Say Lesson 2 Game: Detective Mission Madness Practice Lesson 3 Game: Duck, Duck, Goose</p> <p><i>These activities are also included on p.10 of this lesson plan with the Response Activities.</i></p>												

**2. OPENING CIRCLE TIME (introduce the Bible Truth and tell the related Bible story)**

<p><b>Gathering the Children</b> <i>lyrics and sheet music, Appendix A</i></p>	<p><i>Sing verse 1 of The Classroom Song to gather the children for Circle Time.</i></p> <p><b>The Classroom Song, verse 1</b> <span style="float: right;"><i>DDD NIV Songs 15, track 1</i></span> Let's gather together to worship God, Let's gather together to worship God, Let's gather together to worship God, Come gather here with me!</p>
<p><b>Welcome to Deep Down Detectives</b></p>	<p> "Welcome to Deep Down Detectives. We're so glad you've joined us! Detectives are people who look for answers to questions. In Deep Down Detectives, we look for answers to big questions about God. We dig deep down in the truths of God's Word to find them."</p>

**2. OPENING CIRCLE TIME, continued**



= follow the stars for a short & simple lesson plan

<p><b>Deep Down Detectives Theme Song</b></p> <p><i>Lyrics and sheet music, Appendix A</i></p>	<p>"Let's sing our Deep Down Detectives Theme Song."</p> <p><b>Deep Down Detectives Theme Song</b> <span style="float: right;"><i>DDD NIV Songs 15, track 5</i></span></p> <p>We're Deep Down Detectives,                  diggin' deep in God's Word,                  For truths about God and His plans for this world,                  We're seeking to love Him, with all of our heart,                  We're Deep Down Detectives!                  Come on! Let's start!</p>
<p><b>Classroom Rules Song</b></p> <p><i>Lyrics and sheet music, Appendix A</i></p>	<p>There are two very important things that Deep Down Detectives do together: we worship God and we love one another. Our Classroom Rules Song reminds us how we should act. Let's sing it."</p> <p><b>Classroom Rules Song</b> <span style="float: right;"><i>DDD NIV Songs 15, track 6</i></span></p> <p>Shh, be quiet while someone is talking,                  Raise your hand, if you have something to say,                  Don't touch your friend, sitting beside you,                  Obey your teachers, Be kind as you play.                  These are our classroom rules,                  These are our classroom rules,                  They help us worship God and love one another,                  These are our classroom rules.</p>
<p><b>Opening Prayer Time</b></p> <p><i>Lyrics and sheet music, Appendix A</i></p>	<p>"Children, we need God's help to keep these rules. Let's ask Him to help us right now. Let's get ready and pray."</p> <p><b>Let's Pray</b> <span style="float: right;"><i>DDD NIV Songs 15, track 7</i></span></p> <p>1-2-3!                  Fold your hands,                  Bow your head,                  Close your eyes.                  Let's pray! (<i>repeat</i>)</p> <p>"Let's pray:"</p> <p><b>Opening Prayer</b></p> <p>Dear Lord,                  We're so glad to get to gather together to worship You!                  Please help us keep the classroom rules.                  Please help us to love You and learn about You today.                  In Jesus' name we pray. Amen.</p>



**2. OPENING CIRCLE TIME, continued**

★ = follow the stars for a short & simple lesson plan

**Reveal the Big Question**  
**Introduce the Big Question Box/Briefcase**

*lyrics and sheet music, Appendix A*

“Detectives INVESTIGATE things. That means they ask questions and look for answers. Deep Down Detectives investigate big questions about God. The Big Question we are investigating today is right inside our Big Question Box/Briefcase.

**The Big Question Box Song**

*DDD NIV Songs 15, track 8*

We’ve got a big box,  
All closed up and locked,  
Filled with the truths of God’s Word.

We’ve got a brief case,  
There’s no time to waste,  
Come on, kids, let’s open it up!

**The Big Question under Investigation**

VISUAL take out AID



of BQB

*Big Question & Answer Sign, front side*

*\*found in the DDD Unit 15 Visual Aids, NIV Book*

Ok, who would like to open for me and pull out the Big Question?”

*Choose a child to open the box/briefcase, take out the Big Question and hand it to you, then hold up the Big Question sign for all the children to see, and say:*

★ The Big Question we are investigating today is Big Question Number 15:

**Why Do God’s People Go to Church?**

and the Answer is:

**To Worship God and Love One Another!**

**Big Question Meaning**

★ A church is God’s people gathering together. Some churches meet in special buildings. Some churches meet in homes. Some meet outside. No matter where they meet, when God’s people gather together, they are a church. When God’s people gather together as a church, they worship God. They worship Him for being the one, true God who is not like anyone else. They worship Him for saving them through Jesus. They sing songs and pray to God. They listen to the Bible and learn how to obey it. God’s people also gather together to love one another. They talk with each other, and take care of each other, and pray for each other. The Bible tells us that God’s people are to meet together often. It tells us that when they gather together, Jesus will be there with them in a special way. We can be God’s people when we turn away from our sins and trust in Jesus as our Savior. Then, we will gather together with God’s people to worship God and love one another, too!

**Big Question Songs** ★ “Let’s sing our Big Question Song:

**Big Q & A 15 Song**

*lyrics and sheet music, Appendix A*

**Big Q & A 15 Song**

*(adapted version of “This Is the Way We Wash Our Clothes”)*

*DDD NIV Songs 15, track 12*

Why do God’s people go to church?  
Go to church? Go to church?  
Why do God’s people go to church?  
To worship God and to love one another!

**2. OPENING CIRCLE TIME, continued**



= follow the stars for a short & simple lesson plan

<p><b>Learning about the Big Question</b></p> <p>★</p>	<p>Repeat the Big Question and Answer again:  <b>"Why Do God's People Go to Church? To Worship God and Love One Another!"</b></p> <p>Say: "Hmmm, I wonder what that means... Let's do our action rhyme/sing our song that explains it."</p> <p>Then do the action rhyme or sing the song using any of the optional motions suggested, if desired.</p>	
<p><b>Big Question Action Rhyme</b></p>	<p><b>Big Question 15 Action Rhyme</b></p> <p>Let's gather together to worship God.                  Let's gather together to worship God.                  That's what God's people do.</p> <p>Let's gather together to love each other.                  Let's gather together to love each other.                  That's what God's people do.</p> <p>Let's gather together to hear God's Word.                  Let's gather together to hear God's Word.                  That's what God's people do.</p> <p>Let's gather together to sing and pray.                  Let's gather together to sing and pray.                  That's what God's people do.</p>	<p><b><u>(POSSIBLE ACTIONS)</u></b></p> <p><i>Raise hands to praise God</i></p> <p><i>Hold open arms out towards others, like welcoming a hug</i></p> <p><i>Make an open Bible with the flat palms of your hands</i></p> <p><i>Make prayer hands</i></p>
<p><b>Big Question (Action Rhyme) Song</b> ★</p> <p><i>lyrics and sheet music, Appendix A</i></p>	<p><b>Big Question 15 Action Rhyme/ Song</b></p> <p><b>Refrain:</b>                  Why do God's people go to church?                  To worship God and love one another.                  Why do God's people go to church?                  To worship God and love one another.</p> <p><b>Verse 1:</b>                  God's people gather to worship God.                  To sing His praises and pray.                  They listen to preaching,                  From God's Word, the Bible,                  To better love Him each day. <i>Refrain</i></p> <p><b>Verse 2:</b>                  God's people gather to love one another,                  In acts of kindness and grace.                  They love one another,                  Like sisters and brothers,                  Helping all to live God's way. <i>Refrain</i></p>	<p><i>DDD NIV Songs 15, track 13</i></p> <p><b><u>(POSSIBLE ACTIONS)</u></b></p> <p><i>Raise hands to praise God</i></p> <p><i>Hold open arms out towards others, like welcoming a hug</i></p> <p><i>Make prayer hands</i></p> <p><i>Make an open Bible with the flat palms of your hands</i></p> <p><i>Raise hands to praise God</i></p> <p><i>Hold open arms out towards others, like welcoming a hug</i></p> <p><i>Point up to God in heaven</i></p>

**2. OPENING CIRCLE TIME, continued**

★ = follow the stars for a short & simple lesson plan

**Learning the Bible Truth**

VISUAL take out

AID



of BQB

VISUAL AID

All the Bible Truths Sign

★ "To Worship God and Love One Another" is a good beginning, but there's so more to learn. So it's time for us to dig down even deeper for more answers to our Big Question about God. We're going to be learning **SIX** Bible truths that all tell us more about why God's people go to church.

Who would like to hand me the picture with our six Bible truths on it? It's in the Big Question Box/Briefcase." *Choose a child to get it and hand it to you, then hold it up and show them the pictures of the six truths they will be learning.*

**Bible Truth Clue**

VISUAL take out

AID



of BQB

Bible Truth Clue Sign,

front side

VISUAL AID

*After everyone has had a good look, say...*

"Ok, we've learned three truths about why God's people go to church. They are: "By Praising God for Jesus' Win over Death," "By Learning from God's Word, the Bible," and "By Caring for Each Other's Needs" (point to pictures as you identify each Bible Truth). Now let's look at our Bible Truth Clue sign and see if we can figure out which of these six truths we will be learning about today. Who would like to get it out of the Big Question Briefcase for me?"

*Choose a child to open the briefcase, take out the Bible Truth Clue sign and hand it to you. Hold up the front side for the children to see. Cover up the answer, written along the bottom, and say:*

**"Why Do God's People Go to Church?  
To Worship God and Love One Another!  
By Telling What God Has Done and ????!"**

**Hint**

We're missing one word. Here's the hint to what the missing word is. It says: "What is the Bible word for talking with God? It starts with a "p" and it rhymes with "playing."

Can you guess? It's "praying."

So, the Bible Truth we are learning today is:

*(uncover answer from bottom of sign, show it to them and say:)*

★ **"Why Do God's People Go to Church?  
To Worship God and Love One Another!  
By Telling What God Has Done and Praying!"**

*And here is what this Bible Truth means: (read the meaning off of the back of the sign, say:)*

**Bible Truth Meaning**

★ When God's people gather together, they share with each other wonderful things God has done. They remind each other of the great things God did long ago in Bible times: how God always kept all His promises and did mighty things to save His people. They hear stories about how God has been at work around the world, bringing many other people to put their trust in Jesus as their Savior. They share with each other how God has been at work in their lives, caring for them and helping them live for Him. Oh, how faithful God has been to His people! Oh, how faithful God continues to be to them! All these stories of God's goodness and faithful helps them to keep on trusting God and living for Him.

But God's people don't just talk to each other about what God has done. They also talk to God about them! All these stories of them. They praise and thank Him for what He has done. They confess ways they have disobeyed Him and seek His forgiveness. They ask Him to do more great things, in their lives and around the world.

God delights in His people gathering together to pray. Jesus tells us in the Bible that when two or more of God's people are gathered together and praying that He will there with them in a special way. Whether on their own or gathered together, God's people know God will always answer their prayers in the way He knows is best. We can become God's people, too, when we turn away from our sins and trust in Jesus as our Savior.

**2. OPENING CIRCLE TIME, continued**

★ = follow the stars for a short & simple lesson plan

**Learning the Bible Verse**

"And how do I know this is true? God tells me so in His special book, the Bible."

**The Bible Chant Song**

Say or sing the Bible Chant Song.

lyrics and sheet music, Appendix A

**The Bible Chant Song**

DDD NIV Songs 15, track 9

The Bible, the Bible,  
Let's get out the Bible.  
Let's hear what God has to say.  
The Bible, the Bible,  
God's given us the Bible.  
It's His Word for us to learn and obey! Yay!

**Bible Verse**

DDD 15.4 Bible Verse-front side (in the DDD Bible folder)

VISUAL AID

Place verse in take out

of BQB

DDD Bible Folder

"Who would like to get our Bible folder out of the Big Question Briefcase for me?"

Choose a child to open the briefcase, take out the "Bible" folder and hand it to you. Remove the Bible Verse Picture from the "Bible" folder and hold it up for all the children to see, then say:

Ephesians 6:18 tells us:

★ **Ephesians 6:18:**

"And pray in the Spirit on all occasions with all kinds of prayers and requests. With this in mind, be alert and always keep on praying for all the saints."

**Learn a Little:** "Always keep on praying for all the saints."

\*found in the DDD Unit 15 Visual Aids, NIV Book

**Bible Verse Meaning**


★ **What does that mean?**

"Saints" is a big, Bible word for God's people. God's people pray when they gather together at church. They praise God and they confess their sins to Him. They thank Him for all the ways He has cared for them. They ask Him to do more great things and to help them to love Him and live for Him. There is so much to pray for!

Sometimes God's people get tired of praying. Sometimes God's plans take much longer than they want. It would be easy to stop praying and give up. But there's someone who helps God's people keep on interceding (a big Bible word for praying for others). Who is it? It's God, Himself. Yes, God's Holy Spirit is at work inside of each of them helping them even to talk to God.

We can become God's people when we turn away from our sins and trust in Jesus as our Savior.

**2. OPENING CIRCLE TIME, continued**

 = follow the stars for a short & simple lesson plan

**Bible Verse  
Song**

*lyrics and sheet music,  
Appendix A*

We've said our Bible verse, now let's sing it!

**Pray, Pray, Pray: Ephesians 6:18**

*DDD NIV Songs 15, track 34*





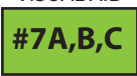


Pray, pray, pray in the Spirit!  
Pray in the Spirit, on all occasions,  
With all kinds of prayers and requests,  
Pray, pray, pray in the Spirit!

With this in mind, be alert,  
Be alert and always keep on praying,  
Keep on praying for the saints,  
For all the saints,  
Pray, pray, pray in the Spirit!  
Ephesians Six, eighteen.

**2. OPENING CIRCLE TIME, continued**



= follow the stars for a short & simple lesson plan

<p><b>Getting into the Case</b></p>	<p>"Now it's time to do a bit more deep down investigating. Let's see what Detective Dan wants us to help him figure out. Would someone like to get it out for me?"</p>
<p><b>Listening Assignments</b></p> <p>Place in  take out  of BQB</p>	<p><b>NOTE: Listening assignments are most suitable for ages 3+. Skip straight to the Bible story (see bottom of this page), if working with 2 year olds.</b></p> <p>"Let's open up our listening assignment and see what we are supposed to figure out today.</p> <p>Choose a child to take out the Listening Assignment (from the DDD Bible Folder) and hand it to you. Read Detective Dan's letter to the children that includes the listening assignment. The listening assignments are summarized below:</p>
<p>VISUAL AID</p> <p></p> <p>DDD Unit 15 Visual Aids, NIV</p>	<p><b><u>Detective Dan's Lesson #1 Listening Assignment:</u></b></p> <p>I need to find out:</p> <ol style="list-style-type: none"> <li><b>1. Who was in trouble? Who prayed for him?</b></li> <li><b>2. What was God's amazing answer?</b></li> </ol>
<p>VISUAL AID</p> <p></p> <p>DDD Unit 15 Visual Aids, NIV</p>	<p><b><u>Detective Dan's Lesson #2 Listening Assignment:</u></b></p> <p><b>Our Bible Verse is Ephesians 6:18:</b></p> <p>"And pray in the Spirit on all occasions with all kinds of prayers and requests. With this in mind, be alert and always keep on praying for all the saints."</p> <p>I need to find out:</p> <ol style="list-style-type: none"> <li><b>1. What kinds of things did God's people ask God to do?</b></li> <li><b>2. How did God answer these prayers?</b></li> </ol>
<p>VISUAL AID</p> <p></p> <p>*Listening Assignment #3 includes the Assignment Sheet, plus 6 clue pictures*</p> <p>DDD Unit 15 Visual Aids, NIV</p>	<p><b><u>Detective Dan's Lesson #3 Listening Assignment:</u></b></p> <p>I found six clues, but only 4 of them are in the story. They are: a flower, a servant girl, a rug, a jail, leaders, and an angel. <i>Hold each of them up for the children to see as you identify them.</i></p> <p>I need to figure out:</p> <ol style="list-style-type: none"> <li><b>1. Which four belong in our story?</b></li> <li><b>2. What amazing thing did God's people ask God to do for Peter? How did God answer their prayers?</b></li> </ol>
<p><b>Tell the Bible Story</b></p> <p>Place story &amp; pics in  take out  of BQB</p> <p>DDD Unit 15 Visual Aids, NIV</p> <p><b>Story text included in this book right after this lesson plan and in Visual Aids book</b></p>	<p><b>Then say,</b> "Ok, Deep Down Detectives! Put on your best listening ears and see if you can hear the answers to Detective Dan's questions. When I finish telling the story, we will see if we can answer all the questions."</p> <p><b>Bible Story: The Case of the Amazing Answer</b> Acts 12:1-18</p> <p><i>Read the Bible Truth story, putting up the storyboard pictures as you tell it. Then, have the children answer the listening assignment. Present the gospel and lead in prayer.</i></p> <p>*Answers to questions; the gospel; and, ACTS prayer are included with the story text.*</p>



**2. OPENING CIRCLE TIME, continued**

★ = follow the stars for a short & simple lesson plan

<p><b>Story Response Song(s)</b></p> <p><b>Hymn</b></p> <p><i>lyrics and sheet music, Appendix A</i></p>	<p><i>As attention span and time allow, you might want to end with one of the following songs which also tie in with the unit. If desired, use the Music and Movement activity ideas while singing, listed with the Response Activities.</i></p> <p><b>Brethren, We Have Met to Worship</b> <span style="float: right;"><i>DDD NIV Songs 15, track 15</i></span></p> <p><b>Verse 1</b>                  Brethren, we have met to worship,                  And adore the Lord, our God.                  Will you pray with all your power,                  While we try to preach the Word?</p> <p><b>Tie-in:</b> "Why do God's people go to church? To worship God and love one another! Do you know what brethren are? It's a big word that means "brothers and sisters." God's people are like brothers and sisters in a family...God's family. They meet to worship God and pray and listen to the pastor preach God's Word. They meet together to love one another and care for each other's needs. When they meet together they do things to love one another. And this is why you and I, your parents and all the other people are here at church today!"</p>
--	--

<p><b>Praise Song</b></p> <p><i>lyrics and sheet music, Appendix A</i></p>	<p><b>Praise Song: Praise the Lord Together</b> <span style="float: right;"><i>DDD NIV Songs 15, track 16</i></span></p> <p>Praise the Lord together saying:                  "Hallelujah, Hallelujah, Hallelujah!"                  Praise the Lord together saying:                  "Hallelujah, Hallelujah, Hallelujah!" <i>repeat</i></p> <p><b>Tie-in:</b> "Why do God's people go to church? To worship God and love one another! God's people meet together to worship God and love one another. They praise God together, they listen to God's Word together and they love each other. Let's sing a song about meeting together to worship God and love one another."</p>
--	--

**3. TAKING ACTION: Response Activities** *(choose from among these activities)*

<p><b>Transition to Activities</b></p>	<p>★ Well, Deep Down Detectives, you've done a great job diggin' deep down for answers in the truths of God's Word. Now it's time to enjoy some activities."</p> <p><i>Tell children what activity/s you are providing for them: either free play or some of the response activities listed below. When you are ready to dismiss them, use this song to help the children transition in an orderly fashion to their next activity.</i></p>
--	--

<p><b>Classroom Song, verse 2</b></p> <p><i>lyrics and sheet music, Appendix A</i></p>	<p>"Children, let's sing our Time to Play Song. When we are finished you may get up and walk over to our next activity."</p> <p><b>Classroom Song, verse 2</b> <span style="float: right;"><i>DDD NIV Songs 15, track 2</i></span></p> <p>We've gathered together to worship God,                  We've gathered together to worship God,                  And now it's time to play.</p> <p><i>Dismiss the children to whatever activities you have prepared for them to do.</i></p>
--	--

**3. TAKING ACTION: Response Activities** (choose from among these activities) ★ = short & simple lesson plan

<p><b>Response Activities</b></p>	<p>Choose one or more activities appropriate for your children, based on classroom time and developmental needs. <b>Add the Discussion Sheet to any activity for deeper learning.</b> ★</p>
<p><b>Bible Verse Memory Game</b></p> <p><i>game directions, Appendix B</i></p>	<p>Though listed with the opening activities, you may choose to use this Bible verse game here instead (or as a repeat).</p> <ul style="list-style-type: none"> <li>Lesson 1 Game: Freeze 'n' Say</li> <li>Lesson 2 Game: Detective Mission Madness Practice</li> <li>Lesson 3 Game: Duck, Duck, Goose</li> </ul> <p>Use the Discussion Sheet with this activity for even deeper learning ★</p> <p>Discussion Questions</p>
<p><b>Music, Movement &amp; Memory Activity</b></p> <p><i>game directions, Appendix B</i></p>	<p>A music activity that uses the songs from the Bible Truth and Big Question unit.</p> <ul style="list-style-type: none"> <li>DDD Songs for this Bible Truth, plus:</li> <li>Lesson 1 Game: Bottle Shakers</li> <li>Lesson 2 Game: March 'n' Say</li> <li>Lesson 3 Game: Clap, Tap and Say</li> </ul> <p>Use the Discussion Sheet with this activity for even deeper learning ★</p> <p>Discussion Questions</p>
<p><b>Bible Story Review Game</b></p> <p><i>game directions, Appendix B</i></p>	<p>A game that uses the storyboard pictures from the story to review the story.</p> <ul style="list-style-type: none"> <li>Lesson 1 Game: Run to the Grocery Store</li> <li>Lesson 2 Game: Who's in the Basket</li> <li>Lesson 3 Game: Going Fishing</li> </ul> <p>Use the Discussion Sheet with this activity for even deeper learning ★</p> <p>Discussion Questions</p>
<p><b>Coloring Pages/ Take Home Sheets</b></p> <p><i>in Appendix C</i></p> <p>★</p>	<p>A coloring page related to the lesson assignment question is provided for each lesson. On the back of each are the key concepts, a few questions and a song for parents to use with their children.</p> <p>NOTE: Upgrade your coloring sheet to a more interesting craft by offering simple embellishments, such as jiggly eyes, craft sand, glitter, glitter glue, colored paper dots (made with a hole punch), fabric scraps, etc. Make cut-to-size glued-on clothes, hair, etc for characters by using a copy of the coloring sheet, cutting out the selected portions and making them the patterns for whatever you want to cut out of fabric, paper, foil, etc.</p> <ul style="list-style-type: none"> <li>Lesson 1 Coloring Sheet Emphasis: Bible Truth</li> <li>Lesson 2 Coloring Sheet Emphasis: Bible Verse</li> <li>Lesson 3 Coloring Sheet Emphasis: ACTS Prayer</li> </ul> <p>Use the Discussion Sheet with this activity for even deeper learning ★</p> <p>Discussion Questions</p>
<p><b>Extra Crafts: Big Question Craft</b></p> <p><i>in Appendix C</i></p> <p><b>Bible Verse Craft</b></p> <p><i>in Appendix C</i></p> <p><b>Bible Story Puzzle</b></p> <p><i>in Appendix C</i></p>	<p><b>These crafts are slightly more complex than the coloring/take home sheets:</b></p> <p><b>The Bible Concept Go-and-Tell Craft</b> is a craft that summarizes the Bible concept and includes the Bible verse is included for those desiring more than a coloring sheet. This more complex craft will involve gluing, sticking, etc. Can be used at any time.</p> <p>The <b>Bible Story Coloring Sheet</b> provides a tie in between the Bible story and the Bible truth they are learning.</p> <p>The <b>Storyboard Picture Placement Page</b> has been made into a puzzle that can be cut out and re-assembled by the children. This provides a nice summary of the story.</p> <p>Use the Discussion Sheet with these activities for even deeper learning ★</p> <p>Discussion Questions</p>
<p><b>Free Play Activities</b></p> <p><i>ideas in Appendix D</i></p> <p>★</p>	<p>Offer your own or some of the easy-to-make, free play activities suggested in Appendix D.</p>

**4. CLOSING CIRCLE TIME** *(End-of-session activities for the last 5-10 minutes of class time)*



<p><b>Transition to Closing Circle</b></p> <p><b>Classroom Song, verse 3</b></p> <p><i>lyrics and sheet music, Appendix A</i></p>	<p><i>Use this song to help the children transition in an orderly fashion. Start singing this song and ask the children to gather with you for Closing Circle Time.</i></p> <p><b>Classroom Song, verse 3</b> <span style="float: right;"><i>DDD NIV Songs 15, track 3</i></span></p> <p>It's time to get ready to go and tell, It's time to get ready to go and tell, Come gather here with me.</p>
<p><b>Closing Circle Time</b></p> <p><b>Classroom Song, verse 4</b></p> <p><i>lyrics and sheet music, Appendix A</i></p>	<p><i>When children are settled in the circle, say:</i></p> <p>"It's almost time for your parents to come pick you up. And do you know what that means? It means.... (draw this out to build anticipation and excitement)...that it's almost time to go home and....it's almost time to...Go and Tell! We have learned some big news about God today. God wants us to take and tell it to the whole world!"</p> <p><b>Classroom Song, verse 4</b> <span style="float: right;"><i>DDD NIV Songs 15, track 4</i></span></p> <p>So what's our big news to go and tell, So what's our big news to go and tell, Can you tell me now?</p>
<p><b>Big News to Tell</b></p> <p><b>Big Question 15</b></p> <p><i>VISUAL AID</i></p> <div style="border: 1px solid black; background-color: #90EE90; padding: 2px; display: inline-block; margin: 5px;"><b>#1</b></div> <p><i>*found in DDD Unit 15 Visual Aids, NIV Book</i></p> <p><i>lyrics and sheet music, Appendix A</i></p> <p><b>Big Question 15, Bible Truth 4</b></p> <p><i>VISUAL AID</i></p> <div style="border: 1px solid black; background-color: #90EE90; padding: 2px; display: inline-block; margin: 5px;"><b>#3</b></div>	<p>"Let's see....there's so much big news to tell! There's so much we've learned!</p> <p>First of all, can you tell me the answer to our <b>Big Question: "Why Do God's People Go to Church?"</b> <i>Hold up the Bible Truth Clue Picture.</i></p> <p>Say the answer with me: <b>"To Worship God and Love One Another!"</b></p> <p><i>(If desired, you can sing one/both of the Big Question songs.)</i> <span style="float: right;"><i>DDD NIV Songs 15, tracks 12,13</i></span></p> <p>And what's one way He does this? What did we learn? <i>Point to the picture.</i></p> <p><b>"By Telling What God Has Done and Praying!</b></p> <p>"And how do I know this is true? Can you tell me? Say it with me: <b>"The Bible tells me so!"</b></p> <p>That's right!</p>
<p><b>Big Question 15 Bible Truth 4 Bible Verse</b></p> <p><i>VISUAL AID</i></p> <div style="border: 1px solid black; background-color: #90EE90; padding: 2px; display: inline-block; margin: 5px;"><b>#4</b></div> <p><i>*found in the DDD Unit 15 Visual Aids, NIV Book</i></p> <p><i>lyrics and sheet music, Appendix A</i></p>	<p>We learned: <b>Ephesians 6:18:</b></p> <p>"And pray in the Spirit on all occasions with all kinds of prayers and requests. With this in mind, be alert and always keep on praying for all the saints."</p> <p><b>Learn a Little:</b> "Always keep on praying for all the saints."</p> <p><b>What This Means:</b></p> <p>"Saints" is a big, Bible word for God's people. God's people pray when they gather together at church. They praise God and they confess their sins to Him. They thank Him for all the ways He has cared for them. They ask Him to do more great things and to help them to love Him and live for Him. There is so much to pray for! Sometimes God's people get tired of praying. Sometimes God's plans take much longer than they want. It would be easy to stop praying and give up. But there's someone who helps God's people keep on interceding (a big Bible word for praying for others). Who is it? It's God, Himself. Yes, God's Holy Spirit is at work inside of each of them helping them even to talk to God. We can become God's people when we turn away from our sins and trust in Jesus as our Savior.</p> <p><i>(If desired, you can sing the Bible verse song.)</i> <span style="float: right;"><i>DDD NIV Songs 15, track 34</i></span></p>

**4. CLOSING CIRCLE TIME, continued**



= follow the stars for a short & simple lesson plan

<p><b>Closing ACTS Prayer Time</b></p> <p><b>ACTS Prayer Chant</b></p> <p><i>lyrics and sheet music, Appendix A</i></p>	<p><i>Let's ask God to help us to remember this and even tell others this good news. Let's get ready and pray our ACTS prayer.</i></p> <p><i>And what does ACTS mean? Let's sing/say our ACTS Prayer Chant!</i></p> <p><b>ACTS Prayer Chant Song</b> <span style="float: right;"><i>DDD NIV Songs 15, tracks 10,11</i></span></p> <p>A, Adoration, God, we praise You!                  C, Confession, Forgive us our sins.      That's the ACTS prayer, my friend,                  T, Thanksgiving, Thank You for Jesus,      Bow your head, Close your eyes, Shhh,                  S, Supplication, Help us to live like Him..      Let's begin.</p>
<p><b>Closing ACTS Prayer</b></p>	<p>"Let's pray!"</p> <p><i>Lead the children in the ACTS prayer for this Bible Truth.</i></p> <p><b>A</b> We praise You, God, for saving Your people, the Church. We praise You for Your faithfulness to Your people throughout all time.</p> <p><b>C</b> God, sometimes we don't want to hear about all the wonderful things You've done for Your people. Sometimes, we don't want to pray for You to do more. We just want to think about ourselves and do what we want to do. We need a Savior!</p> <p><b>T</b> God, thank You for Your Word, the Bible, that tells us about the great things You did for Your people who lived long ago. Thank You for all You do for Your people today, all around the world. Thank You for letting us hear of Your mighty works, and for using them to help us to keep trusting in You and living for You. Thank You for hearing our prayers to do even more.</p> <p><b>S</b> God, work in our hearts. Help us to turn away from our sins and trust in Jesus as our Savior that we might become Your people. Help us to love hearing about the mighty things You have done, long ago and today. Help us to praise You more because of what You have done. Help us to trust You and live for You. Help us to encourage others who gather together with us. In Jesus' name we pray, Amen.</p>
<p><b>5. TAKING IT HOME</b> <i>(Take Home Sheet)</i></p>	
<p><b>Clean up and Dismissal</b> ★</p>	<p>"Now it's time to work together and clean up."  <i>Have the children join you in cleaning up the room.</i></p>
<p><b>Coloring Pages/ Take Home Sheets</b> ★</p> <p><i>in Appendix C</i></p>	<p><i>Give out the craft/take home sheet and any other papers from the session, as you dismiss children from class.</i></p> <p><i>(Reminder: The back side of the coloring page is the take home sheet for each lesson.)</i></p>
<p><b>Bible Story to Take-Home</b></p> <p><i>in Appendix C</i></p>	<p>You may also want to include a copy of the story along with the take home sheet. (However, each coloring sheet/take home sheet includes a note to parents telling where they can download the story from the Parent Resources section on the website.</p>

**The Case of the Amazing Answer**

Acts 12:1-18

**Story-telling Tips**

Ahead of time:

1. Read the Bible verses and story. Pray!
2. Choose story action cues and prepare storyboard figures/Story Scenes, if using. (In Visual Aids book)
3. Practice telling story with the storyboard figures/Story Scenes, timing your presentation. Shorten, if necessary.

During your presentation:

1. Maintain as much eye contact as possible as you tell the story.
2. Put up storyboard figures/add story action cues/hold up Story Scenes as you tell the story. Allow the children to help you put them on the board, if desired.
3. Include the children in your story with a few questions about what they think will happen or words/concepts that might be new to them.
4. Watch the kids for signs that their attention span has been reached. Shorten, if necessary.

**INTRODUCTION/ LISTENING ASSIGNMENTS**

**“Our story is called: The Case of the Amazing Answer. Here is your listening assignment.”** Read from Detective Dan’s Listening Assignment signs, but questions are summarized below:

**Detective Dan’s Lesson #1 Listening Assignment:**

I need to find out:

1. Who was in trouble? Who prayed for him?
2. What was God’s amazing answer?

**Detective Dan’s Lesson #2 Listening Assignment:****Our Bible Verse is Ephesians 6:18:**

“And pray in the Spirit on all occasions with all kinds of prayers and requests. With this in mind, be alert and always keep on praying for all the saints.”

I need to find out:

1. What kinds of things did God’s people ask God to do?
2. How did God answer these prayers?

**Detective Dan’s Lesson #3 Listening Assignment:**

I found six clues, but only 4 of them are in the story.

They are: a flower, a servant girl, a rug, a jail, leaders, and an angel. *Hold each of them up for the children to see as you identify them.*

I need to figure out:

1. Which four belong in our story?
2. What amazing thing did God’s people ask God to do for Peter? How did God answer their prayers?

**Read the assignment questions, THEN SAY,**

“Ok, Deep Down Detectives! Put on your best listening ears and see if you can hear the answers to Detective Dan’s questions. When I finish telling the story, we will see if we can answer all the questions.”

*Read the Bible Truth story, answer questions, present the gospel and lead in prayer.*

*Answers to questions; the gospel; and, ACTS prayer are included with the story text.*



**The Case of the Amazing Answer** *Acts 12:1-18**Story with lines separating paragraphs (text in bold, optional interaction cues in italics)*

**Life was exciting for Christians in the big city of Jerusalem. They told the good news of Jesus to all who would listen. Many people not only listened but believed! THOUSANDS of people had turned away from their sins and trusted in Him as their Savior, just weeks after Jesus had risen from the dead and gone to heaven!**

**These new believers joined the other Christians as they gathered together as a church. This made the Christians so happy! They wanted everyone to be saved from God's punishment for their sins. They wanted everyone to worship God and love one another. How exciting it was to see the Holy Spirit work in the hearts of so many new people!**

**But life wasn't just EXCITING for these Christians. It was dangerous, too. For while the Christians were happy about all these new believers, there were others in Jerusalem who were very, very angry about it. These enemies would do whatever they could to STOP more people from believing in Jesus.**

**Perhaps angriest of all the angry people, were the important, Jewish leaders in Jerusalem. They did NOT believe that Jesus was God's Son, the Savior. They thought Jesus was just a fake.**

**"We must stop those Christians from telling people about Jesus. They are ruining everything," these important leaders told each other. And so, they began to send soldiers to hurt the Christians and put them in jail. They even began to kill some of them.**

**But no matter what those leaders did, the Christians kept on doing the very things those important leaders did not want them to do. They gathered together to worship God: they prayed together, listened to preaching from God's Word, the Bible, and shared with each other the amazing things God was doing. They gathered together to love one another, too. They cared for each other's needs, making sure everyone had enough food, clothes, and anything else they needed. And when they left their gatherings, what did they do? They kept on telling people about Jesus, that even more might be saved.**

**"GRRRR," those important leaders were so mad! They must stop these Christians, but how? All Jerusalem waited to see what would happen.**

**It didn't take long to find out. Herod Agrippa, the Roman king over Jerusalem, had been looking for a way to make friends with the Jewish leaders. The people of Jerusalem didn't want a Roman king, and often disobeyed him. But if Herod could make the Jewish leaders happy, they could help the people be happy with him, too. Getting rid of these Christians was just the chance he was looking for. So, King Herod sent his soldiers to arrest Christians. He even had them kill James, one of Jesus' first disciples! Oh, no!**

**Now, the Christians were sad, and the Jewish leaders were happy. Herod liked this. His plan was working. So, he decided to capture and maybe kill another, even more important leader of the Christians. You might even be able to guess his name. It starts with a "P" and he was one of Jesus' closest friends.**

*Can you tell me his name?*

**It was Peter! Yes, King Herod knew catching Peter would make those Jewish leaders really, REALLY happy! No telling what Herod could get them to do for him, if he got rid of Peter. "Catch Peter and put him in jail," King Herod ordered his soldiers. And that's just what they did. They found Peter and locked him up.**



*Story with lines separating paragraphs (text in bold, optional interaction cues in italics)*

**"Guard Peter carefully! Chain him to two soldiers," the soldiers were told. "And put two extra soldiers outside the door of his jail room, just to be sure," King Herold ordered. "We don't want Peter to escape. I will bring him out to the people in a few days and decide what should happen to him then. Perhaps I will kill him like I did James," Herod said.**

**What would the Christians do now? Their enemies were getting so strong. They had killed James, and now Peter was in jail. What would they do if Herod killed him, too? Should they stop gathering together? Should they stop telling people about Jesus? No, they SHOULD'N'T! Could they try to get Peter out of jail? No, they COULDN'T! Then what COULD they do???**

*What do you think will happen?*

**The believers knew what to do. They gathered together and asked for help from the One who could always help. Do you know Who that was?**

*Can you guess?*

**It was God!!!!**

**So, the believers gathered together and prayed and prayed and prayed. "Please, God, help Peter to be brave. Please, God, free him from jail. Please, God, help us to keep on telling people about Jesus," they asked Him.**

**Day after day, night after night, Peter stayed in jail. Day after day, night after night, the little church of believers kept gathering together to pray for him. But still, nothing happened. Didn't God hear them? Wasn't He listening? Didn't He care?**

*What do you think?*

**Yes, God heard them. He was listening, and He cared. But He was doing everything in His perfect way and in His perfect time.**

**At last, it was the very night before King Herod would bring Peter out, and probably kill him. Once again, the church gathered to pray--this time at Mary's house (the mother of John Mark). "Please, God, make Peter bold and brave. Please, God, free him from jail. And please, God, help us to keep on telling people about Jesus," they prayed. And at last, God answered their prayers with a ....**

*What do you think He answered their prayers with now? With a "yes" or a "no"?*

**With a great, big, amazing YES! Let's see what God did.**

**Deep in the jail, Peter slept, still tied to two soldiers with chains. Outside his jail room, two soldiers still kept guard. They wanted to make sure this night of all nights that Peter did not escape!**

**But suddenly, a light shone in the jail cell. God had sent someone to help Peter. Who could it be?**

*Who do you think?*

**It was an angel from heaven!**

*Story with lines separating paragraphs (text in bold, optional interaction cues in italics)*

The angel struck Peter on the side and woke him saying, **“Get up quickly!”** **“Clank!”** off the chains fell from Peter’s hands and to the ground, by God’s power. **“Get dressed and put on your sandals,”** the angel urged Peter. **“Wrap your cloak around you and follow me.”**

Peter did just what the angel said. He got dressed, then followed the angel through the door, right past the guards, without anyone noticing them. Then **“CREEAK!”** the outer heavy, iron gate of the jail opened for them, all by itself. Peter and the angel passed through the gate and into the dark streets of Jerusalem. **Isn’t God amazing!**

Then, the angel left Peter as suddenly as he came. Peter stood alone in the dark, amazed. The LORD had rescued him! He was free!

Where should Peter go? What should Peter do? Who should Peter tell?

*Can you guess?*

Peter knew **EXACTLY** where to go and what to do and who to tell! He would tell the other believers!

Peter made his way through the dark streets to the house where the believers gathered to pray. Oh, no! The door was locked. **“Knock, knock!”** Peter rapped on the door of the gateway until Rhoda, the servant girl came. **“It’s me! Let me in!”** Peter whispered to her.

**“It’s Peter! It’s Peter! I know his voice! God has rescued him,”** Rhoda exclaimed. Rhoda ran to tell to the others the good news, but was so excited that she forgot to let Peter in.

**“You are crazy! It can’t be Peter! Peter is in jail!”** they told her. How funny that the believers were praying for God to rescue Peter, but didn’t believe He had really done it!

But when Peter kept knocking, and at last, they opened the door. It really **WAS** Peter! Peter motioned for them to be quiet. He had escaped, but how long would it be before his enemies would come looking for him? He must be careful!

Then, Peter shared with the little church the amazing way God had answered their prayers. No enemy could stop God’s people with God answering their prayers! God’s plans would always win! How they all praised God that night for all the amazing things that He had done!

**Cracking the Case:** (story wrap-up for Listening Assignments)

It's time to see how we did with our Listening Assignment.

**Detective Dan's Lesson 1 Listening Assignment:**

**1. Who was in trouble? Who prayed for him?** Peter was in trouble. The little church of believers prayed for him to be rescued.

**2. What was God's amazing answer?** God sent an angel to free Peter from jail and bring him safely back to them.

**For You and Me:**

God is the same God today as He was back in Bible times. He wants His people to keep on asking Him to do amazing things. One of the first amazing things we can ask Him to do is help us turn away from our sins and trust in Jesus as our Savior. This is how we become God's people. God loves to answer this prayer and many other ones just as amazing!

**Detective Dan's Lesson 2 Listening Assignment:  
Our Bible Verse is Ephesians 6:18:**

"And pray in the Spirit on all occasions with all kinds of prayers and requests. With this in mind, be alert and always keep on praying for all the saints."

**1. What kinds of things did God's people ask God to do?** To rescue Peter from being killed.

**2. How did God answer these prayers?** God sent an angel to free Peter from jail and bring him safely back to them.

**For You and Me:**

God is the same God today as He was back in Bible times. He wants His people to keep on asking Him to do amazing things. One of the first amazing things we can ask Him to do is help us turn away from our sins and trust in Jesus as our Savior. This is how we become God's people. God loves to answer this prayer and many other ones just as amazing!

**Detective Dan's Lesson 3 Listening Assignment:**

Our six clues were: a flower, a servant girl, a rug, a jail, leaders, and an angel. Hold each of them up for the children to see as you identify them.

**1. Which four belong in our story?**

The servant girl, jail, leaders and angel belong. The flower and the rug do not.

**2. What amazing thing did God's people ask God to do for Peter? How did God answer their prayers?**

They asked Him to rescue Peter from jail and from being killed. God sent an angel to free Peter from jail and bring him safely back to them.

**For You and Me:**

God is the same God today as He was back in Bible times. He wants His people to keep on asking Him to do amazing things. One of the first amazing things we can ask Him to do is help us turn away from our sins and trust in Jesus as our Savior. This is how we become God's people. God loves to answer this prayer and many other ones just as amazing!

**The Gospel** (story wrap-up if NOT using Listening Assignments)**Our Bible Truth is:****Why Do God's People Go to Church?****To Worship God and Love One Another...****By Telling What God Has Done and Praying!**

God's people especially love to share how God saved them. Each one has a special story of how they heard the good news of Jesus, turned away from their sins, and trusted Jesus as their Savior. And it's no wonder they love to tell their story because it is the best day of their life!

We, too, can be God's people when we turn away from our sins and trust in Jesus as our own Savior. It will be the best day of our life, too! There's nothing better than being forgiven by God and having special closeness with Him! Ask Him to help you have this!

*Close in prayer.*

**Closing ACTS Prayer**

- A** We praise You, God, for saving Your people, the Church. We praise You for Your faithfulness to Your people throughout all time.
- C** God, sometimes we don't want to hear about all the wonderful things You've done for Your people. Sometimes, we don't want to pray for You to do more. We just want to think about ourselves and do what we want to do. We need a Savior!
- T** God, thank You for Your Word, the Bible, that tells us about the great things You did for Your people who lived long ago. Thank You for all You do for Your people today, all around the world. Thank You for letting us hear of Your mighty works, and for using them to help us to keep trusting in You and living for You. Thank You for hearing our prayers to do even more.
- S** God, work in our hearts. Help us to turn away from our sins and trust in Jesus as our Savior that we might become Your people. Help us to love hearing about the mighty things You have done, long ago and today. Help us to praise You more because of what You have done. Help us to trust You and live for You. Help us to encourage others who gather together with us.

In Jesus' name we pray, Amen.

***Go to Lesson Plan, p.9 for the script to the rest of the lesson.***

# Deep Down Discussion Sheet

use with all THREE lessons

Use with all response activities for deeper learning



P.1

Questions to aid discussion of the key concepts and for use in games

Be familiar with these questions and answers. Look for opportunities to ask questions and discuss their answers, such as while the children work on their coloring pages, as part of their response games, or during play time. Remember: your goal isn't to ask all these questions or only talk to the children about these things. It's to be deliberate in having good conversations with them, however much or little you have.

<p><b>BIG QUESTION</b></p> <p><b>Meaning</b></p>	<p>Why Do God's People Go to Church? To Worship God and Love One Another!</p> <p>A church is God's people gathering together. Some churches meet in special buildings. Some churches meet in homes. Some meet outside. No matter where they meet, when God's people gather together, they are a church. When God's people gather together as a church, they worship God. They worship Him for being the one, true God who is not like anyone else. They worship Him for saving them through Jesus. They sing songs and pray to God. They listen to the Bible and learn how to obey it. God's people also gather together to love one another. They talk with each other, and take care of each other, and pray for each other. The Bible tells us that God's people are to meet together often. It tells us that when they gather together, Jesus will be there with them in a special way. We can be God's people when we turn away from our sins and trust in Jesus as our Savior. Then, we will gather together with God's people to worship God and love one another, too!</p>
<p><b>Discussion Questions</b></p> <p>choose a few</p>	<ol style="list-style-type: none"> <li>1. Why do God's people go to church? <i>To worship God and love one another.</i></li> <li>2. What is the name of God's people meeting together? <i>A church.</i></li> <li>3. Where do churches meet? <i>Sometimes in buildings, sometimes in homes, sometimes outside.</i></li> <li>4. Who do God's people worship when they meet together? <i>God.</i></li> <li>5. What kinds of things do they worship about God? <i>He is the one, true God. He is their Savior.</i></li> <li>6. What kinds of things do they do when they meet together? <i>Sing and pray; listen to the Bible and learn how to obey it; love each other.</i></li> <li>7. Who promises to be with God's people in a special way when they gather together? <i>Jesus.</i></li> </ol>

<p><b>BIBLE TRUTH</b></p> <p><b>Meaning</b></p>	<p>To Worship God and Love One Another... By Telling What God Has Done and Praying!</p> <p>When God's people gather together, they share with each other wonderful things God has done. They remind each other of the great things God did long ago in Bible times: how God always kept all His promises and did mighty things to save His people. They hear stories about how God has been at work around the world, bringing many other people to put their trust in Jesus as their Savior. They share with each other how God has been at work in their lives, caring for them and helping them live for Him. Oh, how faithful God has been to His people! Oh, how faithful God continues to be to them! All these stories of God's goodness and faithful helps them to keep on trusting God and living for Him.</p> <p>But God's people don't just talk to each other about what God has done. They also talk to God about them! All these stories of them. They praise and thank Him for what He has done. They confess ways they have disobeyed Him and seek His forgiveness. They ask Him to do more great things, in their lives and around the world.</p> <p>God delights in His people gathering together to pray. Jesus tells us in the Bible that when two or more of God's people are gathered together and praying that He will be there with them in a special way. Whether on their own or gathered together, God's people know God will always answer their prayers in the way He knows is best. We can become God's people, too, when we turn away from our sins and trust in Jesus as our Savior.</p>
<p><b>Discussion Questions</b></p> <p>choose a few</p>	<ol style="list-style-type: none"> <li>1. What kinds of things do God's people share with each other when they gather together? <i>The many, wonderful things God has done.</i></li> <li>2. What do they want to do when they hear what God has been doing? <i>They want to praise God and trust Him even more.</i></li> <li>3. Who else do they talk to about what they share, besides each other? <i>God.</i></li> <li>4. What kinds of things do God's people pray about? <i>They praise Him; they confess their sins to Him; they thank Him; and, they ask Him to do great things.</i></li> <li>5. What is the best, first prayer that we can pray? <i>To ask God to help us to turn away from our sins and trust in Jesus as our Savior. This is we become God's people.</i></li> </ol>

**Deep Down Discussion Sheet**

use with all THREE lessons

**P.2**

Questions to aid discussion of the key concepts and for use in games

**THE GOSPEL**

What is God’s good news for you and me? *The gospel! Why do God’s people go to church? To worship God and love one another... by telling what God has done and praying! God’s people have so many things to share with each other when they gather together! They love to tell what they have seen Him do and pray to Him to do more. God is amazing! He hears His people’s prayers and answers them. Nothing can stop His plans! No wonder God’s people love to pray for God to work! No wonder God’s people have so much to share when they gather together! But the most amazing answer to prayer we can ever know is when God answers our prayer to forgive our sins. You see, we have all disobeyed God and deserve His punishment. But God, in His great mercy, has provided us a way to be forgiven our sins and to become His people. How? Through His Son, Jesus. Jesus came to earth and lived a perfect life. On the cross, He chose to suffer and die, giving up His life as the full payment for sins. On the third day, Jesus rose up from the grave. He had done it! He had beaten sin and death for God’s people! Now, all who turn away from their sins and trust in Jesus as their Savior receive God’s forgiveness. This is how they become God’s people forever. God can help you do this, too! Ask Him to help you! He loves to answer this prayer.*

**BIBLE TRUTH  
BIBLE VERSE**

“And pray in the Spirit on all occasions with all kinds of prayers and requests. With this in mind, be alert and always keep on praying for all the saints.” --Ephesians 6:18

**Learn a Little:** “Always keep on praying for all the saints.”

**Meaning**

“Saints” is a big, Bible word for God’s people. God’s people pray when they gather together at church. They praise God and they confess their sins to Him. They thank Him for all the ways He has cared for them. They ask Him to do more great things and to help them to love Him and live for Him. There is so much to pray for!

Sometimes God’s people get tired of praying. Sometimes God’s plans take much longer than they want. It would be easy to stop praying and give up. But there’s someone who helps God’s people keep on interceding (a big Bible word for praying for others). Who is it? It’s God, Himself. Yes, God’s Holy Spirit is at work inside of each of them helping them even to talk to God. We can become God’s people when we turn away from our sins and trust in Jesus as our Savior.

**Discussion  
Questions**

1. What are “saints?” *It is a big, Bible word for God’s people--all who turn away from their sins and trust in Jesus as their Savior.*
2. Who should keep on praying for “the saints,” God’s people? *God’s people should!*
3. When should God’s people pray? *On all occasions... all the time.*
4. What kinds of things do God’s people pray about when they gather together as a church? *They praise God and confess their sins to Him. They thank Him for how He has cared for them. They ask Him to do more, great things and to help them love Him and live for each other.*
5. How can we become one of God’s people? *We can ask God to help us to turn away from our sins and trust in Jesus as our Savior. He loves to answer these prayers!*

*choose a few*

**BIBLE STORY**

**The Case of the Amazing Answer**

**Discussion  
Questions**

1. Why was it getting so hard for the believers in Jerusalem? *Their enemies, and even King Herod, were trying to stop them. The king had taken James and had him killed. Then, he took Peter and put him in prison. He was probably planning to kill him, too.*
2. What did the king do to make sure that Peter did not escape? *He chained him between two soldiers in his jail room and then put two more soldiers outside the door as guards.*
3. What did the believers do while Peter was in jail? *They prayed and prayed that God would rescue him.*
4. How did God rescue Peter? *He sent an angel to him, who helped him out of the jail room, past the guards and through the big gates.*
5. What kinds of things can God’s people today pray for? *For God to help His people love each other; to love and obey Him; to help others hear the good news of Jesus and be saved.... and many other things.*
6. How can we become God’s people? *By turning away from our sins and trusting in Jesus as our Savior.*

*choose a few*