

DEEP DOWN DETECTIVES

**70 Bible Truths
for Inquisitive 4-7's**



Unit 12

**Core Curriculum, ESV
God's People Live for Him**



Curriculum for preschool and elementary age children,
training tools, music and other resources
are available for download or to order at:
www.praisefactory.org

© 2017 Praise Factory Media

This and many other resources are available online at www.praisefactory.org

Scripture quotations marked (NIV) are taken from the Holy Bible,
New International Version®, NIV®. Copyright © 1973, 1978, 1984 by
Biblica, Inc.™ Used by permission of Zondervan. All rights reserved worldwide.www.zondervan.com

Scripture quotations marked (ESV) are from The Holy Bible, English
Standard Version® (ESV®), copyright © 2001 by Crossway,
a publishing ministry of Good News Publishers. Used by permission. All rights reserved.

Scripture quotations marked HCSB are taken from the
Holman Christian Standard Bible®, Copyright © 1999, 2000, 2002, 2003, 2009
by Holman Bible Publishers. Used by permission. Holman Christian Standard Bible®,
Holman CSB®, and HCSB® are federally registered trademarks of Holman Bible Publishers.

Psalm 100

the psalm behind the name



(v.1) Make a joyful noise to the LORD, all the earth!

(v.2) Serve the LORD with gladness!

Come into His presence with singing!

(v.3) Know that the LORD, He is God!

It is He who made us, and we are His;

We are His people, and the sheep of His pasture.

(v.4) Enter His gates with thanksgiving,

And His courts with praise!

Give thanks to Him; bless His name!

(v.5) For the LORD is good;

His steadfast love endures forever,

And His faithfulness to all generations.

May this curriculum help you to be manufacturers of noisy joy unto the LORD (v.1). To sing (v.2), to know (v.3), and to worship Him with thanksgiving and praise (v.4), that the witness of His great faithfulness might continue through all generations (v.5).

The LORD is amazing! They Should Live Like Jesus!

Constance Dever
June 27, 2016

Table of Contents

Getting to Know the Deep Down Detectives Curriculum	9
Getting Started with Deep Down Detectives	9
Deep Down Detectives Overview Flyer	11
Session Prep	13
Learning More about Deep Down Detectives Curriculum, by Resource	14
Learning More about Deep Down Detectives Curriculum, by Activity	16
Customizing the Curriculum: Know Yourself to Know What You Need	21
Customizing the Curriculum: Build-Your-Own-Curriculum Sandwich	22
Common Customizations: by Age Groups	23
Common Customizations: Teaching Situations	25
Maiden Voyage: Testing Out the Curriculum	27
The Real Launch: Implementing the Curriculum in Your Situation	28
Protect Your Investment: Tips on Storing the Curriculum for Future Use	29
Master Supplies List for All Deep Down Detectives Games (this list also included in Appendix B)	33
VBS, Camps and Other Programs	36
The Praise Factory Bible Truths across the Three Curriculums	41
CORE CURRICULUM FOR UNIT 12: GOD’S PEOPLE LIVE FOR HIM	
How Should God’s People Live? They Should Live Like Jesus...	
Bible Truth 1: By Asking God for His Help	45
Session Prep	46
Unit Overview	47
Songs Track Numbers	49
Bible Truth Overview Sheet	50
Lesson Plan	51
Bible Story	63
Discussion Sheet	71
Bible Truth 2: By Loving God Most of All	73
Session Prep	74
Unit Overview	75
Songs Track Numbers	76
Bible Truth Overview Sheet	77
Lesson Plan	79
Bible Story	91
Discussion Sheet	97
Bible Truth 3: By Loving Other People as God Has Loved Them	99
Session Prep	100
Unit Overview	101
Songs Track Numbers	103
Bible Truth Overview Sheet	104
Lesson Plan	105
Bible Story	117
Discussion Sheet	123
Bible Truth 4: By Trusting God and Being Happy with What He Wants	125
Session Prep	126
Unit Overview	127
Songs Track Numbers	129
Bible Truth Overview Sheet	130
Lesson Plan	131
Bible Story	143
Discussion Sheet	151

Bible Truth 5: By Learning God’s Word and Obeying It	153
Session Prep	154
Unit Overview	155
Songs Track Numbers	157
Bible Truth Overview Sheet	158
Lesson Plan	159
Bible Story	171
Discussion Sheet	177
Bible Truth 6: By Saying “No” to Disobeying God	179
Session Prep	180
Unit Overview	181
Songs Track Numbers	183
Bible Truth Overview Sheet	184
Lesson Plan	185
Bible Story	197
Discussion Sheet	203
Bible Truth 7: By Telling the Good News of Jesus	205
Session Prep	206
Unit Overview	207
Songs Track Numbers	209
Bible Truth Overview Sheet	210
Lesson Plan	211
Bible Story	223
Discussion Sheet	229
Bible Truth 8: By Making Much of God	231
Session Prep	232
Unit Overview	233
Songs Track Numbers	235
Bible Truth Overview Sheet	236
Lesson Plan	237
Bible Story	249
Discussion Sheet	255
APPENDIX A: Songs	257
Index of Songs	258
Track Numbers	261
General Classroom Songs (Used every lesson, every unit)	263
Lyrics	265
Sheet Music	269
Unit 12 Songs (Used every lesson throughout the unit)	273
Lyrics	275
Sheet Music	281
Bible Truth 1 Songs	289
Bible Truth 2 Songs	297

Bible Truth 3 Songs	301
Bible Truth 4 Songs	305
Bible Truth 5 Songs	321
Bible Truth 6 Songs	329
Bible Truth 7 Songs	335
Bible Truth 8 Songs	339
APPENDIX B: Games	347
Games Index	348
Master Supplies List for All Deep Down Detectives Games	349
Bible Verse Games	353
Music, Movement & Memory Activities	366
Bible Story Review Games	379
APPENDIX C: Crafts and Take Home Sheets	393
Bible Truth 1 Crafts	395
Bible Truth 2 Crafts	417
Bible Truth 3 Crafts	437
Bible Truth 4 Crafts	457
Bible Truth 5 Crafts	481
Bible Truth 6 Crafts	501
Bible Truth 7 Crafts	523
Bible Truth 8 Crafts	543
APPENDIX D: Free Time Activity Suggestions	563
APPENDIX E: Resources to Make or Buy	569
Making a Big Question Box/Briefcase	570
Making a Flannelgraph Storyboard	571
Making Durable Storyboard Pictures	571
Making Durable Story Scene Pictures	571
Making the Deep Down Detectives Bible Folder	572

Deep Down Detectives Curriculum Resources

There are five companion resources for each of the sixteen units of Deep Down Detectives. Use whichever resources are useful to your setting. Deep Down Detectives resources are available as free, digital downloads at praisefactory.org, or for purchase as hard copies through amazon.com.

Make sure to check out the “Bits and Pieces” section of the Deep Down Detectives curriculum online. It has all of the resources separated out making it easy for you simply to pick, choose and print out whatever you want.

Deep Down Detectives Core Curriculum Book, ESV/NIV for each unit

The Deep Down Detectives Core Curriculum book contains the curriculum introduction, the lesson plans, stories, music, activities and take home sheets for each of the units.

Deep Down Detectives Visual Aids with Simple Story Scenes, ESV/NIV for each unit

This resource provides large, colorful signs of the key concepts used in the unit, PLUS, easy-to-use, colorful scenes that you hold up in sequence as you tell the story. The story text for each scene is printed on the bottom of each scene.

Deep Down Detectives Simple Story Scenes, ESV/NIV for each volume

This resource includes only 2-page overview for Bible Truth, the story scenes, and take home sheets. This is a great, basic resource for use at home and in many classroom teaching situations.

Deep Down Detectives Small Format Visual Aids, ESV/NIV (Small Format Storyboard Pictures) for each volume

This resource provides large, colorful signs of the key concepts used in the unit, PLUS, colorful storyboard (flannelgraph) pictures to cut out and use as you tell each story. These storyboard pictures are for use with storyboards at least 24" x 36" in size.

Deep Down Detectives Large Format Visual Aids, ESV/NIV (Large Format Storyboard Pictures) for each volume

This resource provides large, colorful signs of the key concepts used in the unit. It also provides colorful storyboard (flannelgraph) pictures to cut out and use as you tell each story. These storyboard pictures are for use with storyboards 36" x 48" in size.

All of these materials may be photocopied for non-commercial church, classroom or school use by licensed users.


Other Resources in the Praise Factory Family of Curriculum

Deep Down Detectives is the second in a family of three, inter-related curriculums:

- Hide 'n' Seek Kids (focus group: ages 2-4; adaptable range: ages 2-pre-K 5's)
- Deep Down Detectives (focus group: ages 4--6's; adaptable range: ages 3-2nd grade)
- PFI: (focus group: grades K-5th grade; adaptable range: pre-K 5's-6th grade)

Each curriculum teaches the same biblical themes, but are presented in greater depth as the children grow and develop. Together, the curriculums work like an expanding spiral of truth that returns to reinforce the same truths with each curriculum, yet leading the children to deeper understanding with each step up.

Learn more about these curriculums as well as other resources and ideas for reaching children with the gospel at: www.praisefactory.org.

 <h2 style="text-align: center;">DEEP DOWN DETECTIVES</h2> <p style="text-align: center;">designed for ages 4-6, often used with ages 3-7</p> <p style="text-align: center;">the second of 3 curriculums in the Praise Factory family</p> <p style="text-align: center;">downloads and hard-copies available through www.praisefactory.org</p>	<h3 style="text-align: center;">DEEP DOWN DETECTIVES SESSION OVERVIEW</h3> <p>Session Format: Circle Times, Free Play and Your Choice of Activities Each session is structured around Circle Time and Free Play Time. Circle Times are used to introduce and review the concept, Bible verse, Bible story, and the ACTS prayer. (A prayer including <u>A</u>doration, <u>C</u>onfession, <u>T</u>hanksgiving, and <u>S</u>upplication related to the Bible truth they are learning.) Free play is not only enjoyable, but also helps to replenish attention spans and prepare the children for more group listening later in the session. Every session also includes lots of response activities that you may choose to use during free play time to add as much reinforcement as best suits your children. Each Deep Down Detectives session follows the same four-part format, as described here:</p> <p>PART 1: Getting Started A time to welcome the children to the class, enjoy free play, music, and/or play a Bible verse game.</p> <p>PART 2: Opening Circle Time The children are gathered together for their primary teaching time. The Big Question and Bible Truth (and related songs) are introduced. A listening assignment* is given, the Bible story told, then the listening assignment answered at the end of story time.</p> <p>PART 3: Free Play/Activity Time The children participate in free play and/or response activities.</p> <p>PART 4: Closing Circle Time The children gather together for a brief review of what they have learned and a closing prayer. Teachers give out take home sheets as children are dismissed.</p> <p>*As with the other two Praise Factory curriculums, Deep Down Detectives has a few detective-ish elements to it. (1) There is the "Big Question Briefcase" that contains the key concept visual aids and the Bible storyboard pictures that the teacher uses as he teaches. And (2), Each story is called "The Case of the" and comes with "Detective Dan's Listening Assignments." These are listening assignments to be solved as the children listen to the story. There are 3 different listening assignments--one for each of the 3 sessions of curriculum included with each Deep Down Detectives Bible Truth. These questions are especially good for use with three-year-olds or older preschoolers.</p> <p>Session Length The resources for each Deep Down Detectives session--as described in the lesson plan--are designed for a 60 to 90 minutes session. However, they can be easily tailored to fit a shorter or longer session.</p>
<h3 style="text-align: center;">DEEP DOWN DETECTIVES... AT A GLANCE</h3> <ul style="list-style-type: none"> • Teaches the 16 Biblical (theological) themes used in all three Praise Factory curriculums, but in greater depth than in Hide 'n' Seek Kids. Each of these themes is presented as a "Big Question and Answer." • Each theme is taught as a series of Bible truths that develop the theme. There are 69 Bible truths in all. • There is one Bible story and one Bible verse for each of the 69 Bible truths. All of the Bible verses are set to music, which can be a great aid in learning and remembering them. • There are three sessions of curriculum per Bible truth. Use as few or as many as you want. Each is jam-packed with activities. • The multiple sessions give children the time they need to really learn each truth. The new activities keep the learning fresh each session. • The curriculum for each Bible truth comes with a fully-scripted lesson plan, beautiful storyboard pictures, games, crafts, take-home sheets, and lots of music. • The curriculum is flexible and is easily adaptable to many different teaching settings. • Both downloads and hard copies available. 	

Note: *If desired, you can start out each of the 16 units of Deep Down Detectives with one session (or more) from Hide 'n' Seek Kids curriculum. This creates a nice introduction to the over-arching theme for each unit. It would also add 16 or more sessions to the curriculum.

DEEP DOWN DETECTIVES SCOPE AND SEQUENCE			
UNIT	BIBLE TRUTHS TAUGHT	UNIT	BIBLE TRUTHS TAUGHT
Unit 1: The God Who Reveals Himself Q: How Can I Know What God Is Like? A: He Shows Me What He's Like!	1. By the Heart He Gave Me to Know and Love Him 2. In Everything I See All Around Me 3. In the Bible, the Perfect Word of God 4. Through His Very Own Son, Jesus Christ	Unit 9: Jesus Christ, Immanuel, God with Us Q: What Did Jesus Come to Do? A: Jesus Came to Bring Us to God!	1. He Left His Home in Heaven to Save Us 2. He Never, Ever Disobeyed God 3. He Taught about God and Did Amazing Things 4. He Died on the Cross for His People's Sins 5. He Rose from the Dead 6. He Went Up to Rule in Heaven
Unit 2: God's Wonderful Word, the Bible Q: What's So Special about the Bible? A: It Alone Is God's Word!	1. God Made Sure It Was Written Down Just Right 2. It Tells Us about God and His Plans 3. God Uses It to Save His People 4. God Uses It to Change His People	Unit 10: The Holy Spirit: The Indwelling God Q: What Does the Holy Spirit Do in God's People? A: He Changes Their Hearts!	1. The Holy Spirit Lives in God's People 2. The Holy Spirit Gives God's People Courage 3. The Holy Spirit Gives God's People Wisdom 4. The Holy Spirit Builds God's Church
Unit 3: The Good News of God, the Gospel Q: What Is the Gospel? A: Salvation through Faith in Jesus Christ!	1. God Made Us and We Should Obey Him 2. We Have All Disobeyed God and Deserve His Punishment 3. God Sent Jesus to Pay for God's People's Sins 4. God Saves All Who Repent of Their Sins and Trust in Jesus	Unit 11: The God Who Saves Q: How Can We Be Saved? A: It Is God's Free Gift!	1. When We Trust in Jesus as Our Own Savior 2. When We Tell God Our Sins and Turn Away from Them 3. When the Holy Spirit Works in Our Hearts
Unit 4: The God Like None Other Q: Can Anybody Tell Me What the LORD Is Like? A: He's Not Like Anyone Else!	1. He Is a Glorious Spirit 2. He Is the One, True God 3. He Is God the Father, Son and Holy Spirit: One God, but Three Persons 4. He Is Everywhere, All the Time 5. He Knows Everything There Is to Know 6. He Is Perfectly Holy, Purely Good 7. He Can Do Anything He Wants to Do 8. He Is Always Faithful, Through and Through	Unit 12: God's People Live for Him Q: How Should God's People Live? A: They Should Live Like Jesus!	1. By Asking God for His Help 2. By Loving Him Most of All 3. By Loving Other People as God Has Loved Them 4. By Trusting God and Being Happy with What He Wants 5. By Learning God's Word and Obeying It 6. By Saying "No" to Disobeying God 7. By Telling the Good News of Jesus 8. By Making Much of God
Unit 5: God, the Good Creator Q: Can You Tell Me What God Made? A: God Made All Things Good!	1. He Made Everything Good in Heaven and Earth 2. He Made People in a Special Way	Unit 13: The Sustaining God Q: Why Do God's People Keep Believing in Him? A: It Is God's Sustaining Grace!	1. God Alone Sustains His People 2. God the Father Promises to Help His People 3. Jesus Provides God's People with Everything They Need to Live for Him 4. The Holy Spirit Works in His People 5. The Word of God Grows God's People 6. God Uses His People to Strengthen and Comfort Each Other
Unit 6: God, the Just and Merciful Q: How Did Bad Things Come into God's Good World? A: Bad Things Came Through Sin!	1. When Adam and Eve Chose to Disobey God 2. When It Spread to the Whole World	Unit 14: The God Who Delights in Our Prayers Q: How Does God Want Us to Pray? A: Every Night and Day!	1. He Wants Us to Praise Him 2. He Wants Us to Confess Our Sins to Him 3. He Wants Us to Thank Him 4. He Wants Us to Ask Him to Do Great Things
Unit 7: The God Who Saves Q: How Can We Be Saved? A: It Is God's Free Gift!	1. When We Tell God Our Sins and Turn Away from Them 2. When We Trust in Jesus As Our Own Savior 3. When the Holy Spirit Works in Our Hearts	Unit 15: God's People Gather Together Q: Why Do God's People Go to Church? A: To Worship God and Love One Another!	1. By Praising God for Jesus' Win over Death 2. By Learning from God's Word, the Bible 3. By Caring for Each Other's Needs 4. By Telling What God Has Done and Praying 5. By Baptizing People Who Trust in and Live for Jesus 6. By Remembering Jesus Died to Save Them
Unit 8: The God Who Loves Q: What Is God's Love for His People Like? A: It's More than They Could Ever Deserve!	1. He Gave His Son, Jesus to Save Them 2. He Always Takes Care of Them 3. He Uses Their Sadnesses for Good 4. He Will Never Stop Loving His People	Unit 16: Jesus, the Returning King Q: What Will Happen When Jesus Comes Back? A: God Will Make Everything New!	1. Jesus Will Judge All People Fairly 2. God's People Will Live Happily with God Forever

Session Prep (especially good for newbies!)

Pray!



Pray for the Holy Spirit to be at work in your and the children's hearts.

Review



If new to the curriculum, look at the **Getting Started with Deep Down Detectives section of the Core Curriculum book**. (p.5) It will be especially helpful to read through the Deep Down Detectives section of **The Praise Factory Tour: Extended Version Book**. This is a visual way to understand what goes on in the classroom. (A pdf of the book is found in the samples section on the website.)

Look through and Learn the Lesson



Read over **lesson plan**. Practice any **songs or action rhymes** you are using. Choose/make up motions to go with these. Choose less with younger children and more with older preschoolers. **Practice the lesson with the visual aids** and using the Big Question Box/Briefcase.

Read and Rehearse the Bible Story with Pictures



Read the Bible story from the Bible. Read the curriculum version. Practice telling it with the storyboard pictures. (If you have not previously laminated the story pictures, do that now.) Or, rehearse it from the Simple Story Scenes, if you are using those.

Let There Be Music



Download the music and listen to the songs. Choose which of the songs you will use with the children. If using live musicians, make sure they have the sheet music (Appendix A, Core Curriculum book).

Put the Props in Place



1. Prepare your Visual Aids. Put the Big Question, Unit Bible Truths, Bible Truth, Bible Verse, and Listening Assignment signs, as well as the Bible Story script in one side of the Bible folder.
2. Get out your storyboard. If using Simple Story Scenes, put these in your Bible Folder. Or, if using the individual storyboard figures, put all background pictures in place (they have a BG by the number). Put the rest of the storyboard pictures (these have a SB by the number) in order of use in the other side of the Bible folder.
3. Put the DDD Bible Folder as well as the Big Question sign in the Big Question Box/Briefcase and shut it. If your box/briefcase has locks and you want to use the unlocking the box as part of your session, lock it now....but make sure you have the key or know the code first.
4. Prepare the music CD or sheet music or mp3 device for use in your session.

Set Out Free Play Activities



Choose and set up free time activities you will use with the children. Choose a variety of different activities that will be enjoyed by different types of children. Rotate the activities you provide to keep them interesting and fresh to your children. (Suggestions in Appendix D, Core Curriculum books.)

Prepare Any Activities



Choose which (if any) of the Bible Truth games and crafts activities you want to use in the session. Bear in mind your time frame as well as the developmental abilities and attention span of your children as you decide which/how many to prepare. **Look over the Discussion Sheet** and choose a few questions you might use to spark discussion with the children as they do their activities (especially good for ages 3's+). Pray for God to give you opportunities to talk about these things with the children.

Let Them Take It with Them



Make copies of the craft/take home sheets, if you are not already using them as one of your activities. You may also want to make copies of the story (see take-home version of each story included in Appendix C with the other take home resources) to have for parents to use with their children at home. There's a link on each craft/take home sheet to the story, if you don't make hard copies.

Store It



After your session is over, collect the resources and store them for future use. This curriculum can be used over and over for years to come.

Learning More about Deep Down Detectives Curriculum, by Resource

The extra-depth information starts here! This section will describe important features of the Deep Down Detectives curriculum. Look at each resource in the Deep Down Detectives Core Curriculum and Visual Aid books as you read below. **This first section takes a look at the major resources used in presenting the curriculum.**

<p>Scripted Lesson Plan</p>  <p><i>Found in the Core Curriculum books</i></p>	<p>There are three lessons of curriculum provided for each Bible Truth. Since much of the text is the same for all three lessons, only one lesson plan is needed. The different activities for each lesson are noted where they occur. The lesson plans are fully-scripted. This helps even the most inexperienced teacher to know what to say and do. They train your teachers in what to say and do, every step of the way. Notice the green squares with numbers found in the left side bar of the lesson plan. These are references to the visual aids the teacher can use with the children as she teaches.</p>
<p>Visual Aids</p>  <p><i>Resources found in the Deep Down Detectives Visual Aids books</i></p>	<p>Visual aids are very important in the Deep Down Detectives curriculum. They help the children learn, and keep them focused and interested. Visual aids also help even the newest teacher teach with greater ease. All of the visual aids are used with the Big Question Box/Briefcase and are revealed as the lesson progresses. They include the Big Question and Answer sign, the Unit Bible Truths sign, the Bible Truth sign, the Bible Verse sign, the Listening Assignments (used as the children listen to the Bible story), and the storyboard pictures used with the Bible story.</p>
<p>Big Question Box/Briefcase</p>  <p><i>Directions for making this are found in the back of the Deep Down Detectives Core Curriculum books</i></p>	<p>The Big Question Box/Briefcase is a simple box with a lid that you buy or make; or, you can use a briefcase with a combination lock (kids love this!). Inside the Big Question Box/Briefcase are the props for key teaching concepts (Big Question and Answer; Unit Bible Truths, the Bible Truth concept, the Bible verse and Bible story. While not absolutely necessary, the Big Question Box adds a lot of interest to the lesson.</p>
<p>Deep Down Detectives "Bible" Folder</p>  <p><i>Directions for making this are found in the back of the Deep Down Detectives Core Curriculum and Visual Aids books</i></p>	<p>The Deep Down Detectives "Bible" Folder is a large, homemade folder made from a 22" x 28" piece of poster board. Images for the front and back of this mock Bible can be glued in place. 8.5" x 11" front and back cover images are included in the Deep Down Detectives Visual Aids in the back. Larger versions of the front and back covers are found online for download with the resources for each unit.</p> <p>Inside this over-sized folder, the teacher places the Bible Verse, the Listening Assignment for the Bible story, the text to the Bible story and the storyboard pictures. The point of this Bible folder is for children to begin to grasp that the truths they are learning come from the Bible.</p>
<p>Simple Story Scenes, Storyboard & Storyboard Pictures</p>  <p><i>Directions for making these are found in the back of the Deep Down Detectives</i></p>	<p>Beautiful storyboard pictures have been created for you to put up on a feltboard to bring the story alive. (These figures are also used in the Bible Story Review Game.) The storyboard pictures are found in the Deep Down Detectives Visual Aids Book for each unit. See Core Curriculum Appendix E for preparation instructions.</p> <p>Simple Story Scenes are the easiest way to use the pictures. Each story is simply told with book-like illustrations and story text along the bottom.</p> <p>If you want a more traditional flannelgraph approach, choose the Storyboard Pictures. These are individual figures that let you build your own scene and allow kids to help put up the pictures. Fun, but they are more work. There are two, different sizes of storyboard pictures you can choose from. Small Format for the smaller class or home setting. Large Format, for a larger class.</p>

Learning More about Deep Down Detectives Curriculum, by Resource

Two, Colorful Ways to Present the Story: Story Scenes OR Storyboard (Flannelgraph) Pictures



Directions for making these are found in the back of the Deep Down Detectives Core Curriculum and in the Visual Aids books

Beautiful **pictures** have been created to help you bring the story alive.

The Deep Down Detectives Visual Aids and Story Scenes Book for each unit is the easiest way to access these pictures. Ten, colorful, 11" x 17" scenes with text on back can be held up as you tell the story. Each comes as two, 8.5" x 11" sheets which are taped together to create each 11" x 17" scene. Quick to prepare. Easy to use.

Or, you can use the **Storyboard Pictures**, which are individual, flannelgraph pieces that you put up on a felt storyboard as you tell the story. There are **two, different sizes of storyboard pictures** you can choose from. **The pictures in the Deep Down Detectives Small Format Visual Aids books fit on 24" x 36" to 36" x 48" storyboards.** Plenty for a smaller class or home setting. Or, for **larger classroom settings**, choose **The pictures in the Deep Down Detectives Visual Aids (Large Format Storyboard pictures) books work best on a storyboard that is AT LEAST 36" x 48".**

Those with less prep time or with less experience teaching may feel more at ease with the Storybook Scenes. The storyboard pictures do take time to cut out and laminate. You do need to take time to learn to tell the story with them. But, the children love watching the story unfold as you put up the storyboard pictures. And, they can take an active role in helping put them up, which is of great, educational benefit. We (CHBC) actually use both. We love to tell the story with the Story Scenes; then, we have the children review the story by reconstructing it with the Storyboard Pictures. They are like a big puzzle that kids love to put together. Either or both are all great options.

Deep Down Detectives Music



Songs for each unit found in the back of the Core Curriculum book

Lyrics and sheet music for the songs used with each unit are actually included within the Deep Down Detectives Core Curriculum books in Appendix A.

Deep Down Detectives Audio mp3's



Resources found online only with the resources for each unit

The audio music for each unit is **included in a zip file** found on the Praise Factory website with the resources for each Deep Down Detectives unit.

Download the zip file from the website to a desired location on your computer. Open the zip file by choosing the "extract" option (often shows up when you right click your mouse over the file.) Once they are extracted, you can access them.

You also can play the songs right off of the website from the Deep Down Detectives "Just Music" section.


Or, you can download the QR code sheet of songs used with each Bible Truth.

Learning More about Deep Down Detectives Curriculum, by Activity

This section describes the activities offered in the Deep Down Detectives curriculum, in order of use. Look at them in the Deep Down Detectives Core Curriculum and Visual Aids books as you read below.

<p>Intake Activities</p> 	<p>These are activities that help the children settle in their class and get ready for learning. They are open-ended so that any child can join in as they are checked into class. Younger children typically do a free time activity.</p> <p>Older children typically play a Bible Verse Memory Game or take part in the Sing-along Music Time. Adding the Music, Movement & Memory Activity to the singing can be especially enjoyable for these children.</p> <p>Both the Bible Verse Memory Game and the Music, Movement & Memory Activity are some of the games included in the Response Activities section of the lesson plan. There are three sets of these games suggested, enough for a new set of game for each of the three lessons included with each Bible Truth. Game directions are found in Appendix B of each Deep Down Detectives Core Curriculum book.</p>
<p>The Classroom Song</p> 	<p>Transitions between activities can be difficult, particularly for preschoolers. The Classroom Song is a simple song with four verses used at transition times to make transitions easy and fun.</p> <p>Verse 1: The Gathering Verse invites the children to gather together to worship God. Verse 2: The Go and Play Verse dismisses the children to play time. Verse 3: Time to Go & Tell Verse transitions the children to Closing Circle Time. It is used not only to help them remember what they have learned in class, but also to go and tell others what they've learned Verse 4: What's Our Big News Verse asks the children to think about what they will go and tell others as they are dismissed.</p> <p>The lyrics to the Classroom Song are included in the lesson plan. Large format lyrics and sheet music are included in Appendix A of each Deep Down Detectives Core Curriculum book. An audio version of each verse is included in the unit music.</p>
<p>The Deep Down Detectives Theme Song</p> 	<p>Circle Time opens with the curriculum theme song. It reminds the children what their learning time is about. The lyrics to the Classroom Song are included in the lesson plan. Large format lyrics and sheet music are included in Appendix A of each Deep Down Detectives Core Curriculum book. The song audio included with the rest of the unit songs.</p>
<p>The Classroom Rules Song</p> 	<p>A major challenge and important goal with preschoolers is teaching them how to act in a more formal, group teaching setting. Remember this and do not let yourself become frustrated. Your work with the children now will make way for easier teaching as they get older. Reviewing simple and clear classroom rules, then praying for God's help with the children is a great way to start every session. During the rest of the session, you may want to refer back to the rules, praising the children when they are keeping them well or reminding them of the rules when addressing problems.</p> <p>The Classroom Rules Song provides a simple, fun to sing/say chant of class rules. It helps remind children of the behavior expected of them in class.</p> <p>The lyrics to the Classroom Rules Song are included in the lesson plan. Large format lyrics and sheet music are included in Appendix A of each Deep Down Detectives Core Curriculum book. The audio for this song is included in the unit music.</p>

Prayers



Two prayers are used in each session: an **Opening Prayer** and an **Unit ACTS** prayer.

The Opening Prayer stays the same for every session of Deep Down Detectives. It is a prayer asking for God’s help to keep the class rules and to learn about Him.

The Opening Prayer can be introduced with the **“Let’s Pray!” Song/rhyme**.

The ACTS Prayer changes with each Bible Truth. It is called an ACTS prayer because it incorporates four elements of prayer: Adoration (praising God for who He is); Confession (asking forgiveness for our sins); Thanksgiving (thanking God for what He’s done, especially through Jesus); and, Supplication (asking God to do great things). It centers around the Bible Truth the children are learning. The ACTS prayer for each Bible Truth can be introduced by the **ACTS Prayer Song**, which helps familiarize the children with the four elements of prayer represented by A,C,T, and S.

The lyrics to “Let’s Pray” and the “ACTS Prayer Song” **are included in the lesson plan. Large format lyrics and sheet music are included in Appendix A of each Deep Down Detectives Core Curriculum book. The audio for these songs is in the unit music.**

The Big Question & Answer



The Big Question Box Song



The Big Question and Answer is introduced by the use of a 8½”x 11” two-sided **Big Question and Answer sign**. This sign is hidden in **The Big Question Box/Briefcase**, a simple box with a lid you can buy or make; or, a briefcase. (Suggestions for making or buying one included in the Core Curriculum books in Appendix E).

The children sing/say the **Big Question Box/Briefcase Song**, then the teacher or a designated child opens the box/briefcase and gives it to the teacher to hold up and read to the children. The teacher and children then sing the **Big Q & A Song**: the Big Question and Answer set to the tune of a familiar nursery rhyme.

The words to the Big Question Box Song **are included in the lesson plan. Large format lyrics and sheet music are included in Appendix A of each Deep Down Detectives Core Curriculum book. The audio for this song is included the unit music.**

Big Question Action Rhyme and Song



The meaning of the Big Question and Answer is explained by use of an action rhyme. The action rhyme includes actions that you can do as you say it. Use as few or as many of the actions as you deem appropriate for your children.

Or, you can sing the **Big Question Song**, which incorporates the same concepts into a song.

The lyrics to the Big Question Song **are included in the lesson plan. Large format lyrics and sheet music are included in Appendix A of each Deep Down Detectives Core Curriculum book. The audio for this song is in the unit music.**

Unit Bible Truths



Having learned the Big Question and Answer for the unit, now it’s time to introduce the Bible Truths about this Big Question that the children will be learning. The teacher holds up the **Unit Bible Truths sign** that show all the Bible Truths in the unit. (There are anywhere from two to eight truths in a unit). He tells the class that these are the truths they will be learning about the Big Question, one by one. This helps the children to group the truths together and review what they are as they progress through the unit.

The Bible Truth Clue Sign



Having shown the children all the Bible Truths, the teacher is now ready to focus in on the one of the Bible Truths. The teacher/designated child will take the **Bible Truth Clue sign out of the Big Question Box/Briefcase** and show it to the class. At first, he only shows them the words on the top of the sign (use one hand to cover up the answer along the sign's bottom). He reads the words along the top, emphasizing the word that is missing. The class listens to the clue hint and works together to come up with the missing word. The teacher reveals the answer, then reads the meaning of the Bible Truth off of the back of the sign (or from the lesson plan.) There are three lessons for each Bible Truth, allowing the children to learn and master the concept before moving onto the next one.

The Bible Chant



The kids prepare to hear teaching from the Bible by singing/saying **the Bible Chant Song**. This is a simple jingle that reminds the kids that the Bible is very special because it alone is God's Word.

The lyrics to the Bible Chant **are included in the lesson plan. Large format lyrics and sheet music are included in Appendix A of each Deep Down Detectives Core Curriculum book. The audio for this song is in the unit music.**

The Deep Down Detectives "Bible" Folder



After singing the Bible Chant song, the teacher/designated child pulls out the **Deep Down Detectives "Bible" Folder** from the **Big Question Box/Briefcase**. As explained previously, the point of this Bible folder is for children to begin to grasp that the truths they are learning come from the Bible. The Deep Down Detectives "Bible" Folder is a large, homemade folder made from a 22" x 28" piece of poster board. Images for the front and back of this mock Bible can be glued in place. Inside this over-sized folder, the teacher places **the Bible Verse, the Listening Assignment for the Bible story, the text to the Bible story and the storyboard pictures.**

The Bible Verse and Song



The first thing that the teachers pulls out of the "Bible" folder in the Bible verse. Only one Bible verse is taught with each Bible truth. This gives the children three lessons to really learn the verse and its meaning--not just hear it and forget it. The Bible verse is reinforced even more through **the Bible Verse Song**. This song is used as part of the regular teaching time in Circle Time, as well as in the **Music, Movement and Memory activities**, described next. These activities provide even more opportunities for learning the verse.

The lyrics to the Bible Verse Song **are included in the lesson plan. Large format lyrics and sheet music are included in Appendix A of each Deep Down Detectives Core Curriculum book. The audio for this song is in the unit music.**

The Bible Story and Resources



Only one Bible story is used in each Bible truth. Instead of tiring of hearing the same story for three lessons, the children are delighted to have a chance to master it.

Optional actions/questions are woven into the story text. Beautiful **storyboard pictures** have been created for you to put up on a feltboard to bring the story alive. (These figures are also used in the **Bible Story Review Game**.) The storyboard pictures are found in the **Deep Down Detectives Visual Aids books. Or, use Simple Story Scenes.**

Directions for making a homemade storyboard board and for making durable storyboard pictures are found in the Core Curriculum books.

While the same Bible story is used for all three lessons, there is a different "listening assignment" for each lesson. These are called **"Detective Dan's Listening Assignments."** (These listening assignments will probably be **too much for two year olds; can be useful in developing a three year olds listening skills; and, and are great for children older than this.**

Finish your story time by answering the listening assignment; sharing the gospel, and praying the ACTS (Adoration, Confession, Thanksgiving, Supplication) prayer; and, two response songs.

Story Response Songs



There is a hymn and a praise song that you may choose to close Opening Circle Time with. Each unit features a different pair of response songs, related to the unit Big Question and Answer. This gives the children many lessons to learn these songs. A short unit tie-in description is included with each song.

The words to these two songs **are included in the lesson plan. Large format lyrics and sheet music are included in Appendix A of each Deep Down Detectives Core Curriculum book. The audio for this song is in the unit music.**

Response Activities: Games and Crafts



After Opening Circle Time, the children can either enjoy free play (**see Core Curriculum Appendix D for suggestions**) or one of the many game or craft activities. The games and crafts are all created to help reinforce the truths the children have just learned in Circle Time. These are all created to help reinforce the truths the children have just learned in Circle Time.

There are **three, different games suggested for each lesson:** the Bible Verse Game, the Bible Story Game, and the Music, Movement & Memory Activity. And, there is a **simple coloring craft/take home sheet for each of the three lessons, as well as three extra crafts that can be used at any time.**

Because there are so many response activities, some teachers like to incorporate some of them as Intake Activities at the beginning of a session.

Let's look at each of these activities, starting on the next page.

Response Activities: Games



When Opening Circle Time ends, the children can either enjoy free play or one of the many game or craft activities. **The games are referenced in the lesson plans, but are listed in Appendix B at the back of each Deep Down Detectives Curriculum book. The crafts are referenced in the lesson plan, but instructions and any pages to be photocopied are found in Appendix C at the back of each Deep Down Detectives Curriculum book.**

Let's look at the games, then the crafts.

The Bible Verse Game



The Bible Verse Game helps the children learn the Bible verse and think about what it means. **The Bible verse games are referenced in the curriculum, but listed in Appendix B in each Deep Down Detectives Core Curriculum book.**

The Bible Story Review Game



The **Bible Story Review Game** helps the children think about what they learned in the story. It uses the **Storyboard Pictures** from the Bible story. **The Bible Story games are referenced in the curriculum, but listed in Appendix B in each Deep Down Detectives Core Curriculum book.**

Music, Movement & Memory Activity



The Music, Movement & Memory Activities have the children do certain movement or use **simple homemade (or store bought) musical instruments**, as they sing songs or say the Bible verse. A **simple hymn** and **praise song** as well as the **Bible Verse Songs** and **Big Question Song** are suggested for use. A short blurb describing how each song ties in with the Bible Truth concept is given. **The Music, Movement & Memory Activities are referenced in the curriculum, but listed in Appendix B in each Deep Down Detectives Core Curriculum book.**

The lyrics and sheet music to these songs are included in the Core Curriculum books. The audio for these songs is found with each unit's music.

All three of these activities are part of a **collection of games that can be assembled ahead of time, then stored** for use throughout the curriculum on a rotation basis. This makes it easy to keep each lesson active and fun, but with less prep work. **A complete list of supplies need to make the games is included in later in this chapter and in Appendix B of each Core Curriculum book.**

Response Activities: Crafts

Coloring Pages/ Take Home Sheets








There are both coloring pages/take home sheets as well as a few extra crafts available with each Bible Truth. **The crafts are referenced in the lesson plan, but instructions and any pages to be photocopied are found in Appendix C at the back of each Deep Down Detectives Core Curriculum book.**

A coloring page is provided for each of a Bible Truth's three lessons. On the back of each page are the key concepts, a few questions; an ACTS prayer; and, a song/s for parents to use with their children that act as a take home sheet. There is a different emphasis for each lesson's coloring sheet that corresponds with the listening assignment for the lesson:

- Lesson 1 Coloring Sheet Emphasis: The Bible Truth
- Lesson 2 Coloring Sheet Emphasis: The Bible Verse
- Lesson 3 Coloring Sheet Emphasis: The ACTS Prayer

While these are simple, coloring sheets, they can be easily turned into something more. Upgrade your coloring sheet to a more interesting craft by offering simple embellishments, such as jiggly eyes, craft sand, glitter, glitter glue, colored paper dots (made with a hole punch), fabric scraps, etc. Make cut-to-size glued-on clothes, hair, etc. for characters by using a copy of the coloring sheet, cutting out the selected portions and making them the patterns for whatever you want to cut out of fabric, paper, foil, etc.

<p>Response Activities: Crafts</p> <p>Extra Crafts</p> 	<p>With each Bible Truth, there are three extra crafts included for use at any time.</p> <p>These are a Go-and-Tell Craft; a Bible Story Coloring Picture and a Bible Story Puzzle (which is the Storyboard Picture Placement page from the story, which you can cut out into the appropriate number of puzzle pieces for your children, then re-assembled by them).</p> <p>Like the other crafts in the curriculum, these extra crafts are referenced in the lesson plan, but instructions and any pages to be photocopied are found in Appendix C at the back of each Deep Down Detectives Core Curriculum book.</p>
<p>Response Activities: Discussion Sheet</p> 	<p>The discussion sheet contains questions about the key concepts used in the Bible Truth. These can be used to spark good conversation as the children are coloring. They can also be used as part of the games and other activities to add even more depth.</p> <p>They are most appropriate for use with children ages 3 and up.</p>
<p>Take Home Resources</p> <p>Coloring Pages/ Take Home Sheets</p>  <p>Take Home Version of the Bible Story</p> 	<p>There is a different coloring page/take home sheet for each of the three lessons provided for every Bible Truth. Each take home sheet has a slightly different emphasis, but they all include the key concepts and a few questions. They also tell parents where they can find the full script to Bible story and other resources on the Praise Factory website (in the Parents' Resource section for the curriculum), if they want to use them at home with their children.</p> <p>The front side is the coloring page and the back side is the take home sheet. The coloring pages/take home sheets are referenced in the lesson plan, but the pages to be photocopied are found in Appendix C at the back of each Deep Down Detectives Core Curriculum book.</p> <p>There is also a take home version of the story that you can give out along with the take home sheets. This is also available online in the Deep Down Detectives parents' resources section.</p> <p>This version of the Bible story is referenced in the lesson plan, but is included in Appendix C at the back of each Deep Down Detectives Core Curriculum book. It is also available online in the Deep Down Detectives Parent Resource section, as parents are reminded on each take home sheet along the bottom.</p>
<p>Music Resources</p> <p>Lyrics and Sheet Music</p>  <p>audio mp3's of the songs</p>	<p>Lyrics and sheet music for the songs used with each Bible Truth are included within the Deep Down Detectives Core Curriculum books.</p> <p>Each lesson plan includes the lyrics to the core songs used with each Bible Truth. Large format lyrics and sheet music for the songs is included in Appendix A of each Core Curriculum book.</p> <p>Frequently, the lesson plan references extra songs. The lyrics and sheet music to these extra songs are only found in Appendix A with the other unit songs.</p> <p>The songs can be downloaded from the praisefactory.org website. There are 16 zip files of mp3s of songs, one for each of the 16 Deep Down Detectives units. Or, you can download the QR code sheets of links to the songs.</p>

Customizing the Curriculum: Know Yourself to Know What You Need

A good, curriculum custom-fit starts with thinking carefully about those involved. Here are six, key factors to consider. (The Children's Ministry Questionnaire will guide you through these issues in much greater depth.)



Your Children's Abilities

- + readers/pre-readers?
- + age groupings in the same class
- + attention span
- + exposure to the gospel?
- + etc.



Your Teachers' Agility

- + teaching experience
- + experience with children
- + classroom experience
- + their own spiritual maturity
- + etc.



Your Time Capacity

- + Thirty minutes or one hour?
- + Once a week/five days a week?
- + A camp session/a V.B.S
- + School year/a full year?
- + etc.



Your Teaching Locality

- + Home, church or school?
- + Urban, suburban or rural?
- + Storage space available?
- + Classroom size?
- + etc.



Your Ministry Priorities

- + Who gives you spiritual oversight?
- + What do they want you to teach?
- + Are they willing to look over the curriculum/help find and screen teachers?
- + etc.










Your Practicalities

- + What is your budget?
- + Who will prepare the curriculum?
- + How much time do they have?
- + Is there anyone willing/able to oversee the start up and implementation of a new curriculum?

Customizing the Curriculum: Build-Your-Own-Curriculum Sandwich



You've thought about who you are, what you need, what you can do, and what you can should do. Now it's time to customize your own curriculum version. We like to think of this process as similar to creating your favorite sandwich. Start with what you know has to be there, then add in extras until you get just what you want. You might be a "meat-only" sandwich, needing only the very basics of the curriculum. Or, you want "the works"--the whole curriculum, just as it is written. Many people use something in between. The important thing is to keep in mind the specifics of your teachers; your children; your time constraints; and, your ministry situation. Then build your own version of Deep Down Detectives that works best for you. Bon appetit!

<p>1. Start with the Meat: Core Curriculum</p> 	<p>Resources:</p> <ul style="list-style-type: none"> • Big Question and Answer • Bible Truth • Bible Verse • Bible Story 	<p>These are the backbone of biblical truth for the curriculum. You really only have to have these. Everything else is extra!</p>
<p>2. Choose Your Cheese: Response Activities</p> 	<p>Resources:</p> <ul style="list-style-type: none"> • Bible Memory Game • Bible Story Review Game • Music, Movement & Memory • Crafts 	<p>Response activities are second in importance only to the "meat." They are enjoyable, hands-on activities that help the children learn and retain the "meat" of biblical truths.</p>
<p>3. Add the Lettuce: Intake Activities</p> 	<p>Resources:</p> <ul style="list-style-type: none"> • Free Play • Activity Centers • Unit Songs • Bible Memory Game 	<p>Intake Activities are a nice addition to your curriculum "sandwich", but you don't have to have them. They often help the children settle better in class and prepare them for learning.</p>
<p>4. Throw on Extra Veggies: Zesty Extras</p> 	<p>Resources:</p> <ul style="list-style-type: none"> • Deep Down Detectives Song • Classroom Rules Chant • The Big Question Box Song • The Bible Song • Let's Pray Song • ACTS Prayer Song 	<p>These are few extras that add zest to the curriculum. The Classroom Rules Song is especially helpful for reminding the children of expected classroom behavior in a fun way.</p>
<p>5. Spread on Condiments: Transitions</p> 	<p>Resources:</p> <ul style="list-style-type: none"> • The Classroom Song (4 verses) 	<p>Harnessing the transition points in your curriculum can make teaching much easier for your teachers and actually fun for your kids. The Deep Down Detectives curriculum uses music to structure and teach the children through every transition.</p>
<p>6. Choose Your Bread: Curriculum Presentation Features</p> 	<p>Resources:</p> <ul style="list-style-type: none"> • Big Question Box/Briefcase • Storyboard Flannelgraph Pictures or Story Scenes 	<p>These are resources that are used to present the curriculum to the children. They help keep the children focus and make the learning more visual and interactive.</p>
<p>7. Prepare It for Carry Out Take Home Resources</p> 	<p>Resources:</p> <ul style="list-style-type: none"> • Coloring Sheet/Take Home Sheet for each lesson • Take Home version of each story 	<p>Take home resources are a great way for parents to know what their children are learning and to provide them with a tool for further discussion.</p>

Common Customizations: Age Groups

Having considered these questions, put this information to work to build your version of the curriculum.

Here are some ways we have customized the curriculum or seen it customized by others:

CUSTOMIZE BY: Age Group	
2 year olds	<p>GENERAL OBSERVATIONS: You are doing well just to get these children to begin to sit as a group. Build up to this, as they get adjusted to a classroom setting. Set your expectations LOW! Helping the children learn how to be a group prepares them for learning more later and even more being able to join in the church service better. This, by itself, is a job well-done.</p> <p>NUMBER OF LESSONS OF A BIBLE TRUTH USED: All three lessons for sure! Repetition is great for these kids! But, if you go at this rate, you will not get very far through the 70 Bible Truths in a year. Consider using Hide 'n' Seek Kids instead.</p> <p>SUGGESTIONS FOR HOW TO USE THE CURRICULUM:</p> <p>Opening Activity Time:</p> <ul style="list-style-type: none"> • Free play time as they come to class • You can have unit music playing in the background • Use the Classroom Songs to begin to teach them about transitions <p>Opening Circle Time:</p> <ul style="list-style-type: none"> • Use the Big Question Box/Briefcase • Teach them the Big Question • Sing the Big Question Song (short, nursery rhyme version) • Teach them the Bible Truth • Tell them the Bible Verse (maybe sing the song) • Tell the Bible story, using the storyboard • Do not expect these children to be able to do the listening assignment. • End with the ACTS prayer or an even shorter prayer, if attention is lagging. <p>Response Activity Time:</p> <ul style="list-style-type: none"> • Dismiss to free play time. • You can have unit music playing in the background. • Offer the coloring sheet/take home sheet craft after they have played for a while. • You MIGHT be able to weave a few of the discussion questions into your conversations with the children as they play or do their coloring sheet... but don't count on it. It's just fine if they don't! They are only two years old! <p>Closing Circle Time:</p> <ul style="list-style-type: none"> • Use the Classroom Songs to gather them back together. • Ask them the Big Question and Answer, tell them the Bible Truth, and sing the short Big Question Song again. • End with the ACTS prayer or an even shorter prayer, if attention is lagging. <p>Dismissal:</p> <ul style="list-style-type: none"> • Give out the take home version of the Bible Story, the day you start a new Bible Truth. • Give out coloring sheet/take home sheet for the lesson.

Common Customizations: Age Groups

CUSTOMIZE BY: Age Group	
3 year olds	<p>GENERAL OBSERVATIONS: This age group can enjoy much of this curriculum.</p> <p>NUMBER OF LESSONS OF A BIBLE TRUTH USED: All three lessons for sure! Repetition is great for these kids! But, if you go at this rate, you will not get very far through the 70 Bible Truths in a year. Consider using Hide 'n' Seek Kids instead.</p> <p>HOW TO USE THE CURRICULUM: As written, except... the listening questions will be a new concept to this children of this age. This is the new skill you will be working on to give the children. It may take a while to get them used to holding on to a question or two as they listen. You might even want to remind them of the questions as you read the story. (This is another way we help these children prepare to gather with the congregation and be ready to learn from a sermon. And, be careful not to overwhelm them with too many discussion questions. Choose a few and repeat them when playing the games. Add in more as they master the answers to your initial ones.</p>
4-5 year olds OR 2-5 year olds as one class	<p>GENERAL OBSERVATIONS: 4-5 year olds: The concepts of the curriculum were especially created with this age group in mind.</p> <p>2-5 year olds as one class: You are combining children with fairly different developmental abilities. While one teacher is teaching, the other teacher may need to be quietly tending to the 2 year olds as their attention span fades.</p> <p>NUMBER OF LESSONS OF A BIBLE TRUTH USED: These children will do best with 2-3 lessons of the three included with each Bible Truth. We do two concepts per month of Sundays. That 2 lessons from Bible Truth, then 2 lessons from the next Bible Truth. Or, in months with five Sundays, you would choose to do 2 lessons from one Bible Truth and 3 lessons from the next. You will complete the curriculum in about 2 1/2 years at this rate.</p> <p>HOW TO USE THE CURRICULUM: As written. You can introduce the longer, full Big Question Songs, not just the short nursery songs with children.</p> <p>And, for those who have combined 2-5 year olds, having the children do the suggested actions that go with the full, Big Question Songs can be a great chance for the little 2-year-olds to get some wiggles out.</p>

Common Customizations: Age Groups

CUSTOMIZE BY: Age Group

pre-K & K

GENERAL OBSERVATIONS:

The concepts of the curriculum were especially created with this age group in mind.

NUMBER OF LESSONS OF A BIBLE TRUTH USED:

These children will do best with 2 lessons of the three included with each Bible Truth. We do two concepts per month of Sundays. That 2 lessons from Bible Truth, then 2 lessons from the next Bible Truth. Or, in months with five Sundays, you would choose to do 2 lessons from one Bible Truth and 3 lessons from the next. **You will complete the curriculum in about 2 1/2 years at this rate.**

HOW TO USE THE CURRICULUM:

As written. You can introduce the longer, full Big Question Songs, not just the short nursery songs with children.

K-2nd grade

GENERAL OBSERVATIONS:

The concepts of the curriculum can still very good for this age group, but you are bumping up against its outer limits. I would move on to Praise Factory Investigators, if I was using Deep Down Detectives with the preschoolers. However, if this curriculum is being introduced with this age group, it will be great for them.

NUMBER OF LESSONS OF A BIBLE TRUTH USED:

These older children will do best with 1 to 2 lessons of the three included with each Bible Truth. You will probably bore them if you repeat beyond this point.

HOW TO USE THE CURRICULUM:

Definitely introduce the longer, full Big Question Songs, not just the short nursery songs with this group.

I would either do:

two, full lessons per Bible Truth;

OR,

I would do one full lesson per Bible Truth, then use the Opening Activity time of the next session to review the previous session's concepts by playing the Bible Story game/ Bible Verse Review Game/singing the songs). I would then introduce the next Bible Truth concepts in Opening Circle Time.

Common Customizations: Teaching Situations

CUSTOMIZE BY: Teaching Situation	How to Structure the Curriculum
<p>Single Session One, 60-90 minute session on a lesson, in one day, once a week examples: Sunday School, Church Hour, Mid-week programs</p>	<p>As written. If you do not really have 60 minutes of actual teaching time, you will need to choose what not to use. Choose what you think is most important to have in your session, then continue to add in elements until you have filled up your time budget.</p>
<p>Double Session Two 60-90 minute sessions, on the same lesson, in one day, once a week examples: Sunday School PLUS Church Hour OR, Sunday Morning PLUS Sunday Evening OR, Sunday Morning PLUS Wednesday Evening</p>	<p><i>(This is how we use the curriculum here at CHBC)</i></p> <p>First session of the Double:</p> <ul style="list-style-type: none"> • Use Opening Activity • Opening Circle Time • And choose an activity • Fill in extra time with free play activities <p>snack and potty break</p> <p>Second session of the Double:</p> <ul style="list-style-type: none"> • Review Opening Circle Time • Choose another activity • Fill in extra time with free play activities
<p>Daycare/Schools Bible Class</p>	<p>Schools vary in how many days they teach Bible. Some will have a daily Bible class. Others, will have it only certain days.</p> <p>Here's a suggestion for one Bible Truth a week, 5 days a week Bible class for preschoolers:</p> <p>Typically, each session you will be:</p> <ul style="list-style-type: none"> • Reminding the children of the Big Question and Bible verse; • Telling them the Bible story (or asking them questions to review it); • Singing the songs; and, • Following up with a response activity. <p>There are three lessons in each Bible Truth, with a listening assignment for each lesson. each with a coloring page, and three games; plus, three extra crafts.</p> <ul style="list-style-type: none"> • That makes 12 activities, plus the three extra crafts. Plenty for a week of Bible classes for little preschoolers. • You could read the story on Monday, Wednesday and Friday, using a different listening activity each time. Use the coloring sheet corresponds to the listening activity on those days. • Then, the other two days of the week, use the games to review what they have learned. <p>With 16 units of 67 Bible truths, this gives you about two academic years of curriculum.</p>
<p>Camps, VBS and Short-term Missions Trips</p>	<p>Since camps, VBS and mission trips usually involve both preschoolers and elementary school children, you will do best use two or three of the Praise Factory family of curriculum to meet everyone's needs. At the end of this introduction section, we provide suggested schedules for these ministry situations. We also have included how the Bible Truths across all three curriculums line up so you can coordinate the truths you are teaching across all of the age groups/curriculums.</p>

Maiden Voyage: Testing Out the Curriculum

Making a Test Run

At last it's time to try out the curriculum on your kids. As mentioned before, our favorite way to try out a new curriculum is with a smaller group of children (of the more-likely-to-be-well-behaved variety), when there is an opportunity to do so. This gives the curriculum its best test-run. Ideally, you want to give any curriculum a few sessions trial period. New curriculum is new curriculum. Teachers will be getting used to it as will the kids.

You may choose to dive in the deep end and introduce the whole curriculum to the children at once. As you introduce the curriculum to your children, also remember that everything will be new to them at first. New ideas and structures use up a lot more attention and energy than when they are familiar and routine...and it takes time for them to become routine. Be patient! Expect this!

Or, you may take the gradual approach, deciding on lesson elements to introduce gradually, then adding more in as you go. Think about the routine the children are used to in your classroom already. What works? What doesn't work? Slot Deep Down Detectives resources into the parts of your current framework that work best with your children, then gradually build from there.

For example, you might want to start with just the Bible story and Bible verse the first lesson, adding other elements the second lesson, and so on. Also, realize that the children will be doing a lot more watching and a lot less direct participation at first as they are learning the routine.

Give yourself and the children a few lessons to settle into the routine before deciding what is the right amount of activities to include each week. As the children get used to the lesson routine, you will find the children have more attention and energy to devote to the learning activities.

Evaluate and Adjust It

As you test-run the curriculum, you will probably want to evaluate and make changes. Reflect on how the teaching session goes, after each of your test runs and make any necessary changes. As you get closer to a good fit, add in more conditions like the typical classroom--such as your crazier kids, etc.. See how the curriculum works with these new elements. Make more changes until you feel good about your fit.

The Real Launch: Implementing the Curriculum in Your Situation

Sign Post It	Once you have figured out what works best for your children and those teaching the curriculum, put sign posts in place in the classroom. If you found that certain activities work better in a certain part of the room (such as games or craft time), put up a sign on the wall near that area indicating that. Or, put down a rug where you want to have Circle Time.
Choose and Train Your Load-Bearers	<p>If the curriculum follows a set time schedule, display the schedule on the wall in large print so a teacher can with just a glance know what he/she should be doing.</p> <p>Signpost where you store your curriculum resources (games, curriculum, music, craft supplies, etc), too, so that even the newest teacher can easily find what he/she needs.</p> <p>Once you feel that you have adjusted the curriculum to a good fit for teacher and children, begin to train others in how to teach it, too. Ideally, this starts as a mentoring experience between you and another teacher (preferably two). You are looking for people who are willing to learn the curriculum inside-out until they can teach it well themselves and can later train others in it, too. I call these teachers, "load-bearers," because they will share the weight of implementing the new curriculum.</p> <p>First, have your load-bearers come observe you as you teach the curriculum. Have them read the introductory materials and the curriculum lesson plan before they observe. After class, de-brief with them about the session. Have them continue to come for a number of session, gradually handing over the teaching responsibilities until they are comfortable and confident.</p>
Bring the Parents Up to Speed	Make sure to include parents in your launch! Communicate with them about the change in curriculum that is happening. Hold a meeting. Send out an email. Hand out the Deep Down Detectives flyer (pgs. 7-8, Core Curriculum books). Ask them to parents. Invite their feedback. Make them your partners, after all, it is them and their kids you hope to help.
Add Others	With your load-bearers in place and confident in the curriculum, you can now begin to look for more potential teachers to be trained. The load-bearers will then follow the same steps as you took with them: having them observe, then gradually take teaching responsibilities, de-briefing after each session. Continue until they are confident.
Want to See More?	<p>Three times a year (the third Saturday/Sunday of March, May and September), we hold a free lunch, learn-and-look workshop and observation time here at Capitol Hill Baptist Church in Washington, D.C.</p> <p>On Saturday, we gather for lunch and talk philosophy; child protection policy; encouraging parents; recruiting teachers; dealing with discipline issues; etc; and, of course, curriculum. After finishing up our group session, we are happy to talk to individual churches about their particular situations.</p> <p>Then on Sunday, we offer an opportunity to see Deep Down Detectives and the other Praise Factory curriculum in action in our classes. This can be a great way to help others understand and get excited about the curriculum.</p> <p>The registration form for these workshops can be found on the Praise Factory website.</p>

Protect Your Investment: Tips on Storing the Curriculum for Future Use

This is a curriculum that keeps on giving year after year. Everything is re-used. If you do a good job storing the curriculum, it will serve your church well and at little cost for many years.

Here are two ideas to help you:

Idea #1: If you are teaching only a small group of children:



Then, store all of these resources together in a magazine file



Protect Your Investment: Tips on Storing the Curriculum for Future Use

Idea #2: If you are teaching a large group of children (like we do at CHBC), you may want to have a separate envelope for each resource type.

Copies of
Unit Lesson Plan,
and Story
with Listening
Assignments



CDs,
Song Track Lists,
Lyrics &
Sheet Music



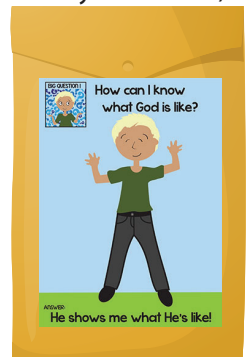
Bible Story
storyboard
Pictures,
Pictures Key and
Placement Guide



Discussion Sheet



Visual aids,
(except for Bible
Storyboard Pics)



Craft/Take Home
Sheet 1



Craft/Take Home
Sheet 2



Craft/Take Home
Sheet 3



Extra Craft 1



Extra Craft 2



Extra Craft 3

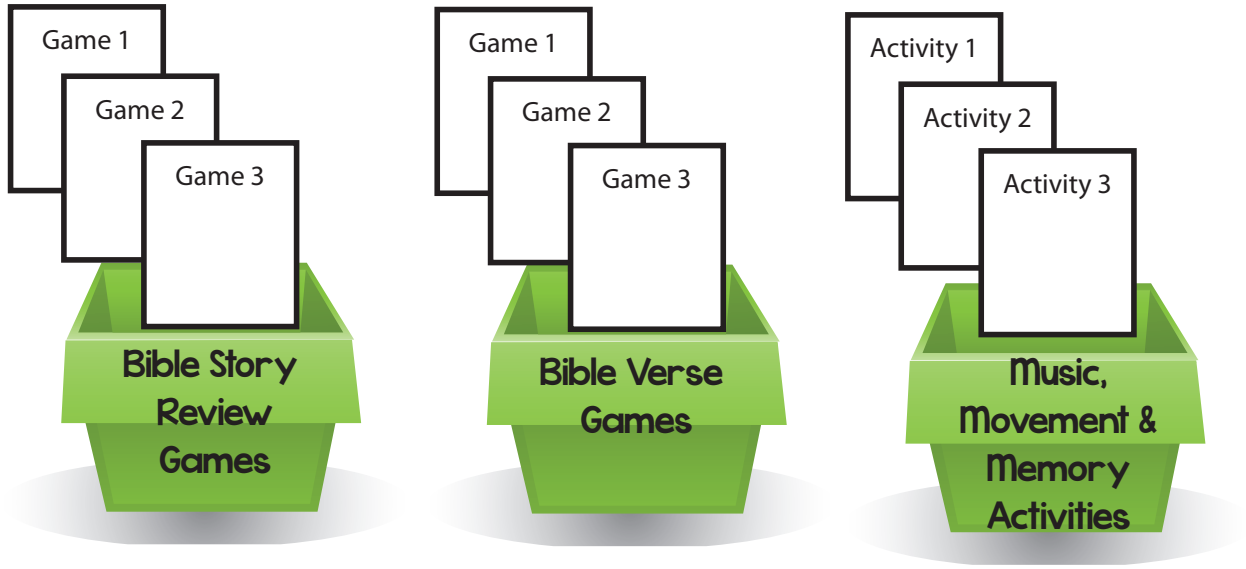


**Then, store all of these
resources together in a
magazine file**



Protect Your Investment: Tips on Storing the Curriculum for Future Use

Store your games in separate ziploc bags and put them in bins.:



Master Supplies List for All Deep Down Detectives Games

Deep Down Detectives uses many games. The good news is, they are simply made and they are re-used throughout the whole curriculum. Make sure you save the games you make and it will save you a lot of time later.

This is the full list of the games and the supplies needed in the Deep Down Detectives Curriculum. While you only need to make whatever games you choose to use with each lesson, **I strongly recommend that you make all the games before you start using the curriculum.** Get the prep work over with at the beginning and coast your way through years of enjoyment! Store them in ziploc bags or baskets and pull them out when needed. So simple!

THIS LIST IS ALSO INCLUDED IN APPENDIX B: GAMES

Bible Verse Games

Lily Pad Jump

- Cube-shaped cardboard box,
- paper,
- glue,
- marker

Animal Cube

- Cube-shaped cardboard box,
- paper,
- glue,
- marker

Simon Says How

- Cube-shaped Cardboard box
- Paper, glue, and a marker

Bean Bag Catch

- 1 bean bag per every 2 children (or every child)
- NOTE: Can also fill socks with beans and tie open end to make beanbags.

Slap, Clap and Stack

- 10 or 12 Blocks or other stackable objects

Freeze 'n' Say

- Music and CD/Tape player

Fill 'er Up

- 1 bean bag per child
- NOTE: Can also fill socks with beans and tie open end to make beanbags.
- Cardboard box or laundry basket
- Carpet squares, 1 per child

Loud and Soft, Big and Little

- none

Bible Verse Games

Roll 'n' Toss

- Cube-shaped Cardboard box
- Paper, glue, and a marker
- 1 bouncy ball per 2 children

Duck, Duck, Goose

- none

Deep Down Detective Mission Madness Practice

- Detective Gear, such as a trench coat, sunglasses, and a hat

Block Clapping

- 2 wooden blocks per child, preferably about 3"x 2", as found in many children's block sets

Meet, Greet, and Keep It Up

- 16 oz cups, 1 per child (with some extras)
- 2 pieces of rope as long as a line of children
- Masking tape

Master Supplies List for All Deep Down Detectives Games, continued

Music, Movement & Memory

Thumping Drums

- 1 Oatmeal container/coffee can with lid per drum
- Tape
- Popcorn, rice, beans, etc.
- Wooden spoons, dowels, unsharpened pencils, if desired, for mallets

Say, Spring Up and Shout

- Bean bags, one per child

Freeze Frame

- Some kind of fun hat or clothing for the leader to wear

Egg Shakers

- Empty Easter eggs
- Rice, beans, buttons, pennies, popcorn, beads, small nails or bolts, etc.
- Glue and glue gun OR strong packing tape

Jingle Bell Hands

- 1 6" piece of sturdy string
- 4 or 5 jingle bells, available in most craft shops

Sing, Dance, and Fall Down

- Optional: Bean bags, one per child

Big Voice, Little Voice

- none

Bottle Shakers

- 1 empty 16 oz. soda bottle per shaker
- Rice, beans, buttons, pennies, popcorn, beads, small nails or bolts, etc.
- Glue and glue gun OR strong packing tape

March 'n' Say

- Optional: A fun hat for the leader of the march, or for everyone in the march

Clap, Tap and Say

- none

Lullabies, Bells and Lions

- Bell

Music, Movement & Memory

Musical Squares

- Carpet Squares, enough for all of the children (or chairs)

Block Clappers

- 2 wooden blocks per child, preferably about 3"x 2", as found in many children's block sets

Master Supplies List for All Deep Down Detectives Games, continued

Story Review Games

Going Fishing

- One long wooden dowel, yardstick, etc. per fishing pole
- Yarn
- Paper clip per fishing pole
- Rope
- Two chairs
- Blanket
- Box/bucket/container
- Bucket

Pony Express

- Small manila envelopes, one per flannel graph figure
- Kid's small backpack or a tote bag with a strap
- Basket
- Cowboy hat
- Stick horse or a broom

Fix Up the Mix Up

- None

Can You Remember?

- Index cards

Deep Down Detectives Clue Hunt

- Variety of interesting items that have one or more places to hide a storyboard picture
- Detective Hat
- 4 False Clues (included on the next page)
- CD Player and Deep Down Detectives Theme Song

Clothespin Line Up and Drop

- Rope
- Clothespins, the hinged type
- Shoe box
- Tape

Who's in the Basket?

- Blanket
- Basket

Run to the Grocery Store

- Grocery bag or kid's grocery cart
- Empty food cartons

Story Review Games

Treasure Hunt

- 10 small lidded plastic containers or boxes (like from a jewelry store) or wooden, hinged boxes from a craft store
- Various decorating supplies, such as fake craft jewels, glitter, glitter glue, foil paper, gold spray paint
- glue

Take Me Through the Tunnel

- Chairs or Table
- Sheet or blanket
- Box

Missing in Action

- None

Who's Inside?

- 10 different containers with lids

Look Who's Coming Down the Tracks

- Two shoe boxes
- 6' or so of rope
- Optional: Engineer's hat

VBS, Camps and other Programs

Programs like camps, VBS and short-term missions Children's Ministry usually involve such a wide, age-range of children that it's best to use two or three curriculums, instead of just one, to meet everyone's learning level. This is easy to do with the Praise Factory family of curriculum, since you are using the same, sixteen Big Question Units in all three curriculums.

There are so many ways to do these programs. Here are the most common ones I've heard of:

- One, half day
- One, full day
- One evening
- Friday Night-Saturday
- Five, half days
- Five, full days
- Five evenings in a row
- Five one-day evenings (such as five Wednesday nights in a row)
- Two, five-day weeks in a row

Although these programs take place at many different times, they typically run one of three, standard lengths of time:

- 1 1/2 hour programs
- 2 1/2 hour programs
- 6 hour programs

Here are session suggestions for each of these three lengths of programs:

NOTE: I have put some place holder times in schedules. You change them to your actual times.

1 1/2 Hour Multi- Age Programs

1 1/2 Hour Program (for 2 year olds):

- 9:00 Free Play/Activity Centers
- 9:15 Opening Circle Time (Singing, Big Question, Bible Verse and Bible Story)
- 9:30 Free Play/Activity Centers
- 9:45 Activities: Game, Craft and/or Music
- 10:20 Closing Circle Time
- 10:30 Dismissal

1 1/2 Hour Program (for ages 3-5):

Hide 'n' Seek Kids or Deep Down Detectives Session, as written

1 1/2 Hour Program (for elementary age kids):

Praise Factory Investigators Session, as written

VBS, Camps and other Programs: 1 1/2 Hour Schedule

1 1/2 Hour Program (for 2 year olds): (Hide 'n' Seek Kids or Deep Down Detectives)

- (9:15 – Early Arriver Activity – a few puzzles or paper and crayons on a table)
- 9:30 – Activity Centers
- 9:40 – Clean Up Toys
- 9:45 – Opening Circle Time (Add actions to songs to make this time more active)
- 10:05 – Craft Time (Use one of the Extra Crafts)
- 10:15 – Play with Toys /Check Diapers/Potty Break
- 10:25 – Clean Up Toys
- 10:30 – Memory Verse Time: Music, Movement & Memory; Bible Verse Review Game
- 10:40 – Snack Time
- 10:50 – Closing Time/Take Home Sheet/Coloring Time (Ask them the Closing Time questions as they are coloring at the tables)
- 11:00 – Parents come

1 1/2 Hour Program (for 3-preK 5 year olds): (Hide 'n' Seek Kids or Deep Down Detectives)

- (9:15 – Early Arriver Activity – a few puzzles or paper and crayons on a table)
- 9:30 – Activity Centers
- 9:40 – Clean Up Toys
- 9:45 – Opening Circle Time (Add actions to songs to make this time more active)
- 10:05 – Craft Time (Use one of the Extra Crafts)
- 10:15 – Play with Toys /Check Diapers/Potty Break
- 10:25 – Clean Up Toys
- 10:30 – Memory Verse Time: Music, Movement & Memory; Bible Verse Review Game
- 10:40 – Snack Time
- 10:50 – Closing Time/Take Home Sheet/Coloring Time (Ask them the Closing Time questions as they are coloring at the tables)
- 11:00 – Parents come

1 1/2 Hour Program--elementary school (Praise Factory Investigators)

- 9:00 Opening Large Group Time: Welcome, Singing
- 9:15 Opening Large Group Time: Big Question, Bible Truth, Bible Verse and Bible Story
- 9:45 Small Group Activities (Discussion and Games/Music/Craft Activities) If desired, each small group can prepare their activity for Small Group Presentations in Closing Large Group.
- 10:15 Closing Large Group Time: Small Group Presentations and/or Singing
- 10:30 Dismissal

VBS, Camps and other Programs: 2 1/2 Hour Schedule

2 1/2 Hour Program (for 2 year olds): (Hide 'n' Seek Kids or Deep Down Detectives)

- (8:45 Early Arriver Activity – a few puzzles or paper and crayons on a table)
- 9:00 Activity Centers (first set)
- 9:10 Clean Up Toys
- 9:15 Opening Circle Time (Add actions to songs to make this time more active)
- 9:25 Activity Centers (first set)
- 9:35 Craft Time (Use one of the Extra Crafts)
- 9:45 Play with Toys /Check Diapers/Potty Break 2
- 9:55 Clean Up Toys
- 10:00 Snack Time
- 10:10 Memory Verse Time: Music, Movement & Memory; Bible Verse Review Game
- 10:20 Activity Centers (second set)
- 10:30 Clean Up Toys
- 10:45 Craft Time (one of the extra crafts)
- 10:55 Play with Toys /Check Diapers/Potty Break 2
- 11:00 Clean up Toys
- 11:05 Active Indoor/Outdoor Play
- 11:25 Closing Time Circle Time
- 11: 15 Coloring Time/Take Home Sheet
- 11:30 Parents come

2 1/2 Hour Program (for 3-preK 5 year olds): (Hide 'n' Seek Kids or Deep Down Detectives)

- (8:45 Early Arriver Activity – a few puzzles or paper and crayons on a table)
- 9:00 Activity Centers (first set)
- 9:15 Clean Up Toys
- 9:20 Opening Circle Time (Add actions to songs to make this time more active)
- 9:40 Craft Time (Use one of the Extra Crafts)
- 9:55 Activity Centers (first set)
- 10:10 Clean Up Toys
- 10:15 Potty Break/Wash Hands
- 10:25 Snack Time
- 10:35 Active Indoor/Outdoor Play OR Activity Centers (second set)
- 10:50 Clean Up Toys
- 10:55 Memory Verse Time: Music, Movement & Memory; Bible Verse Review Game
- 11:10 Closing Time Circle Time
- 11:20 Coloring Time/Take Home Sheet
- 11:30 Parents come

2 1/2 Hour Program--elementary school (Praise Factory Investigators)

- 9:00 Opening Large Group Time: Welcome, Singing
- 9:15 Opening Large Group Time: Big Question, Bible Truth, Bible Verse and Bible Story
- 9:45 Small Group Activity 1: Discussion and Craft Activity
- 10:15 Active Outdoor/Indoor Play
- 10:30 Snack (Story-related snack) ACTS and Discussion Time (related to activity they are about to do 10:45 Small Group Activity 2: (Prepare this one for presentation to the rest of the children during Closing Large Group Time, if desired)
- 11:15: Closing Large Group Time: Small Group Presentations and/or Singing
- 11:30 Dismissal

VBS, Camps and other Programs: 6 Hour Schedule

6 Hour (Full Day) Program (for 3-preK 5 year olds): (Hide 'n' Seek Kids or Deep Down Detectives)

Use one Bible Truth and Bible story for the whole day's session. Afternoon provides an opportunity for reinforcement.

Morning Schedule

- 8:45 Early Arriver Activity – a few puzzles or paper and crayons on a table)
- 9:00 Activity Centers (first set)
- 9:15 Clean Up Toys
- 9:20 Opening Circle Time (Add actions to songs to make this time more active)
- 9:50 Active Indoor/Outdoor Play (Playground or organized games)
- 10:30 Potty Break/Wash Hands/Snack Time
- 10:45 Music, Movement & Memory Game and Singing
- 11:00 Craft Time (Use one of the Extra Crafts)
- 11:30 Activity Centers (second set)
- 12:00 - 1:00 Lunch and Play Time/Rest Time

Afternoon Schedule

- 1:00 Bible Story Review & Bible Verse Review (repeat story and storyboard or use games to review)
- 1:20 Craft Time (Use one of the take home sheet coloring activities of the Extra Crafts)
- 1:40 Activity Centers (second set)
- 2:00 Snack and Potty Break
- 2:30 Closing Circle Time Review/Singing
- 2:40 Free play, games, possibility outdoors
- 3:00 Dismissal

6 Hour (Full Day) Program--elementary school (Praise Factory Investigators)

Use two stories from same Bible Truth: one in the morning, one in the afternoon.

- 8:45 Greet children and parents as they arrive
- 9:00 Small Group Time: Introduce Big Question, Bible Truth, Bible Verse, etc.
- 9:15 Large Group Singing and Bible Story
- 9:45 Small Group Activity 1: Bible Truth Game
- 10:15 Small Group Activity 2: Craft
- 10:45 Snack and ACTS Prayer Time
- 11:00 Outdoor Fun - Active Game 1
- 12:00 Lunch and Free Play Time

Afternoon Schedule

- 1:00 Large Group Singing and Second Story (Other Bible Story or Story of the Saints)
- 1:30 Small Group Activity 1: Presentation Activity (Choose a different activity for each small group to work on during this time. They will present it to the rest of the children at the end of the session, if desired.)
- 2:15 Snack Time
- 2:30 Closing Large Group Time: Small Group Presentations and/or Singing
- 3:00 Dismissal

VBS, Camps and other Programs: Choosing Curriculum

You've figured out how many sessions your program will run and how long each session will last. Next, you need to figure out which curriculum you want to use. We suggest using Hide 'n' Seek Kids and/or Deep Down Detectives with your pre-schoolers and Praise Factory Investigators for your elementary school kids.

Find a unit you want to become the theme of your VBS. Choose the Bible Truths you want to teach. The charts of the following pages should help you see how the Bible Truths match up in the three curriculums. You've got tons of resources within each concept to fill up your schedule.

Here's a reminder of what you have in each:

Each Hide 'n' Seek Kids unit has:

- There is just one Bible Story and one Bible verse per unit.
 - There are 5 lessons of curriculum in each unit.
 - There is tons of music.
 - The activities in each of the 5 lessons include:
 - 1 Bible Story Review Game
 - 1 Bible Verse Game
 - 1 Music, Movement & Memory Activity (especially good for Bible Memory)
 - 1 Coloring Sheet/Take Home Sheet
- There are also 3 extra crafts
-

Each Deep Down Detective unit has:

- There are multiple Bible truths within each unit.
 - There are three lessons of curriculum, per Bible Truth, within each unit.
 - There is one Bible story for each Bible Truth.
 - There are 3 lessons of curriculum for each Bible Truth.
 - There is tons of music
 - The activities in each of the 3 lessons include:
 - 1 Bible Story Review Game
 - 1 Bible Verse Game
 - 1 Music, Movement & Memory Activity (especially good for Bible Memory)
 - 1 Coloring Sheet/Take Home Sheet
- There are also 3 extra crafts
-

Each Praise Factory Investigators unit has:

- Multiple Bible truths within it.
- There are three lessons of curriculum, per Bible Truth
- There are 3 stories for each Bible Truth: 1 Old Testament, 1 New Testament, and one Church History/missions.
- There are 3 lessons of curriculum for each Bible Truth--one for each of the three stories.
- There is tons of music.
- Each of the 3 lessons includes:
 - 1 Bible Story Review Game with Discussion Questions
 - 1 Bible Verse Game with Discussion Questions
 - 1 Bible Truth Game with Discussion Questions
 - 1 Craft with Discussion Questions
 - 1 Bible Verse Game with Discussion Questions
 - 1 Bible Verse Song with Discussion Questions, Sign Language and Song Game
 - 1 Hymn with Discussion Questions, Sign Language and Song Game
 - 1 Story-related Snack
 - 1 Take home sheet with the key concepts, the story and some discussion questions

Bible Truths that Match Up Across the Curriculums		
Hide 'n' Seek Kids	Deep Down Detectives	Praise Factory Investigators
Unit 1: The God Who Reveals Himself Q: How Can I Know What God Is Like? A: He Shows Me What He's Like!	1. By the Heart He Gave Me to Know and Love Him	1. God Made Our Hearts to Know and Love Him
	2. In Everything I See All Around Me	2. God's Creations Tell Us about Him
	<i>included in DDD Unit 1 Bible Truth 3, below</i>	(3. God Spoke to His People through Prophets Long Ago)
	3. In the Bible, the Perfect Word of God	4. God Speaks through His Word, the Bible
Unit 2: God's Wonderful Word, the Bible Q: What's So Special about the Bible? A: It Alone Is God's Word!	4. Through His Very Own Son, Jesus Christ	5. God Reveals Himself Most Completely through His Son, Jesus
	1. God Made Sure It Was Written Down Just Right	1. God Inspired Many People to Write Down His Word Perfectly
	2. It Tells Us about God and His Plans	2. God's Word Tells God's Way and Plans for His People, Past, Present and Future
	3. God Uses It to Save His People	3. God Uses His Word to Save His People
Unit 3: The Good News of God, the Gospel Q: What Is the Gospel? A: Salvation through Faith in Jesus Christ!	4. God Uses It to Change His People	4. God Uses His Word to Change His People
	1. God Made Us and We Should Obey Him	1. God Is the Good Creator and King of the World
	2. We Have All Disobeyed God and Deserve His Punishment	2. All Have Rejected God and Deserve His Eternal Punishment
	3. God Sent Jesus to Pay for God's People's Sins	3. God Sent Jesus to Bear the Punishment for Sin
Unit 4: The God Like None Other Q: Can Anybody Tell Me What the LORD Is Like? A: He's Not Like Anyone Else!	4. God Saves All Who Repent of Their Sins and Trust in Jesus as Their Savior	4. God Saves Those Who Repent and Trust in Jesus
	1. He Is a Glorious Spirit	1. The LORD is a Glorious Spirit
	2. He Is the One, True God	2. The LORD is the Only True God
	3. He Is God the Father, Son and Holy Spirit: One God, But Three Persons	3. The LORD Is God the Father, Son and Holy Spirit: One God, But Three Persons
	4. He Is Everywhere, All the Time	4. The LORD Is Everywhere, All the Time
	5. He Knows Everything There Is to Know	5. The LORD Knows Everything There Is to Know
	6. He Is Perfectly Holy, Purely Good	6. The LORD is Holy
	7. He Can Do Anything He Wants to Do	7. The LORD is Omnipotent
	8. He Is Always Faithful, Through and Through	8. The LORD is Faithful
<i>included in DDD Unit 4 Bible Truth 2, above</i>	9. The LORD's Names Tell Us About Him	
Unit 5: God, the Good Creator Q: Can You Tell Me What God Made? A: God Made All Things Good!	1. He Made Everything Good in Heaven and Earth	1. God Created All Things Good in the Beginning
	2. God Made People in a Special Way	2. God Created People Good in the Beginning
	<i>included in DDD Unit 5 Bible Truth 1, above</i>	3. God Created the World to Praise and Glorify Him
	<i>included in DDD Unit 5 Bible Truth 1, above</i>	4. God's Plans For His Creation Are Good and Unfailing
Unit 6: God, the Just and Merciful Q: How Did Bad Things Come into God's Good World? A: Bad Things Came Through Sin!	1. When Adam and Eve Chose to Disobey God	1. Angels and People Rebelled against God in the Beginning
	<i>included in DDD Unit 6 Bible Truth 1, above</i>	2. God Treated the First Sinners with Justice and Mercy
	2. When It Spread to the Whole World	3. All People Are Born Sinful, All People Need God's Mercy
Unit 7: The Law-Giving God Q: What Are God's Laws Like? A: God's Laws Are Perfect!	1. They are Written in the Bible, God's Word	1. God's Laws Are Written in the Bible
	<i>included in DDD Unit 7 Bible Truth 2, below</i>	2. God Created Us Perfect Law Keepers, But We Are All Lawbreakers
	<i>included in DDD Unit 7 Bible Truth 2, below</i>	3. God Gave Us His Laws to Convict Us of Our Sin that We Might Be Saved
	2. They Show Us that We Need God to Save Us	4. Jesus Kept God's Law Perfectly to Save God's People by His Grace
	3. They Tell Us How to Love God and Others	5. The Heart of God's Law is Love

Bible Truths that Match Up Across the Curriculums

Hide 'n' Seek Kids	Deep Down Detectives	Praise Factory Investigators
Unit 8: The God Who Loves Q: What Is God's Love for His People Like? A: It's More than They Could Ever Deserve!	<i>included in DDD Unit 8, Bible Truth 1, below</i>	1. God Blesses All People with Many Good Gifts
	<i>included in DDD Unit 8, Bible Truth 4, below</i>	2. God Loved His People Before They Loved Him
	1. He Gave His Son, Jesus, to Save Them	3. God Showed the Depths of His Love by Giving His Son to Save His People
	2. He Always Takes Care of Them	4. God Loves His People by Caring for Their Needs
	3. He Uses Their Sadnesses for Good	5. God Uses Everything in His People's Lives for Their Good and His Glory
	4. He Will Never Stop Loving His People	6. God Will Never Stop Loving His People
Unit 9: Jesus Christ, Immanuel, God with Us Q: What Did Jesus Come to Do? A: Jesus Came to Bring Us to God!	1. He Left His Home in Heaven to Save Us	1. Jesus, the Servant King
	2. He Never, Ever Disobeyed God	2. Jesus, the Obedient Son
	3. He Taught about God and Did Amazing Things	3. Jesus, the Amazing Teacher
	<i>included in DDD Unit Bible Truth 3, above</i>	4. Jesus, the Ruler of All Creation
	<i>included in DDD Unit 9, Bible Truth 5, above</i>	5. Jesus, the Lord over Life and Death
	<i>included in DDD Unit 9, Bible Truth 4, below</i>	6. Jesus, the Forgiver of Sins
	<i>included in DDD Unit 9, Bible Truth 2, above</i>	7. Jesus, the Christ, the Son of the Living God
	<i>included in DDD Unit 9, Bible Truth 1</i>	8. Jesus, the Glory of God
	4. He Died on the Cross for God's People's Sins	9. Jesus, the Ransom for Sinners
	5. He Rose from the Dead	10. Jesus, the Conqueror of Death
	<i>included in DDD Unit 9, Bible Truth 5, above</i>	11. Jesus, the Firstborn of the Resurrection
	6. He Went Up to Rule in Heaven	12. Jesus, the Reigning Son in Heaven
Unit 10: The Holy Spirit: The Indwelling God Q: What Does the Holy Spirit Do in God's People? A: He Changes Their Hearts!	1. The Holy Spirit Lives in God's People	1. The Holy Spirit Lives in God's People
	2. The Holy Spirit Gives God's People Courage	2. The Holy Spirit Gives God's People Courage
	3. The Holy Spirit Gives God's People Wisdom	3. The Holy Spirit Gives God's People Wisdom
	4. The Holy Spirit Builds God's Church	4. The Holy Spirit Builds God's Church
Unit 11: The God Who Saves Q: How Can We Be Saved? A: It Is God's Free Gift!	1. When We Tell God Our Sins and Turn Away from Them	1. God Saves Sinners Who Confess Their Sins
	<i>included in DDD Unit 11, Bible Truth 2, below</i>	2. Jesus Is the Only Way to Be Saved
	2. When We Trust in Jesus As Our Own Savior	3. We Must Trust Jesus as Our Savior
3. When the Holy Spirit Works in Our Hearts	4. The Holy Spirit Changes Our Hearts so We Can Be Saved	
Unit 12: God's People Live for Him Q: How Should God's People Live? A: They Should Live Like Jesus!	1. By Asking God for His Help	1. God's People Grow to Be More Like Jesus
	2. By Loving Him Most of All	2. God's People Love Him with All Themselves
	3. By Loving Other People as God Has Loved Them	3. God's People Love Others
	4. By Trusting God and Being Happy With What He Wants	4. God's People Trust Him
	<i>included in DDD Unit 12 Bible Truth 8, below</i>	5. God's People Are Good Stewards of His Gifts
	<i>included in DDD Unit 12 Bible Truth 5, below</i>	6. God's People Obey Him
	<i>included in DDD Unit 12 Bible Truth 5, below</i>	7. God's People Do Good Works God Has Prepared for Them
	5. By Learning God's Word and Obeying It	8. God's People Read His Word, the Bible
	<i>included in DDD Unit 12 Bible Truth 2, above</i>	9. God's People Think about Him
	6. By Saying "No" to Disobeying God	10. God's People Say "No" to Temptation
	7. By Telling the Good News of Jesus	11. God's People Tell Others about Him
	<i>included in DDD Unit 12 Bible Truth 4, above</i>	12. God's People Suffer According to His Plan
	<i>included in DDD Unit 12 Bible Truth 4, above</i>	13. God's People Know Heaven Is Their Home
	8. By Making Much of God	14. God's People Delight in His Glory

Bible Truths that Match Up Across the Curriculums		
Hide 'n' Seek Kids	Deep Down Detectives	Praise Factory Investigators
Unit 13: The Sustaining God Q: Why Do God's People Keep Believing in Him? A: It Is God's Sustaining Grace!	1. God, Alone, Sustains God's People	1. God, Alone, Sustains God's People
	2. God the Father Promises to Help His People	2. God the Father Promises to Help His People
	3. Jesus Provides God's People with Everything They Need	3. Jesus Provides God's People with Everything They Need
	4. The Holy Spirit Works in God's People	4. The Holy Spirit Works in God's People
	5. The Word of God Grows God's People	5. The Word of God Grows God's People
	6. God Uses His People to Strengthen and Comfort Each Other	6. God Uses His People to Strengthen and Comfort Each Other
Unit 14: The God Who Delights in Our Prayers Q: How Does God Want Us to Pray? A: Every Night and Day!	1. God Wants Us to Praise Him	1. God Delights in Our Adoration of Him
	2. God Wants Us to Confess Our Sins	2. God Delights in Our Humble Confession of Sin
	3. God Wants Us to Thank Him	3. God Delights in Our Thanksgiving to Him
	4. God Wants Us to Ask Him to Do Great Things	4. God Delights in Our Supplications to Him
	<i>included in DDD Unit 14 Bible Truth 4, above</i>	5. God Always Answers Prayers
	<i>included in DDD Unit 14 Bible Truth 4, above</i>	6. Jesus Is Why God Answers God's People's Prayers
Unit 15: God's People Gather Together Q: Why Do God's People Go to Church? A: To Worship God and Love One Another!	1. By Praising God for Jesus' Win over Death	1. God's People Gather Together for a Special, Weekly Worship Day
	<i>included in DDD Unit 15 Bible Truth 2, below</i>	2. God's People Are Led by Godly Leaders
	2. By Learning from God's Word, the Bible	3. God's People Gather to Hear God's Word
	<i>included in DDD Unit 15 Bible Truth 3, below</i>	4. God's People Are Called the Body of Christ
	3. By Caring for Each Other's Needs	5. God's People Love One Another with a Covenant Love
	<i>included in DDD Unit 15 Bible Truth 3, above</i>	6. God's People Gather to Give
	4. By Telling What God Has Done and Praying	7. God's People Gather for Fellowship
	<i>included in DDD Unit 15 Bible Truth 4, above</i>	8. God's People Invite Others to Gather with Them
	<i>included in DDD Unit 15 Bible Truth 4, above</i>	9. God's People Gather to Pray
	5. By Baptizing People Who Trust in and Live for Jesus	10. God's People Proclaim Their New Life in Christ through Baptism
	6. By Remembering Jesus Died to Save Them	11. God's People Celebrate Christ's Redeeming Sacrifice for Them
Unit 16: Jesus, the Returning King Q: What Will Happen When Jesus Comes Back? A: God Will Make Everything New!	1. Jesus Will Judge All People Fairly	1. King Jesus Will Return to End the World
	<i>included in DDD Unit 16 Bible Truth 1, above</i>	2. King Jesus Will Return When God's Work on Earth is Done
	<i>included in DDD Unit 16 Bible Truth 1, above</i>	3. When King Jesus Returns, God's People Will Be Made Like Him
	<i>included in DDD Unit 16 Bible Truth 1, above</i>	4. King Jesus Will Return to Bring the Wicked to Just and Final Punishment
	<i>included in DDD Unit 16 Bible Truth 1, above</i>	5. King Jesus Will Return to Judge God's People, Too
	<i>included in DDD Unit 16 Bible Truth 2, below</i>	6. King Jesus Will Be United with His Bride, God's People, Forever
	2. God's People Will Live Happily with God Forever	7. King Jesus Will Reign Forever

DEEP DOWN DETECTIVES

**Curriculum Resources
for Unit 12, Bible Truth 1:**



How Should God's People Live?

They Should Live Like Jesus...

By Asking God for His Help!

Session Prep (especially good for newbies!)

Pray!



Pray for the Holy Spirit to be at work in your and the children's hearts.

Review



If new to the curriculum, look at the **Getting Started with Deep Down Detectives section of the Core Curriculum book.** (p.5) It will be especially helpful to read through the Deep Down Detectives section of **The Praise Factory Tour: Extended Version Book.** This is a visual way to understand what goes on in the classroom. (A pdf of the book is found in the samples section on the website.)

Look through and Learn the Lesson



Read over **lesson plan.** Practice any **songs or action rhymes** you are using. Choose/make up motions to go with these. Choose less with younger children and more with older preschoolers. **Practice the lesson with the visual aids** and using the Big Question Box/Briefcase.

Read and Rehearse the Bible Story with Pictures



Read the Bible story from the Bible. Read the curriculum version. Practice telling it with the storyboard pictures. (If you have not previously laminated the story pictures, do that now.) Or, rehearse it from the Simple Story Scenes, if you are using those.

Let There Be Music



Download the music and listen to the songs. Choose which of the songs you will use with the children. If using live musicians, make sure they have the sheet music (Appendix A, Core Curriculum book).

Put the Props in Place



1. Prepare your Visual Aids. Put the Big Question, Unit Bible Truths, Bible Truth, Bible Verse, and Listening Assignment signs, as well as the Bible Story script in one side of the Bible folder.
2. Get out your storyboard. If using Simple Story Scenes, put these in your Bible Folder. Or, if using the individual storyboard figures, put all background pictures in place (they have a BG by the number). Put the rest of the storyboard pictures (these have a SB by the number) in order of use in the other side of the Bible folder.
3. Put the DDD Bible Folder as well as the Big Question sign in the Big Question Box/Briefcase and shut it. If your box/briefcase has locks and you want to use the unlocking the box as part of your session, lock it now....but make sure you have the key or know the code first.
4. Prepare the music CD or sheet music or mp3 device for use in your session.

Set Out Free Play Activities



Choose and set up free time activities you will use with the children. Choose a variety of different activities that will be enjoyed by different types of children. Rotate the activities you provide to keep them interesting and fresh to your children. (Suggestions in Appendix D, Core Curriculum books.)

Prepare Any Activities



Choose which (if any) of the Bible Truth games and crafts activities you want to use in the session. Bear in mind your time frame as well as the developmental abilities and attention span of your children as you decide which/how many to prepare. **Look over the Discussion Sheet** and choose a few questions you might use to spark discussion with the children as they do their activities (especially good for ages 3's+). Pray for God to give you opportunities to talk about these things with the children.

Let Them Take It with Them



Make copies of the craft/take home sheets, if you are not already using them as one of your activities. You may also want to make copies of the story (see take-home version of each story included in Appendix C with the other take home resources) to have for parents to use with their children at home. There's a link on each craft/take home sheet to the story, if you don't make hard copies.

Store It



After your session is over, collect the resources and store them for future use. This curriculum can be used over and over for years to come.

Unit 12: God's People Live for Him

UNIT OVERVIEW

We become God's people when we turn away from our sins and trust in Jesus as our Savior. When we do, God forgives our sins, and we begin a whole new way of life. God's people no longer live life just to please themselves. They want to honor God with their whole lives, like Jesus did. They seek to love God most of all and love all people, too.

In this unit we will learn eight ways that God's people live for Him.

UNIT BIBLE VERSE: Ephesians 5:1-2

"Be imitators of God, as beloved children. And walk in love, as Christ loved us and gave himself up for us."

BIG QUESTION UNDER INVESTIGATION: How Should God's People Live?

ANSWER: They Should Live Like Jesus!

OPTIONAL Big Question 12 INTRODUCTION LESSON (Use Hide 'n' Seek Kids Unit 12 Material)

Story: The Case of the Runaway Who Came Back *Philemon*

Bible Verse: Ephesians 5:1-2

➔ BIBLE TRUTH 1: By Asking God for His Help (3 Lessons Available)

Story: The Case of the Hardest Thing *Matthew 26-28; Mark 14-16; Luke 22-24; John 18-21*

Bible Verse: Hebrews 4:16

BIBLE TRUTH 2: By Loving God Most of All (3 Lessons Available)

Story: The Case of the Man Who Left His Money *Matthew 9; Mark 2; Luke 5*

Bible Verse: Deuteronomy 6:4-5

BIBLE TRUTH 3: By Loving Other People as God Has Loved Them

(3 Lessons Available)

Story: The Case of the Man Who Kept on Loving *Acts 6-7*

Luke 3:15-18, 21-23; John 1:19-34

Bible Verse: 1 Corinthians 13:4-8

BIBLE TRUTH 4: By Trusting God and Being Happy with What He Wants (3 Lessons Available)

Story: The Case of the Faith that Faced Fire *Daniel 1-3*

Bible Verse: Proverbs 3:5-6

BIBLE TRUTH 5: By Learning God's Word and Obeying It (3 Lessons Available)

Story: The Case of the Lost Treasure *2 Kings 22; 23:1-20, 24; 2 Chronicles 34:8-33*

Bible Verse: Psalm 119:11,15-16

BIBLE TRUTH 6: By Saying "No" to Disobeying God (3 Lessons Available)

Story: The Case of the Escape that Waited *1 Samuel 17:19,23-24,27,31; 2 Samuel 5-6*

Bible Verse: 1 Corinthians 10:13

BIBLE TRUTH 7: By Telling the Good News of Jesus (3 Lessons Available)

Story: The Case of the Beautiful, Busy Feet *Acts*

Bible Verse: Romans 10:13-15

BIBLE TRUTH 8: By Making Much of God (3 Lessons Available)

Story: The Case of the Boastful Man

Acts 7-9,22; Romans; 1 & 2 Corinthians; Ephesians; Philippians

Bible Verse: Psalm 66:1-3,5,16

Deep Down Detectives ESV Songs 12 Track Numbers

This is a listing of all songs mentioned in the unit curriculum. You may or may not choose to use all of the songs. They are listed in easy-reference order--NOT in the order used in the curriculum. You may choose to simply burn a CD/load them onto an mp3 device in this order. Or, you may want to do what we do: choose the songs we want to use and create a play list of them in that order. Then, we burn a CD/upload the play list onto an mp3 device. A teacher only has to click forward to the next song, instead of hunting for the right track. The track number have been included as part of the title of each song, teachers will still have a reference to the track number listed in the curriculum (same as those listed below), even if you change the order on your customized play list.

SONGS USED EVERY UNIT OF THE CURRICULUM

- 1 The Classroom Song v.1
- 2 The Classroom Song v.2
- 3 The Classroom Song v.3
- 4 The Classroom Song v.4
- 5 Deep Down Detectives Theme Song
- 6 The Classroom Rules Song
- 7 Let's Pray Song
- 8 The Big Question Box Song
- 9 The Bible Chant Song
- 10 ACTS Prayer Song (Short Version)
- 11 ACTS Prayer Song (Full Version)

listen to or download songs for free at <https://praisefactory.org:Deep Down Detectives Music page>

Why the Extra Songs?

Deep Down Detectives is a curriculum used by a wide age-span of kids. Sometimes one of the other songs is a better fit for your kids. Or, you may simply want to teach them more songs on the same Bible Truth. Use as many or as few as you want.

UNIT 12: GOD'S PEOPLE LIVE FOR HIM

- 12 Big Q & A 12 Song
- 13 Big Question 12 Song: How Should God's People Live Each Day?
- 14 Big Question 12 Bible Verse Song: Walk in Love Ephesians 5:1-2, ESV
- 15 Extra Big Question 12 Bible Verse Song: Let Everyone Who Names the Name 2 Timothy 2:19,22, ESV
- 16 Big Question 12 Hymn: Trust and Obey, v.1
- 17 Big Question 12 Praise Song: I Have Decided to Follow Jesus

How Should God's People Live? They Should Live Like Jesus...

Bible Truth 1: By Asking God for His Help

- 18 Bible Verse: Let Us with Confidence Hebrews 4:16, ESV
- 19 Extra Bible Verse: Let Us Then Draw Near Hebrews 4:16, ESV (other version)
- 20 Extra Bible Verse: Help Us, O God of Our Salvation Psalm 79:9, ESV
- 21 Extra Bible Verse: We All With Unveiled Face 2 Corinthians 3:18, ESV

Bible Truth 2: By Loving Him Most of All

- 22 Bible Verse: Hear, O Hear Deuteronomy 6:4-5, ESV
- 23 Extra Bible Verse: Your Steadfast Love Is Better than Life Psalm 63:3-4, ESV

Bible Truth 3: By Loving Other People as God Has Loved Them

- 24 Bible Verse: Love 1 Corinthians 13:4-8, ESV
- 25 Extra Bible Verse: Love Is Patient 1 Corinthians 13:4-8, ESV

Bible Truth 4: By Trusting God and Being Happy With What He Wants

- 26 Bible Verse: Trust Proverbs 3:5-6, ESV
- 27 Extra Bible Verse: Trust in the LORD Proverbs 3:5-6, ESV (other version)
- 28 Extra Bible Verse: May the God of Hope Romans 15:13, NIV 1984
- 29 Extra Bible Verse: Let the Morning Bring Me Psalm 143:5,8, NIV 1984
- 30 Extra Bible Verse: For a Little While 1 Peter 1:6-7, NIV 1984
- 31 Extra Bible Verse: If God Is for Us Romans 8:31,32,35,37-39, ESV
- 32 Extra Bible Verse: Many Walk as Enemies Philippians 3:18,19,20, ESV
- 33 Extra Bible Verse: You Were Publicly Exposed Hebrews 10:32-36, ESV

Bible Truth 5: By Learning God's Word and Obeying It

- 34 Bible Verse: I Have Stored Up Your Word Psalm 119:11,15-16, ESV
- 35 Extra Bible Verse: If Anyone Loves Me John 14:23, ESV
- 36 Extra Bible Verse: Jesus Answered John 14:23-24, ESV (other version)
- 37 Extra Bible Verse: For We Are God's Workmanship Ephesians 2:10; 6:7-8, NIV 1984

Bible Truth 6: By Saying "No" to Disobeying God

- 38 Bible Verse: No Temptation 1 Corinthians 10:13, ESV
- 39 Extra Bible Verse: No Temptation Has Overtaken You 1 Corinthians 10:13, ESV (other version)
- 40 Extra Bible Verse: Count It All Joy James 1:2-4, ESV

Bible Truth 7: By Telling the Good News of Jesus

- 41 Bible Verse: How Beautiful Romans 10:13-15, ESV
- 42 Extra Bible Verse: Be My Witnesses Acts 1:8, ESV

Bible Truth 8: By Making Much of God

- 43 Bible Verse: Shout with Joy to God Psalm 66:1-3,5,9,16, ESV
- 44 Extra Bible Verse: As Each Has Received a Gift 1 Peter 4:10-11, ESV
- 45 Extra Bible Verse: Gift, Gift, Gift 1 Peter 4:10-11, ESV (other version)
- 46 Extra Bible Verse: I Will Bless the Lord at All Times Psalm 34:1,3,8,10, ESV

Big Question 12, Bible Truth 1 Overview: Key Concepts

p.1

Unit 12: God's People Live for Him

Unit Big Question (and Answer): How Should God's People Live? They Should Live Like Jesus!

Unit Bible Verse: "Be imitators of God, as beloved children. And walk in love, as Christ loved us and gave himself up for us." --Ephesians 5:1-2, ESV

Bible Truth 1 Concept: They Should Live Like Jesus...By Asking God for His Help

When Jesus lived on earth, He asked God, His Father, for help to do everything He wanted Him to do. God wants His people to ask Him to help them, too.

The Bible is filled with God's promises to help His people. God's people can pray these promises for themselves. They can pray them for others, too. One of God's best promises is to send the Holy Spirit to keep working in His people's hearts. The Holy Spirit helps them to know what God wants them to do. He makes them strong and brave to do it. God is faithful. He will always help His people to live like Jesus, every single day.

We can become God's people when we turn away from our sins and trust in Jesus as our Savior. Ask God to help you. He loves to answer this prayer!

Bible Truth 1 Bible Verse: Hebrews 4:16

"Let us then with confidence draw near to the throne of grace, that we may receive mercy and find grace to help in time of need."

Learn a Little: "Let us draw near to find help in time of need."

Meaning

Jesus reigns in heaven as the High King over all creation. How He loves God's people! He listens to their prayers and even prays for them, Himself! He promises to give them everything they need to live for God and to do all He wants them to do.

God's people know they can always pray and ask God to help them. They know His answer is always "yes" when they ask Him to help them. He will give them the strength they need to do all He wants them to do. That's why they go boldly and confidently to God with their prayers. He will help them. He will always help them! We can become God's people, too, when we turn away from our sins and trust in Jesus as our Savior.

Bible Truth 1 ACTS Prayer

- A** God, we praise You for giving us Jesus, so we can know how You want us to live.
- C** God, we need Your help to live for You, but many times we don't ask for it. We love to do things by ourselves, in our own way. We need a Savior!
- T** Thank You, God, for promising to help Your people live like Jesus. They could never do this without Your help.
- S** God, please work in our hearts. Help us turn away from our sins and trust in Jesus as our Savior. Make us Your people. Help us to love You. Help us to live like You want us to. In Jesus' name we pray, Amen.

Bible Truth 1 Story**The Case of the Hardest Thing**

Matthew 26-28; Mark 14-16; Luke 22-24; John 18-21

Big Question 12, Bible Truth 1 Overview: Key Concepts

p.2

Songs Used in Bible Truth 1

Big Q & A 12 Song

Big Question 12 Song: How Should God's People Live?

Big Question 12 Bible Verse Song: Walk in Love Ephesians 5:1-2, ESV

Extra Big Question 12 Bible Verse Song: Let Everyone Who Names the Name 2 Timothy 2:19,22, ESV

Big Question 12 Hymn: Trust and Obey, v.1

Big Question 12 Praise Song: I Have Decided to Follow Jesus

Bible Truth 1 Bible Verse Song: Let Us with Confidence Hebrews 4:16, ESV


Extra Bible Truth 1 Bible Verse Song: Let Us Then Draw Near Hebrews 4:16, ESV



Extra Bible Truth 1 Bible Verse Song: Help Us, O God of Our Salvation Psalm 79:9, ESV

Extra Bible Truth 1 Bible Verse Song: We All With Unveiled Face 2 Corinthians 3:18, ESV

listen to or download songs for free at <https://praisefactory.org>: Deep Down Detectives Music page

1. GETTING STARTED

 = follow the stars for a short & simple lesson plan

Intake Activity Ideas	Choose one of these open-ended activities to include children as they join the class:
Free Play Time <i>suggestions in Appendix D</i>	 Offer your own or some of the easy-to-make, free play activities suggested in Appendix D.
OR Sing-along Music Time <i>lyrics and sheet music, Appendix A</i> <i>listen to or download songs for free at https://praisefactory.org/Deep Down Detectives Music page</i>	<p>Music from Deep Down Detectives (DDD) ESV Songs 12:</p> <p>Big Q & A 12 Song <i>DDD ESV Songs 12, track 12</i> Big Question 12 Song <i>DDD ESV Songs 12, track 13</i> Big Question 12 (Unit) Bible Verse Song: Walk in Love Ephesians 5:1-2, ESV <i>DDD ESV Songs 12, track 14</i> Extra Big Question 12 (Unit) Bible Verse Song: Let Everyone Who Names the Name 2 Timothy 2:19,22, ESV <i>DDD ESV Songs 12, track 15</i> Big Question 12 Hymn: Trust and Obey, v.1 <i>DDD ESV Songs 12, track 16</i> Big Question 12 Praise Song: I Have Decided to Follow Jesus <i>DDD ESV Songs 12, track 17</i> Bible Truth 1 Bible Verse Song: Let Us with Confidence Hebrews 4:16, ESV <i>DDD ESV Songs 12, track 18</i> Bible Truth 1 Extra Bible Verse Song: Let Us Then Draw Near Hebrews 4:16, ESV <i>DDD ESV Songs 12, track 19</i> Bible Truth 1 Extra Bible Verse Song: Help Us, O God of Our Salvation Psalm 79:9, ESV <i>DDD ESV Songs 12, track 20</i> Bible Truth 1 Extra Bible Verse Song: We All With Unveiled Face 2 Corinthians 3:18, ESV <i>DDD ESV Songs 12, track 21</i></p> <p><i>Add more fun to Sing-along Music Time by adding a Music, Movement & Memory Activity. These activities are listed on p.10 of this lesson plan with the Response Activities. Instructions found in Appendix B.</i></p>
OR Bible Verse Memory Game <i>instructions found in Appendix B</i>	<p>Lesson 1 Game: Roll 'n' Toss Lesson 2 Game: Block Clapping Lesson 3 Game: Meet, Greet and Keep It Up</p> <p><i>These activities are also included on p.10 of this lesson plan with the Response Activities.</i></p>
2. OPENING CIRCLE TIME (introduce the Bible Truth and tell the related Bible story)	
Gathering the Children <i>lyrics and sheet music, Appendix A</i>	<p><i>Sing verse 1 of The Classroom Song to gather the children for Circle Time.</i></p> <p>The Classroom Song, verse 1 <i>DDD ESV Songs 12, track 1</i> Let's gather together to worship God, Let's gather together to worship God, Let's gather together to worship God, Come gather here with me!</p>
Welcome to Deep Down Detectives	 "Welcome to Deep Down Detectives. We're so glad you've joined us! Detectives are people who look for answers to questions. In Deep Down Detectives, we look for answers to big questions about God. We dig deep down in the truths of God's Word to find them."

2. OPENING CIRCLE TIME, continued




= follow the stars for a short & simple lesson plan

<p>Deep Down Detectives Theme Song</p> <p><i>lyrics and sheet music, Appendix A</i></p>	<p>"Let's sing our Deep Down Detectives Theme Song."</p> <p>★ Deep Down Detectives Theme Song DDD ESV Songs 12, track 5</p> <p>We're Deep Down Detectives, diggin' deep in God's Word, For truths about God and His plans for this world, We're seeking to love Him, with all of our heart, We're Deep Down Detectives! Come on! Let's start!</p>
<p>Classroom Rules Song</p> <p><i>lyrics and sheet music, Appendix A</i></p>	<p>There are two very important things that Deep Down Detectives do together: we worship God and we love one another. Our Classroom Rules Song reminds us how we should act. Let's sing it."</p> <p>Classroom Rules Song DDD ESV Songs 12, track 6</p> <p>Shh, be quiet while someone is talking, Raise your hand, if you have something to say, Don't touch your friend, sitting beside you, Obey your teachers, Be kind as you play. These are our classroom rules, These are our classroom rules, They help us worship God and love one another, These are our classroom rules.</p>
<p>Opening Prayer Time</p> <p><i>lyrics and sheet music, Appendix A</i></p>	<p>"Children, we need God's help to keep these rules. Let's ask Him to help us right now. Let's get ready and pray."</p> <p>Let's Pray DDD ESV Songs 12, track 7</p> <p>1-2-3! Fold your hands, Bow your head, Close your eyes. Let's pray! (<i>repeat</i>)</p> <p>"Let's pray:"</p> <p>★ Opening Prayer</p> <p>Dear Lord, We're so glad to get to gather together to worship You! Please help us keep the classroom rules. Please help us to love You and learn about You today. In Jesus' name we pray. Amen.</p>

2. OPENING CIRCLE TIME, continued

★ = follow the stars for a short & simple lesson plan

<p>Reveal the Big Question</p> <p>Introduce the Big Question Box/Briefcase</p> <p><i>lyrics and sheet music, Appendix A</i></p>	<p>“Detectives INVESTIGATE things. That means they ask questions and look for answers. Deep Down Detectives investigate big questions about God. The Big Question we are investigating today is right inside our Big Question Box/Briefcase.</p> <p>The Big Question Box Song <i>DDD ESV Songs 12, track 8</i></p> <p>We’ve got a big box, All closed up and locked, Filled with the truths of God’s Word.</p> <p>We’ve got a brief case, There’s no time to waste, Come on, kids, let’s open it up!</p>
<p>The Big Question under Investigation</p> <p>VISUAL AID <i>take out</i></p>  <p><i>of BQB</i></p> <p><i>Big Question & Answer Sign, front side</i></p> <p><i>*found in the DDD Unit 12 Visual Aids, ESV Book</i></p>	<p>Ok, who would like to open for me and pull out the Big Question?”</p> <p><i>Choose a child to open the box/briefcase, take out the Big Question and hand it to you, then hold up the Big Question sign for all the children to see, and say:</i></p> <p>★ The Big Question we are investigating today is Big Question Number 12: How Should God’s People Live? and the Answer is: They Should Live Like Jesus!</p>
<p>Big Question Meaning</p>	<p>★ We become God’s people when we turn away from our sins and trust in Jesus as our Savior. When we do, God forgives our sins, and we begin a whole new way of life. God’s people no longer live life just to please themselves. They want to honor God with their whole lives, like Jesus did. They seek to love God most of all and love all people, too.</p>
<p>Big Question Songs</p> <p>Big Q & A 12 Song</p> <p><i>lyrics and sheet music, Appendix A</i></p>	<p>★ “Let’s sing our Big Question Song:</p> <p>Big Q & A 12 Song <i>DDD ESV Songs 12, track 12</i></p> <p><i>(adapted version of “Twinkle, Twinkle, Little Star”)</i></p> <p>How should God’s people live each day? They should live like Jesus! How should God’s people live each day? How should God’s people live each day? How should God’s people live each day? They should live like Jesus!</p>

2. OPENING CIRCLE TIME, continued



= follow the stars for a short & simple lesson plan

Learning about the Big Question (use one or both)



Repeat the Big Question and Answer again:

"How Should God's People Live? They Should Live Like Jesus!"

Say: "Hmmm, I wonder what that means... Let's do our action rhyme/sing our song that explains it."

Then do the action rhyme or sing the song using any of the optional motions suggested, if desired.

Big Question Action Rhyme

Big Question 12 Action Rhyme

Jesus loved God,
I should, too!
Jesus loved others,
I should, too!
Jesus prayed to God,
I should, too!
Jesus obeyed God,
I should, too!

God wants me to live like Jesus,
In everything
I think and say and do!

(POSSIBLE ACTIONS)

Point up to God in heaven

Point to self

Point out to others

Point to self

Make prayer hands

Point to self

Point up to God in heaven

Point to self

Point up to God in heaven

Touch head, mouth and walk in place

Big Question (Action Rhyme) Song



Lyrics and sheet music, Appendix A

Big Question 12 (Action Rhyme) Song

DDD ESV Songs 12, track 13

Refrain:

How should God's people live?
How should God's people live?
How should God's people live?
They should live like Jesus!

(POSSIBLE ACTIONS)

Point up to God in heaven

Verse 1

Jesus loved God most of all,
He loved all people, too,
In all that He did and said and thought,
He loved them thru and thru. (Refrain)

Touch heart, then point up to God in heaven

Point out to others

Touch heart

Verse 2

God's people should love God most of all,
They should love others, too,
And God the Holy Spirit,
Will help them in all they do. (Refrain)

Point up to God in heaven

Point out to others

Touch heart

2. OPENING CIRCLE TIME, continued

★ = follow the stars for a short & simple lesson plan

Learning the Bible Truth

VISUAL take out AID



of BQB

VISUAL AID

All the Bible Truths Sign

★ "They Should Live Like Jesus" is a good beginning, but there's so more to learn. So it's time for us to dig down even deeper for more answers to our Big Question about God. We're going to be learning **EIGHT** Bible truths that all tell us more about how God wants His people to live.

Who would like to hand me the picture with our eight Bible truths on it? It's in the Big Question Box/Briefcase." *Choose a child to get it and hand it to you, then hold it up and show them the pictures of the eight truths they will be learning.*

After everyone has had a good look, say...

Bible Truth Clue

VISUAL take out AID



of BQB

Bible Truth Clue Sign, front side
VISUAL AID

"Ok, now let's look at our Bible Truth Clue sign and see if we can figure out which of these eight truths we will be learning about today. Who would like to get it out of the Big Question Briefcase for me?"

Choose a child to open the briefcase, take out the Bible Truth Clue sign and hand it to you. Hold up the front side for the children to see. Cover up the answer, written along the bottom, and say:

**"How Should God's People Live?
They Should Live Like Jesus!
By Asking God for His ___!"**

We're missing one word. Here's the hint to what the missing word is. It says: "What do we need when we can't do something by ourselves? It starts with an "h" and it rhymes with "yelp."

Hint

Can you guess? It's "HELP!"

So, the Bible Truth we are learning today is:

(uncover answer from bottom of sign, show it to them and say:)

★ **"How Should God's People Live?
They Should Live Like Jesus!
By Asking God for His HELP!"**

And here is what this Bible Truth means: *(read the meaning off of the back of the sign, say:)*

Bible Truth Meaning

★ When Jesus lived on earth, He asked God, His Father, for help to do everything He wanted Him to do. God wants His people to ask Him to help them, too.

The Bible is filled with God's promises to help His people. God's people can pray these promises for themselves. They can pray them for others, too. One of God's best promises is to send the Holy Spirit to keep working in His people's hearts. The Holy Spirit helps them to know what God wants them to do. He makes them strong and brave to do it. God is faithful. He will always help His people to live like Jesus, every single day.

We can become God's people when we turn away from our sins and trust in Jesus as our Savior. Ask God to help you. He loves to answer this prayer!

2. OPENING CIRCLE TIME, continued

★ = follow the stars for a short & simple lesson plan

Learning the Bible Verse

"And how do I know this is true? God tells me so in His special book, the Bible."

The Bible Chant Song

Say or sing the Bible Chant Song.

lyrics and sheet music, Appendix A

The Bible Chant Song

DDD ESV Songs 12, track 9

The Bible, the Bible,
Let's get out the Bible.
Let's hear what God has to say.
The Bible, the Bible,
God's given us the Bible.
It's His Word for us to learn and obey! Yay!

Bible Verse

DDD 12.1 Bible Verse-front side (in the DDD Bible folder)

VISUAL AID Place verse in take out



of BQB
DDD Bible Folder

*found in the DDD Unit 12 Visual Aids, ESV Book

"Who would like to get our Bible folder out of the Big Question Briefcase for me?"

Choose a child to open the briefcase, take out the "Bible" folder and hand it to you. Remove the Bible Verse Picture from the "Bible" folder and hold it up for all the children to see, then say:

Hebrews 4:16 tells us:

★ **Hebrews 4:16, ESV**

Let us then with confidence draw near to the throne of grace, that we may receive mercy and find grace to help in time of need.

Learn a Little: "Let us draw near to find help in time of need."


Bible Verse Meaning

★ **What does that mean?**

Jesus reigns in heaven as the High King over all creation. How He loves God's people! He listens to their prayers and even prays for them, Himself! He promises to give them everything they need to live for God and to do all He wants them to do.

God's people know they can always pray and ask God to help them. They know His answer is always "yes" when they ask Him to help them. He will give them the strength they need to do all He wants them to do. That's why they go boldly and confidently to God with their prayers. He will help them. He will always help them! We can become God's people, too, when we turn away from our sins and trust in Jesus as our Savior.

2. OPENING CIRCLE TIME, continued

 = follow the stars for a short & simple lesson plan

**Bible Verse
Song**

*lyrics and sheet music,
Appendix A*

You might also enjoy:

*Let Us Then Draw Near
Hebrews 4:16, ESV
DDD ESV Songs 12,
track 19*

*Help Us, O God of Our
Salvation
Psalm 79:9, ESV
DDD ESV Songs 12,
track 20*

*We All With Unveiled Face
2 Corinthians 3:18, ESV
DDD ESV Songs 12,
track 21*

We've said our Bible verse, now let's sing it!








Let Us with Confidence: Hebrews 4:16

DDD ESV Songs 12, track 18

Let us then with confidence draw near,
With confidence draw near the throne of grace,
So that we may receive mercy and find grace,
In our time of need,
Hebrews Four, sixteen.

2. OPENING CIRCLE TIME, continued

★ = follow the stars for a short & simple lesson plan

<p>Getting into the Case</p>	<p>"Now it's time to do a bit more deep down investigating. Let's see what Detective Dan wants us to help him figure out. Would someone like to get it out for me?"</p>
<p>Listening Assignments</p> <p>Place in  take out  of BQB</p>	<p>NOTE: Listening assignments are most suitable for ages 3+. Skip straight to the Bible story (see bottom of this page), if working with 2 year olds.</p> <p>"Let's open up our listening assignment and see what we are supposed to figure out today.</p> <p>Choose a child to take out the Listening Assignment (from the DDD Bible Folder) and hand it to you. Read Detective Dan's letter to the children that includes the listening assignment. The listening assignments are summarized below:</p>
<p>VISUAL AID</p> <p></p> <p>DDD Unit 12 Visual Aids, ESV</p>	<p>Detective Dan's Lesson #1 Listening Assignment:</p> <p>I need to find out:</p> <ol style="list-style-type: none"> 1. Who did the hardest thing? What was it? 2. Who helped Him do it?
<p>VISUAL AID</p> <p></p> <p>DDD Unit 12 Visual Aids, ESV</p>	<p>Detective Dan's Lesson #2 Listening Assignment:</p> <p>Our Bible Verse is Hebrews 4:16, ESV</p> <p>"Let us then with confidence draw near to the throne of grace, that we may receive mercy and find grace to help in time of need."</p> <p>I need to find out:</p> <ol style="list-style-type: none"> 1. What was the very hard thing Jesus was called to do? Who did Jesus cry out to for help? 2. Did Jesus get the help He needed?
<p>VISUAL AID</p> <p></p> <p>*Listening Assignment #3 includes the Assignment Sheet, plus 6 clue pictures*</p> <p>DDD Unit 12 Visual Aids, ESV</p>	<p>Detective Dan's Lesson #3 Listening Assignment:</p> <p>I found six clues, but only 4 of them are in the story. Our six clues were: a dress, an angel, the cross, Jesus, an enemy, and a spider. Hold each of them up for the children to see as you identify them.</p> <p>I need to figure out:</p> <ol style="list-style-type: none"> 1. Which four belong in the story and which two don't? 2. What did Jesus ask God to do for him? How did God answer His prayer?
<p>Tell the Bible Story ★</p> <p>Place story & pics in  take out  of BQB</p> <p>DDD Unit 12 Visual Aids, ESV</p> <p>Story text included in this book right after this lesson plan and in Visual Aids book</p>	<p>★ Then say. "Ok, Deep Down Detectives! Put on your best listening ears and see if you can hear the answers to Detective Dan's questions. When I finish telling the story, we will see if we can answer all the questions."</p> <p>★ Bible Story: The Case of the Hardest Thing Matthew 26-28; Mark 14-16; Luke 22-24; John 18-21</p> <p>Read the Bible Truth story, putting up the storyboard pictures as you tell it. Then, have the children answer the listening assignment. Present the gospel and lead in prayer.</p> <p>*Answers to questions; the gospel; and, ACTS prayer are included with the story text.*</p>

2. OPENING CIRCLE TIME, continued

★ = follow the stars for a short & simple lesson plan

<p>Story Response Song(s)</p> <p>Hymn</p> <p><i>lyrics and sheet music, Appendix A</i></p>	<p><i>As attention span and time allow, you might want to end with one of the following songs which also tie in with the unit. If desired, use the Music and Movement activity ideas while singing (listed with the Response Activities).</i></p> <p>Trust and Obey <i>DDD ESV Songs 12, track 15</i></p> <p>Verse 1 When we walk with the Lord, In the light of His Word, What a glory He sheds on our way! While we do His good will; He abides with us still, And with all who will trust and obey.</p> <p>Refrain Trust and obey, For there's no other way, To be happy in Jesus, But to trust and obey.</p> <p>Tie-in: "How should God's people live each day? They should live like Jesus! God's people live like Jesus when they trust and obey God. Jesus always trusted and obeyed His Father in heaven, even when it was very, very hard. God's people go through hard things, too. They might want to be afraid or sad. They might want to be unhappy, but they don't need to be. They can trust God and keep on obeying Him. God will never stop caring for them! God has promised to care for His people every day of their lives. We can become God's people when we turn from our sins and trust in Jesus as our Savior."</p>
--	---

<p>Praise Song</p> <p><i>lyrics and sheet music, Appendix A</i></p>	<p>Praise Song: I Have Decided to Follow Jesus <i>DDD ESV Songs 12, track 16</i></p> <p>I have decided to follow Jesus, I have decided to follow Jesus, I have decided to follow Jesus, No turning back, no turning back..</p> <p>Tie-in: "How should God's people live each day? They should live like Jesus! The Lord wants us to decide--that is, to say "Yes, I will!"-- to live like Jesus each day. He wants us to love and obey Him. That's what it means to follow Jesus. Let's sing a song about following Jesus."</p>
--	---

3. TAKING ACTION: Response Activities *(choose from among these activities)*

<p>Transition to Activities</p>	<p>★ Well, Deep Down Detectives, you've done a great job diggin' deep down for answers in the truths of God's Word. Now it's time to enjoy some activities."</p> <p><i>Tell children what activity/s you are providing for them: either free play or some of the response activities listed below. When you are ready to dismiss them, use this song to help the children transition in an orderly fashion to their next activity.</i></p>
--	--




<p>Classroom Song, verse 2</p> <p><i>lyrics and sheet music, Appendix A</i></p>	<p>"Children, let's sing our Time to Play Song. When we are finished you may get up and walk over to our next activity."</p> <p>Classroom Song, verse 2 <i>DDD ESV Songs 12, track 2</i></p> <p>We've gathered together to worship God, We've gathered together to worship God, And now it's time to play.</p> <p><i>Dismiss the children to whatever activities you have prepared for them to do.</i></p>
--	--

3. TAKING ACTION: Response Activities (choose from among these activities) ★ = short & simple lesson plan

<p>Response Activities</p>	<p>Choose one or more activities appropriate for your children, based on classroom time and developmental needs. Add the Discussion Sheet to any activity for deeper learning. ★</p>
<p>Bible Verse Memory Game</p> <p><i>game directions, Appendix B</i></p>	<p>Though listed with the opening activities, you may choose to use this Bible verse game here instead (or as a repeat).</p> <ul style="list-style-type: none"> • Lesson 1 Game: Roll 'n' Toss • Lesson 2 Game: Block Clapping • Lesson 3 Game: Meet, Greet and Keep It Up <p>Use the Discussion Sheet with this activity for even deeper learning ★</p> <p>Discussion Questions</p>
<p>Music, Movement & Memory Activity</p> <p><i>game directions, Appendix B</i></p>	<p>A music activity that uses the songs from the Bible Truth and Big Question unit.</p> <ul style="list-style-type: none"> • DDD Songs for this Bible Truth, plus: • Lesson 1 Activity: Musical Squares • Lesson 2 Activity: Thumping Drums • Lesson 3 Activity: Say, Spring Up and Shout <p>Use the Discussion Sheet with this activity for even deeper learning ★</p> <p>Discussion Questions</p>
<p>Bible Story Review Game</p> <p><i>game directions, Appendix B</i></p>	<p>A game that uses the storyboard pictures from the story to review the story.</p> <ul style="list-style-type: none"> • Lesson 1 Game: Treasure Hunt • Lesson 2 Game: Look Who's Coming Down the Tracks • Lesson 3 Game: Can You Remember? <p>Use the Discussion Sheet with this activity for even deeper learning ★</p> <p>Discussion Questions</p>
<p>Coloring Pages/ Take Home Sheets</p> <p><i>in Appendix C</i></p> <p>★</p>	<p>A coloring page related to the lesson assignment question is provided for each lesson. On the back of each are the key concepts, a few questions and a song for parents to use with their children.</p> <p>NOTE: Upgrade your coloring sheet to a more interesting craft by offering simple embellishments, such as jiggly eyes, craft sand, glitter, glitter glue, colored paper dots (made with a hole punch), fabric scraps, etc. Make cut-to-size glued-on clothes, hair, etc for characters by using a copy of the coloring sheet, cutting out the selected portions and making them the patterns for whatever you want to cut out of fabric, paper, foil, etc.</p> <ul style="list-style-type: none"> • Lesson 1 Coloring Sheet Emphasis: Bible Truth • Lesson 2 Coloring Sheet Emphasis: Bible Verse • Lesson 3 Coloring Sheet Emphasis: ACTS Prayer <p>Use the Discussion Sheet with this activity for even deeper learning ★</p> <p>Discussion Questions</p>
<p>Extra Crafts: Big Question Craft <i>in Appendix C</i></p> <p>Bible Verse Craft <i>in Appendix C</i></p> <p>Bible Story Puzzle <i>in Appendix C</i></p>	<p>These crafts are slightly more complex than the coloring/take home sheets:</p> <p>The Bible Concept Go-and-Tell Craft is a craft that summarizes the Bible concept and includes the Bible verse is included for those desiring more than a coloring sheet. This more complex craft will involve gluing, sticking, etc. Can be used at any time.</p> <p>The Bible Story Coloring Sheet provides a tie in between the Bible story and the Bible truth they are learning.</p> <p>The Storyboard Picture Placement Page has been made into a puzzle that can be cut out and re-assembled by the children. This provides a nice summary of the story.</p> <p>Use the Discussion Sheet with these activities for even deeper learning ★</p> <p>Discussion Questions</p>
<p>Free Play Activities ★ <i>ideas in Appendix D</i></p>	<p>Offer your own or some of the easy-to-make, free play activities suggested in Appendix D.</p>

4. CLOSING CIRCLE TIME *(End-of-session activities for the last 5-10 minutes of class time)*

 = short & simple lesson plan

<p>Transition to Closing Circle</p> <p>Classroom Song, verse 3</p> <p><i>lyrics and sheet music, Appendix A</i></p>	<p><i>Use this song to help the children transition in an orderly fashion. Start singing this song and ask the children to gather with you for Closing Circle Time.</i></p> <p>Classroom Song, verse 3 <i>DDD ESV Songs 12, track 3</i></p> <p>It's time to get ready to go and tell, It's time to get ready to go and tell, Come gather here with me.</p>
<p>Closing Circle Time</p> <p>Classroom Song, verse 4</p> <p><i>lyrics and sheet music, Appendix A</i></p>	<p><i>When children are settled in the circle, say:</i></p> <p>"It's almost time for your parents to come pick you up. And do you know what that means? It means.... (draw this out to build anticipation and excitement)...that it's almost time to go home and....it's almost time to...Go and Tell! We have learned some big news about God today. God wants us to take and tell it to the whole world!"</p> <p>Classroom Song, verse 4 <i>DDD ESV Songs 12, track 4</i></p> <p>So what's our big news to go and tell, So what's our big news to go and tell, Can you tell me now?</p>
<p>Big News to Tell</p> <p>Big Question 12</p> <p><i>VISUAL AID</i></p> <p></p> <p><i>*found in DDD Unit 12 Visual Aids, ESV Book</i></p> <p><i>lyrics and sheet music, Appendix A</i></p> <p>Big Question 12, Bible Truth 1</p> <p><i>VISUAL AID</i></p> <p></p>	<p>"Let's see....there's so much big news to tell! There's so much we've learned!</p> <p>First of all, can you tell me the answer to our Big Question: "How Should God's People Live?" <i>Hold up the Bible Truth Clue Picture.</i></p> <p>Say the answer with me: "They Should Live Like Jesus!"</p> <p><i>(If desired, you can sing one/both of the Big Question songs.)</i> <i>DDD ESV Songs 12, tracks 12,13</i></p> <p>And what's one way He does this? What did we learn? <i>Point to the picture.</i></p> <p>By Asking God for His Help!</p> <p>"And how do I know this is true? Can you tell me?"</p>
<p>Big Question 12 Bible Truth 1 Bible Verse</p> <p><i>VISUAL AID</i></p> <p></p> <p><i>*found in the DDD Unit 12 Visual Aids, ESV Book</i></p> <p><i>lyrics and sheet music, Appendix A</i></p>	<p>Say it with me: "The Bible tells me so!" That's right!</p> <p>We learned: Hebrews 4:16, ESV:</p> <p>"Let us then with confidence draw near to the throne of grace, that we may receive mercy and find grace to help in time of need."</p> <p>Learn a Little: "Let us draw near to find help in time of need."</p> <p>Jesus reigns in heaven as the High King over all creation. How He loves God's people! He listens to their prayers and even prays for them, Himself! He promises to give them everything they need to live for God and to do all He wants them to do. God's people know they can always pray and ask God to help them. They know His answer is always "yes" when they ask Him to help them. He will give them the strength they need to do all He wants them to do. That's why they go boldly and confidently to God with their prayers. He will help them. He will always help them! We can become God's people, too, when we turn away from our sins and trust in Jesus as our Savior.</p> <p><i>(If desired, you can sing the Bible verse song.)</i> <i>DDD ESV Songs 12, track 18</i></p>

4. CLOSING CIRCLE TIME, continued



= follow the stars for a short & simple lesson plan

<p>Closing ACTS Prayer Time</p> <p>ACTS Prayer Chant</p> <p><i>lyrics and sheet music, Appendix A</i></p>	<p><i>Let's ask God to help us to remember this and even tell others this good news. Let's get ready and pray our ACTS prayer.</i></p> <p><i>And what does ACTS mean? Let's sing/say our ACTS Prayer Chant!</i></p> <p>ACTS Prayer Chant Song <i>DDDESV Songs 12, tracks 10,11</i></p> <p>A, Adoration, God, we praise You! C, Confession, Forgive us our sins. T, Thanksgiving, Thank You for Jesus, S, Supplication, Help us to live like Him.</p> <p style="text-align: right;">That's the ACTS prayer, my friend, Bow your head, Close your eyes, Shhh, Let's begin.</p>
<p>Closing ACTS Prayer</p>	<p>"Let's pray!"</p> <p><i>Lead the children in the ACTS prayer for this Bible Truth.</i></p> <p>A God, we praise You for giving us Jesus, so we can know how You want us to live.</p> <p>C God, we need Your help to live for You, but many times we don't ask for it. We love to do things by ourselves, in our own way. We need a Savior!</p> <p>T Thank You, God, for promising to help Your people live like Jesus. They could never do this without Your help.</p> <p>S God, please work in our hearts. Help us turn away from our sins and trust in Jesus as our Savior. Make us Your people. Help us to love You. Help us to live like You want us to.</p> <p>In Jesus' name we pray, Amen.</p>
<p>5. TAKING IT HOME <i>(Take Home Sheet)</i></p>	
<p>Clean up and Dismissal ★</p>	<p>"Now it's time to work together and clean up." <i>Have the children join you in cleaning up the room.</i></p>
<p>Coloring Pages/ Take Home Sheets ★</p> <p><i>in Appendix C</i></p>	<p><i>Give out the craft/take home sheet and any other papers from the session, as you dismiss children from class.</i></p> <p><i>(Reminder: The back side of the coloring page is the take home sheet for each lesson.)</i></p>
<p>Bible Story to Take-Home</p> <p><i>in Appendix C</i></p>	<p>You may also want to include a copy of the story along with the take home sheet. (However, each coloring sheet/take home sheet includes a note to parents telling where they can download the story from the Parent Resources section on the website.)</p>

Bible Story for Big Question 12, Bible Truth 1

use with all THREE lessons

Place
story in

take out

P.1

The Case of the Day of Hardest Thing*Matthew 26-28; Mark 14-16; Luke 22-24; John 18-21***Story-telling Tips**

Ahead of time:

1. Read the Bible verses and story. Pray!
2. Choose story action cues and prepare storyboard figures/story scenes, if using. (In Visual Aids book)
3. Practice telling story with the storyboard pictures, timing your presentation. Shorten, if necessary.

During your presentation:

1. Maintain as much eye contact as possible as you tell the story.
2. Put up storyboard figures/add story action cues/hold up storybook scenes as you tell the story. Allow the children to help you put them on the board, if desired.
3. Include the children in your story with a few questions about what they think will happen or words/concepts that might be new to them.
4. Watch the kids for signs that their attention span has been reached. Shorten, if necessary.

INTRODUCTION/ LISTENING ASSIGNMENTS

"Our story is called: The Case of the Hardest Thing. Here is your listening assignment." Read from Detective Dan's Listening Assignment signs, but questions are summarized below:

Detective Dan's Lesson #1 Listening Assignment:

I need to find out:

1. **Who did the hardest thing? What was it?**
2. **Who helped Him do it?**

Detective Dan's Lesson #2 Listening Assignment:**Our Bible Verse is Hebrews 4:16, ESV**

"Let us then with confidence draw near to the throne of grace, that we may receive mercy and find grace to help in time of need."

I need to find out:

1. **What was the very hard thing Jesus was called to do? Who did Jesus cry out to for help?**
2. **Did Jesus get the help He needed?**

Detective Dan's Lesson #3 Listening Assignment:

I found six clues, but only 4 of them are in the story.

Our six clues were: a dress, an angel, the cross, Jesus, an enemy, and a spider.

Hold each of them up for the children to see as you identify them.

I need to figure out:

1. **Which four belong in the story and which two don't?**
2. **What did Jesus ask God to do for him? How did God answer His prayer?**

Read the assignment questions, THEN SAY,

"Ok, Deep Down Detectives! Put on your best listening ears and see if you can hear the answers to Detective Dan's questions. When I finish telling the story, we will see if we can answer all the questions."

*Read the Bible Truth story, answer questions, present the gospel and lead in prayer.**Answers to questions; the gospel; and, ACTS prayer are included with the story text.*

The Case of the Hardest Thing *Matthew 26-28; Mark 14-16; Luke 22-24; John 18-21**Story with lines separating paragraphs (text in bold, optional interaction cues in italics)*

It was late at night and Jesus knew He needed help. And not just help from anyone. No! There was only ONE who could help Him. Do you know who it was?

Who do you think it was?

It was God, His Father.

Very soon, Judas Iscariot, one of Jesus' disciples and closest friends, would bring enemies to arrest Him. These enemies would hurt Jesus. They would say mean things to Him. And then, they would nail Him to a cross to die.

Dying on a cross was a very painful way to die. But Jesus would do something as He died on the cross that would make it the most painful thing ANYONE has ever done. Jesus would take all the punishment God's people deserved from God for their sins. He would pay for their sins, so they wouldn't have to. Oh, how, very, very, VERY terrible all that punishment would be!

In some ways, Jesus wasn't that different from us. He thought about all the pain He would bear on the cross, and He didn't want it. Yet, how Jesus loved God, His Father! He always wanted to obey Him. And, how Jesus loved God's people! He wanted to save them. Dying on the cross was the only way to obey His Father and save God's people. And that's why Jesus knew He needed help —God, His Father's help— to do this very hardest thing.

And that's why, Jesus knew He needed help —God, His Father's help— to do all He was about to do.

Jesus walked with His disciples down the streets of Jerusalem, out through the city wall, and up the hill to the Garden of Gethsemane. Jesus knew He needed help from His Father, and it was there that He was going to ask for it. Do you know how?

What do you think Jesus did?

Jesus would pray! "Sit here, while I go over there and pray," He told His disciples.

Taking Peter, James, and John with Him, Jesus walked further into the dark garden. As Jesus walked, He became very sad and upset. "The sadness in My heart is so great that it's almost killing me!" Jesus told His friends. "Stay here with Me and keep watch," He asked them.

Going a little farther, Jesus fell face down on the ground and prayed. "My Father, if it's possible, take this away so I don't have to suffer like this," Jesus pleaded. "This is going to be so hard! This is going to hurt so much! But most of all, I want Your will, not Mine, Father," Jesus exclaimed.

After praying, Jesus went to check up on Peter, James, and John. He was NOT happy with what He found them doing. While HE had been face down on the ground, praying, THEY had been face down on the ground doing something else. Can you guess what it was?

They were sound asleep!

Story with lines separating paragraphs (text in bold, optional interaction cues in italics)

“Peter, wake up! Couldn’t you watch with Me this one hour?” Jesus exclaimed. “Watch and pray that you might say ‘no’ to temptation. You WANT to stay faithful to Me. You WANT to do God’s will, but you are very weak. You will need God’s help to do these things,” Jesus warned them.

Jesus knew that He wasn’t the only one who would need God’s help to do God’s will. His disciples would need God’s help, too. When the enemies came for Jesus, they would be tempted to be afraid and leave Jesus. But God could give them the strength they needed if they would ask.

Jesus went and prayed again. **“My Father, if suffering and dying on the cross is the only way to save Your people, then I want to do it. I want to obey You and do Your will more than anything else,”** Jesus exclaimed.

What a prayer! What a very, very hard thing Jesus would have to do to save God’s people! It was the hardest thing anyone would EVER have to do. COULD God, His Father, answer this prayer? WOULD God, His Father, answer this prayer?

What do you think?

Yes, He could; and, yes, He WOULD! God answered Jesus’ prayer. An angel came to strengthen Jesus.

Jesus was strengthened in His heart, too. Yes, He would have to suffer and die for God’s people. But, then, what joy He would have! On Day Three, He would rise from the dead in victory over sin and death. Then, He would return home to heaven. There, He would once more enjoy the Perfect Wonderfulness of the fullest, closest fellowship with God, the Father, and God, the Holy Spirit, like He had before He came to earth.

Jesus would be the great King who always loved and obeyed God, His Father. How great would be the praise for God! How good to never suffer again! And, how wonderful to know that the sins of God’s people would be forgiven for all time.

Strengthened and comforted, Jesus went back to His friends two more times. Were they praying? Were they asking God for His help?

What do you think?

No! Each time, He found them sleeping. Oh, if only they understood just how much they were about to need God’s help! “Are you still sleeping? But look, the time has come. Get up! Here come My enemies,” Jesus told them.

Just then, there came a whole crowd of enemies carrying lanterns, fiery torches, and sharp swords. And who was leading them?

Can you guess who?

Why Judas Iscariot, Jesus’ other disciple, that’s who! He had been paid by Jesus’ enemies to take them to Jesus to arrest Him.

The time had come for Jesus to suffer and die. What would He do? Run away and hide?

What do you think He will do?

Story with lines separating paragraphs (text in bold, optional interaction cues in italics)

No, He would not. Jesus was ready. He had asked His Father for help; and, His Father had answered Him. He gave Jesus the strength to keep on doing His will. Jesus would face His enemies and fulfill God's plan.

In the darkness, it was hard to tell which man was Jesus. But Judas led Jesus' enemies right to Him. "Hello, Teacher," Judas said, kissing Jesus on the cheek. "Friend, do what you came to do," Jesus replied. Then, the men came up and grabbed Jesus.

"Oh, no you don't!" thought Peter. He would fight off Jesus' enemies. He took his sword and cut off Malchus' ear --one of the men in the crowd.

But this wasn't the help Jesus wanted or needed. Jesus stretched out His hand and healed Malchus' ear. "Put away your sword," Jesus told Peter. "I could ask My Father to send thousands of angels to rescue Me, if I wanted. But how would His will be done if I did that? And how would God's promises in His Word come true? No. it must happen this way," Jesus replied. Oh, how God was helping His Son, Jesus, do this hardest thing!

But what about Jesus' disciples? What did they do? They had slept, instead of asking God for help. Did they stand with Jesus or run away?

What do you think they did?

It was just as Jesus warned. His disciples didn't have the strength to stay faithful. They gave in to their fears. They ran for their lives, leaving Jesus alone with His enemies.

After that, everything happened as Jesus knew it would. The crowd took Jesus away. They said mean things to Him and they hurt Him. They nailed Him to the cross; and there, Jesus suffered and died for the sins of God's people.

Oh, how terrible it was to suffer and die for God's people, but Jesus did it anyway! He had asked God, His Father, for help; and God, His Father, gave it to Him. He helped Jesus take all the punishment for the sins of God's people, so they wouldn't have to. He helped Jesus do the hardest thing!

And how do we know Jesus paid for all those sins when He suffered and died on the cross? Because of what Jesus did on the third day. Do you know what He did?

Can you tell me?

Jesus rose up from the grave to live forevermore! Jesus had really beaten sin and death for God's people. Their sins were all forgiven. They would get to live with God, knowing, loving, and enjoying Him forever.

But what about Jesus' disciples? What happened to them after they ran away and left Jesus? Would God forgive them now? COULD God forgive them now?

What do you think? Could God really forgive these men for leaving Jesus' all alone like this?

Yes, He could; and yes, He WOULD! Jesus paid for ALL their sins when He died on the cross.

Story with lines separating paragraphs (text in bold, optional interaction cues in italics)

And, though the disciples hadn't asked God for help, the night Jesus was arrested, Jesus had prayed for them.

That night, Jesus had prayed for them and all of God's people. Jesus had asked His Father to protect them from Satan and his evil plans. He had asked Him to help them to grow in love for God and for one another so the world might know He really is God's Son, the Savior.

Wow! What big prayers Jesus prayed for His disciples and all of God's people that night! Would God answer them? COULD God answer them?

What do you think?

Yes, He could; and, yes, He WOULD! Jesus appeared to His disciples on that third day after He died on the cross. "I'm alive and I've beaten sin and death for you and all of God's people!" He told them. 22. Over the next 40 days, Jesus taught His disciples from the Bible. He told them about God's great plan to use them to tell the whole world the gospel--the good news of salvation. And, He promised them God's great gift, the Holy Spirit, who would come live inside them and help them. At the end of those 40 days, Jesus went to heaven. He was home, once more, at last, enjoying all the Perfect Wonderfulness He had always known with God, the Father, and God, the Holy Spirit, from before the beginning of time.

Jesus had left earth for His home in heaven, but He never forgot His people. Jesus is always praying for them, helping them fulfill all of God's good plans. He asked the Father to send the Holy Spirit to live in their hearts, and so He did. He would help them love God, live for Him, and tell the world the good news of Jesus their whole lives.

And, oh, how those first believers had learned their lesson to ask God for His help! There were many more times when they were tempted to not be faithful to Jesus. And many more times when they would want to run away because their enemies wanted to hurt them. But now, they knew what to do. They prayed to God and asked for His help! And did He give it to them?

What do you think?

Yes, He did! Those first believers had learned their lesson to ask God for His help!

And that's why God STILL wants His people to ask Him for help to live for Him. He knows that His people today need just as much help as they did long ago. We can become God's people, too, if we turn away from our sins and trust in Jesus as our Savior. Then, God will help us live for Him, too! Ask Him to help you. He loves to answer this prayer.

Cracking the Case: (story wrap-up for Listening Assignments)

It's time to see how we did with our Listening Assignment.

Detective Dan's Lesson 1 Listening Assignment:

1. Who did the hardest thing? What was it? Jesus did. Jesus lived a perfect life and offered it up on the cross as the full payment for the sins of God's people. He suffered and died for them. On the third day, Jesus rose from the dead in victory.

2. Who helped Him do it? God, His Father, helped Jesus do it.

For You and Me:

Did you know that God calls all His people to do hard things they can never do on their own? And who will help them do these hard things? The very same One who helped Jesus--God! God will always help His people do whatever He calls them to do. We can become God's people, too, when we turn away from our sins and trust in Jesus as our Savior. If we do, we can know God will help us to do whatever He calls us to do, too.

Detective Dan's Lesson 2 Listening Assignment:**Our Bible Verse is Hebrews 4:16, ESV**

"Let us then with confidence draw near to the throne of grace, that we may receive mercy and find grace to help in time of need."

1. What was the very hard thing Jesus was called to do? Who did Jesus cry out to for help?

To live a perfect life and offer it up on the cross as the full payment for the sins of God's people. To suffer and die for them. He asked God, His Father, to help Him do it all.

2. Did Jesus get the help He needed? Yes, He did! God helped Him do it all... perfectly!

For You and Me:

Did you know that God calls all His people to do hard things they can never do on their own? And who will help them do these hard things? The very same One who helped Jesus--God! God will always help His people do whatever He calls them to do. We can become God's people, too, when we turn away from our sins and trust in Jesus as our Savior. If we do, we can know God will help us to do whatever He calls us to do, too.

Detective Dan's Lesson 3 Listening Assignment:

Our six clues were: a dress, an angel, the cross, Jesus, an enemy, and a spider.

1. Which four belong in our story?

The angel, the cross, Jesus and the enemy.

2. What did Jesus ask God to do for him? How did God answer His prayer? Jesus asked God, His Father, to help Him carry out the plan to save God's people. God, His Father, answered Him with a "yes"! He helped Him bear the pain of the cross. He helped Him do everything that was needed to save God's people.

For You and Me:

Did you know that God calls all His people to do hard things they can never do on their own? And who will help them do these hard things? The very same One who helped Jesus--God! God will always help His people do whatever He calls them to do. We can become God's people, too, when we turn away from our sins and trust in Jesus as our Savior. If we do, we can know God will help us to do whatever He calls us to do, too.

The Gospel (story wrap-up if NOT using Listening Assignments)**Our Bible Truth is:****How Should God's People Live?****They Should Live Like Jesus...****By Asking God for His Help!**

How should God's people live each day? They should live like Jesus... by asking God for His help! God's people ask God for His help, knowing that He will help them. After all, He has already helped them in the biggest way: by sending Jesus to save them! Even while they still were choosing to disobey Him, God chose to help them by sending Jesus to save them. How much more, now that they turned away from their sins and trusted in Jesus as their Savior, will God help them to live for Him! God delights to help you and me, too. If we turn away from disobeying Him and trust Jesus as our Savior, He will gladly save us! And as His people, He will gladly keep helping us to live for Him!

Close in prayer.

Closing ACTS Prayer

- A** God, we praise You for giving us Jesus, so we can know how You want us to live.
- C** God, we need Your help to live for You, but many times we don't ask for it. We love to do things by ourselves, in our own way. We need a Savior!
- T** Thank You, God, for promising to help Your people live like Jesus. They could never do this without Your help.
- S** God, please work in our hearts. Help us turn away from our sins and trust in Jesus as our Savior. Make us Your people. Help us to love You. Help us to live like You want us to.

In Jesus' name we pray, Amen.

Go to Lesson Plan, p.9 for the script to the rest of the lesson.

Deep Down Discussion Sheet

use with all THREE lessons

Use with all response activities for deeper learning



P.1

Questions to aid discussion of the key concepts and for use in games

Be familiar with these questions and answers. Look for opportunities to ask questions and discuss their answers, such as while the children work on their coloring pages, as part of their response games, or during play time. Remember: your goal isn't to ask all these questions or only talk to the children about these things. It is to be deliberate in having good conversations with them, however much or little you have.

<p>BIG QUESTION</p> <p>Meaning</p> <p>Discussion Questions</p>	<p>How Should God's People Live? They Should Live Like Jesus!</p> <p>We become God's people when we turn away from our sins and trust in Jesus as our Savior. When we do, God forgives our sins, and we begin a whole new way of life. God's people no longer live life just to please themselves. They want to honor God with their whole lives, like Jesus did. They seek to love God most of all and love all people, too.</p> <p><i>choose a few</i></p> <ol style="list-style-type: none"> 1. How should God's people live each day? <i>They should live like Jesus!</i> 2. Who did Jesus always love? <i>God.</i> 3. Who did Jesus always please in everything He felt, thought, said, and did? <i>God.</i> 4. Are God's people perfect like Jesus? <i>No, they are not.</i> 5. Who do God's people try to live like? <i>Jesus.</i> 6. How do God's people try to live like Jesus? <i>They try to love God and please Him in everything they feel, think, say, and do.</i> 7. How can we become God's people? <i>By turning away from our sins and trusting in Jesus as our Savior.</i>
<p>BIBLE TRUTH</p> <p>Meaning</p> <p>Discussion Questions</p>	<p>They Should Live Like Jesus...By Asking God for His Help!</p> <p>When Jesus lived on earth, He asked God, His Father, for help to do everything He wanted Him to do. God wants His people to ask Him to help them, too.</p> <p>The Bible is filled with God's promises to help His people. God's people can pray these promises for themselves. They can pray them for others, too. One of God's best promises is to send the Holy Spirit to keep working in His people's hearts. The Holy Spirit helps them to know what God wants them to do. He makes them strong and brave to do it. God is faithful. He will always help His people to live like Jesus, every single day.</p> <p>We can become God's people when we turn away from our sins and trust in Jesus as our Savior. Ask God to help you. He loves to answer this prayer!</p> <p><i>choose a few</i></p> <ol style="list-style-type: none"> 1. Who did Jesus ask for help when He lived on earth? <i>God, His Father.</i> 2. What kinds of things did Jesus ask His Father's help in? <i>Everything He wanted Him to do.</i> 3. Who should God's people ask to help them? <i>God.</i> 4. The Bible is filled with promises of what? <i>God's promise to help them.</i> 5. Who can God's people pray these promises for? <i>Themselves and others.</i> 6. Who can God's people ask for God to send to help them? <i>The Holy Spirit.</i> 7. What does the Holy Spirit do? <i>He helps God's people know what God wants them to do. He makes them strong and brave to do it.</i> 8. How can we become God's people? <i>By turning away from our sins and trusting in Jesus as our Savior.</i>

Deep Down Discussion Sheet

use with all THREE lessons

P.2

Questions to aid discussion of the key concepts and for use in games

<p>THE GOSPEL</p>	<p>What is God’s good news for you and me? <i>The gospel! God created us and we should obey Him, but we have all chosen to do things our own way. We deserve God’s punishment. But in His mercy, God chose to help us. He sent Jesus to be our Savior. Jesus lived a perfect life and He offered it up as He died on the cross as the full payment for the sins of God’s people. On the third day, He rose from the dead. He had beaten sin and death for God’s people! Now, all who turn away from their sins and trust in Jesus as their Savior are forgiven and become God’s people. We can become God’s people, too, if we turn away from our sins and trust in Jesus as our Savior. Ask Him to help you. He loves to answer this prayer!</i></p>
<p>BIBLE TRUTH BIBLE VERSE</p> <p>Meaning</p> <p>Discussion Questions</p>	<p>“Let us then with confidence draw near to the throne of grace, that we may receive mercy and find grace to help in time of need.” -- Hebrews 4:16, ESV</p> <p>Learn a Little: “Let us draw near to find help in time of need.”</p> <p>Jesus reigns in heaven as the High King over all creation. How He loves God’s people! He listens to their prayers and even prays for them, Himself! He promises to give them everything they need to live for God and to do all He wants them to do.</p> <p>God’s people know they can always pray and ask God to help them. They know His answer is always “yes” when they ask Him to help them. He will give them the strength they need to do all He wants them to do. That’s why they go boldly and confidently to God with their prayers. He will help them. He will always help them! We can become God’s people, too, when we turn away from our sins and trust in Jesus as our Savior.</p> <p><i>choose a few</i></p> <ol style="list-style-type: none"> 1. Who reigns in heaven as the High King over all creation? <i>Jesus does.</i> 2. What does Jesus promise to do for God’s people, even as He is in heaven reigning? <i>To give them everything they need to live for God. To pray for them.</i> 3. Who do God’s people know they can always pray to and ask for help? <i>Jesus!</i> 4. What do God’s people know Jesus will always give them the strength to do? <i>To keep on living for God.</i> 5. How can we become God’s people? <i>By turning away from our sins and trusting in Jesus as our Savior.</i>
<p>BIBLE STORY</p> <p>Discussion Questions</p>	<p>The Case of the Hardest Thing</p> <p><i>choose a few</i></p> <ol style="list-style-type: none"> 1. What did Jesus ask God His Father to help Him to do? <i>To suffer and die on the cross.</i> 2. Who else did Jesus tell to ask God for help? <i>His followers, God’s people.</i> 3. Did His followers ask for help? <i>No, they slept!</i> 4. How do we know that God answered Jesus’ prayers? <i>Because Jesus did not run away but let Himself be arrested and suffer and die on the cross.</i> 5. How do we know that Jesus paid for all the sins of God’s people? <i>Because God raised Him from the dead on Day Three.</i> 6. What did Jesus’ followers learn to do? <i>To ask God for help with everything they went through.</i> 7. What can we ask God to help us to do? <i>To turn away from our sins and trust in Jesus as our Savior. To help us to know and love Him more and more. This is how we become God’s people.</i>