

DEEP DOWN DETECTIVES



Unit 8

Small Format Visual Aids, NIV

The God Who Loves

(with Small Format Storyboard Pictures)



Curriculum for preschool and elementary age children,
training tools, music and other resources
are available for download or to order at:
www.praisefactory.org

© 2015 Praise Factory Media all rights reserved. May be reproduced by licensed user for classroom purposes only.

This and many other resources are available online at www.praisefactory.org

Scripture quotations marked (NIV) are taken from the Holy Bible, New International Version®, NIV®. Copyright © 1973, 1978, 1984 by Biblica, Inc.™ Used by permission of Zondervan. All rights reserved worldwide.www.zondervan.com

Scripture quotations marked (ESV) are from The Holy Bible, English Standard Version® (ESV®), copyright © 2001 by Crossway, a publishing ministry of Good News Publishers. Used by permission. All rights reserved.

Scripture quotations marked HCSB are taken from the Holman Christian Standard Bible®, Copyright © 1999, 2000, 2002, 2003, 2009 by Holman Bible Publishers. Used by permission. Holman Christian Standard Bible®, Holman CSB®, and HCSB® are federally registered trademarks of Holman Bible Publishers.

Table of Contents

About the Deep Down Detectives Visual Aids	5
Unit 8: The God Who Loves	
What Is God's Love for His People Like? It's More than They Could Ever Deserve!	
Bible Truth 1: God Gave His Son, Jesus, to Save Them	7
Story	9
Big Question and Answer Sign	15
Unit 8 All Bible Truths Sign	17
Bible Truth 1 Concept Sign	19
Bible Verse Sign	21
Detective Dan's Listening Assignment #1	23
Detective Dan's Listening Assignment #2	25
Detective Dan's Listening Assignment #3	27
Storyboard Pictures	35
Bible Truth 2: God Always Takes Care of Them	67
Story	69
Big Question and Answer Sign	75
Unit 8 All Bible Truths Sign	77
Bible Truth 2 Concept Sign	79
Bible Verse Sign	81
Detective Dan's Listening Assignment #1	83
Detective Dan's Listening Assignment #2	85
Detective Dan's Listening Assignment #3	87
Storyboard Pictures	95
Bible Truth 3: God Uses Their Sadnesses for Good	121
Story	123
Big Question and Answer Sign	131
Unit 8 All Bible Truths Sign	133
Bible Truth 3 Concept Sign	135
Bible Verse Sign	137
Detective Dan's Listening Assignment #1	139
Detective Dan's Listening Assignment #2	141
Detective Dan's Listening Assignment #3	143
Storyboard Pictures	151

Table of Contents, continued

Bible Truth 4: God Will Never Stop Loving His People	183
Story	185
Big Question and Answer Sign	191
Unit 8 All Bible Truths Sign	193
Bible Truth 4 Concept Sign	195
Bible Verse Sign	197
Detective Dan's Listening Assignment #1	199
Detective Dan's Listening Assignment #2	201
Detective Dan's Listening Assignment #3	203
Storyboard Pictures	211
 Other Visual Aids	 241
Making a Big Question Box/Briefcase	242
Making a Flannelgraph Storyboard	243
Making Durable Storyboard Pictures	243
Making the Deep Down Detectives Bible Folder	244
Deep Down Detectives Bible Folder Picture Front Cover	245
Deep Down Detectives Bible Folder Picture Back Cover	247

About Deep Down Detectives Visual Aids

How Are They Used?



The Deep Down Detectives Visual Aids are a companion resource to be used alongside the Deep Down Detectives Core Curriculum book for each unit. These colorful pictures are used in presenting the key concepts, telling the Bible stories, and, in playing the Bible Story Review games.


What Do They Include?



There are six, different resources included in this book:

- 1. Key Concept Visual Aids**-- colorful signs of the Big Question and Answer, the Bible Truths taught in each unit, the Bible verses, and the Listening Assignments used with the curriculum for each Bible Truth taught in the unit.
- 2. The Storyboard Picture Key**--a who's who of the pictures in thumbnail size.
- 3. Storyboard Suggested Picture Placement** page--how you can place your pictures up on your storyboard that works well with the story.
- 4. The Storyboard Pictures, themselves.** Notice that each picture is identified on the back for easy reference.
- 5. Directions** for how to make a homemade flannelgraph storyboard and sturdy storyboard pictures.
- 6. Directions** for making the Deep Down Detectives "Bible" Folder and the **back/front images** to paste in place when making it. (Larger back/front images are found online with the curriculum.)

Ready, Set, Rip It Out!



This book is meant to be ripped up and made into your visual aid. The key concept signs can be cut out and laminated or slipped into sheet protectors. Cut out around the storyboard images and ideally, laminate these. Some of the biggest pictures actually need to be stuck together, before laminating.

Store It!



Deep Down Detectives is a curriculum that can be used over and over. Store your visual aids and storyboard pictures after using them and they will serve you for many years. We store ours in manilla envelopes and then put them (along with all the rest of the curriculum) in magazine files, labeled by unit. If you have multiple classes using the curriculum, store each set of resources in separate manilla envelopes. This will make prep much simpler, second time around.

Replacement Storyboard Pictures



You can always purchase this book again or simply go online to the praisefactory.org website (Deep Down Detectives section) and print out any pictures that go missing.

DEEP DOWN DETECTIVES



Visual Aids

Unit 8,

Bible Truth 1

About the Deep Down Detectives Visual Aids

How Are They Used?



The Deep Down Detectives Visual Aids book is a companion resource to be used alongside the Deep Down Detectives Core Curriculum book for each unit. These colorful pictures are used in presenting the key concepts; telling the Bible stories; and, in playing the Bible Story Review games.

What Do They Include?



There are five, different resources included in this book:

1. Key Concept Visual Aids-- colorful signs of the Big Question and Answer, the Bible Truth, the Bible verse, and the Listening Assignments to use with the 3 lessons for each Bible Truth.

2. The Storyboard Picture Key--a who's who of the pictures in thumbnail size. Some pictures are labeled "BG." These are your background pictures that you put on the storyboard before telling the story. The rest of the pictures are labeled "SB." These are pictures you put up on the storyboard as you tell the story.


3. Storyboard Suggested Picture Placement page--where to place the pictures on your storyboard.

4. The pictures, themselves. Notice that each picture is identified and numbered on the back for easy reference. The numbers correspond to the numbers in the Picture Placement Key and in the actually story script (found in the Core Curriculum book.)

5. Directions for making the Deep Down Detectives "Bible" Folder and the **back/front images** to paste in place when making it. (Larger back/front images are found online with the curriculum.)

Directions for how to make a homemade flannelgraph storyboard and sturdy storyboard pictures are found in **Appendix E in the Core Curriculum book.**

Ready, Set, Rip It Out!



This book is meant to be ripped up and made into your visual aids. The key concept signs can be cut out and laminated or slipped into sheet protectors. Cut out around the storyboard images and ideally, laminate these. Some of the biggest pictures actually need to be stuck together, before laminating.

Store It!



Deep Down Detectives is a curriculum that can be used over and over. Store your visual aids and storyboard pictures after using them and they will serve you for many years. We store ours in manilla envelopes and then put them (along with all the rest of the curriculum) in magazine files, labeled by Bible Truth. If you have multiple classes using the curriculum, store each set of resources in separate manilla envelopes. This will make prep much simpler, second time around.

Replacement Storyboard Pictures



You can always purchase this book again or simply go online and print out any pictures that go missing.

Two Sizes of Storyboard Pictures



There are two sizes of storyboard pictures to choose from: the standard, large format pictures; or, the smaller format pictures. The larger pictures are best for a big classroom and a storyboard that is at least 36" x 48." (We actually make a whole section of a wall into a felt storyboard!) The small format pictures are created to fit smaller storyboards--in the 24" x 36" to 36" by 48" range. They are most useful in the smaller class or for use at home.

The Case of the Costly Children*Exodus 24, Jeremiah 25, Isaiah 9,42,43,49, Ezekiel 37, Daniel 9, Zechariah 8-14***Story-telling Tips**

Ahead of time:

1. Read the Bible verses and story. Pray!
2. Choose story action cues and/or prepare storyboard figures, if using. (Included in Visual Aids book)
3. Practice telling story with the storyboard pictures, timing your presentation. Shorten, if necessary.

During your presentation:

1. Maintain as much eye contact as possible as you tell the story.
2. Put up storyboard figures/add story action cues as you tell the story. Allow the children to help you put them on the board, if desired.
3. Include the children in your story with a few questions about what they think will happen or words/concepts that might be new to them.
4. Watch the kids for signs that their attention span has been reached. Shorten, if necessary.

INTRODUCTION/ LISTENING ASSIGNMENTS

"Our story is called: The Case of the Costly Children. Here is your listening assignment..." *Read from Detective Dan's Listening Assignment signs, but questions are summarized below:*

Detective Dan's Lesson #1 Listening Assignment:

I need to find out:

- 1. Whom did God adopt as His dearly-loved children?**
- 2. What made adopting them so costly to God?**

Detective Dan's Lesson #2 Listening Assignment:**Our Bible Verse is 1 John 4:10***"This is love: not that we loved God, but that he loved us and sent his Son as an atoning sacrifice for our sins."*

I need to find out:

- 1. Whom did God love before they loved Him?**
- 2. Whose sins were forgiven by Jesus' sacrifice?**

Detective Dan's Lesson #3 Listening Assignment:

I found six clues, but only 4 of them are in the story.

They are: a big promise, the sun, a boat, a man named Jeremiah, soldiers, a cross.

Hold each of them up for the children to see as you identify them.

I need to figure out:

- 1. Which four belong in the story and which two don't?**
- 2. Who needed to confess their sins to God? Who needed to ask Him to be their Savior?**

Read the assignment questions, THEN SAY,*"Ok, Deep Down Detectives! Put on your best listening ears and see if you can hear the answers to Detective Dan's questions. When I finish telling the story, we will see if we can answer all the questions."**Read the Bible Truth story, answer questions, present the gospel and lead in prayer.**Answers to questions; the gospel; and, ACTS prayer are included with the story text.*

The Case of the Costly Children Exodus 24, Jeremiah 25, Isaiah 9,42,43,49, Ezekiel 37, Daniel 9, Zechariah 8-14

Story with lines separating paragraphs (text in bold, optional interaction cues in italics) Numbers correspond to storyboard pictures and placement upon the storyboard. Always feel free to use less pictures, if it's best for your kids. Simply black out the numbers next to pictures you do not plan to use. All pictures are found in the Visual Aids book. Put BG (background) pictures on storyboard ahead of time. SB pictures (listed below in story text) are added to board as you tell the story. These numbers are also found on the back of each picture.

Tip: Stack pictures in numerical before telling story for easy use. Use sticky-back velcro to attach pictures to storyboard felt. Use sticky-tac putty to stick a picture on top of another picture.

(SB1, SB2) The LORD gathered the people of Israel near big, Mt. Sinai and spoke to them: "I have loved you and rescued you from your enemies. I want to be your God. I want you to be my dearly loved people," He told them. "(SB3) I want us to make a covenant together. I want to make big, big promises with you, sealed with blood. Promises that must be kept. "Do or die" promises," the LORD explained.

"(SB4) I want to give you My big promise to always take care of you and give you many good things," the LORD told the people through Moses. "I want to give you homes in your own, very special land. A place where you can worship Me and live happily. I will get rid of all your enemies, so you don't have to worry about them again," the LORD told the people.

"But, I want you to make Me a big promise, too," the LORD told them. "(SB5) A promise to love Me and keep all of My good laws," He said.

What would the people of Israel say? What would the people of Israel do? Did they want the LORD to be their God? Did they want Him to take care of them and give them all these good things? Did they want to be His dearly-loved people?

What do you think?

(SB6) Yes, they did! They wanted the LORD to make His covenant with them. And they wanted these promises to be "Do or die" promises, sealed in blood. They wanted to make sure the LORD really kept His word and gave them all these good things He promised. What a wonderful life He was offering them!

Ahh, but there was also the OTHER question they had to ask themselves: did THEY want to make a covenant with the LORD? Did THEY want to promise to love Him and keep His good laws? Remember: their promises were covenant promises, too. They were also "Do or Die," sealed-with-blood promises which MUST be kept. Did they want to make that kind of promise to the LORD?

What do you think?

Yes, they did! The LORD loved them. His laws were good. Why would they NOT want to make this covenant promise with Him?! So they said to the LORD, "(SB7) Yes, yes, yes! We will be Your dearly loved people! We will keep all of Your good laws. We will make a covenant with You—our "Do or Die" promise. We want You to be our God!" they told the LORD.

So, the LORD and the people made a covenant together. (SB8) Moses built an altar at the base of the mountain and (SB9) set up twelve, stone towers-- one for each of the twelve, family groups among the people. (SB10) Twelve, young men brought twelve large, worship gifts to offer to the LORD. Everyone listened as (SB11) Moses read the LORD's promises and laws to the people. Blood was sprinkled on the altar and on the people. "We will do everything the LORD has said. We will obey Him and keep the covenant... we will do or die," the people promised. The covenant was made. The LORD was their God, and they were His people.

(SB12) The LORD kept all of His covenant with His people--every one of His big, "Do or Die" promises. He (SB13) gave them a special land to live in. He gave them their own homes. He gave them fields full of good food and lots of children. He told them how to build a special worship place so they could meet with Him. And, He protected them from their enemies.

Story with lines separating paragraphs (text in bold, optional interaction cues in italics)

But what about the people of Israel? Did they keep the covenant promises they made to the LORD?

What do you think?

(SB14) They did NOT! They did NOT love the LORD or keep His good laws as they promised. You see, it is one thing to MAKE a big promise to the LORD and another thing to KEEP it. The people WANTED to be God's dearly-loved people. They WANTED to love Him and obey Him. They WANTED Him to bless them with all the good things He promised to give them. But there was something that the people of Israel had in their hearts--that we have in our hearts, too—that was causing a big problem. Do you know what it was?

Can you guess?

(SB15) It was sin. Yes, ever since Adam and Eve first disobeyed God in the Garden, there has been sin in everyone's heart. Sin that kept those people of Israel from obeying all of the LORD's good laws. Sin that kept them from worshipping and loving Him as they should. Sin that kept them from loving each other the way they should, too. And so, the people broke their covenant to the LORD –yes, that big "Do or Die" promise, over and over and over. And that meant the people no longer deserved to be the LORD's dearly-loved people and He should no longer be their God. What would the LORD do, now that the people had disobeyed?

What do you think He would do?

What would the LORD do? He did plenty! First, He warned them over and over to turn away from their sin. (SB16) He sent godly men like Jeremiah to them, saying, "Remember your big promise to the LORD! He wants to be your God. He wants you to be His dearly-loved people. Turn away from disobeying His good laws. Turn back to worshipping and loving Him! If you do, He will forgive you. If you do not, then He will send punishments to help you turn back to Him," Jeremiah warned them.

Did the people of Israel listen to the LORD's warnings? Did they turn back to worship and love Him? Not really. (SB17 covers up SB13) So at last, the LORD sent punishments. He let their enemies come into their land and destroy their homes and worship place. (SB18) He let them take the people of Israel far away and made them work very, very hard for them.

(SB19) Boo, hoo! Boo, hoo! How sad the people of Israel were! They missed the good things that God had given them. They missed their homes. They missed the place where they worshipped the LORD. They did not like working for their enemies.

But most of all, they were sad that they had not kept their big promise to the LORD. They knew that they had not worshipped or loved Him as they promised they would. They knew that they had not loved others as they promised they would, either. They knew that they should not be His dearly-loved people anymore and He should not be their God. This is what they deserved for breaking their "Do or Die" promises with the LORD. They knew they had sin in their hearts; and at last, they began to turn away from their sins. But was it too late? Was this really the end of the LORD's love for His people?

What do you think?

No, it was not! Even though they should not be God's dearly loved people anymore, God kept on loving His sinful people.

Story with lines separating paragraphs (text in bold, optional interaction cues in italics)

The LORD sent godly men like Daniel, Ezekiel and Zechariah to encourage the people with wonderful news: “(SB20) You have broken your promises to the LORD, but He still loves you,” they told the people. “Listen to the good plans He has for you: ‘I have punished you so you would turn back to Me, but I won’t keep on punishing you,’ the LORD told them. ‘On just the right day, your punishment will be over. I will free you from your enemies. You won’t have to work for them anymore. (SB21) You will get to go back to your homes in the special land. You can build a new place to worship Me. I will take care of you and give you good things,” the LORD promised them.

“But I have even better plans for you than freeing you from your enemies and bringing you back home,” the LORD told them. “(SB22) I’m going to make a NEW covenant with you. A new “Do or Die” promise sealed with new blood. I’m going to beat your even bigger enemy: the sin in your hearts that keeps you from loving and obeying Me!” He promised.

“Yes, I’m going to send you a Messiah, a Savior. He will be My Son. He is going to come to earth. He is going to take the punishment that all My people deserve for disobeying Me. It will be gone for good. His blood will take away their sins. His blood will seal this new “Do or Die” covenant. (SB23) Then I will give My people new hearts filled with My Holy Spirit. Then all My people, from every place in the whole world, will be saved to know Me and love Me and obey Me. And one day, they will even live with Me, forever happy,” the LORD promised. “This covenant will last forever.”

What wonderful news this was! (SB24) The people of Israel were so happy! They believed God’s big promise to free them from their enemies. They believed His promise to send them back home to their special land.

And, they believed that one day God would send a Messiah, a Savior, to beat their biggest enemy of all: the sin in their hearts that kept them from loving and obeying Him.

The people waited and waited. They looked for the day God promised. And, at last, it came! They left working for their enemies and (remove SB17 and uncover SB13 again) went back home to their special land. They built new homes, and they built a new place to worship God. Then they waited and waited some more. They waited for the day the Savior would come. And while they had to wait a very long time, at last, that day came, too.

Who was the Messiah, the Savior, God’s Son? I bet you know His name?

Can you tell me?

It’s Jesus! That’s right. (SB25) Jesus was born a baby in Bethlehem. He grew up, up, up until He was a man. And what a man Jesus was! He kept all of God’s laws His whole life. (SB26) He was perfect! And what did Jesus do with that perfect life? He did just exactly what God promised He would do. (SB27) He saved all God’s people when He took the punishment for their sins on the cross. (SB28) With His own blood He sealed the new covenant that God was making with His people. A covenant that couldn’t be broken EVER, because it was the blood of God’s perfect Son, Himself, that was keeping the promises for God’s people.

Yes, Jesus suffered and died on the cross that day. (SB29) He was buried in a cave grave and watched over by guards. But that was not the end of the story, was it? What would happen on the third day?

Can you tell me?

On the third day, (SB30) Jesus rose from the dead, never to die again. He had really done it! He had beaten sin and death for God’s people, once and for all! How great is God’s love for His people! Even though they do not love Him or obey Him as they should, He loved them more than they deserved. He loved them so much that He chose to send His Son, Jesus, to save them from their sins, so they (SB30) could know Him in their hearts now, and one day, (SB31) go to live with Him forever. We can be God’s people, too, if we turn away from our sins and trust in Jesus as our Savior. Ask Him to help you. He loves to answer this prayer!

Cracking the Case: (story wrap-up for Listening Assignments)

It's time to see how we did with our Listening Assignment.

Detective Dan's Lesson 1 Listening Assignment:**1. Whom did God adopt as His dearly-loved children?**

All who would turn from their sins and trust in Jesus as their Savior. His promises began with the people of Israel, but have spread out to include people from the whole world.

2. What made adopting them so costly to God? God adopted them by paying for their sins, Himself, when Jesus suffered and died on the cross.

For You and Me:

We, too, can become God's dearly-loved, adopted children when we turn away from our sins and trust in Jesus as our Savior.

Detective Dan's Lesson 2 Listening Assignment:**Our Bible Verse is: 1 John 4:10**

"This is love: not that we loved God, but that he loved us and sent his Son as an atoning sacrifice for our sins."

1. Whom did God love before they loved Him? God loved all His people before they loved Him—the people of Israel, and all others who would turn to Him and trust in Jesus as their Savior.

2. Whose sins were forgiven by Jesus' sacrifice? All of God's people—all who would turn from their sins and trust in Jesus as their Savior.

For You and Me:

We, too, are sinners who have broken God's laws. We, too, deserve His punishment for our sins. But the good news is that we, too, can be forgiven our sins when we turn away from our sins and trust in Jesus as our Savior.

Detective Dan's Lesson 3 Listening Assignment:

Our six clues were: a big promise, the sun, a boat, a man named Jeremiah, soldiers, and a cross.

1. Which four belong in our story?

The big promise, the man named Jeremiah, the soldiers and the cross belong. The sun and the boat do not.

2. Who needed to confess their sins to God? Who needed to ask Him to be their Savior? The people of Israel.

For You and Me:

Like the people of Israel, we, too, are sinners who have broken God's laws. We, too, deserve His punishment for our sins. But the good news is that we, too, can be forgiven our sins when we turn away from our sins and trust in Jesus as our Savior.

The Gospel (story wrap-up if NOT using Listening Assignments)**Our Bible Truth is:**

**What Is God's Love for His People Like?
It's More than They Could Ever Deserve...
God Gave His Son, Jesus, to Save Them!**

Just like God's people from long ago, we do not love God or obey Him as we should. We deserve God's punishment, too, don't we? But the good news is that when we turn away from our sins and trust in Jesus as our Savior, He will save us, too! We will be His dearly-loved people—His adopted children. He will give us new hearts that want to love and obey Him. And one day, at just the right time, we will go to live with Him in heaven, forever happy!

Close in prayer.

Closing ACTS Prayer

- A** We praise You, God, for being so full of love for Your people. You were filled with love for them before they loved You or knew You!
- C** God, we should be filled with love for You and Your good ways, but so many times we are not. We need a Savior!
- T** Thank You for loving the world so much that You sent Jesus to be our Savior. Thank You for loving sinners, even before they loved You. Thank You for making the way for them to be saved through Jesus.
- S** God, work deep inside our hearts. Help us to turn away from our sins and trust in Jesus as our Savior. Give us new hearts full of love for You. Help us to become Your people.

In Jesus' name, we pray. Amen.

Go to Lesson Plan, p.9 for the script to the rest of the lesson.

BIG QUESTION 8



What is God's love for His people like?


VISUAL
AID

#1

take out



of BQB



ANSWER:

It's more than they could ever deserve!

DDD 8 Big Question and Answer Sign

The Big Question

Hold up the Big Question sign for all the children to see, and say:

The Big Question we are investigating today is
Big Question Number 8:

What Is God's Love for His People Like?
and the Answer is:
It's More than They Could Ever Deserve!

Meaning:

God has a special people He loves. They come from all over the world. They've lived in every time --from long ago, all the way up to today. And there are millions and millions of them!

There is nothing better than being one of God's special people! God has adopted them as His children. He promises to love and care for them always. He gives them special closeness with Him in their heart; and one day when they die, they will go to live with Him forever.

God's people know His love for them is more than they could ever deserve. They know God didn't make them His special people because they were so good. They are sinners who have disobeyed His good laws, just like everyone else. God just loves them just because He loves them.

God's love for His people is the biggest love there will ever be. It's so big that God sent His Son, Jesus, to suffer and die on the cross to pay for their sins. That was the only way they could become His people. You and I can become God's people when we turn away from our sins and trust in Jesus as our Savior.

Let's sing our Big Question Song: "

Big Q & A 8 Song


DDD NIV Songs 8, track 12

(Adapted version of "Baa. Baa. Black Sheep")



What is God's love for His people like?
More than they could ever deserve!
What is God's love for His people like?
What is God's love for His people like?
What is God's love for His people like?
More than they could ever deserve!

BIG QUESTION 8: Four truths about God's love

1.



2.



3.



4.

Visual
Aid

#2



This Unit's Bible Truths

"It's More than They Could Ever Deserve" is a good beginning, but there's so more to learn. So it's time for us to dig down even deeper for more answers to our Big Question about God. We're going to be learning FOUR Bible truths that all tell us more about God's love for His people.

Who would like to hand me the picture with our four Bible truths on it? It's in the Big Question Box/Briefcase."

Choose a child to get it and hand it to you, then hold it up and show them the pictures of the four truths they will be learning.

After everyone has had a good look say...

"Ok, now let's look at our Bible Truth Clue sign and see if we can figure out which of these four truths we will be learning about today. Who would like to get it out of the Big Question Briefcase for me?"

Choose a child to open the briefcase, take out the Bible Truth Clue sign and hand it to you.

CAN YOU GUESS BIBLE TRUTH 1?

**What Is God's Love for His People Like?
It's More than They Could Ever Deserve...
God Gave His Son, ??,
to Save Them!**

**HINT: What's the name
of God's Son? It starts
with the letter "J."**



God Gave His Son, JESUS, to Save Them!

Visual Aid

take out

#3



of BQB

Revealing the Bible Truth

We Are Learning

Hold up the front side for the children to see. Cover up the answer, written along the bottom, and say:

**“What Is God’s Love for His People Like?
It’s More than They Could Ever Deserve!
God Gave His Son, ???? , to Save Them!”**

We’re missing one word. Here’s the hint to what the missing word is. It says: “What’s the name of God’s Son? It starts with the letter “J”

Can you guess? It’s “Jesus.”

So the Bible Truth we are learning today is:

(uncover answer from bottom of sign, show it to them and say:)

**“What Is God’s Love for His People Like?
It’s More than They Could Ever Deserve!
God Gave His Son, JESUS, to Save Them!”**

And here is what this Bible Truth means:

(read the meaning off of the back of the sign, say:)

All people have rebelled against God and have broken His laws. All have chosen to do things their own way, instead of God’s way. Their hearts should be full of love for God; but instead, their hearts are dead and empty of love for God and His good ways. That’s why all people deserve God’s punishment for their sins. They deserve to be separated from Him forever. How sad!

But God is so kind and merciful! He chose to save sinners, like you and me, even though we did not deserve it. Yes, God chose to love sinners, even though their hearts were so dead and empty of love for Him. And He didn’t just love them a little bit. He loved them a lot! He loved them so much that He sent His Son, Jesus, to live and perfect life and give it up as the full payment for their sins when He suffered and died on the cross. On the third day, Jesus rose from the dead, proving He had really done it! He had redeemed sinners, so that they could become God’s special people—His, dearly-loved, adopted children forever! We can be God’s special people, too, if we turn away from our sins and trust in Jesus as our Savior. Hasn’t God loved us so much through Jesus!



DDD 8.1 Bible Verse Picture--front

Bible Truth | Bible Verse

Remove the Bible Verse Picture from the "Bible" folder and hold it up for all the children to see, then say:

1 John 4:10 tells us:

1 John 4:10

"This is love: not that we loved God, but that he loved us and sent his Son as an atoning sacrifice for our sins."

Learn a Little: "[God] sent his Son as an atoning sacrifice for our sins."

What does that mean?

We are all sinners who have rebelled against God, yet God chose to love us, and to love us in the deepest way possible! He sent Jesus to save us. Yes, God sent His dearly-loved Son to earth to be the propitiation for our sins. He was the atoning sacrifice that would pay for our sins and satisfy God's judgment against us. Jesus would live a perfect life, then offer it up as the full payment that would bring the forgiveness we needed. And He chose to do this while we still were rebelling against Him! How wonderful is this free gift of God! How deep is His love! This atoning sacrifice is for us, too, when we turn away from our sins and trust in Jesus as our Savior.

"We've said our Bible verse, now let's sing it!"

"We've said our Bible verse, now let's sing it!"

This Is Love:

I John 4:10

DDD NIV Songs 8, track 17

This is love,
Not that we loved God,
But that He, that he loved us,
He sent his Son,
And He sent His Son,
An atoning sacrifice for sin.
He sent his Son,
And He sent His Son,
An atoning sacrifice for sin.
First John, Four, ten.

"Now it's time to do a bit more deep down investigating. Let's see what Detective Dan wants us to help him figure out. Would someone like to get it out for me?"

take out



of BQB

Place in



Visual



Detective Dan's Listening Assignment #1

Detective Dan's

Listening Assignment #1



Hi, Deep Down Detectives!
I'm working on a brand-new case called:
"The Case of the Costly Children."

I need to find out:

1. Whom did God adopt as His dearly-loved children?
- AND
2. What made adopting them so costly to God?

Can you help me? Listen carefully to the story and you might just hear the answers!

Thanks!
Detective Dan

Then say, "Ok, Deep Down Detectives! Put on your best listening ears and see if you can hear the answers to Detective Dan's questions. When I finish telling the story, we will see if we can answer all of his questions."

Read the Bible Truth story, putting up the storyboard pictures/Story Scenes as you tell it. At the end of the story, repeat the questions and lead the children in answering them. Present the gospel and close in prayer.

Answers to assignment questions, the gospel and ACTS prayer are also included at the end of the story text.

Answers:

1. Whom did God adopt as His dearly-loved children?

All who would turn from their sins and trust in Jesus as their Savior. His promises began with the people of Israel, but have spread out to include people from the whole world.

2. What made adopting them so costly to God?

God adopted them by paying for their sins, Himself, when Jesus suffered and died on the cross.

For You and Me:

We, too, can become God's dearly-loved, adopted children when we turn away from our sins and trust in Jesus as our Savior.

take out



of BQB

Place in



Visual Aid



Detective Dan's Listening Assignment #2

Detective Dan's

Listening Assignment #2



Hi, Deep Down Detectives!

I'm still working on the case called:

"The Case of the Costly Children."

Our Bible verse is 1 John 4:10:

"This is love: not that we loved God, but that he loved us and sent his Son as an atoning sacrifice for our sins."

I need to find out:

1. Whom did God love before they loved Him?

AND

2. Whose sins were forgiven by Jesus' sacrifice?

Can you help me? Listen carefully to the story and you might just hear the answers!

Thanks for your help!
Detective Dan

Then say, "Ok, Deep Down Detectives! Put on your best listening ears and see if you can hear the answers to Detective Dan's questions. When I finish telling the story, we will see if we can answer all of his questions."

Read the Bible Truth story, putting up the storyboard pictures/Story Scenes as you tell it. At the end of the story, repeat the questions and lead the children in answering them. Present the gospel and close in prayer.

Answers to assignment questions, the gospel and ACTS prayer are also included at the end of the story text.

Answers:

Our Bible Verse is: 1 John 4:10

"This is love: not that we loved God, but that he loved us and sent his Son as an atoning sacrifice for our sins."

1. Whom did God love before they loved Him?

God loved all His people before they loved Him—the people of Israel, and all others who would turn to Him and trust in Jesus as their Savior.

2. Whose sins were forgiven by Jesus' sacrifice?

All of God's people—all who would turn from their sins and trust in Jesus as their Savior.

For You and Me:

We, too, are sinners who have broken God's laws. We, too, deserve His punishment for our sins. But the good news is that we, too, can be forgiven our sins when we turn away from our sins and trust in Jesus as our Savior.

take out




of BQB

Place in



Visual Aid



Detective Dan's Listening Assignment #3

Detective Dan's

Listening Assignment #3



Hi, Deep Down Detectives!
I'm still working on the case called:
"The Case of the Costly Children."

I found SIX clues, but TWO of them are NOT in the story.
They are: a big promise, the sun, a boat, a man named
Jeremiah, soldiers, and a cross.

Hold up each of the six pictures for the children to see as you identify them. Better yet, put them up on your flannelgraph board, off to one side.

I need to know:

1. Which FOUR pictures belong in the story and which TWO do NOT?
2. Who needed to confess their sins to God? Who needed to ask Him to be their Savior?

Can you help me? Listen carefully to the story and you might just hear the answers!

Thanks!

Detective Dan

Then say, "Ok, Deep Down Detectives! Put on your best listening ears and see if you can hear the answers to Detective Dan's questions. When I finish telling the story, we will see if we can answer all of his questions."

Read the Bible Truth story, putting up the storyboard pictures/Story Scenes as you tell it. At the end of the story, repeat the questions and lead the children in answering them. Present the gospel and close in prayer.

Answers to assignment questions, the gospel and ACTS prayer are also included at the end of the story text.

Answers:

1. Which four pictures belong in the story and which two do not?

The big promise, the man named Jeremiah, the soldiers and the cross belong. The sun and the boat do not.

2. Who needed to confess their sins to God? Who needed to ask Him to be their Savior? The people of Israel.

For You and Me:

Like the people of Israel, we, too, are sinners who have broken God's laws. We, too, deserve His punishment for our sins. But the good news is that we, too, can be forgiven our sins when we turn away from our sins and trust in Jesus as our Savior.



The Sun



A Big Promise (Covenant)




DDD 8.1 Lesson 3 Listening Assignment Clue Picture1 for kids

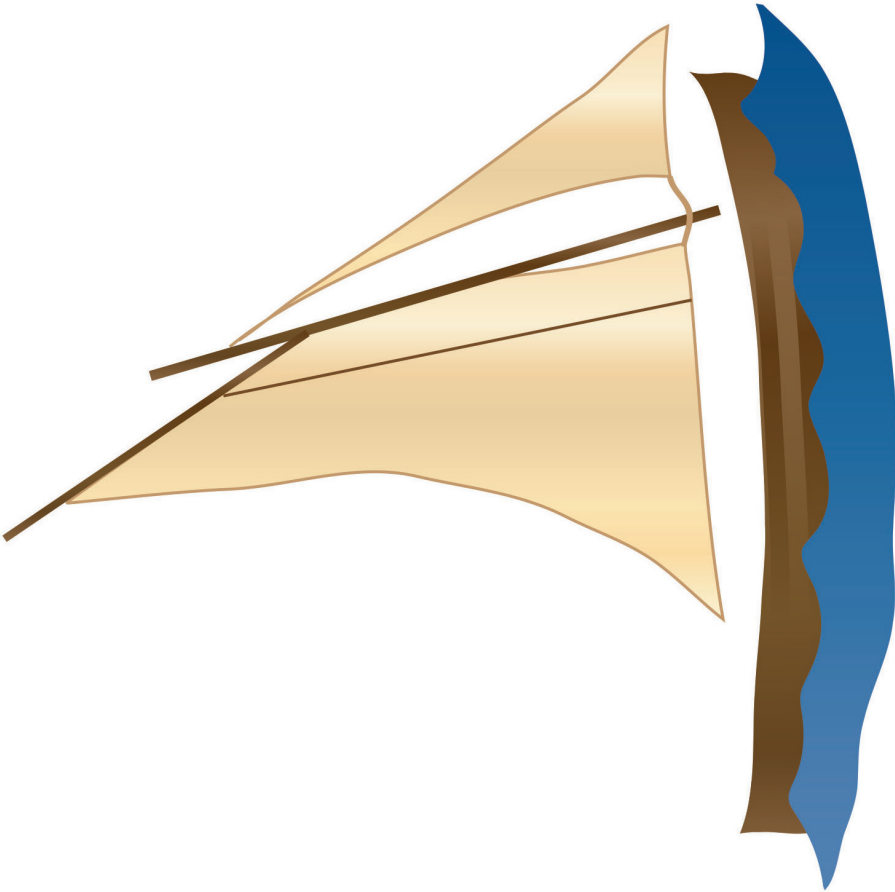


DDD 8.1 Lesson 3 Listening Assignment Clue Picture 2 for kids

A Man Named Jeremiah



A Boat






DDD 8.1 Lesson 3 Listening Assignment Clue Picture3 for kids




DDD 8.1 Lesson 3 Listening Assignment Clue Picture 4 for kids

A Cross



Soldiers





DDD 8.1 Lesson 3 Listening Assignment Clue Picture 5 for kids




DDD 8.1 Lesson 3 Listening Assignment Clue Picture 6 for kids


Big Question 8, Bible Truth 1 Storyboard Background Pictures Key (BG)

Put these pictures in place on your storyboard BEFORE you tell your story.

BG1 Mt. Sinai



BG2 Babylon



Big Question 8, Bible Truth 1 Storyboard Pictures Key (SB)

Store these pictures in numerical order in your DDD Bible Folder.

Add these to your story as you tell it. Numbers correspond to placement order.

**SB1 I Will Be Your God,
You Will Be My People**



**SB2 The People
Gathering**



SB3 Covenant Promise



**SB4 The LORD's
Covenant Promises**



**SB5 The People's
Covenant Promises**



SB6 Yes, Be Our God



**SB7 Yes, We Will Be
Your People**



**SB8 Altar
(with Worship Gifts)**



SB9 12 Stone Pillars

**SB10 12 Men with
12 Worship Gifts**



**SB11 Moses Reading
Law of Covenant**



**SB12 The LORD Keeps
the Covenant**



**SB13 Promised
Blessings**



**SB14 People Break
the Covenant**



SB15 Sin in Their Hearts



**SB16 Turn Back
to the LORD**



**SB17 The LORD's
Discipline.**

**SB18 Sent to Work for
Enemies**



**SB19 Crying Out to
the LORD**



SB20 I Am Still Your God



**SB21 I Will Take You
Back Home**



SB22 I Will Send a Savior

**SB23 I Will Give You
My Holy Spirit**

**SB24 People Happy
and Waiting**



**SB24 Jesus Born and
Grows Up**



SB25 Jesus Lives Perfect Life



**SB26 Jesus Is Perfect
Payment for Sins**



SB27 The New Covenant



**SB28 Jesus, Dead and
Buried**



SB29 Jesus, Risen



**SB30 Know God in
Heart**



SB31 Live with God Forever



SB1 THE LORD my God

SB3 THE LORD my God

SB5 THE LORD my God

BG1 10 Big Rules

SB6 COVENANT BIG PROMISE

SB7 YES!

SB8

SB10

SB11

SB27 SIN

SB28 NEW COVENANT BIG PROMISE

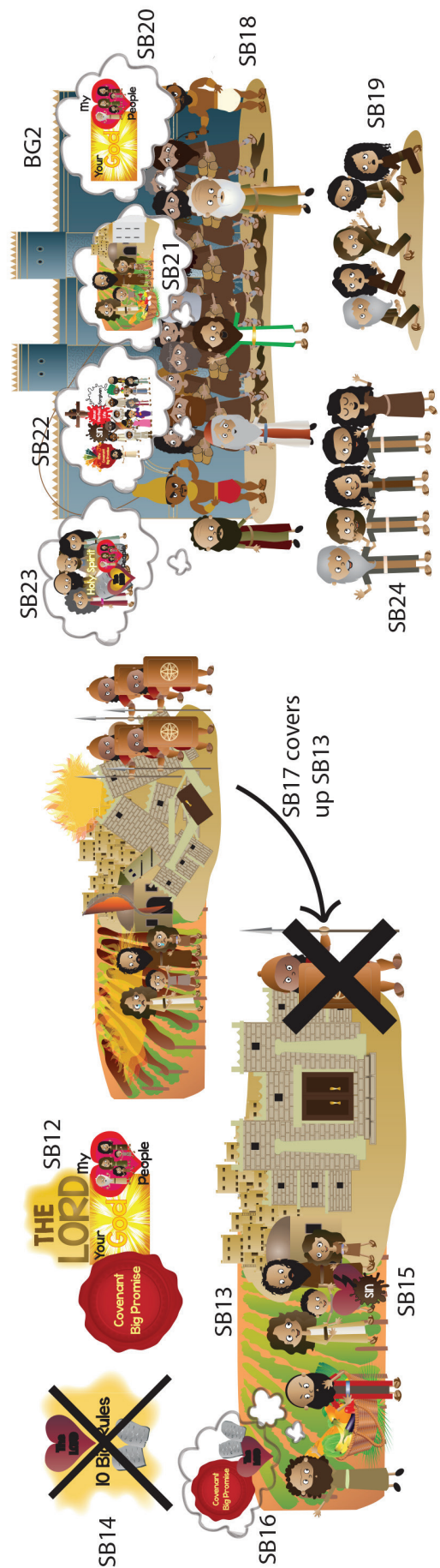
SB29

SB30

SB31

God's Laws

Jesus' Perfect Life



Picture Placement Guide


NOTE:

Some of the larger images are assembled from two or more pages. You can make these easier to fold by leaving a small gap in the lamination between the pieces. This allows you to fold the image along the gap.



leave slight gap here
to create a “hinge” for
easy folding



YES!



SB3 Covenant Promise
DDD 8.1 Story

SB6 Yes, Be Our God
DDD 8.1 Story

BG1 Mt. Sinai pt 1 of 2
DDD 8.1 Story
glue together, then laminate
Place on board before telling story



YES!

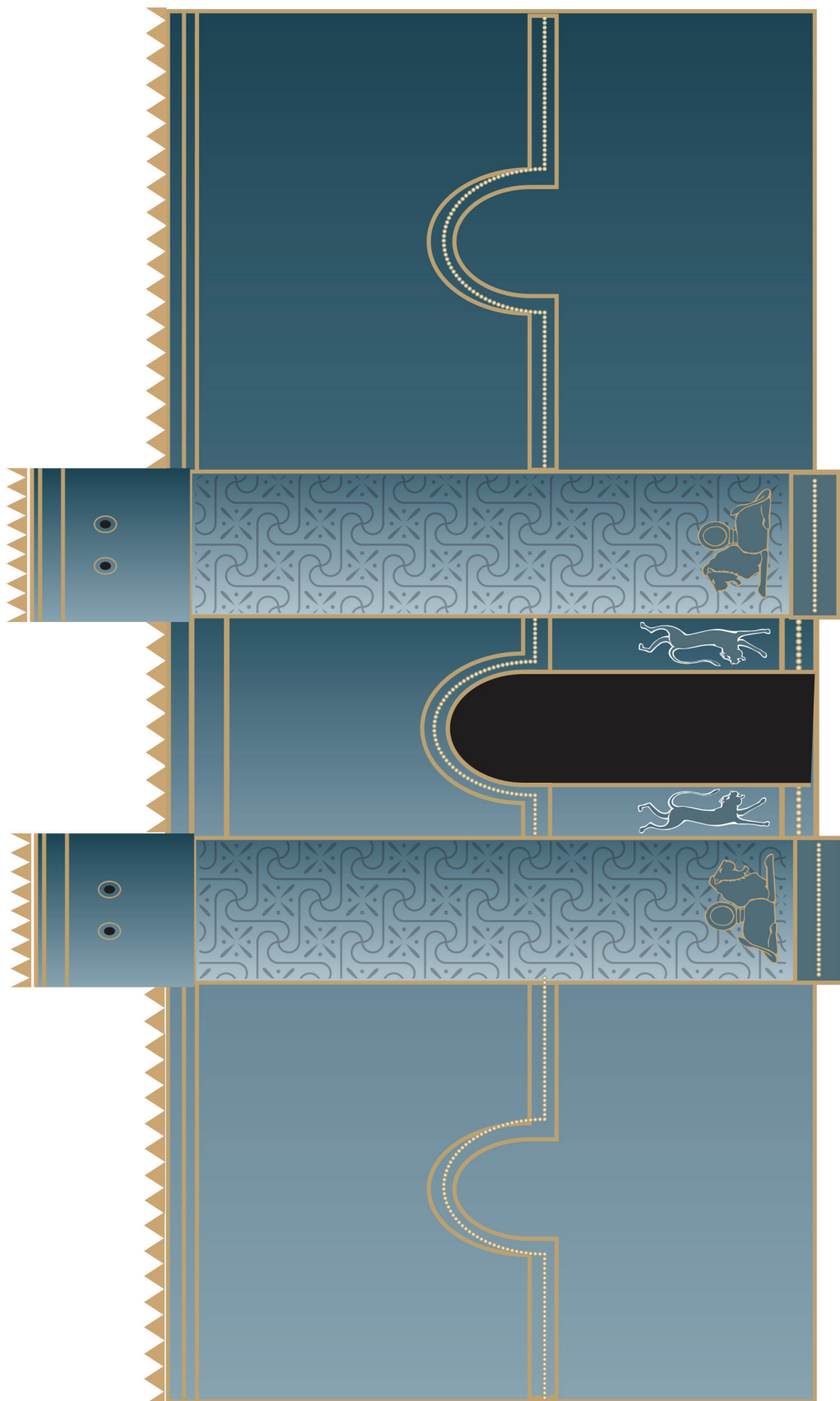


SB11 Moses Reading
Law of Covenant
DDD 8.1 Story

SB15 Sin in Their
Hearts DDD 8.1 Story

SB7 Yes, We Will Be
Your People
DDD 8.1 Story


BG1 Mt. Sinai pt 2 of 2
DDD 8.1 Story
glue together, then laminate
Place on board before telling story



BG2 Babylon
DDD 8.1 Story
glue together, then laminate
Place on board before telling story



SB10 12 Men with
12 Worship Gifts
DDD 8.1 Story



SB13 Promised
Blessings Pt 2 of 2
DDD 8.1 Story

SB13 Promised
Blessings Pt 1 of 2
DDD 8.1 Story



SB14 People Break
the Covenant
DDD 8.1 Story

SB1 I Will Be Your God,
You Will Be My People
DDD 8.1 Story

SB4 The LORD's
Covenant Promises
DDD 8.1 Story

SB9 12 Stone Pillars
DDD 8.1 Story



THE
LORD my
Your
God



People

SB2 The People
Gathering
DDD 8.1 Story

SB12 The LORD Keeps
the Covenant
DDD 8.1 Story




SB26 Jesus Is Perfect
Payment for Sins
DDD 8.1 Story

SB27 The New Covenant
DDD 8.1 Story

SB29 Jesus, Risen
DDD 8.1 Story

SB8 Altar
(with Worship Gifts)
DDD 8.1 Story




SB20 I Am Still Your God
DDD 8.1 Story

SB19 Crying Out to
the LORD
DDD 8.1 Story


SB30 Know God in
Heart
DDD 8.1 Story

SB16 Turn Back
to the LORD
DDD 8.1 Story




SB17 The LORD's
Discipline Pt 1 of 2
DDD 8.1 Story

SB17 The LORD's
Discipline Pt 2 of 2
DDD 8.1 Story



SB18 Sent to Work for
Enemies Pt 1 of 2
DDD 8.1 Story

SB18 Sent to Work for
Enemies Pt 2 of 2
DDD 8.1 Story





SB21 I Will Take You
Back Home
DDD 8.1 Story

SB23 I Will Give You
My Holy Spirit
DDD 8.1 Story

SB24 People Happy
and Waiting
DDD 8.1 Story

SB22 I Will Send a Savior
DDD 8.1 Story



SB25 Jesus Lives Perfect Life
DDD 8.1 Story

SB24 Jesus Born and
Grows Up
DDD 8.1 Story

SB5 The People's
Covenant Promises
DDD 8.1 Story



SB28 Jesus, Dead and Buried
DDD 8.1 Story

SB31 Live with God Forever
DDD 8.1 Story

DEEP DOWN DETECTIVES



Visual Aids

Unit 8,

Bible Truth 2

About the Deep Down Detectives Visual Aids

How Are They Used?



The Deep Down Detectives Visual Aids book is a companion resource to be used alongside the Deep Down Detectives Core Curriculum book for each unit. These colorful pictures are used in presenting the key concepts; telling the Bible stories; and, in playing the Bible Story Review games.

What Do They Include?



There are five, different resources included in this book:

1. Key Concept Visual Aids-- colorful signs of the Big Question and Answer, the Bible Truth, the Bible verse, and the Listening Assignments to use with the 3 lessons for each Bible Truth.

2. The Storyboard Picture Key--a who's who of the pictures in thumbnail size. Some pictures are labeled "BG." These are your background pictures that you put on the storyboard before telling the story. The rest of the pictures are labeled "SB." These are pictures you put up on the storyboard as you tell the story.


3. Storyboard Suggested Picture Placement page--where to place the pictures on your storyboard.

4. The pictures, themselves. Notice that each picture is identified and numbered on the back for easy reference. The numbers correspond to the numbers in the Picture Placement Key and in the actually story script (found in the Core Curriculum book.)

5. Directions for making the Deep Down Detectives "Bible" Folder and the **back/front images** to paste in place when making it. (Larger back/front images are found online with the curriculum.)

Directions for how to make a homemade flannelgraph storyboard and sturdy storyboard pictures are found in **Appendix E in the Core Curriculum book.**

Ready, Set, Rip It Out!



This book is meant to be ripped up and made into your visual aids. The key concept signs can be cut out and laminated or slipped into sheet protectors. Cut out around the storyboard images and ideally, laminate these. Some of the biggest pictures actually need to be stuck together, before laminating.

Store It!



Deep Down Detectives is a curriculum that can be used over and over. Store your visual aids and storyboard pictures after using them and they will serve you for many years. We store ours in manilla envelopes and then put them (along with all the rest of the curriculum) in magazine files, labeled by Bible Truth. If you have multiple classes using the curriculum, store each set of resources in separate manilla envelopes. This will make prep much simpler, second time around.

Replacement Storyboard Pictures



You can always purchase this book again or simply go online and print out any pictures that go missing.

Two Sizes of Storyboard Pictures



There are two sizes of storyboard pictures to choose from: the standard, large format pictures; or, the smaller format pictures. The larger pictures are best for a big classroom and a storyboard that is at least 36" x 48." (We actually make a whole section of a wall into a felt storyboard!) The small format pictures are created to fit smaller storyboards--in the 24" x 36" to 36" by 48" range. They are most useful in the smaller class or for use at home.

Bible Story: The Case of the Woman Who Didn't See*The Book of Ruth***Story-telling Tips**

Ahead of time:

1. Read the Bible verses and story. Pray!
2. Choose story action cues and/or prepare storyboard figures, if using. (Included in Visual Aids book)
3. Practice telling story with the storyboard pictures, timing your presentation. Shorten, if necessary.

During your presentation:

1. Maintain as much eye contact as possible as you tell the story.
2. Put up storyboard figures/add story action cues as you tell the story. Allow the children to help you put them on the board, if desired.
3. Include the children in your story with a few questions about what they think will happen or words/concepts that might be new to them.
4. Watch the kids for signs that their attention span has been reached. Shorten, if necessary.

INTRODUCTION/ LISTENING ASSIGNMENTS

"Our story is called: The Case of the Woman Who Didn't See. Here is your listening assignment..." *Read from Detective Dan's Listening Assignment signs, but questions are summarized below:*

Detective Dan's Lesson #1 Listening Assignment:

I need to know:

- 1. Why was Naomi so sad?**
- 2. What about God did she not see?**

Detective Dan's Lesson #2 Listening Assignment:**Our Bible Verse is Psalm 23:1-3,6:**

"The LORD is my shepherd, I shall not be in want. He makes me lie down in green pastures, he leads me beside quiet waters, he restores my soul. He guides me in paths of righteousness for his name's sake... Surely goodness and love will follow me all the days of my life, and I will dwell in the house of the LORD forever."

I need to know:

- 1. Who did the LORD take care of and make sure she was not in want?**
- 2. How did the LORD show His goodness and love to her?**

Detective Dan's Lesson #3 Listening Assignment:I found six clues, but two of them are **NOT** in the story.

They are: a banana, a woman named Ruth, a phone, barley, a baby, and a dead man.

Hold each of them up for the children to see as you identify them.

I need to know:

- 1. Which four belong in the story and which two don't?**
- 2. What were some of the many things Naomi had to thank the LORD for?**

Read the assignment questions, THEN SAY,

"Ok, Deep Down Detectives! Put on your best listening ears and see if you can hear the answers to Detective Dan's questions. When I finish telling the story, we will see if we can answer all the questions."

*Read the Bible Truth story, answer questions, present the gospel and lead in prayer.**Answers to questions; the gospel; and, ACTS prayer are included with the story text.*

The Case of the Woman Who Didn't See *The Book of Ruth*

Story with lines separating paragraphs (text in bold, optional interaction cues in italics) Numbers correspond to storyboard pictures and placement upon the storyboard. Always feel free to use less pictures, if it's best for your kids. Simply black out the numbers next to pictures you do not plan to use. All pictures are found in the Visual Aids book. Put BG (background) pictures on storyboard ahead of time. SB pictures (listed below in story text) are added to board as you tell the story. These numbers are also found on the back of each picture.

Tip: Stack pictures in numerical before telling story for easy use. Use sticky-back velcro to attach pictures to storyboard felt. Use sticky-tac putty to stick a picture on top of another picture.

"(SB1) Boo hoo! Boo hoo!" Naomi cried. (SB2) Her husband had died. Her two sons had died. Naomi (SB3) was so sad. She missed them so much!

But Naomi wasn't just sad. (SB4) She was scared, too. Only (SB5) Orpah and Ruth, the wives of her sons, were left. Surely, they would go back home to live with their mother and father. That's what wives did back then when their husbands died. They knew that their mother and father would take care of them.

But poor Naomi, she didn't have a mother or father to go home to. And she was far, far away from her home in Bethlehem. Who would take care of her? Who would see that she had food to eat and clothes to wear? How would she get back home all by herself? What was Naomi to do? This is why Naomi was so scared.

Who do you think could take care of her?

Naomi was right to be sad. It is a sad thing when your husband and sons die. But, (SB6) Naomi did NOT have to be scared. She did NOT need to worry about who would take care of her. Why? Because (SB7) Naomi was one of God's people. She knew God's Word, the Bible. She knew God's promises to always take care of His people. She could trust Him to take care of her, even though she didn't know how.

But right then, all Naomi could think about were the sad things that had happened to her. She thought about all these sad things and decided that God had stopped taking care of her.

Do you think God had really stopped taking care of her?

How wrong Naomi was! God had NOT stopped taking care of her. He is so kind to His people. He treats them better than they deserve. He would treat Naomi better than she deserved, too. So, even though Naomi was scared and did not think God would take care of her, He most certainly would. Let's find out how.

At last, it was time for (SB8) Naomi to say goodbye to Orpah and Ruth, the wives of her sons. It was time for them to go live with their mother and father. It was time for her to make the long walk all the way back home to Bethlehem by herself.

"Goodbye, Orpah! Goodbye, Ruth!" Naomi told them. She kissed them goodbye and they all wept aloud. They were sad to leave each other.

"Wait," said Orpah and Ruth. "We won't go back home to our parents. We will go with you instead. We will walk with you all the way back to Bethlehem. (SB9) We will take care of you," they offered.

"(SB10) No," Naomi said. "You must go home to your father and mother," she insisted. "Where I am going there is no one to take care of me and there will be no one to take care of you either. Not even God will take care of me," she said.

Oh, Naomi! You shouldn't say that! You know God's Word, the Bible. You know that (SB11) God promises to always take care of His people. He will take care of you! Keep trusting in God!

Story with lines separating paragraphs (text in bold, optional interaction cues in italics)

And so, God did, even though Naomi did not trust Him to take care of her. God loves His people so much that He treats them better than they deserve. He would treat Naomi better than she deserved, too. For, though (SB12) Orpah said goodbye to Naomi and went home to her father and mother, God had given Ruth a special love for Naomi and for Himself. (SB13) Ruth clung to Naomi and said, "Please don't make me go back home! (SB14) I want to worship your God. He's the one, true God. I want to take care of you the rest of my life! (SB15) Please let me go back home with you to Bethlehem!" she begged. What would Naomi do now?

What do you think she did? Would she let Ruth come with her?

Naomi looked at Ruth. She could see that nothing would change Ruth's mind. Ruth refused to go home to her father and mother, so Naomi agreed. Ruth could walk the long walk to Bethlehem with Naomi. Ruth could take care of Naomi her whole life. God was showing Naomi that He **WOULD** take care of her --and He would take care of her through Ruth-- if Naomi would only see!

Together, Naomi and Ruth walked to Bethlehem. (SB16) Up mountains and down mountains. (SB17) Through green valleys, along dusty roads, and beside grassy fields they walked. On and on and on. At last, (SB18) they came to Naomi's home in Bethlehem.

(SB19) Many people came out to greet Naomi. It had been so long since they had seen her! But when they looked at her, they were surprised at what they saw. "Is this really Naomi?" the women asked. "She seems so different! Where is her husband? Where are her sons? Where is her smile?" they wondered.

Naomi told them her sad news. "(SB20) My husband and sons have died. I am all alone. I am so sad that (SB21) I want you to stop calling me 'Naomi'. That name means 'happy things'. I want you to call me 'Marah' now," she told them. "'Marah' means 'bitter (sad) things.' This is a better name for me since God has filled my life with so many sad things. I don't even think He cares about me anymore," she told them.

Oh, Naomi! You shouldn't say that! You know God's Word, the Bible. (SB22) You know that God promises to always take care of His people. He will take care of you! Keep trusting in God! Yes, there are sad things in your life, but there are good things in your life, too. God helped you get safely back home to Bethlehem. He gave you Ruth to take care of you your whole life. Would Naomi not see how good God had been to her?

What do you think?

No, Naomi would not. Naomi certainly didn't deserve for God to keep on taking care of her, but He kept on taking care of her anyway. God loves His people so much that He treats them better than they deserve. He would treat Naomi better than she deserved, too. And so God did, and in bigger ways than Naomi could have ever dreamed!

God (SB23) provided Naomi and Ruth with food to eat from the barley fields of (SB24) a rich man named Boaz. (SB25) Boaz loved God; and before long, (SB26) he loved Ruth, too. (SB27) He married Ruth, and brought her and Naomi to his home to live with him. Boaz (SB28) shared all he had with them. How richly the LORD took care of Ruth and Naomi through Boaz!

Story with lines separating paragraphs (text in bold, optional interaction cues in italics)

And if this was not enough, Boaz and Ruth (SB29) soon had a son for Naomi to love as her grandchild. Baby Obed! And one day, through Obed would come (SB30) the great, king David, and much later, (SB31) even the Savior, Jesus, Himself! Wow!

Hadn't God been kind to Naomi? Hadn't He taken care of her? Yes, He had! More than she could have ever imagined, and better than she ever deserved! Could Naomi see it now, at last?

What do you think?

Yes, she could!

(SB32) Naomi took little baby Obed and put him on her lap and cared for him, just like she used to care for her own sons, long ago. And (SB33) the women of Bethlehem gathered around Naomi and said, "Praise the LORD, He has taken care of your needs. He has given you Ruth and Boaz to take care of you. He has even given you a little boy to care for like a son. Surely God has plans to take good care of you all the rest of your life!"

And Naomi had to agree. (SB34) The LORD had taken her bitter sadnesses and used them to do good things!

Cracking the Case: (story wrap-up for Listening Assignments)

It's time to see how we did with our Listening Assignment.

Detective Dan's Lesson #1 Listening Assignment:

I need to know:

- 1. Why was Naomi so sad?** Her husband and sons had died.
- 2. What about God did she not see?** She could not see how God was taking care of her.

For You and Me:

God's people can know that God will always take care of them, even if they can't see how. He is always at work. If we turn away from our sins and trust in Jesus as our Savior, we can be God's people, too. We can know that God will always take care of us, too.

Detective Dan's Lesson #2 Listening Assignment:**Our Bible Verse is Psalm 23:1-3,6:**

"The LORD is my shepherd, I shall not be in want. He makes me lie down in green pastures, he leads me beside quiet waters, he restores my soul. He guides me in paths of righteousness for his name's sake...Surely goodness and love will follow me all the days of my life, and I will dwell in the house of the LORD forever."

I need to know:

- 1. Who did the LORD take care of and make sure she was not in want?** Naomi.
- 2. How did the LORD show His goodness and love to her?** He gave her Ruth to help her. He gave Ruth a husband and even a baby. He took care of Naomi through them all the days of her life.

For You and Me:

How good God is to always take care of His people! How wonderful it is to know that He makes sure that goodness and love will follow them all the days of their life and that they will go to live with Him forever one day! God offers us this kind of care, too, when we turn away from our sins and trust in Jesus as our Savior. Ask Him to help you! He loves to answer this prayer.

Detective Dan's Lesson #3 Listening Assignment:

I found six clues, but two of them are **NOT** in the story. They are: Jews; a jar; Gentiles; fake gods; a bear; and a house.

Hold each of them up for the children to see as you identify them.

I need to know:

- 1. Which four belong in the story and which two don't?** Ruth, the barley, the baby and the dead man belong. The banana and the phone do not.
- 2. What were some of the many things Naomi had to thank the LORD for?** He gave her Ruth to help her. He helped her get home to Bethlehem safely. He gave Ruth a husband and even a baby. He took care of Naomi through them all the days of her life.

For You and Me:

God gives His people so much to thank Him for! They know that He will care for them every day of their lives. They know He has forgiven their sins through Jesus and giving them eternal life with Him. These good gifts are ours, too, if we become God's people. How do we do this? By turning away from our sins and trusting in Jesus as our Savior. Ask Him to help you! He loves to answer this prayer.

The Gospel (story wrap-up if NOT using Listening Assignments)**Our Bible Truth is:**

**What Is God's Love for His People Like?
It's More than They Could Ever Deserve...
God Always Takes Care of Them!**

God takes care of His people in every way! And how kind He is to keep on caring for their needs, even when they think He won't—like He took care of Naomi. He is so good to His people! But the greatest way that God has cared for His people is by saving them.

You see, we all choose to disobey God. We all deserve God's punishment for our sins, and He would have been perfectly fair to give us all His punishment for breaking His laws and leave it at that. But God is so rich in mercy that He sent His Son, Jesus, to die on the cross and take the punishment for God's people. On Day 3 Jesus rose from the dead in victory. Now all who turn away from their sins and trust in Jesus can become God's people. They get to know God in their hearts now. And one day, they will get to live with Him forever. How amazing is God's love for His people! We can be God's people, too! When we turn away from our sins and trust in Jesus as our Savior, He will save us, too! It is His promise to us! *Close in prayer.*

Closing ACTS Prayer

- A** We praise You, God, for being so full of love for Your people. You are their heavenly Father. You care for all of their needs in the way that You know is best.
- C** God, You promise to take care of those who put their trust in Jesus, but many times we doubt Your promises. Please forgive us! We need a Savior!
- T** Thank You, God, for loving the world so much that You sent Jesus to be our Savior. Thank You for being so faithful and good to those who trust in You. Thank You for taking care of all their needs in the way You know is best for them. What a wonderful thing it is to get to be Your adopted child!
- S** God, work deep inside our hearts. Help us to turn away from our sins and trust in Jesus as our Savior. Fill our hearts with love for You. Take care of us and help us to trust in You. Be our heavenly Father. Make us Your adopted children.

In Jesus' name, we pray. Amen.

Go to Lesson Plan, p.9 for the script to the rest of the lesson.

BIG QUESTION 8



What is God's love for His people like?


VISUAL
AID

#1

take out



of BQB



ANSWER:

It's more than they could ever deserve!

DDD 8 Big Question and Answer Sign

The Big Question

Hold up the Big Question sign for all the children to see, and say:

The Big Question we are investigating today is
Big Question Number 8:

What Is God's Love for His People Like?
and the Answer is:
It's More than They Could Ever Deserve!

Meaning:

God has a special people He loves. They come from all over the world. They've lived in every time --from long ago, all the way up to today. And there are millions and millions of them!

There is nothing better than being one of God's special people! God has adopted them as His children. He promises to love and care for them always. He gives them special closeness with Him in their heart; and one day when they die, they will go to live with Him forever.

God's people know His love for them is more than they could ever deserve. They know God didn't make them His special people because they were so good. They are sinners who have disobeyed His good laws, just like everyone else. God just loves them just because He loves them.

God's love for His people is the biggest love there will ever be. It's so big that God sent His Son, Jesus, to suffer and die on the cross to pay for their sins. That was the only way they could become His people. You and I can become God's people when we turn away from our sins and trust in Jesus as our Savior.

Let's sing our Big Question Song: "

Big Q & A 8 Song


DDD NIV Songs 8, track 12

(Adapted version of "Baa. Baa. Black Sheep")


What is God's love for His people like?
More than they could ever deserve!
What is God's love for His people like?
What is God's love for His people like?
What is God's love for His people like?
More than they could ever deserve!

BIG QUESTION 8: Four truths about God's love

1.



2.



3.



4.

Visual
Aid



#2

This Unit's Bible Truths

"It's More than They Could Ever Deserve" is a good beginning, but there's so more to learn. So it's time for us to dig down even deeper for more answers to our Big Question about God. We're going to be learning FOUR Bible truths that all tell us more about God's love for His people.

Who would like to hand me the picture with our four Bible truths on it? It's in the Big Question Box/Briefcase."

Choose a child to get it and hand it to you, then hold it up and show them the pictures of the four truths they will be learning.

After everyone has had a good look say...

"Ok, we've learned one truth about God's love for His people. It's this one: "God Gave His Son, Jesus, to Save Them." (point to pictures as you identify each Bible Truth). Now let's look at our Bible Truth Clue sign and see if we can figure out which of these four truths we will be learning about today. Who would like to get it out of the Big Question Briefcase for me?"

Choose a child to open the briefcase, take out the Bible Truth Clue sign and hand it to you.

CAN YOU GUESS BIBLE TRUTH 2?

What Is God's Love for His People Like?
It's More than They Could Ever Deserve...
God ???? Takes Care of Them!

HINT: This word means doing something over and over and never stopping. It starts with the letter "A" and it rhymes with "Sundays."

God ALWAYS Takes Care of Them!



Visual Aid

#3



take out

Revealing the Bible Truth We Are Learning

Hold up the front side for the children to see. Cover up the answer, written along the bottom, and say:

**"What Is God's Love for His People Like?
It's More than They Could Ever Deserve...
God ???? Takes Care of Them!"**

We're missing one word. Here's the hint to what the missing word is. It says: "This word means doing something over and over and never stopping. It starts with the letter "A" and it rhymes with "Sundays."

Can you guess? It's "Always."

So the Bible Truth we are learning today is:

(uncover answer from bottom of sign, show it to them and say:)

**"What Is God's Love for His People Like?
It's More than They Could Ever Deserve...
God ALWAYS Takes Care of Them!"**

And here is what this Bible Truth means:

(read the meaning off of the back of the sign, say:)

Everyone who turns away from their sins and trusts in Jesus as their Savior becomes one of God's people. And they don't just become one of His people! He makes them His adopted children! God becomes their Father in heaven. They are part of His family forever!

God is kind to give us a mother and father, and even sisters and brothers, in the families we are a part of, here on earth. What good gifts they are! They love us and care for us, the best they can. God helps them love us.

But no matter how good and loving our parents might be here on earth, they will never love us or take care of us as well as God can. God is the best Father we can ever imagine. He is perfect! He is all-wise: He always knows what is best for His children. He is always faithful: He always gives them what He promises them. He's all-powerful: He can always give His children everything they need and so much more. He is all-loving: He only does what is good for them.

God's adopted children never need to worry. They know that God, their Father in heaven, is always with them, always taking care of them. We can become one of God's children, too, when we turn away from our sins and trust in Jesus as our Savior. God loves to help us become His children!



“The LORD is my shepherd, I shall not be in want. He makes me lie down in green pastures, he leads me beside quiet waters, he restores my soul. He guides me in paths of righteousness for his name’s sake...Surely goodness and love will follow me all the days of my life, and I will dwell in the house of the LORD forever.” Psalm 23:1-3,6

DDD 8.2 Bible Verse Picture--front

Bible Truth 2 Bible Verse

Remove the Bible Verse Picture from the "Bible" folder and hold it up for all the children to see, then say:

Psalms 23:1-3,6 tells us:

Psalms 23:1-3,6

"The LORD is my shepherd, I shall not be in want. He makes me lie down in green pastures, he leads me beside quiet waters, he restores my soul. He guides me in paths of righteousness for his name's sake... Surely goodness and love will follow me all the days of my life, and I will dwell in the house of the LORD forever."

Leran a Little: "The LORD is my shepherd, I shall not be in want."

What does that mean?

These verses remind us that God loves His people and cares for their needs completely, just like a good shepherd loves and takes care of his sheep. That's what it means to not be in want. We can become God's people when we turn away from our sins and trust in Jesus as our Savior.

"We've said our Bible verse, now let's sing it!"

"We've said our Bible verse, now let's sing it!"

The LORD Is My Shepherd:

Psalms 23:1-6

DDD NIV Songs 8, track 21

The LORD is my shepherd, I shall not want.
He makes me lie down in green pastures,
He leads me beside quiet waters,
He restores my soul,
He guides me in paths of righteousness
for His name's sake.
Even though I walk through the valley of death,
I will fear no evil, For You are with me,
Your rod and Your staff they comfort me,
Surely goodness and mercy will follow me,
All of the days of my life,
And I will dwell in the house of the LORD,
Forever and ever and ever.
Psalms Twenty-three,
verses one through four, and six.

"Now it's time to do a bit more deep down investigating. Let's see what Detective Dan wants us to help him figure out. Would someone like to get it out for me?"

take out




of BQB

Place in



Visual Aid



Detective Dan's Listening Assignment #1

Detective Dan's

Listening Assignment #1



Hi, Deep Down Detectives!

I'm working on a brand-new case called:

"The Case of the Woman Who Didn't See."

I need to find out:

1. Why was Naomi so sad?

AND

2. What about God did she not see?

Can you help me? Listen carefully to the story and you might just hear the answers!

Thanks!

Detective Dan

Then say, "Ok, Deep Down Detectives! Put on your best listening ears and see if you can hear the answers to Detective Dan's questions. When I finish telling the story, we will see if we can answer all of his questions."

Read the Bible Truth story, putting up the storyboard pictures/Story Scenes as you tell it. At the end of the story, repeat the questions and lead the children in answering them. Present the gospel and close in prayer.

Answers to assignment questions, the gospel and ACTS prayer are also included at the end of the story text.


Answers:

1. Why was Naomi so sad? Her husband and sons had died.

2. What about God did she not see? She could not see how God was taking care of her.

For You and Me:

God's people can know that God will always take care of them, even if they can't see how. He is always at work. If we turn away from our sins and trust in Jesus as our Savior, we can be God's people, too. We can know that God will always take care of us, too.



Detective Dan's Listening Assignment #2

Detective Dan's

Listening Assignment #2



Hi, Deep Down Detectives!

I'm still working on the case called:

"The Case of the Woman Who Didn't See."

Our Bible verse is Psalm 23:1-3,6:

"The LORD is my shepherd, I shall not be in want. He makes me lie down in green pastures, he leads me beside quiet waters, he restores my soul. He guides me in paths of righteousness for his name's sake... Surely goodness and love will follow me all the days of my life, and I will dwell in the house of the LORD forever."

I need to find out:

1. Who did the LORD take care of and make sure she was not in want?

AND

2. How did the LORD show His goodness and love to her?

Can you help me? Listen carefully to the story and you might just hear the answers!

Thanks for your help!

Detective Dan

Then say, "Ok, Deep Down Detectives! Put on your best listening ears and see if you can hear the answers to Detective Dan's questions. When I finish telling the story, we will see if we can answer all of his questions."

Read the Bible Truth story, putting up the storyboard pictures/Story Scenes as you tell it. At the end of the story, repeat the questions and lead the children in answering them. Present the gospel and close in prayer.

Answers to assignment questions, the gospel and ACTS prayer are also included at the end of the story text.

Answers:

Our Bible Verse is: Psalm 23:1-3,6

"The LORD is my shepherd, I shall not be in want. He makes me lie down in green pastures, he leads me beside quiet waters, he restores my soul. He guides me in paths of righteousness for his name's sake... Surely goodness and love will follow me all the days of my life, and I will dwell in the house of the LORD forever."

1. Who did the LORD take care of and make sure she was not in want?
Naomi.

2. How did the LORD show His goodness and love to her? He gave her Ruth to help her. He gave Ruth a husband and even a baby. He took care of Naomi through them all the days of her life.

For You and Me:

How good God is to always take care of His people! How wonderful it is to know that He makes sure that goodness and love will follow them all the days of their life and that they will go to live with Him forever one day! God offers us this kind of care, too, when we turn away from our sins and trust in Jesus as our Savior. Ask Him to help you! He loves to answer this prayer.

take out



of BQB

Visual Aid



Detective Dan's Listening Assignment #3

Detective Dan's

Listening Assignment #3



Hi, Deep Down Detectives!

I'm still working on the case called:

"The Case of the Woman Who Didn't See."

I found SIX clues, but TWO of them are NOT in the story. They are: a banana, a woman named Ruth, a phone, barley, a baby, and a dead man.

Hold up each of the six pictures for the children to see as you identify them. Better yet, put them up on your flannelgraph board, off to one side.

I need to know:

1. Which four belong in the story and which two don't?
2. What were some of the many things Naomi had to thank the LORD for?

Can you help me? Listen carefully to the story and you might just hear the answers!

Thanks!

Detective Dan

Then say, "Ok, Deep Down Detectives! Put on your best listening ears and see if you can hear the answers to Detective Dan's questions. When I finish telling the story, we will see if we can answer all of his questions."

Read the Bible Truth story, putting up the storyboard pictures/Story Scenes as you tell it. At the end of the story, repeat the questions and lead the children in answering them. Present the gospel and close in prayer.

Answers to assignment questions, the gospel and ACTS prayer are also included at the end of the story text.

Answers:

1. Which four belong in the story and which two don't?


Ruth, the barley, the baby and the dead man belong. The banana and the phone do not.

2. What were some of the many things Naomi had to thank the LORD for? He gave her Ruth to help her. He helped her get home to Bethlehem safely. He gave Ruth a husband and even a baby. He took care of Naomi through them all the days of her life.


For You and Me:

God gives His people so much to thank Him for! They know that He will care for them every day of their lives. They know He has forgiven their sins through Jesus and giving them eternal life with Him. These good gifts are ours, too, if we become God's people. How do we do this? By turning away from our sins and trusting in Jesus as our Savior. Ask Him to help you! He loves to answer this prayer.

A Woman Named Ruth



A Banana






DDD 8.2 Lesson 3 Listening Assignment Clue Picture1 for kids



DDD 8.2 Lesson 3 Listening Assignment Clue Picture 2 for kids

Barley



A Phone






DDD 8.2 Lesson 3 Listening Assignment Clue Picture3 for kids




DDD 8.2 Lesson 3 Listening Assignment Clue Picture 4 for kids

A Dead Man



A Baby





DDD 8.2 Lesson 3 Listening Assignment Clue Picture 5 for kids



DDD 8.2 Lesson 3 Listening Assignment Clue Picture 6 for kids

Big Question 8, Bible Truth 2 Storyboard Background Pictures Key (BG)

Put these pictures in place on your storyboard BEFORE you tell your story.


BG1 Town in Moab



BG2 Mountains and Valleys



BG3 Bethlehem



BG4 Barley Fields



BG5 Boaz's House



Big Question 8, Bible Truth 2 Storyboard Pictures Key (SB)

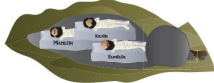
Store these pictures in numerical order in your DDD Bible Folder.

Add these to your story as you tell it. Numbers correspond to placement order.

SB1 Naomi



SB2 Dead Husband and Sons



SB3 Sad Naomi



SB4 Scared Naomi



SB5 Orpah and Ruth



SB6 Does Not Have to Be Scared



SB7 God's Promise to Take Care of His People



SB8 Naomi Says Good-bye



SB9 We Will Take Care of You



SB10 No, You Can't Go with Me



SB11 God's Promise to Take Care of His People



SB12 Orpah Goes Back Home



SB13 Ruth Clinging to Naomi



SB14 Your God Is My God



SB15 Let Me Go Home with You



SB16 Up Mountains



SB17 Through Valleys



SB18 Naomi and Ruth in Bethlehem



SB19 People of Bethlehem

SB20 My Husband and Sons Have Died

SB21 Call Me "Marah"



SB22 God's Promise to Take Care of His People



SB23 Ruth in Barley Field



SB24 Boaz



SB25 Boaz Loves God



SB26 Boaz Loves Ruth



SB27 Boaz and Ruth Married



SB28 Sharing His Good Things with Naomi and Ruth



SB29 Baby Obed Is Born (Held by Naomi)



SB30 King David



SB31 The Savior, Jesus



SB32 Obed on Naomi's Lap



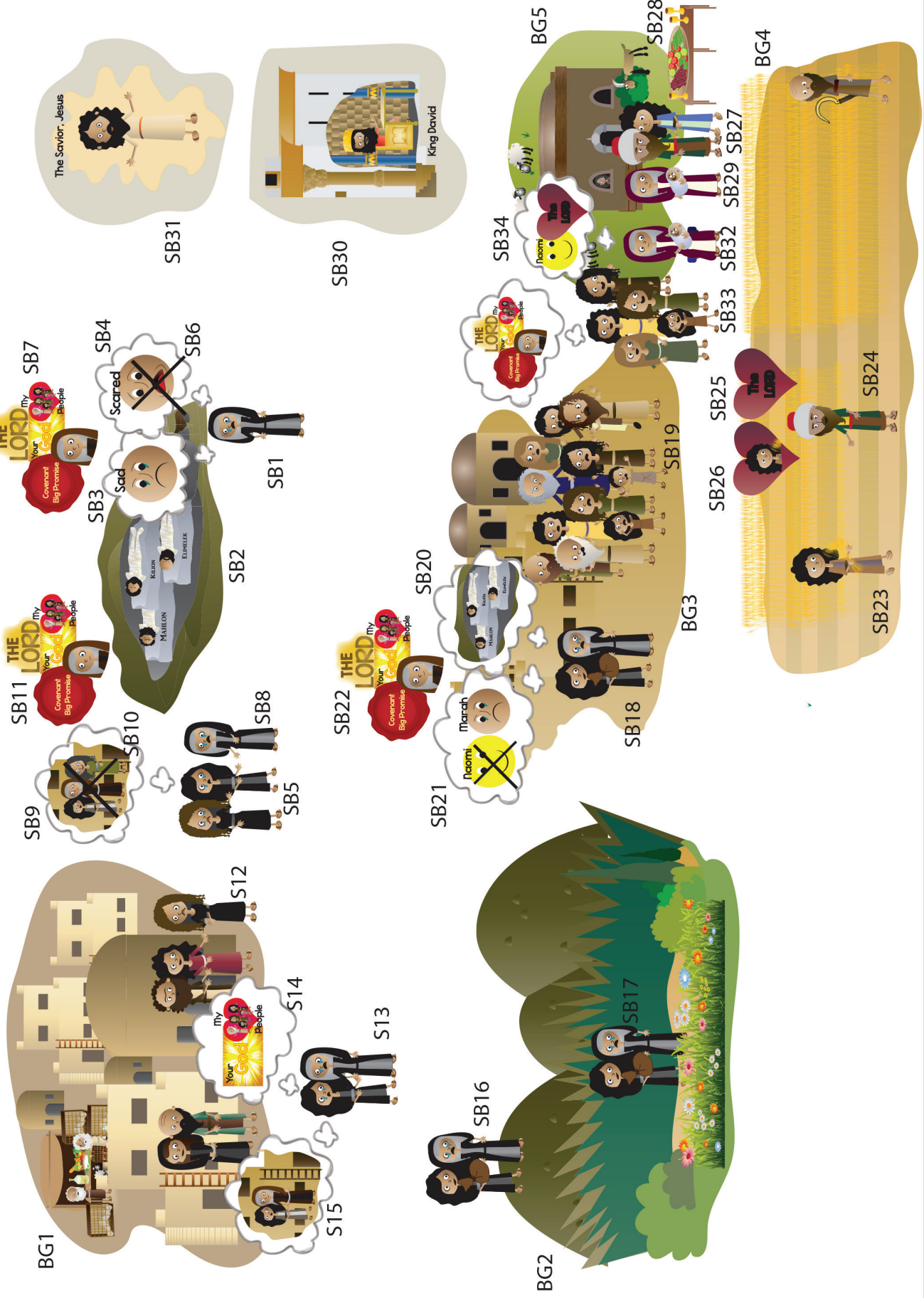
SB33 Women of Bethlehem Praising the LORD



SB34 Naomi Agreeing that the LORD Has Been Good to Her



Note: Use sticky tac putty rather than velcro on back of pictures placed on top of other pictures.




NOTE:

Some of the larger images are assembled from two or more pages. You can make these easier to fold by leaving a small gap in the lamination between the pieces. This allows you to fold the image along the gap.




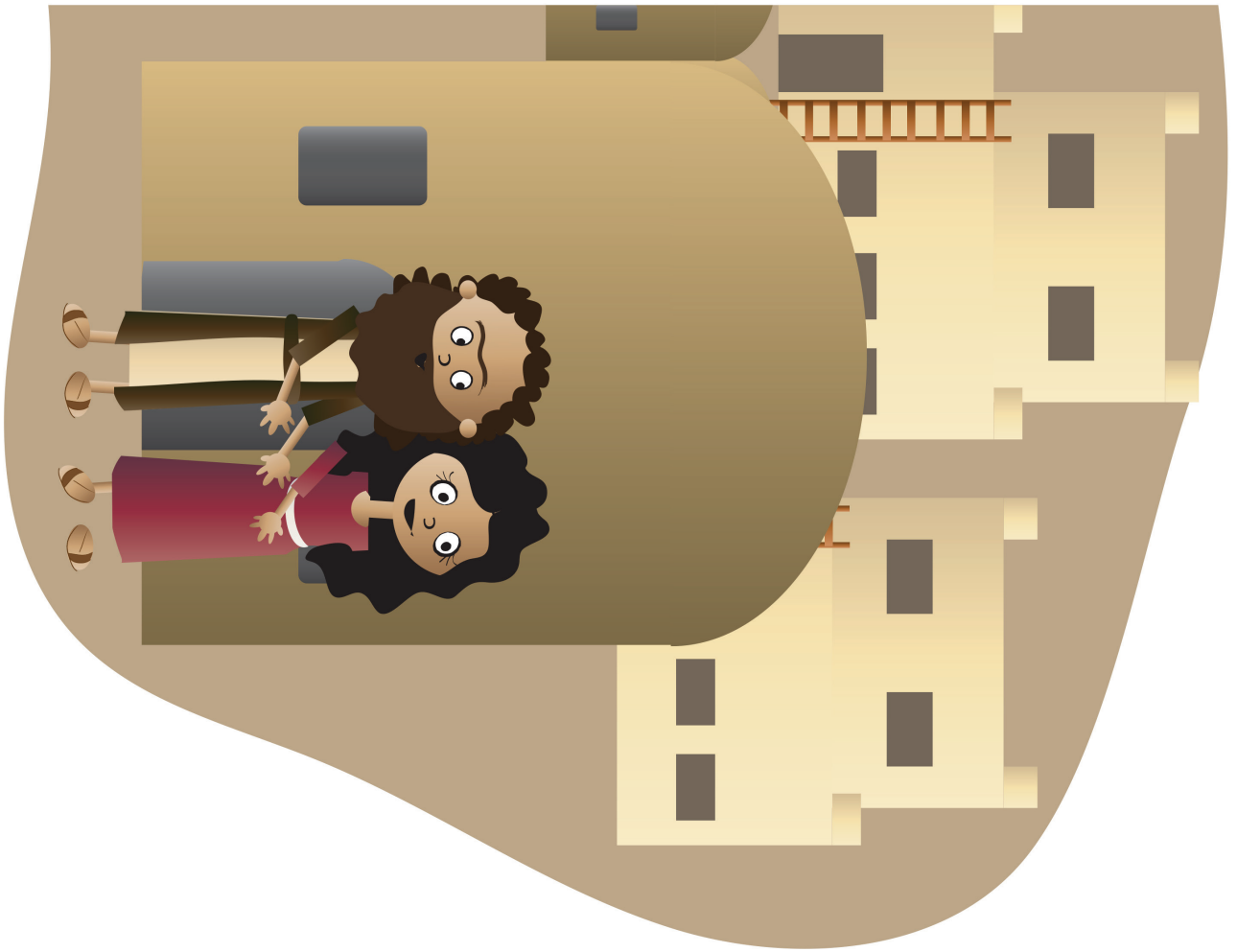


leave slight gap here
to create a “hinge” for
easy folding



BG1 Town in Moab pt 1 of 2
DDD 8.2 Story
glue together, then laminate
Place on board BEFORE telling story

SB19 People of Bethlehem
DDD 8.2 Story



BG1 Town in Moab pt 2 of 2
DDD 8.2 Story
glue together, then laminate
Place on board BEFORE telling story

SB12 Orpah Goes Back
Home DDD 8.2 Story

SB15 Let Me Go Home
with You DDD 8.2 Story

SB14 Your God Is My God
DDD 8.2 Story

SB13 Ruth Clinging to Naomi
DDD 8.2 Story



BG2 Mountains and Valleys pt 1 of 2
DDD 8.2 Story
glue together, then laminate
Place on board BEFORE telling story

SB5 Orpah and Ruth
DDD 8.2 Story

SB9 We Will Take Care of You
DDD 8.2 Story

SB11 God's Promise to
Take Care of His People
DDD 8.2 Story

SB6 Does Not Have to Be Scared DDD 8.2 Story



SB3 Sad Naomi
DDD 8.2 Story

SB7 God's Promise to
Take Care of His People
DDD 8.2 Story

BG2 Mountains and Valleys pt 2 of 2
DDD 8.2 Story
glue together, then laminate
Place on board BEFORE telling story



SB4 Scared Naomi
DDD 8.2 Story

SB10 No, You Can't Go with Me DDD 8.2 Story





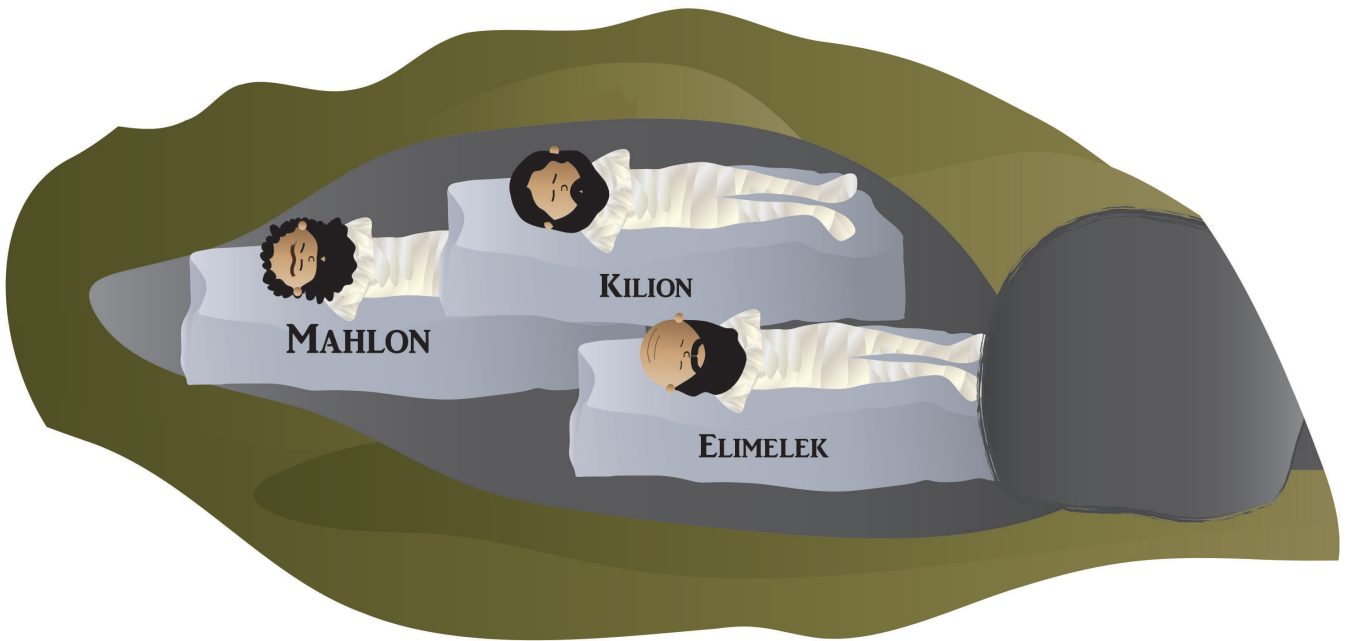
BG3 Bethlehem Pt 1 of 2
DDD 8.2 Story
glue together, then laminate
Place on board BEFORE telling story

BG4 Barley Fields pt 2 of 2
DDD 8.2 Story
glue together, then laminate
Place on board BEFORE telling story



BG3 Bethlehem Pt 2 of 2
DDD 8.2 Story
glue together, then laminate
Place on board BEFORE telling story

BG4 Barley Fields pt 1 of 2
DDD 8.2 Story
glue together, then laminate
Place on board BEFORE telling story








BG5 Boaz's House
DDD 8.2 Story
Place on board BEFORE telling story

SB2 Dead Husband and Sons
DDD 8.2 Story

SB1 Naomi
DDD 8.2 Story

SB8 Naomi Says Good-bye
DDD 8.2 Story










SB20 My Husband and
Sons Have Died
DDD 8.2 Story

SB16 Up Mountains
DDD 8.2 Story

SB18 Naomi and Ruth in
Bethlehem DDD 8.2 Story

SB17 Through Valleys
DDD 8.2 Story

SB21 Call Me "Marah"
DDD 8.2 Story



SB26 Boaz Loves Ruth
DDD 8.2 Story

SB25 Boaz Loves God
DDD 8.2 Story

SB27 Boaz and Ruth Married
DDD 8.2 Story

SB24 Boaz
DDD 8.2 Story

SB32 Obed on Naomi's Lap
DDD 8.2 Story

SB29 Baby Obed Is Born (Held by
Naomi) DDD 8.2 Story

SB23 Ruth in Barley Field
DDD 8.2 Story

SB22 God's Promise to
Take Care of His People
DDD 8.2 Story


SB28 Sharing His Good
Things with Naomi and Ruth
DDD 8.2 Story

SB34 Naomi Agreeing that the LORD
Has Been Good to Her DDD 8.2 Story

The Savior, Jesus





King David



SB31 The Savior, Jesus
DDD 8.2 Story

SB30 King David
DDD 8.2 Story



SB33 Women of Bethlehem
Praising the LORD
DDD 8.2 Story

DEEP DOWN DETECTIVES



Visual Aids

Unit 8,

Bible Truth 3

About the Deep Down Detectives Visual Aids

How Are They Used?



The Deep Down Detectives Visual Aids book is a companion resource to be used alongside the Deep Down Detectives Core Curriculum book for each unit. These colorful pictures are used in presenting the key concepts; telling the Bible stories; and, in playing the Bible Story Review games.

What Do They Include?



There are five, different resources included in this book:

1. Key Concept Visual Aids-- colorful signs of the Big Question and Answer, the Bible Truth, the Bible verse, and the Listening Assignments to use with the 3 lessons for each Bible Truth.

2. The Storyboard Picture Key--a who's who of the pictures in thumbnail size. Some pictures are labeled "BG." These are your background pictures that you put on the storyboard before telling the story. The rest of the pictures are labeled "SB." These are pictures you put up on the storyboard as you tell the story.


3. Storyboard Suggested Picture Placement page--where to place the pictures on your storyboard.

4. The pictures, themselves. Notice that each picture is identified and numbered on the back for easy reference. The numbers correspond to the numbers in the Picture Placement Key and in the actually story script (found in the Core Curriculum book.)

5. Directions for making the Deep Down Detectives "Bible" Folder and the **back/front images** to paste in place when making it. (Larger back/front images are found online with the curriculum.)

Directions for how to make a homemade flannelgraph storyboard and sturdy storyboard pictures are found in **Appendix E in the Core Curriculum book.**

Ready, Set, Rip It Out!



This book is meant to be ripped up and made into your visual aids. The key concept signs can be cut out and laminated or slipped into sheet protectors. Cut out around the storyboard images and ideally, laminate these. Some of the biggest pictures actually need to be stuck together, before laminating.

Store It!



Deep Down Detectives is a curriculum that can be used over and over. Store your visual aids and storyboard pictures after using them and they will serve you for many years. We store ours in manilla envelopes and then put them (along with all the rest of the curriculum) in magazine files, labeled by Bible Truth. If you have multiple classes using the curriculum, store each set of resources in separate manilla envelopes. This will make prep much simpler, second time around.

Replacement Storyboard Pictures



You can always purchase this book again or simply go online and print out any pictures that go missing.

Two Sizes of Storyboard Pictures



There are two sizes of storyboard pictures to choose from: the standard, large format pictures; or, the smaller format pictures. The larger pictures are best for a big classroom and a storyboard that is at least 36" x 48." (We actually make a whole section of a wall into a felt storyboard!) The small format pictures are created to fit smaller storyboards--in the 24" x 36" to 36" by 48" range. They are most useful in the smaller class or for use at home.

The Case of the Sad Thing that Did Good*John 8-10***Story-telling Tips**

Ahead of time:

1. Read the Bible verses and story. Pray!
2. Choose story action cues and/or prepare storyboard figures, if using. (Included in Visual Aids book)
3. Practice telling story with the storyboard pictures, timing your presentation. Shorten, if necessary.

During your presentation:

1. Maintain as much eye contact as possible as you tell the story.
2. Put up storyboard figures/add story action cues as you tell the story. Allow the children to help you put them on the board, if desired.
3. Include the children in your story with a few questions about what they think will happen or words/concepts that might be new to them.
4. Watch the kids for signs that their attention span has been reached. Shorten, if necessary.

INTRODUCTION/ LISTENING ASSIGNMENTS

"Our story is called: The Case of the Sad Thing that Did Good. Here is your listening assignment..." *Read from Detective Dan's Listening Assignment signs, but questions are summarized below:*

Detective Dan's Lesson #1 Listening Assignment:

I need to know:

- 1. What was the sad thing the parents found out about their baby?**
- 2. What good did Jesus use this sad thing to do?**

Detective Dan's Lesson #2 Listening Assignment:**Our Bible Verse is Romans 8:28:**

"And we know that in all things God works for the good of those who love him, who have been called according to His purpose."

I need to know:

Transgressions and iniquities are other words for sin.

- 1. What did many people say about the baby's blind eyes?**
- 2. What good purpose did God have for the baby's blind eyes?**

Detective Dan's Lesson #3 Listening Assignment:I found six clues, but two of them are **NOT** in the story.

They are: a baby, the Temple, Jesus, a suitcase, a car, and a pool of water.

Hold each of them up for the children to see as you identify them.

I need to know:

- 1. Which four belong in the story and which two don't?**
- 2. Who did the blind baby grow up to worship? Why?**

Read the assignment questions, THEN SAY,

"Ok, Deep Down Detectives! Put on your best listening ears and see if you can hear the answers to Detective Dan's questions. When I finish telling the story, we will see if we can answer all the questions."

Read the Bible Truth story, answer questions, present the gospel and lead in prayer.

Answers to questions; the gospel; and, ACTS prayer are included with the story text.

The Case of the Sad Thing that Did Good John 8-10

Story with lines separating paragraphs (text in bold, optional interaction cues in italics) Numbers correspond to storyboard pictures and placement upon the storyboard. Always feel free to use less pictures, if it's best for your kids. Simply black out the numbers next to pictures you do not plan to use. All pictures are found in the Visual Aids book. Put BG (background) pictures on storyboard ahead of time. SB pictures (listed below in story text) are added to board as you tell the story. These numbers are also found on the back of each picture.

Tip: Stack pictures in numerical order before telling story for easy use. Use sticky-back velcro to attach pictures to storyboard felt. Use sticky-tac putty to stick a picture on top of another picture.

This story takes place in Jerusalem. Jerusalem was a beautiful city with thousands of people living in it. It had (SB1) big, tall, stone walls all around it and big, wide gates where important men would talk about important things. It had (SB2) lots of houses, big and small, along its twisty-turny, narrow, cobblestone streets. It had (SB3) fountains of sparkling water to drink from and pools of water to wash in. It had (SB4) a big marketplace where farmers would sell their delicious fruits and vegetables, and shepherds would sell their baa-ing sheep and maa-ing goats. Bakers would sell their warm, tasty bread there; and merchants, their fine-feeling fabrics, and glittering necklaces from other parts of the world.

But Jerusalem was most famous for (SB5) its big, beautiful building made of glittering, white stones. It was the LORD's special worship place. Do you know what this building was called?

Do you know?

It was called the Temple. (SB6) People would come from far and wide to worship the LORD at the Temple with their prayers and their songs and their worship gifts. They would gather in the courts around the Temple and listen to teachers tell them about the LORD and His good laws.

Not too far from the Temple lived (SB7) a man and his wife. How happy this man and his wife were! Why do you think they were so happy?

Can you guess?

They were so happy because the wife had just had a baby. It was a baby boy. Oh, what good news this was!

"Yay! Yay!" the man and his wife thought. "We have a boy! We will love him and care for him. What a joy that will be! He will be a great help to our family, too. He will grow up strong and will help us make money to take care of our family, as sons always do." What a lot this man and his wife had to celebrate!

But soon the man and his wife weren't happy anymore. (SB8) They were sad! There was something wrong with their baby boy's eyes. He couldn't see. Perhaps his eyes would get better, they must have hoped. But soon it was clear: their little boy's eyes would NOT get better. He would always be blind.

How sad this man and woman were for their little boy! He would never see their faces. He would never see Jerusalem's big, tall walls or gates. He would never see its houses along the narrow, cobblestone streets. He would never see its fountains or pools of sparkling water. He would never see its markets filled with good food and supplies. He would never see the beautiful Temple where people came to worship the LORD.

And to make things worse, this little boy would never be able to help his father make money to take care of the family. All he would ever be able to do is sit on the side of the street and ask people for money. Yes, this boy's blindness was very sad, indeed!

Story with lines separating paragraphs (text in bold, optional interaction cues in italics)

But there was something else that made the man and his wife sad. It was what other people said about their family. Some people saw the little, blind baby, and kindly said, “(SB9) It is sad, sad, sad, that this little baby can’t see. How hard that must be for him and his mother and father!” And, of course, the man and his wife had to agree. This blindness was sad, sad, sad! What good could come out of this blindness? It brought sadness! Only sadness!

But much worse was what the important men who taught about God and His laws, were saying: “(SB10) It isn’t sad, sad, sad that this little baby can’t see. No! It’s bad, bad, bad,” they exclaimed. “This baby -- or his mother or father-- must have done something terribly bad. God is punishing them and that’s why this baby was born blind,” they said.

Was this true? What terrible thing had they done? Oh, how hard it was for the man and his wife to hear people say this! Oh, what badness came from this blindness! It brought sadness! Only sadness!

So I guess you can see why the man and his wife, who had been so very happy, weren’t very happy at all anymore. Their hearts were full of sadness for their son and about all the terrible, wrong things the teachers were saying about their family.

Year after year went by. The (SB11) little boy grew up and up and up, until at last he was a full grown man. He still was blind, but over the years, he had learned his way around the Jerusalem.

What do you think he could feel and hear and taste?

(SB12) He knew the feel of Jerusalem’s big, tall walls and its huge gates. He knew the feel of the cobblestones under his feet, the touch of the stone sides of the houses on his hands, and the fresh coolness of the shade in the narrow streets. He could splash the water on his face and sip it in his cup. He could taste the delicious fruit and hear the animals “baa-ing.” He could smell the freshly baked bread and feel the silky fabric of the merchants. And (SB13) as he sat beside the road to the big, beautiful Temple, he could feel the swish of people’s clothes and the slap of their sandals as they went by. He heard the clink of the coins they tossed in his begging cup, on their way to worship the LORD.

But sometimes, he also heard (SB14) people say those terrible, wrong words again: “There’s that man who has been blind from birth. What terribly bad thing his family must have done for God to punish him like this!” they would exclaim.

This blindness was sad, sad, sad! What good could come out of this blindness? It brought sadness! Only sadness!

But then one Sabbath day, everything changed. The people who said those things were **WRONG!** That baby wasn’t born blind because he or his parents had done something terribly bad No! God had always had a beautiful, big plan to use their sadness for good --great good! And this was to be the day that God’s good plan would be made know to the blind man, his parents and oh, so many other people in Jerusalem. And God would use Jesus to do this!

Story with lines separating paragraphs (text in bold, optional interaction cues in italics)

(SB15) Jesus and his close friends, the disciples, had come to Jerusalem. They went to the Temple where Jesus began to teach about God. (SB16) Crowds of people gathered, eager to hear everything He had to say. (SB17) Even the other teachers who taught at the Temple stopped talking and went to listen to Jesus, too.

(SB18) "I am God's Son," Jesus told them all. "Whoever believes and obeys Me will get to live forever with God," Jesus proclaimed.

The other teachers were furious! "(SB19) We don't believe you! You aren't really God's Son," they said to Jesus. "You are lying. You deserve to die for saying you are God's Son!" and they picked up stones to throw at Jesus. They were going to kill Jesus!

(SB20) Jesus and His friends ran and hid. Would the teachers find Jesus and kill Him with their stones?

What do you think?

No, they would not. God protected Him.

When all was safe, Jesus and His friends came out of hiding. They (SB21, SB22) left the Temple grounds, and whom did they see?

Can you guess?

It was the man born blind.

No sooner had Jesus' friends seen the blind man, then that terrible question came out of their mouths: "Jesus, did this man or his parents do the terrible bad thing that made his eyes blind?" they asked.

"(SB23) You have it all wrong!" Jesus told them. "This man isn't blind because someone did something terribly bad. (SB24) It was God's plan to use his poor man's sadness for good --great good. I'm going to heal his eyes by God's power. God will use this to help many believe that I really am God's Son," Jesus declared.

Then, Jesus went to the blind man and knelt down next to him. He spit on the ground and mixed the spit with the dirt and made it into mud. What would Jesus do with that mud?

What do you think Jesus would do with it?

(SB25) Jesus smeared mud on the man's eyes and told him, "Go wash in the Pool of Siloam."

Why did Jesus do this? Was He making fun of this poor man? Did He want to make his sad life, even sadder?

What do you think?

The man would soon find out, and so will we! Down the narrow, cobblestone streets, the blind man made his way to (Move SB25) the Pool of Siloam. Even though he could not see, he knew how to get there. He had felt his way there many times.

Story with lines separating paragraphs (text in bold, optional interaction cues in italics)

At the pool, he dipped his hands into the cool water. He (SB26) brought them up to his face and washed off the mud. He opened his eyes and what do you think happened?

What do you think?

Yay! yay! yay! (SB27) That man born blind could see for the first time in his whole life! Jesus had healed him!

The happy man went home to share the news with his father and mother. What did he see as he went home? He saw the pool of sparkling water! He saw the big, tall walls and the huge gates. He saw the narrow, cobblestone streets and all the houses. He saw the market and the Temple. He saw his very own little house. (SB28) And then, he saw his very own parents for the first time!

"Jesus healed me! Now I can see!" the man exclaimed to his parents. How happy they must have been. After all these years, their son could see! They spread the good news to all who would listen.

(SB29) And those who heard the news rushed to the house to see for themselves! Sure, enough, it was true! The man born blind could see! They were amazed at what Jesus had done. "No one has ever healed a man born with blind eyes before. Jesus must be whom He says He is," they exclaimed. What good Jesus had begun to do through this man's blind eyes! Jesus had used them to help these people believe in Him!

Before long, Jesus' enemies, the Pharisees, heard what Jesus had done for the blind man. (SB30) He was taken to them to inspect his healing and make sense of it. These teachers couldn't doubt the amazing thing that Jesus had done, but still, they refused to believe in Jesus. "Jesus is a bad man! He is not God's Son," they said.

And what about the blind man who had been healed? What did he think?

Do you think he believed in Jesus?

Yes, he did! (SB31) He fell down before Jesus and worshipped Him. "Lord, I believe," he exclaimed.

What a day for that blind man and for his parents! Jesus had used this man's sadnesses for good --for great good, just as God had always planned. He healed his blind eyes. And best of all, He gave that man-- and many others-- faith to trust in Him as God's Son, their Savior. Now that is good --great, good!

Cracking the Case: (story wrap-up for Listening Assignments)

It's time to see how we did with our Listening Assignment.

Detective Dan's Lesson 1 Listening Assignment:

1. What was the sad thing the parents found out about their baby? He was blind.

2. What good did Jesus use this sad thing to do? To show God's great power and to help many people trust in Jesus as God's Son, the Savior, including the blind man, himself.

For You and Me:

Isn't it wonderful to know that God uses all of His people's sadnesses for good! God still uses His people's sadnesses for good, even today. And we can know that He will use all of our sadnesses for the good, too, if we turn away from our sins and trust in Jesus as our Savior. It is His promise to all who do.

Detective Dan's Lesson 2 Listening Assignment:
Our Bible Verse is Romans 8:28:

"And we know that in all things God works for the good of those who love him, who have been called according to His purpose."

1. What did many people say about the baby's blind eyes? Many people thought God was punishing the baby or his parents for something bad they had done.

2. What good purpose did God have for the baby's blind eyes? To show God's great power and to help many people trust in Jesus as God's Son, the Savior, including the blind man, himself.

For You and Me:

Those people were wrong, weren't they? God always planned to use that baby's blindness for good. He wasn't punishing them! Isn't it wonderful to know that God uses all of His people's sadnesses for good! God still uses His people's sadnesses for good, even today. And we can know that He will use all of our sadnesses for the good, too, if we turn away from our sins and trust in Jesus as our Savior. It is His promise to all who do.

Detective Dan's Lesson 3 Listening Assignment:

Our six clues were: a baby, the Temple, Jesus, a suitcase, a car, and a pool of water.

1. Which four belong in our story?

The baby, the Temple, Jesus and the pool of water belong. The suitcase and the car do not.

2. Who did the blind baby grow up to worship? Why?

Jesus. God gave him faith to believe in Jesus when Jesus healed his blind eyes.

For You and Me:

How kind it was of Jesus to heal the blind man! How even kinder it was of Jesus to give the blind man faith to believe that He was God's Son, the Savior. How many good things God used the blind man's sadness to do! God will use our sadnesses for good, too, when we turn away from our sins and trust in Jesus as our Savior. It is His promise to all who do.

The Gospel (story wrap-up if NOT using Listening Assignments)**Our Bible Truth is:**

How Can I Know What God Is Like?

It's More than They Could Ever Deserve!

God Uses Their Sadnesses for Good!

No one likes sadnesses, but we all have them. How wonderful is God's promise to use every single sadness of His people for their good and to show how great He is.

God's people greatest sadness is that they are sinners who chose to disobey God. But do you know that God has turned that greatest sadness into the greatest good? You see, God sent His Son, Jesus, to die on the cross and take His punishment for their sins. They are forgiven. They have become His dearly-loved people! And they will get to praise God forever for how much He has loved them through Jesus. We, too, can know God's forgiveness and become His people if we turn away from our sins and trust in Jesus as our Savior.

Close in prayer.

Closing ACTS Prayer

- A** We praise You, God, for being so good and so powerful! You even use all of Your people's sadnesses for their good. You show how good and great You are!
- C** God, You promise to use all things for the good in the lives of Your people, but many times we don't trust that You will. We act like Your plans aren't good or that You aren't really in control. Please forgive us! We need a Savior!
- T** Thank You for Your amazing promises to work good even in all of our sadnesses, when we trust in You as our Savior. Thank You that You can work good things in even the biggest sadnesses and the scariest things that happen to us. Thank You for the good You will do that we do not yet see.
- S** God, work deep inside our hearts. Help us to turn away from our sins and trust in Jesus as our Savior. Help us to love You and trust You. Do many good things even through our sadnesses --good things that show others how good and great You are.

In Jesus' name we pray, Amen.

Go to Lesson Plan, p.9 for the script to the rest of the lesson.



What is God's love for His people like?


VISUAL
AID

#1

take out



of BQB



ANSWER:

It's more than they could ever deserve!

The Big Question

Hold up the Big Question sign for all the children to see, and say:

The Big Question we are investigating today is
Big Question Number 8:

What Is God's Love for His People Like?
and the Answer is:
It's More than They Could Ever Deserve!

Meaning:

God has a special people He loves. They come from all over the world. They've lived in every time --from long ago, all the way up to today. And there are millions and millions of them!

There is nothing better than being one of God's special people! God has adopted them as His children. He promises to love and care for them always. He gives them special closeness with Him in their heart; and one day when they die, they will go to live with Him forever.

God's people know His love for them is more than they could ever deserve. They know God didn't make them His special people because they were so good. They are sinners who have disobeyed His good laws, just like everyone else. God just loves them just because He loves them.

God's love for His people is the biggest love there will ever be. It's so big that God sent His Son, Jesus, to suffer and die on the cross to pay for their sins. That was the only way they could become His people. You and I can become God's people when we turn away from our sins and trust in Jesus as our Savior.

Let's sing our Big Question Song: "


Big Q & A 8 Song

*DDD NIV Songs 8, track 12
(Adapted version of "Baa. Baa. Black Sheep")*


What is God's love for His people like?
More than they could ever deserve!
What is God's love for His people like?
What is God's love for His people like?
What is God's love for His people like?
More than they could ever deserve!

BIG QUESTION 8: Four truths about God's love


1.



2.



3.



4.

Visual
Aid



#2

This Unit's Bible Truths

"It's More than They Could Ever Deserve" is a good beginning, but there's so more to learn. So it's time for us to dig down even deeper for more answers to our Big Question about God. We're going to be learning FOUR Bible truths that all tell us more about God's love for His people.

Who would like to hand me the picture with our four Bible truths on it? It's in the Big Question Box/Briefcase."

Choose a child to get it and hand it to you, then hold it up and show them the pictures of the four truths they will be learning.


After everyone has had a good look say...

"Ok, we've learned two truths about God's love for His people. They are: "God Gave His Son, Jesus, to Save Them" and, "God Always Takes Care of Them" (point to pictures as you identify each Bible Truth). Now let's look at our Bible Truth Clue sign and see if we can figure out which of these four truths we will be learning about today. Who would like to get it out of the Big Question Briefcase for me?"

Choose a child to open the briefcase, take out the Bible Truth Clue sign and hand it to you.

CAN YOU GUESS BIBLE TRUTH 3?

What Is God's Love for His People Like?
It's More than They Could Ever Deserve...
God Uses Their ??? for Good!



HINT: What is the opposite of
"happiness?" It starts with an "S"
and it rhymes with "gladnesses."

God Uses Their SADNESSES for Good!

Revealing the Bible Truth

We Are Learning

Hold up the front side for the children to see. Cover up the answer, written along the bottom, and say:

**"What Is God's Love for His People Like?
It's More than They Could Ever Deserve...
God Uses Their ??? for Good!**

We're missing one word. Here's the hint to what the missing word is. It says: "What is the opposite of "happiness?" It starts with an "S" and rhymes with "gladnesses."

Can you guess? It's "sadnesses."

So the Bible Truth we are learning today is:

(uncover answer from bottom of sign, show it to them and say:)

**"What Is God's Love for His People Like?
It's More than They Could Ever Deserve...
God Uses Their Sadnesses for Good!**

And here is what this Bible Truth means:


(read the meaning off of the back of the sign, say:)

Everyone has troubles. We all have times when we are sad or scared. Sometimes people are mean to us. Sometimes bad things happen to us or to the people we love.

When bad things happen to God's people, they keep on trusting in Him. They know God loves them and that He is in control. They know that He promises to use every trouble they have for their good and to show how good and powerful He is. And, while sometimes it may be hard to see what good God could possibly bring through their troubles, God's people know that one day they will understand His good plans. And on that day, they will have nothing but praise for God, when they see how He truly did work all things for good in their lives.

And that's why God's people can praise and thank God now for those good things, even before they know what they are, and even while they are still in the middle of their sadnesses. God is that good! They can trust Him that much, even with what they don't yet understand.

We can become God's people when we turn away from our sins and trust in Jesus as our Savior.



**"And we know that in all things God works for the good of those who love him,
who have been called according to His purpose." Romans 8:28**

Bible Truth 3 Bible Verse

Remove the Bible Verse Picture from the "Bible" folder and hold it up for all the children to see, then say:

Romans 8:28 tells us:

Romans 8:28

"And we know that in all things God works for the good of those who love him, who have been called according to His purpose."

Learn a Little: "In all things God works for the good of those who love him."

What does that mean?

These verses remind us that God's people are those who love Him. In His great love, He has called them to turn away from their sins and trust in Jesus for the forgiveness of their sins. This is what it means to be justified.

But being justified is just the beginning of God's good plans for His people. He also planned for all things in their lives—both enjoyable things and hard things—to be for the good purpose of making them more like Jesus. Yes, God planned to use all of these things to prepare His people for life with Him in heaven. What will life in heaven be like for them? There, they will be glorified! They will be freed from sin forever! God will make them a pure reflection of His glory. This is God's wonderful plan for making everything in His people's lives for their good and His glory. We can become God's people by turning away from our sins and trusting in Jesus as our Savior.

"We've said our Bible verse, now let's sing it!"

"We've said our Bible verse, now let's sing it!"

All Things:

Romans 9:28-29

DDD NIV Songs 8, track 23

All things, yes, all things,
And we know that in all things, God works for the good,
Of those who love Him, Who have been called,
Called according to His purpose.

(But why? What was God doing for His people?)

For those God foreknew,
He also predestined, He predestined,
To be conformed, to be conformed,
To the likeness of His Son.

(But why? What was God doing for Jesus?)

That He, That He might be,
The firstborn among many, many, of many, brothers,
So He might be firstborn of many brothers.
Romans Eight, twenty-eight and twenty-nine.

"Now it's time to do a bit more deep down investigating. Let's see what Detective Dan wants us to help him figure out. Would someone like to get it out for me?"

take out




of BQB

Place in



Visual Aid



Detective Dan's Listening Assignment #1

Detective Dan's

Listening Assignment #1



Hi, Deep Down Detectives!

I'm working on a brand-new case called:

"The Case of the Sad Thing that Did Good."

I need to find out:

1. What was the sad thing the parents found out about their baby?

AND

2. What good did Jesus use this sad thing to do?

Can you help me? Listen carefully to the story and you might just hear the answers!

Thanks!

Detective Dan

Then say, "Ok, Deep Down Detectives! Put on your best listening ears and see if you can hear the answers to Detective Dan's questions. When I finish telling the story, we will see if we can answer all of his questions."

Read the Bible Truth story, putting up the storyboard pictures/Story Scenes as you tell it. At the end of the story, repeat the questions and lead the children in answering them. Present the gospel and close in prayer.

Answers to assignment questions, the gospel and ACTS prayer are also included at the end of the story text.

Answers:

1. **What was the sad thing the parents found out about their baby?** He was blind.

2. **What good did Jesus use this sad thing to do?** To show God's great power and to help many people trust in Jesus as God's Son, the Savior, including the blind man, himself.

For You and Me

Isn't it wonderful to know that God uses all of His people's sadnesses for good! God still uses His people's sadnesses for good, even today. And we can know that He will use all of our sadnesses for the good, too, if we turn away from our sins and trust in Jesus as our Savior. It is His promise to all who do.



Detective Dan's Listening Assignment #2

Detective Dan's

Listening Assignment #2



Hi, Deep Down Detectives!

I'm still working on the case called:

"The Case of the Sad Thing that Did Good."

Our Bible Verse is Romans 8:28

"And we know that in all things God works for the good of those who love him, who have been called according to His purpose."

I need to find out:

1. What did many people say about the baby's blind eyes?

AND

2. What good purpose did God have for the baby's blind eyes?

Can you help me? Listen carefully to the story and you might just hear the answers!

Thanks for your help!

Detective Dan

Then say, "Ok, Deep Down Detectives! Put on your best listening ears and see if you can hear the answers to Detective Dan's questions. When I finish telling the story, we will see if we can answer all of his questions."

Read the Bible Truth story, putting up the storyboard pictures/Story Scenes as you tell it. At the end of the story, repeat the questions and lead the children in answering them. Present the gospel and close in prayer.

Answers to assignment questions, the gospel and ACTS prayer are also included at the end of the story text.

Answers:

Our Bible Verse is Romans 8:28

"And we know that in all things God works for the good of those who love him, who have been called according to His purpose." "

I need to find out:

1. **What did many people say about the baby's blind eyes?** Many people thought God was punishing the baby or his parents for something bad they had done.

2. **What good purpose did God have for the baby's blind eyes?** To show God's great power and to help many people trust in Jesus as God's Son, the Savior, including the blind man, himself.

For You and Me:

Those people were wrong, weren't they? God always planned to use that baby's blindness for good. He wasn't punishing them! Isn't it wonderful to know that God uses all of His people's sadnesses for good! God still uses His people's sadnesses for good, even today. And we can know that He will use all of our sadnesses for the good, too, if we turn away from our sins and trust in Jesus as our Savior. It is His promise to all who do.

take out



of BQB

Visual
Aid



Detective Dan's Listening Assignment #3

Detective Dan's

Listening Assignment #3



Hi, Deep Down Detectives!

I'm still working on the case called:

"The Case of the Sad Thing that Did Good."

I found SIX clues, but TWO of them are NOT in the story. They are: a baby, the Temple, Jesus, a suitcase, a car, and a pool of water.

Hold up each of the six pictures for the children to see as you identify them. Better yet, put them up on your flannelgraph board, off to one side.

I need to know:

1. Which FOUR pictures belong in the story and which TWO do NOT?

2. Who did the blind baby grow up to worship? Why?

Can you help me? Listen carefully to the story and you might just hear the answers!

Thanks!

Detective Dan

Then say, "Ok, Deep Down Detectives! Put on your best listening ears and see if you can hear the answers to Detective Dan's questions. When I finish telling the story, we will see if we can answer all of his questions."

Read the Bible Truth story, putting up the storyboard pictures/Story Scenes as you tell it. At the end of the story, repeat the questions and lead the children in answering them. Present the gospel and close in prayer.

Answers to assignment questions, the gospel and ACTS prayer are also included at the end of the story text.

Answers:

1. Which four belong in our story?


The baby, the Temple, Jesus and the pool of water belong. The suitcase and the car do not.

2. Who did the blind baby grow up to worship? Why? Jesus. God gave him faith to believe in Jesus when Jesus healed his blind eyes.

For You and Me:

How kind it was of Jesus to heal the blind man! How even kinder it was of Jesus to give the blind man faith to believe that He was God's Son, the Savior. How many good things God used the blind man's sadness to do! God will use our sadnesses for good, too, when we turn away from our sins and trust in Jesus as our Savior. It is His promise to all who do.

The Temple



A Baby





DDD 8.3 Lesson 3 Listening Assignment Clue Picture 2 for kids




DDD 8.3 Lesson 3 Listening Assignment Clue Picture1 for kids

A Suitcase



Jesus






DDD 8.3 Lesson 3 Listening Assignment Clue Picture3 for kids



DDD 8.3 Lesson 3 Listening Assignment Clue Picture 4 for kids

A Pool of Water



A Car





DDD 8.13 Lesson 3 Listening Assignment Clue Picture 5 for



DDD 8.3 Lesson 3 Listening Assignment Clue Picture 6 for kids

Big Question 8, Bible Truth 3 Storyboard Background Pictures Key (BG)

Put these pictures in place on your storyboard BEFORE you tell your story.

**BG1 Big and Little Houses
along Cobblestone Streets**



Big Question 8, Bible Truth 3 Storyboard Pictures Key (SB)

Store these pictures in numerical order in your DDD Bible Folder.

Add these to your story as you tell it. Numbers correspond to placement order.

SB1 Big Walls and Gates of Jerusalem



SB2 Cobblestone Streets



SB3 Water Fountains and Pools



SB4 Marketplace



SB5 Temple



SB6 People Worshipping in Temple



SB7 Happy Couple with Baby



SB8 Sad Couple with Blind Baby



SB9 Sad Neighbors



SB10 Your Baby Is Blind Because of Sin



SB11 Baby Grows Up



SB12 Blind Man Walking Around Jerusalem



SB13 Blind Man Begging



SB14 People's Questions



SB15 Jesus and Disciples



SB16 Crowd Gathers to Listen



SB17 Teachers Listen, Too



SB18 Believe in Me and Have Eternal Life



SB19 Jesus Is Lying, He Should Die



SB20 Jesus and Disciples Hiding



SB21 Jesus' Disciples Ask about Blind Man



SB22 Jesus with Blind Man



SB23 Not Because of Sin



SB24 God's Good Plan



SB25 Blind Man with Mud on Eyes



SB26 Washing Off Mud



SB27 Seeing!



SB28 Sharing with Parents



SB29 Is This Really the Blind Man?




SB30 Teachers Say Jesus and Blind Man Are Sinners



SB31 Blind Man Believes in Jesus



Note: Use sticky tac putty rather than velcro on back of pictures placed on top of other pictures.



NOTE:

Some of the larger images are assembled from two or more pages. You can make these easier to fold by leaving a small gap in the lamination between the pieces. This allows you to fold the image along the gap.





leave slight gap here
to create a “hinge” for
easy folding



BG1 Big and Little Houses
Along Cobblestone Streets Pt 1 of 2
DDD 8.3 Story
Glue together and laminate
Place on board BEFORE telling story





BG1 Big and Little Houses
Along Cobblestone Streets Pt 2 of 2
DDD 8.3 Story
Glue together and laminate
Place on board BEFORE telling story



SB1 Big Walls and Gates of
Jerusalem Pt 1 of 2
DDD 8.3 Story
Glue together and laminate

SB31 Blind Man Believes in Jesus
DDD 8.3 Story



SB11 Baby Grows Up
DDD 8.3 Story



SB1 Big Walls and Gates of
Jerusalem Pt 2 of 2
DDD 8.3 Story
Glue together and laminate

SB28 Sharing with Parents
DDD 8.3 Story



SB30 Teachers Say Jesus and
Blind Man Are Sinners
DDD 8.3 Story



SB2 Cobblestone Streets
DDD 8.3 Story

SB6 People Worshipping
in Temple
DDD 8.3 Story

SB9 Sad Neighbors
DDD 8.3 Story





SB23 Not Because of Sin DDD 8.3 Story

SB3 Water Fountains
and Pools
DDD 8.3 Story

SB29 Neighbors Ask about
Blind Man
DDD 8.3 Story




SB4 Marketplace
DDD 8.3 Story





SB5 Temple
Pt 1 of 3
DDD 8.3 Story
Glue together and laminate

SB7 Happy Couple with Baby
DDD 8.3 Story

SB5 Temple
Pt 2 of 3
DDD 8.3 Story
Glue together and laminate




SB5 Temple
Pt 3 of 3
DDD 8.3 Story
Glue together and laminate



SB19 Jesus Is Lying,
He Should Die
DDD 8.3 Story

SB18 Believe in Me and Have Eternal Life
DDD 8.3 Story

SB10 Your Baby Is Blind
Because of Sin
DDD 8.3 Story





SB13 Blind Man Begging
DDD 8.3 Story

SB12 Blind Man Walking
Around Jerusalem DDD 8.3 Story

SB14 People's Questions
DDD 8.3 Story

SB17 Teachers Listen, Too
DDD 8.3 Story

SB25 Blind Man with Mud on Eyes
DDD 8.3 Story




SB15 Jesus and Disciples
DDD 8.3 Story

SB20 Jesus and Disciples Hiding
DDD 8.3 Story

SB24 God's Good Plan
DDD 8.3 Story


SB27 Seeing!
DDD 8.3 Story



SB16 Crowd Gathers to Listen
DDD 8.3 Story

SB8 Sad Couple with Blind Baby
DDD 8.3 Story

SB26 Washing Off Mud
DDD 8.3 Story



SB22 Jesus with Blind Man
DDD 8.3 Story

SB21 Jesus' Disciples Ask
about Blind Man
DDD 8.3 Story

DEEP DOWN DETECTIVES



Visual Aids

Unit 8,

Bible Truth 4

About the Deep Down Detectives Visual Aids

How Are They Used?



The Deep Down Detectives Visual Aids book is a companion resource to be used alongside the Deep Down Detectives Core Curriculum book for each unit. These colorful pictures are used in presenting the key concepts; telling the Bible stories; and, in playing the Bible Story Review games.

What Do They Include?



There are five, different resources included in this book:

1. Key Concept Visual Aids-- colorful signs of the Big Question and Answer, the Bible Truth, the Bible verse, and the Listening Assignments to use with the 3 lessons for each Bible Truth.

2. The Storyboard Picture Key--a who's who of the pictures in thumbnail size. Some pictures are labeled "BG." These are your background pictures that you put on the storyboard before telling the story. The rest of the pictures are labeled "SB." These are pictures you put up on the storyboard as you tell the story.


3. Storyboard Suggested Picture Placement page--where to place the pictures on your storyboard.

4. The pictures, themselves. Notice that each picture is identified and numbered on the back for easy reference. The numbers correspond to the numbers in the Picture Placement Key and in the actually story script (found in the Core Curriculum book.)

5. Directions for making the Deep Down Detectives "Bible" Folder and the **back/front images** to paste in place when making it. (Larger back/front images are found online with the curriculum.)

Directions for how to make a homemade flannelgraph storyboard and sturdy storyboard pictures are found in **Appendix E in the Core Curriculum book.**

Ready, Set, Rip It Out!



This book is meant to be ripped up and made into your visual aids. The key concept signs can be cut out and laminated or slipped into sheet protectors. Cut out around the storyboard images and ideally, laminate these. Some of the biggest pictures actually need to be stuck together, before laminating.

Store It!



Deep Down Detectives is a curriculum that can be used over and over. Store your visual aids and storyboard pictures after using them and they will serve you for many years. We store ours in manilla envelopes and then put them (along with all the rest of the curriculum) in magazine files, labeled by Bible Truth. If you have multiple classes using the curriculum, store each set of resources in separate manilla envelopes. This will make prep much simpler, second time around.

Replacement Storyboard Pictures



You can always purchase this book again or simply go online and print out any pictures that go missing.

Two Sizes of Storyboard Pictures



There are two sizes of storyboard pictures to choose from: the standard, large format pictures; or, the smaller format pictures. The larger pictures are best for a big classroom and a storyboard that is at least 36" x 48." (We actually make a whole section of a wall into a felt storyboard!) The small format pictures are created to fit smaller storyboards--in the 24" x 36" to 36" by 48" range. They are most useful in the smaller class or for use at home.

The Case of the One Who Would Not Stop*1 & 2 Samuel, Psalms 16, 23***Story-telling Tips**

Ahead of time:

1. Read the Bible verses and story. Pray!
2. Choose story action cues and/or prepare storyboard figures, if using. (Included in Visual Aids book)
3. Practice telling story with the storyboard pictures, timing your presentation. Shorten, if necessary.

During your presentation:

1. Maintain as much eye contact as possible as you tell the story.
2. Put up storyboard figures/add story action cues as you tell the story. Allow the children to help you put them on the board, if desired.
3. Include the children in your story with a few questions about what they think will happen or words/concepts that might be new to them.
4. Watch the kids for signs that their attention span has been reached. Shorten, if necessary.

INTRODUCTION/ LISTENING ASSIGNMENTS

"Our story is called: The Case of the One Who Would Not Stop. Here is your listening assignment..." *Read from Detective Dan's Listening Assignment signs, but questions are summarized below:*

Detective Dan's Lesson #1 Listening Assignment:

I need to find out:

- 1. Who was the One who would not stop loving David?**
- 2. Why was it surprising that He would not stop loving him?**

Detective Dan's Lesson #2 Listening Assignment:**Our Bible Verse is Hosea 2:19:***"I will betroth you to me forever; I will betroth you in righteousness and justice, in love and compassion."*

I need to find out:

- 1. Who did the LORD love with this kind of unstoppable love in our story?**
- 2. How did the LORD show His love and compassion to this person?**

Detective Dan's Lesson #3 Listening Assignment:

I found six clues, but only 4 of them are in the story.

They are: A harp, a very tall man, a butterfly, a son named Absalom, a cake, and a cave.

Hold each of them up for the children to see as you identify them.

I need to figure out:

- 1. Which four belong in our story?**
- 2. Who asked God to forgive his sins? Who sang praises to God?**

Read the assignment questions, THEN SAY,

"Ok, Deep Down Detectives! Put on your best listening ears and see if you can hear the answers to Detective Dan's questions. When I finish telling the story, we will see if we can answer all the questions."

*Read the Bible Truth story, answer questions, present the gospel and lead in prayer.**Answers to questions; the gospel; and, ACTS prayer are included with the story text.*

The Case of the One Who Would Not Stop 1 & 2 Samuel, Psalms 16, 23

Story with lines separating paragraphs (text in bold, optional interaction cues in italics) Numbers correspond to storyboard pictures and placement upon the storyboard. Always feel free to use less pictures, if it's best for your kids. Simply black out the numbers next to pictures you do not plan to use. All pictures are found in the Visual Aids book. Put BG (background) pictures on storyboard ahead of time. SB pictures (listed below in story text) are added to board as you tell the story. These numbers are also found on the back of each picture.

Tip: Stack pictures in numerical before telling story for easy use. Use sticky-back velcro to attach pictures to storyboard felt. Use sticky-tac putty to stick a picture on top of another picture.

Our story today is about one of the most famous people in the whole Bible. Let me tell you some of the good things he is famous for. Maybe you can guess his name.

When this man was just a boy, (SB1) he took care of his father's sheep. He made up many beautiful songs about God. He sang them and played them on his harp as he watched the sheep. This boy was a very good and very brave shepherd. (SB2) He even fought off lions and bears with his sling and sometimes with his bare hands!

A few years later, (SB3) this young man faced a giant soldier named Goliath. Goliath was threatening the armies of Israel and shouting out terrible things about the LORD. All the soldiers of Israel were too scared to fight Goliath, but not this young man. With his sling and one, smooth stone, the LORD helped him fight Goliath and (SB4) win. (SB5) King Saul saw how brave he was and made him one of his greatest soldiers!

This young man grew up to be (SB6, SB7) a great king, himself. He took good care of the people of Israel for many years. He captured the beautiful city of Jerusalem and built a fine palace there. How God blessed the people of Israel through this man!

But even though life was so good, this man never forgot the LORD. He (SB8) kept writing songs to the LORD. He sang them and he shared them with other people to sing, too. Sometimes thousands of people would sing his songs as they gathered together to worship the LORD. Many of his songs are written down in the Bible, God's Word, and we still enjoy reading them and singing them today.

Can you guess the name of this very famous Bible man? I bet you can!

Can you guess?

His name was David! And yes, he was a man who did many good things, even great things.

But did you know that David was also a man who suffered some very sad things, too? David had many enemies who tried to kill him, (SB9) including King Saul, the very king David had once served so faithfully. Saul was jealous of David and wanted him dead. (Move BG3 to reveal SB10) He and his soldiers chased David for years, trying to kill him, even though David never did anything wrong to him.

And, don't think David never did anything bad, because he did. He was a sinner just like the rest of us! When David became king, he (SB11) saw a beautiful woman named Bathsheba and he took her to be his. But (SB12) Bathsheba was already the wife of Uriah, one of his bravest, most faithful soldiers. David (SB13) made a tricky plan to get rid of Uriah, so he could hide what he had done. He (SB14) had Uriah killed in a fierce battle, so it would look like it was an accident! Then, (SB15) David took Bathsheba to be his own wife.

One of David's greatest sadnesses came from his son, Absalom. Absalom turned against David. (SB16) Absalom made a tricky plan to get rid of David, so he could be king in David's place. Absalom turned many of the people against David, too. (SB17) David had to run away from his palace in Jerusalem and hide in the wilderness. (SB18) Many people wept as David left Jerusalem; but others, like Shimei, called David bad names, and even threw rocks at him.

(SB19) David and his friends camped out in the dry, lonely wilderness, so Absalom's men wouldn't find him. David did go back to be king in Jerusalem again, but only after (SB20) Absalom had been killed. How sad David was! How David loved Absalom and missed him, even though he had treated David so terribly!

Story with lines separating paragraphs (text in bold, optional interaction cues in italics)

So, yes, David WAS a man who did many good, even great things. But David was also a man who suffered some very sad things, and even did some very bad things.

But there is something else you need to know about David. Something that was more important than all these other things. It was the WHY behind all those great, good things that David did. And, it was HOW David made it through all those bad and sad things.

The WHY and HOW behind them all was Someone who loved David. WHO do you think it was?

Can you guess?

It was the LORD! The LORD loved David so much! And it was His great love for David that (SB21) gave David the courage to fight off lions and bears. It was God's great love for David that gave him the courage to face the fierce giant, Goliath. And, it was God's great love that helped David to care for the people of Israel as their king, and made David want to sing all those beautiful songs about God. Yes, the LORD's great love for David was behind all the great and good things that David did.

But, what happened to God's great love for David when David did those bad things and went through all those sad things? Did it go away? No, it did not. God's love for David never stopped. He kept on loving David and kept on helping him, even then.

In His great love for David, (SB22) the LORD sent the prophet Nathan to help David see his sins, turn away from them, and ask for forgiveness. Do you think the LORD forgave David?

What do you think?

Yes, He did!

And, it was God's great love that (SB23) comforted David when King Saul tried to kill him. God provided David with everything he needed, all those years when he had to hide from Saul and his soldiers. And, it was (SB24) God's love for David that later protected him from Absalom and the others who wanted to kill him.

Yes, God's love for David was WHY David did ALL the great, good things he did. And, it was HOW David made it through ALL the bad and sad things.

But God's great love for David did something else, too. His love filled David's heart with great love for... Can you guess who?

Can you guess?

For God! No wonder (SB25) he sang to the LORD so many songs!

When LORD protected David from Saul and his soldiers, (SB26) David sang: "I love you, O LORD. You are my strength. You will deliver me and save me from my enemies. I praise Your name!" (from Psalm 18:1-3)

Story with lines separating paragraphs (text in bold, optional interaction cues in italics)

And, when the LORD used Nathan to show David his sin, (SB27) David sang: "Have mercy on me, O God, according to your steadfast love, take away my sins... Deliver me, my God, my Savior, and I will sing aloud of your perfect goodness. I will praise you!" (from Psalm 51:1-2,14)

And even when Absalom tried to kill him, David sang to God, out in the wilderness: (SB28) "O LORD, how many are my enemies! Many are saying You will not save me. But you, O LORD, are a shield about me. You hear my prayers and You will take care of me. I will not be afraid of many thousands of people who have set themselves against me all around me. You will rescue me from my enemies. You will save me!" (from Psalm 3)

Yes, the LORD filled David's heart with songs of love for Him.

So, every day of David's life—in the great and good times, and even the bad and sad times—David praised the LORD for His great love for him. It was a love that never stopped.

But most of all, David looked forward to the day when God's greatest promise to him and all of God's people will come true. David sang about it, too. Do you know what that greatest promise is?

Do you know what it is?

God's greatest promise (SB29) is to bring His people home to live with Him forever. Then, at last, they will enjoy God's love for them in the closest, most wonderful ways. That's why David sang: "Surely the LORD will show me goodness and mercy all the days of my life, and I will go to live with Him forever." (from Psalm 23:6)

For David knew the same thing that we are learning today: God's love for His people is more than they could ever deserve. It goes on and on. God will never stop loving His people. This was the most wonderful thing that David could think of. And, it's what he, along with all of God's people who have already died, is enjoying right now, and will keep on enjoying forever.

We can enjoy God's amazing, unending love, too, if we turn away from our sins and trust in Jesus as our Savior. This is how we become God's people. Ask Him to help you!

Cracking the Case: (story wrap-up for Listening Assignments)

It's time to see how we did with our Listening Assignment.

Detective Dan's Lesson 1 Listening Assignment:

1. Who was the One who would not stop loving David? The LORD.

2. Why was it surprising that He would not stop loving him? Because David did some very bad things that broke God's law.

For You and Me:

Like David, we, too, are sinners. We do not deserve God's love. We deserve His punishment. How sad! But the great news is that God offers to forgive our sins and make us His people when we turn from our sins and trust in Jesus as our Savior. Like David, we can know God and His great love forever!

Detective Dan's Lesson 2 Listening Assignment:**Our Bible Verse is: Hosea 2:19:**

"I will betroth you to me forever; I will betroth you in righteousness and justice, in love and compassion."

1. Who did the LORD love with this kind of unstoppable love in our story? David.

2. How did the LORD show His love and compassion to this person? He helped David do the good things that David did. He helped David see that he was a sinner and turn away from his sins when he did bad things. He took care of David through all the sad times, too. He never stopped loving David throughout his whole life.

For You and Me

David knew the LORD's unstoppable love and so can we! How? By turning away from our sins and trusting in Jesus as our Savior. This is how we become God's dearly-loved people forever!

Detective Dan's Lesson 3 Listening Assignment:

Our six clues were: a harp, a very tall man, a butterfly, a son named Absalom, a cake, and a cave.

1. Which four belong in our story?

The harp, the very tall man, Absalom and the cave belong in the story. The butterfly and the cake do not.

2. Who asked God to forgive his sins? Who sang praises to God? David asked God to forgive his sins. David sang praises to God for all of His unfailing love.

For You and Me:

David knew the LORD's unstoppable love and so can we! How? By turning away from our sins and trusting in Jesus as our Savior. This is how we become God's dearly-loved people forever!

The Gospel (story wrap-up if NOT using Listening Assignments)**Our Bible Truth is:**

What Is God's Love for His People Like?

It's More than They Could Ever Deserve...

God Will Never Stop Loving His People!

Why does God keep on loving His people this way, even though they are all sinners who have rebelled against Him? It is because of Jesus!

God sent Jesus to live the perfect life that we should have lived, but never did. On the cross, Jesus gave His perfect life as the full payment for the sins of God's people so they could be forgiven and know special closeness with God as their Heavenly Father.

On the third day, Jesus rose from the dead, proving He had really beaten sin and death for them, once and for all! That's why God loves His people, even though they are sinners. And that's why His love for His people will go on forever and ever. Jesus paid it all!

How wonderful it is to be one of God's people, forever loved by Him! You and me, we can know God's forever love, too, when we turn away from our sins and trust in Jesus as our Savior. God will forgive our sins, too, and we will enjoy wonderful special closeness with God as His special people, now and forever.

Close in prayer.

Closing ACTS Prayer

- A** We praise You, God, for being so full of love for Your people. You love them with a love that will never, ever end.
- C** God, You offer us a love that will never end, but many times, we choose to not love You. We choose to live life our own way, even if it means breaking Your good laws. Please forgive us! We need a Savior!
- T** Thank You, God, for sending Jesus to be our Savior. Thank You that all who put their trust in You can rest in Your love forever.
- S** God, work deep inside our hearts! Help us to turn away from our sins and trust in Jesus as our Savior. Help us to love You and help us to know Your love. Make us Your people who enjoy Your love forever.

In Jesus' name, we pray. Amen.

Go to Lesson Plan, p.9 for the script to the rest of the lesson.

BIG QUESTION 8



What is God's love for His people like?


VISUAL
AID

#1

take out



of BQB



ANSWER:

It's more than they could ever deserve!

DDD 8 Big Question and Answer Sign

The Big Question

Hold up the Big Question sign for all the children to see, and say:

The Big Question we are investigating today is
Big Question Number 8:

What Is God's Love for His People Like?
and the Answer is:
It's More than They Could Ever Deserve!

Meaning:

God has a special people He loves. They come from all over the world. They've lived in every time --from long ago, all the way up to today. And there are millions and millions of them!

There is nothing better than being one of God's special people! God has adopted them as His children. He promises to love and care for them always. He gives them special closeness with Him in their heart; and one day when they die, they will go to live with Him forever.

God's people know His love for them is more than they could ever deserve. They know God didn't make them His special people because they were so good. They are sinners who have disobeyed His good laws, just like everyone else. God just loves them just because He loves them.

God's love for His people is the biggest love there will ever be. It's so big that God sent His Son, Jesus, to suffer and die on the cross to pay for their sins. That was the only way they could become His people. You and I can become God's people when we turn away from our sins and trust in Jesus as our Savior.

Let's sing our Big Question Song: "


Big Q & A 8 Song

*DDD NIV Songs 8, track 12
(Adapted version of "Baa. Baa. Black Sheep")*


What is God's love for His people like?
More than they could ever deserve!
What is God's love for His people like?
What is God's love for His people like?
What is God's love for His people like?
More than they could ever deserve!

BIG QUESTION 8: Four truths about God's love

1.



2.



3.



4.

Visual
Aid

#2



This Unit's Bible Truths

"It's More than They Could Ever Deserve" is a good beginning, but there's so more to learn. So it's time for us to dig down even deeper for more answers to our Big Question about God. We're going to be learning FOUR Bible truths that all tell us more about God's love for His people.

Who would like to hand me the picture with our four Bible truths on it? It's in the Big Question Box/Briefcase."

Choose a child to get it and hand it to you, then hold it up and show them the pictures of the four truths they will be learning.

After everyone has had a good look say...

"Ok, we've learned three truths about God's love for His people. They are: "God Gave His Son, Jesus, to Save Them", "God Always Takes Care of Them"; and, "God Uses Their Sadnesses for Good." (point to pictures as you identify each Bible Truth). Now let's look at our Bible Truth Clue sign and see if we can figure out which of these four truths we will be learning about today. Who would like to get it out of the Big Question Briefcase for me?"


Choose a child to open the briefcase, take out the Bible Truth Clue sign and hand it to you.

CAN YOU GUESS BIBLE TRUTH 4?

What Is God's Love for His People Like?
It's More than They Could Ever Deserve...
God Will Never ???
Loving His People!

HINT: What is the opposite of "Go"?
It starts with the letter "S" and
it rhymes with "hop."

God Will Never **STOP** Loving His People!



Visual take out

Aid

#3



of BQB

Revealing the Bible Truth We Are Learning

Hold up the front side for the children to see. Cover up the answer, written along the bottom, and say:

**“What Is God’s Love for His People Like?
It’s More than They Could Ever Deserve...
God Will Never ???? Loving His People!**

We’re missing one word. Here’s the hint to what the missing word is. It says: “What is the opposite of “go”? It starts with the letter “S” and it rhymes with “hop.”

Can you guess? It’s “stop.”

So the Bible Truth we are learning today is:

(uncover answer from bottom of sign, show it to them and say:)

**“What Is God’s Love for His People Like?
It’s More than They Could Ever Deserve...
God Will Never STOP Loving His People!**

And here is what this Bible Truth means:

(read the meaning off of the back of the sign, say:)

Our love for others changes. Sometimes we love others a lot. Sometimes we don’t love them very much.

But God’s love for His people is not like that. God’s love for His people never changes. God loved His people before they loved Him or even knew Him. He paid for their sins through Jesus’ perfect life, when He suffered and died on the cross. He adopts them as His people, when they turn away from their sins and trust in Jesus as their Savior. Nothing will ever stop God from loving His people! They are bound in love to Him through Jesus, and that is a love that will never, ever end! We can become God’s people when we turn away from our sins and trust in Jesus as our Savior.

THE LORD

Visual Aid

#4

Place
verse in



Take out



**"I will betroth you to me forever; I will betroth you in righteousness and justice,
in love and compassion." Hosea 2:19**

Bible Truth 4 Bible Verse

Remove the Bible Verse Picture from the "Bible" folder and hold it up for all the children to see, then say:

Hosea 2:19 tells us:

Hosea 2:19

"I will betroth you to me forever; I will betroth you in righteousness and justice, in love and compassion."

Learn a Little: "I will betroth you to me forever... in love."

What does that mean?

To be betrothed to someone is to make a special promise to love them always. Men and women in Bible times used to make special betrothal promises to each other before they got married.

In the Bible, God tells us that He betroths Himself to His people. That means He promises to always love them. He will always be faithful to them. He will always love and care for them. He will always be righteous and just in how He treats them--that means He will always love His people by doing the right thing. He will never do anything evil or treat them badly. He will always show them mercy and treat them with tenderness and kindness.

The Bible also tells us that at the end of time, all of God's people will live with God forever. Jesus will be like the bridegroom who greets his bride on his wedding day with great joy and begins his life with the one he loves. There will never be anything better than this life with God!

We can become God's people when we turn away from our sins and trust in Jesus as our Savior.

"We've said our Bible verse, now let's sing it!"

I Will Betroth You to Me:

Hosea 2:19

DDD NIV Songs 8, track 24

I will betroth you to me forever,
I will betroth you to me forever,
In righteousness and justice,
In love and compassion.
I will betroth you to me forever,
Hosea Two, nineteen.

"Now it's time to do a bit more deep down investigating. Let's see what Detective Dan wants us to help him figure out. Would someone like to get it out for me?"

take out



of BQB

Place in



Visual Aid



Detective Dan's Listening Assignment #1

Detective Dan's

Listening Assignment #1



Hi, Deep Down Detectives!

I'm working on a brand-new case called:

"The Case of the One Who Would Not Stop."

I need to find out:

1. Who was the One who would not stop loving David?

AND

2. Why was it surprising that He would not stop loving him?

Can you help me? Listen carefully to the story and you might just hear the answers!

Thanks!

Detective Dan

Then say, "Ok, Deep Down Detectives! Put on your best listening ears and see if you can hear the answers to Detective Dan's questions. When I finish telling the story, we will see if we can answer all of his questions."

Read the Bible Truth story, putting up the storyboard pictures/Story Scenes as you tell it. At the end of the story, repeat the questions and lead the children in answering them. Present the gospel and close in prayer.

*Answers to assignment questions, the gospel and ACTS prayer are also included at the end of the story text. *


Answers:

1. Who was the One who would not stop loving David? The LORD.

2. Why was it surprising that He would not stop loving him? Because David did some very bad things that broke God's law.

For You and Me:

Like David, we, too, are sinners. We do not deserve God's love. We deserve His punishment. How sad! But the great news is that God offers to forgive our sins and make us His people when we turn from our sins and trust in Jesus as our Savior. Like David, we can know God and His great love forever!



Detective Dan's Listening Assignment #2

Detective Dan's

Listening Assignment #2



Hi, Deep Down Detectives!

I'm still working on the case called:

"The Case of the One Who Would Not Stop."

Our Bible verse is Hosea 2:19

"I will betroth you to me forever; I will betroth you in righteousness and justice, in love and compassion."

I need to find out:

1. Who did the LORD love with this kind of unstoppable love in our story?

AND

2. How did the LORD show His love and compassion to this person?

Can you help me? Listen carefully to the story and you might just hear the answers!

Thanks for your help!

Detective Dan

Then say, "Ok, Deep Down Detectives! Put on your best listening ears and see if you can hear the answers to Detective Dan's questions. When I finish telling the story, we will see if we can answer all of his questions."

Read the Bible Truth story, putting up the storyboard pictures/Story Scenes as you tell it. At the end of the story, repeat the questions and lead the children in answering them. Present the gospel and close in prayer.

Answers to assignment questions, the gospel and ACTS prayer are also included at the end of the story text.

Answers:

Our Bible Verse is: Hosea 2:19

"I will betroth you to me forever; I will betroth you in righteousness and justice, in love and compassion."

1. Who did the LORD love with this kind of unstoppable love in our story? David.

2. How did the LORD show His love and compassion to this person? He helped David do the good things that David did. He helped David see that he was a sinner and turn away from his sins when he did bad things. He took care of David through all the sad times, too. He never stopped loving David throughout his whole life.

For You and Me:

David knew the LORD's unstoppable love and so can we! How? By turning away from our sins and trusting in Jesus as our Savior. This is how we become God's dearly-loved people forever!

take out



of BQB

Visual
Aid



Detective Dan's Listening Assignment #3

Detective Dan's

Listening Assignment #3



Hi, Deep Down Detectives!

I'm still working on the case called:

"The Case of the One Who Would Not Stop."

I found SIX clues, but TWO of them are NOT in the story. They are: a harp, a very tall man, a butterfly, a son named Absalom, a cake, and a cave.

Hold up each of the six pictures for the children to see as you identify them. Better yet, put them up on your flannelgraph board, off to one side.

I need to know:

1. Which FOUR pictures belong in the story and which TWO do NOT?

2. Who asked God to forgive his sins? Who sang praises to God?

Can you help me? Listen carefully to the story and you might just hear the answers!

Thanks!

Detective Dan

Then say, "Ok, Deep Down Detectives! Put on your best listening ears and see if you can hear the answers to Detective Dan's questions. When I finish telling the story, we will see if we can answer all of his questions."

Read the Bible Truth story, putting up the storyboard pictures/Story Scenes as you tell it. At the end of the story, repeat the questions and lead the children in answering them. Present the gospel and close in prayer.

Answers to assignment questions, the gospel and ACTS prayer are also included at the end of the story text.

Answers:

Our six clues were: a harp, a very tall man, a butterfly, a son named Absalom, a cake, and a cave.

1. Which four belong in our story?


The harp, the very tall man, Absalom and the cave belong in the story. The butterfly and the cake do not.

2. Who asked God to forgive his sins? Who sang praises to God? David asked God to forgive his sins. David sang praises to God for all of His unfailing love.


For You and Me:

David knew the LORD's unstoppable love and so can we! How? By turning away from our sins and trusting in Jesus as our Savior. This is how we become God's dearly-loved people forever!

A Very Tall Man



A Harp






DDD 8.4 Lesson 3 Listening Assignment Clue Picture1 for kids




DDD 8.4 Lesson 3 Listening Assignment Clue Picture 2 for kids

A Son Named Absalom



A Butterfly






DDD 8.4 Lesson 3 Listening Assignment Clue Picture3 for kids




DDD 8.4 Lesson 3 Listening Assignment Clue Picture 4 for kids

A Cave



A Cake





DDD 8.4 Lesson 3 Listening Assignment Clue Picture 5 for kids

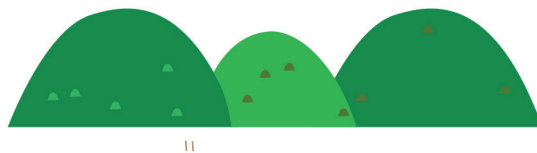


DDD 8.4 Lesson 3 Listening Assignment Clue Picture 6 for kids

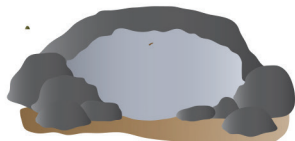
Big Question 8, Bible Truth 4 Storyboard Background Pictures Key (BG)

Put these pictures in place on your storyboard BEFORE you tell your story.

BG1 Hills



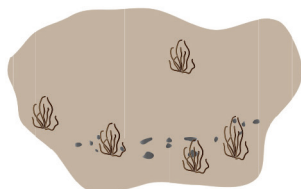
**BG2 Cave in
Wilderness**



BG3 Stone by Cave



BG4 Wilderness



Big Question 8, Bible Truth 4 Storyboard Pictures Key (SB)

Store these pictures in numerical order in your DDD Bible Folder.

Add these to your story as you tell it. Numbers correspond to placement order.

SB1 David Watching Sheep and Singing to God



SB2 David Fighting Lion and Bear



SB3 David Fighting Goliath



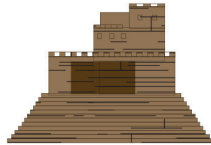
SB4 Dead Goliath



SB5 King Saul Making David His Soldier



SB6 David's Palace in Jerusalem



SB7 King David



SB8 Singing to the LORD



SB9 King Saul and Soldiers Searching for David



SB10 David Hiding in Cave



SB11 Bathsheba Bathing (optional)



SB12 Bathsheba and Uriah



SB13 David's Plan to Kill Uriah



SB14 Uriah Dying in Battle



SB15 Bathsheba as David's Wife



SB16 Absalom's Plan to Become King



SB17 King David and Friends Leave Jerusalem



SB18 Angry and Sad People



SB19 King David and Friends at Camp



SB20 David with Dead Absalom



SB21 The LORD Loves David and Helped Him Fight Goliath



SB22 The LORD Loves David and Protects Him from Saul



SB23 The LORD Loves David and Helps Him Repent of His Sins



SB24 The LORD Loves David and Takes Care of Him in Wilderness



SB25 The LORD Gives David Love for Him



SB26 The LORD Gives David Love for Him in the Cave



SB27 The LORD Gives David Love for Him When He Repents



SB28 The LORD Gives David Love for Him When He Is Out in Wilderness



SB29 David Looks Forward to Living Forever with the LORD

Note: Use sticky tac putty rather than velcro on back of pictures placed on top of other pictures.





NOTE:

Some of the larger images are assembled from two or more pages. You can make these easier to fold by leaving a small gap in the lamination between the pieces. This allows you to fold the image along the gap.



leave slight gap here
to create a “hinge” for
easy folding



SB8 Singing to the LORD
DDD 8.4 Story


BG3 Stone by Cave
DDD 8.4 Story
Place on board BEFORE telling story

BG1 Hills Pt 1 of 2
DDD 8.4 Story
Glue Together and Laminate
Place on board BEFORE telling story

SB27 The LORD Gives
David Love for Him
When He Repents
DDD 8.4 Story

SB26 The LORD Gives
David Love for Him in
the Cave DDD 8.4 Story

BG2 Cave in Wilderness
DDD 8.4 Story
Place on board BEFORE telling story



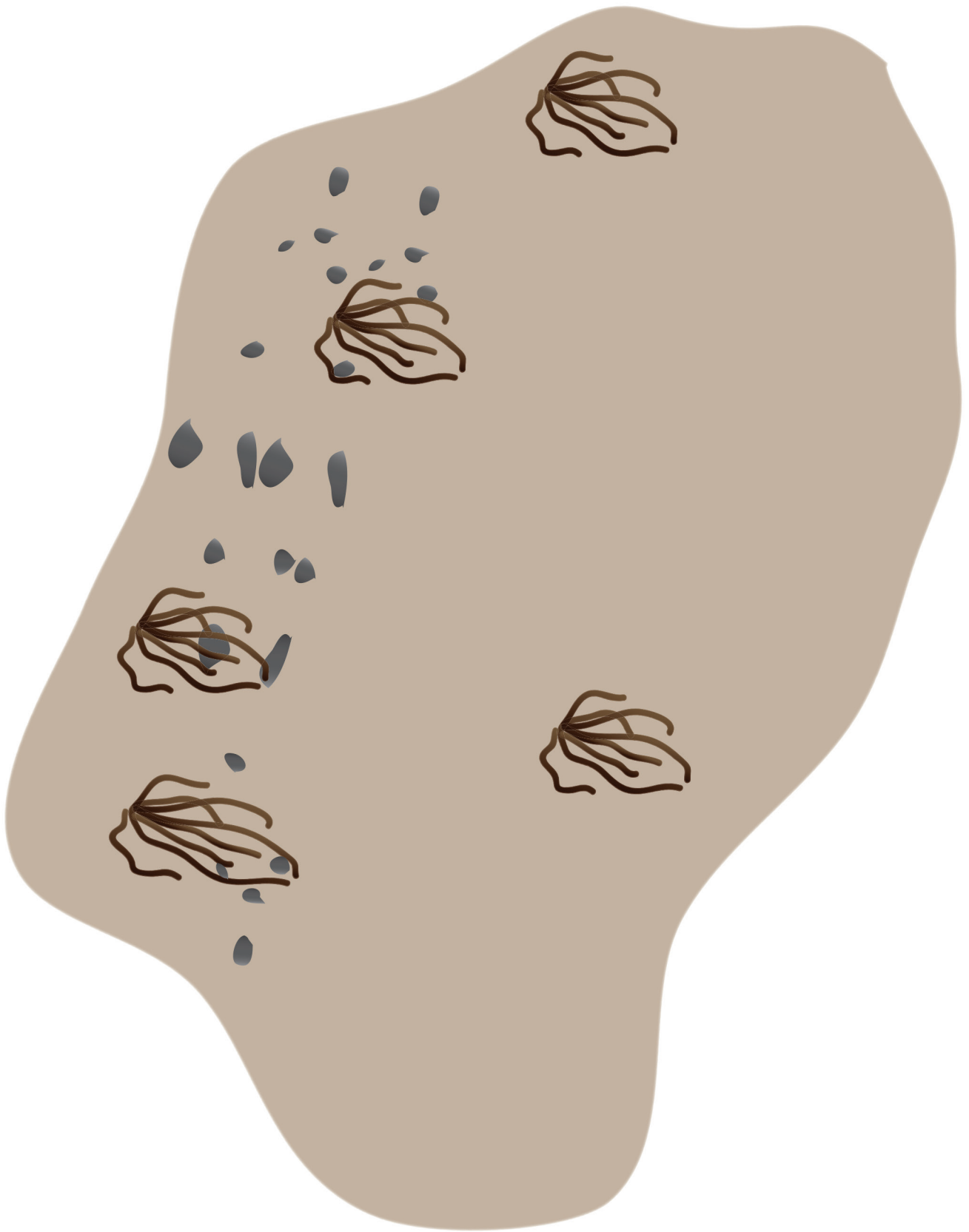
SB25 The LORD Gives
David Love for Him
DDD 8.4 Story

SB28 The LORD
Gives David Love
for Him When He Is
Out in Wilderness
DDD 8.4 Story

BG1 Hills Pt 2 of 2
DDD 8.4 Story
Glue Together and Laminate
Place on board BEFORE telling story

SB20 David with Dead Absalom
DDD 8.4 Story

SB12 Bathsheba and Uriah
DDD 8.4 Story



BG4 Wilderness
DDD 8.4 Story
Place on board BEFORE telling story



SB13 David's Plan to Kill Uriah
DDD 8.4 Story



SB15 Bathsheba as David's Wife
DDD 8.4 Story

SB7 King David
DDD 8.4 Story

SB1 David Watching Sheep
and Singing to God
DDD 8.4 Story

SB5 King Saul Making
David His Soldier
DDD 8.4 Story

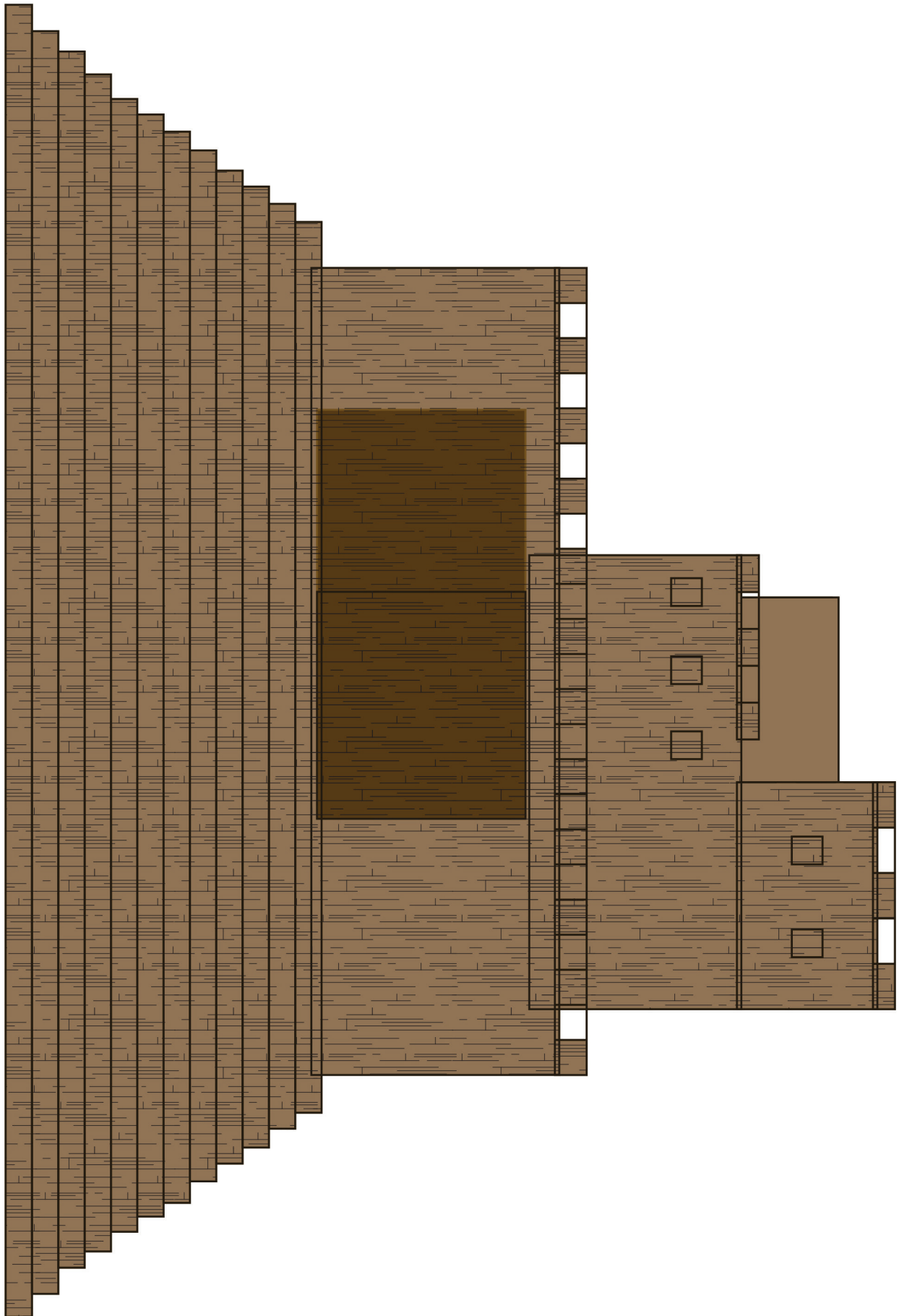
SB2 David Fighting Lion
and Bear
DDD 8.4 Story




SB3 David Fighting Goliath
DDD 8.4 Story

SB10 David Hiding in Cave
DDD 8.4 Story

SB4 Dead Goliath
DDD 8.4 Story





SB6 David's Palace in
Jerusalem
DDD 8.4 Story



SB9 King Saul and Soldiers
Searching for David
DDD 8.4 Story


THE LORD



SB22 The LORD Loves David
and Protects Him from Saul
DDD 8.4 Story


SB16 Absalom's Plan to
Become King Pt 1 of 2
DDD 8.4 Story

SB11 Bathsheba Bathing
(Optional)
DDD 8.4 Story




SB16 Absalom's Plan to
Become King Pt 2 of 2
DDD 8.4 Story

SB24 The LORD Loves
David and Takes Care of
Him in Wilderness
DDD 8.4 Story



SB14 Uriah Dying in Battle
DDD 8.4 Story



SB18 Angry and Sad People
DDD 8.4 Story



SB19 King David and
Friends at Camp
DDD 8.4 Story



SB29 David Looks Forward to Living
Forever with the LORD
DDD 8.4 Story



SB17 King David and Friends Leave
Jerusalem
DDD 8.4 Story

SB21 The LORD Loves David and Helped
Him Fight Goliath
DDD 8.4 Story

SB23 The LORD Loves David and Helps
Him Repent of His Sins
DDD 8.4 Story

DEEP DOWN DETECTIVES



Other Visual Aids

Big Question Box/Briefcase

What You Want

The Big Question Briefcase is a briefcase or other container with these characteristics:

- Ideally, this should be around 17" x 12", but needs to be at least big enough to fit a 8 ½" x 11" sheets of paper inside it.
- Have various pockets to put these sheets in
- Is attractive or curious looking to preschoolers
- Not necessary, but extremely fun, if it has a combination lock

Finding a Briefcase:

You can certainly buy one new, but you always may find a used one at a thrift shop. Or, someone may have one they want to donate. We use one that stores valuables in it and is the 17" x 12" size. Very durable and has the lock feature that the kids love.

You also can move away from the briefcase idea and use a little trunk or other box for your substitute briefcase. Just change the name to the Big Question Box, if you use a box instead. A boot box or the cardboard box that 10 reams of copy paper comes in is a great size, if you are using a box.

If you use a box, but want a lock-like feature, that's easy to do. Simply cut "straps" out of felt or vinyl and glue in place to the top and bottom sides of the box on one side, with the top strap overlapping the bottom straps. Add velcro to the top and bottom pieces so that they meet and fasten. Make back "hinges" for the box with the felt/vinyl straps, too. Or, you can simply add a belt around the box that has to be unfastened before the box can be opened.

Here are some suggestions for decorating a box or even the outside of your briefcase to make it appealing.

Supplies

Your box/briefcase

Plain white contact paper or white cardstock

Colorful wrapping paper

Glitter glue

Markers

Sequins, fake jewels, buttons, rick rack, etc.

Other decorating supplies

Stickers

Glue

Clear packing tape

Directions

1. If you are using a box that has wording on it, you will first need to make plain surfaces for decorating and a hinge for the lid. Stick the white contact paper or white cardstock to each side of the box. On the other hand, you can also use colorful wrapping paper. Then, make a lid by sticking the clear packing tape along one long side of the box, attaching the lid to the box.

2. Use the craft decorating supplies to decorate the box. If desired, you can put a big question mark on top of the box, but remember that you are working with two and three year olds: the question mark symbol is not very meaningful to them yet.

Making a Flannelgraph Storyboard

for use in story-telling and in playing the story review games

While you may decide to use sticky tac and stick your storyboard pictures to a white board, it is very easy to make a flannelgraph board. The advantage to the flannelgraph board is that the pictures stick very easily and there is no messing with the sticky-tac.

Supplies

Large Format Pictures Board: AT LEAST a 36" x 48" foamboard or corkboard (We actually use a far bigger canvas and attach it to the wall) A science project board with the two sides that fold out makes a good 36" x 48" board.

Small Format Pictures Board: AT LEAST a 24" x 36" (to 36" x 48)" board

Large piece of neutral-colored felt to cover your board with extra to overlap over to the back, if desired.

Glue gun and glue sticks

Directions

1. Center felt on front side of board. Turn over. Secure in place with glue.

Making Durable Storyboard Pictures

for use in story-telling and in playing the story review games

Whether you purchase the Deep Down Detectives storyboard pictures from Amazon or print them off the website (included in the Deep Down Detectives Visual Aids book), you will want to find some way to make them more durable. They are used not only as a part of telling the story, but are integral in the story review games. Here's how we make ours durable enough to be used over and over again. **See note below for other simpler options for using these pictures.**

Supplies

Deep Down Detectives Visual Aids book (purchased or downloaded)

White cardstock or printer paper (if downloading pictures)

Sticky-back velcro, circles or cut pieces; or sticky tac putty

Laminator or Self-laminating sheets

Sturdy Sheet Protectors, preferably the "Secure Top" kind, like offered by Avery

Flannelgraph pictures for the Bible stories found at www.praisefactory.org with each unit's resources.

Directions

1. Purchase from Amazon or download and print out the storyboard figures.
2. Cut out flannelgraph figures.
3. Laminate the figures.

Special tip: When laminating the big background pictures that are two (and sometimes even three or four) pieces put together, leave a small gap between the two pieces before laminating together. This small space acts like a hinge and allows you to fold up pictures without hurting them into a manilla envelope that fits 8.5" x 11" sheets of paper along with all of the smaller, regular-sized storyboard pictures.

4. If using a flannelgraph board: Stick a piece of sticky backed velcro (ROUGH SIDE) onto the back of each figure. If using sticky tack and whiteboard: simply stick a small amount of sticky tack on the back of a picture when using it. Remove and store sticky tack in airtight container.

Note: Instead of using all of the pictures as separate flannelgraph pieces, you can choose to use only a few (helpful to have 10 for the story review game); you can clump them onto posterboard and make them into picture scenes; or, you can simply use the Storyboard Picture Guide as a single picture. At praisefactory.org, go to DDD Bits and Pieces for a 22" x 28" poster size jpg of this picture guide if you want to create a large version.

The Deep Down Detectives “Bible” Folder

This is a homemade folder that looks (kinda) like the cover of a Bible. You will use this to put the Bible verse, the Bible Story and storyboard pictures to help make the point that the truths you are teaching them come from the Bible.

Supplies

1 piece of 22" x 28" posterboard (white is fine. Green or brown is nice)

Glue

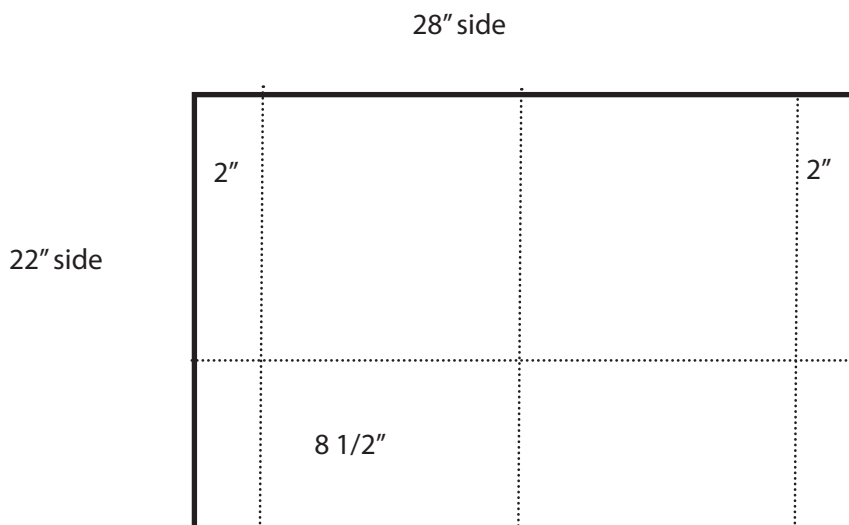
Stapler and staples or packing tape

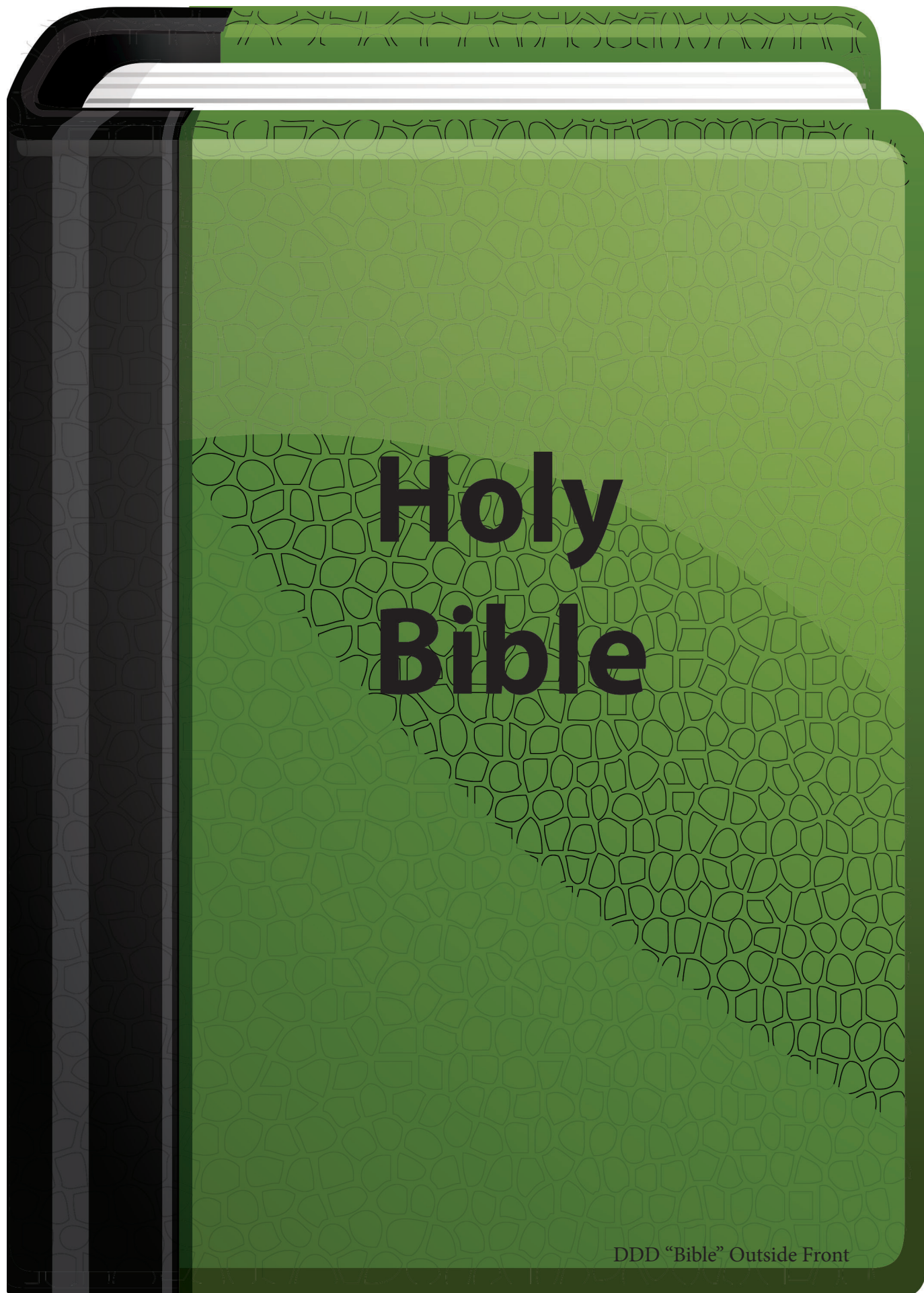
The Bible Cover pictures (see online with resources for this unit or from the back of each Deep Down Detectives Visual Aids book.)

NOTE: The Bible Cover pictures included in the Deep Down Detectives Visual Aids books cannot be created larger than 8.5" x 11". That means that they will be under-sized for a Bible Folder of the dimensions you are making. However, you can go online to the Deep Down Detectives curriculum and there is a pdf of a bigger version of these covers that will actually fit the size of this Deep Down Detectives “Bible” Folder.

Directions

1. Lay out poster board with long side along the bottom.
2. Fold in 2" on each side.
3. Take packing tape and tape the folded in 2" flaps to the main section of the posterboard, all the way down.
3. Fold up 8 1/2" on the bottom of the poster board.
4. Use packing tape to tape this flap in place, all the way down.
5. Take scissors and snip through the tape where the flap is attached to the folder. This will give you a bit more room in the folder.
6. Fold the poster board in the middle to make the center fold.
7. Cut out the Bible Cover Pictures. If possible, laminate these. They will last longer.
- 8.. Glue the two cover pieces to the outside of the folder.





DDD "Bible" Outside Front



