

Hide 'n' Seek Kids

Volume 2
Visual Aids with
Simple Story
Scenes, ESV
Units 5-8



Constance Dever ©2021 Praise Factory Media



Curriculum for preschool and elementary age children,
training tools, music and other resources
are available for download or to order at:
www.praisefactory.org

© 2021 Praise Factory Media all rights reserved. May be reproduced by licensed user for classroom purposes only.

This and many other resources are available online at www.praisefactory.org

Scripture quotations marked (NIV) are taken from the Holy Bible, New International Version®, NIV®. Copyright © 1973, 1978, 1984 by Biblica, Inc.™ Used by permission of Zondervan. All rights reserved worldwide.www.zondervan.com

Scripture quotations marked (ESV) are from The Holy Bible, English Standard Version® (ESV®), copyright © 2001 by Crossway, a publishing ministry of Good News Publishers. Used by permission. All rights reserved.

Scripture quotations marked HCSB are taken from the Holman Christian Standard Bible®, Copyright © 1999, 2000, 2002, 2003, 2009 by Holman Bible Publishers. Used by permission. Holman Christian Standard Bible®, Holman CSB®, and HCSB® are federally registered trademarks of Holman Bible Publishers.

Table of Contents

Getting Started with Hide 'n' Seek Kids	5
Unit 5 Visual Aids	7
About the Hide 'n' Seek Kids Visual Aids	8
Unit Overview	9
Story	11
Big Question and Answer	17
Bible Verse	19
Detective Dan's Listening Assignment #1	21
Detective Dan's Listening Assignment #2	23
Detective Dan's Listening Assignment #3	25
Detective Dan's Listening Assignment #4	31
Detective Dan's Listening Assignment #5	33
Story Scenes	35
Unit 6 Visual Aids	61
About the Hide 'n' Seek Kids Visual Aids	62
Unit Overview	63
Story	65
Big Question and Answer	71
Bible Verse	73
Detective Dan's Listening Assignment #1	75
Detective Dan's Listening Assignment #2	77
Detective Dan's Listening Assignment #3	79
Detective Dan's Listening Assignment #4	85
Detective Dan's Listening Assignment #5	87
Story Scenes	89
Unit 7 Visual Aids	113
About the Hide 'n' Seek Kids Visual Aids	114
Unit Overview	115
Story	117
Big Question and Answer	123
Bible Verse	125
Detective Dan's Listening Assignment #1	127
Detective Dan's Listening Assignment #2	129
Detective Dan's Listening Assignment #3	131
Detective Dan's Listening Assignment #4	137
Detective Dan's Listening Assignment #5	139
Story Scenes	141

Unit 8 Visual Aids	163
About the Hide 'n' Seek Kids Visual Aids	164
Unit Overview Story	165
Story	167
Big Question and Answer	173
Bible Verse	175
Detective Dan's Listening Assignment #1	177
Detective Dan's Listening Assignment #2	179
Detective Dan's Listening Assignment #3	181
Detective Dan's Listening Assignment #4	185
Detective Dan's Listening Assignment #5	187
Story Scenes	189
 Other Visual Aids	 211
Making the Hide 'n' Seek Bible Folder	212
Hide 'n' Seek Kids Bible Folder Picture Front Cover	213
Hide 'n' Seek Kids Bible Folder Picture Back Cover	215
Making a Flannelgraph Storyboard	217
Making Durable Simple Story Scenes	217
Making a Big Question Box/Briefcase	218

Hide 'n' Seek Kids Curriculum Resources

There are five companion resources for each of the four volumes of Hide 'n' Seek Kids. (Each volume contains four units. There are sixteen units in total in the curriculum.) Use whichever resources are useful to your setting. Hide 'n' Seek Kids resources are available as free, digital downloads at praisefactory.org, or for purchase as hard copies through amazon.com.

Make sure to check out the "Bits and Pieces" section of the Hide 'n' Seek Kids curriculum online. It has all of the resources separated out making it easy for you simply to pick, choose and print out whatever you want.

Hide 'n' Seek Kids Core Curriculum Book, ESV/NIV for each volume

The Hide 'n' Seek Kids Core Curriculum book contains the curriculum introduction, the lesson plans, stories, music, activities and take home sheets for each of the units.

Hide 'n' Seek Kids Visual Aids with Simple Story Scenes, ESV/NIV for each volume

This resource provides large, colorful signs of the key concepts used in the unit, PLUS, easy-to-use, colorful scenes that you hold up in sequence as you tell the story. The story text for each scene is printed on the bottom of each scene.

Hide 'n' Seek Kids Simple Story Scenes, ESV/NIV for each volume

This resource includes only 2-page overview for Bible Truth, story scenes and take-home sheets. This is a great, basic resource for use at home or informal teaching situations.

Hide 'n' Seek Kids Small Format Visual Aids, ESV/NIV (Small Format Storyboard Pictures) for each volume

This resource provides large, colorful signs of the key concepts used in the unit, PLUS, colorful storyboard (flannelgraph) pictures to cut out and use as you tell each story. These storyboard pictures are for use with storyboards at least 24" x 36" in size.

Hide 'n' Seek Kids Large Format Visual Aids, ESV/NIV (Large Format Storyboard Pictures) for each volume

This resource provides large, colorful signs of the key concepts used in the unit. It also provides colorful storyboard (flannelgraph) pictures to cut out and use as you tell each story. These storyboard pictures are for use with storyboards 36" x 48" in size.

All of these materials may be photocopied for non-commercial church, classroom or school use by licensed users.

Other Resources in the Praise Factory Family of Curriculum

Hide 'n' Seek Kids is the first in a family of three, inter-related curriculums:

- Hide 'n' Seek Kids (focus group: ages 2-4; adaptable range: ages 2-pre-K 5's)
- Deep Down Detectives (focus group: ages 4--6's; adaptable range: ages 3-2nd grade)
- PFI: (focus group: grades K-5th grade; adaptable range: pre-K 5's-6th grade)

Each curriculum teaches the same biblical themes, but are presented in greater depth as the children grow and develop. Together, the curriculums work like an expanding spiral of truth that returns to reinforce the same truths with each curriculum, yet leading the children to deeper understanding with each step up.

Learn more about these curriculums as well as other resources and ideas for reaching children with the gospel at: www.praisefactory.org.

Hide 'n' Seek Kids

Unit 5 Visual Aids



About Hide 'n' Seek Kids Visual Aids

How Are They Used?



The Hide 'n' Seek Kids Visual Aids book is a companion resource to be used alongside the Hide 'n' Seek Kids Core Curriculum book for each unit. These colorful pictures are used in presenting the key concepts; telling the Bible stories; and, in playing the Bible Story Review games.

What Do They Include?



There are four different resources included in this book:

- 1. Key Concept Visual Aids**-- colorful signs of the Big Question and Answer, the Bible Truth, the Bible verse, and the Listening Assignments to use with the 3 lessons for each Bible Truth.
- 2. The Story Scenes, themselves.** Notice that each scene is numbered and that there is a brief summary of the story that corresponds to the picture. You can actually just tell the story in a simple way by using only the text at the bottom of each Story Scene.
- 3. Directions** for making the Hide 'n' Seek Kids "Bible" Folder and the **back/front images** to paste in place when making it. (Larger back/front images are found online with the curriculum.)
- 4. Directions** for how to make a homemade flannelgraph storyboard and sturdy Story Scene pictures are found in the back of this book.

Ready, Set, Rip It Out!



This book is meant to be ripped up and made into your visual aids. The key concept signs can be cut out and laminated or slipped into sheet protectors. The Story Scenes can be put in sheet protectors or laminated, too.

Store It!



Hide 'n' Seek Kids is a curriculum that can be used over and over. Store your visual aids and storyboard pictures after using them and they will serve you for many years. We store ours in manilla envelopes and then put them (along with all the rest of the curriculum) in magazine files, labelled by Bible Truth. If you have multiple classes using the curriculum, store each set of resources in separate manilla envelopes. This will make prep much simpler, second time around.

Replacement Story Scene Pictures



You can always purchase this book again or simply go online and print out any scenes that go missing.

Other Options



You can also choose to tell the story in a more traditional flannelgraph way by using your own flannelgraph figures or by purchasing/free downloading the Storyboard Pictures (large and small format size available). This is more complex and requires more preparation, but some love it. And, it does allow for kids to interact more by helping to place pictures up on the board as you tell the story.

Unit 5 Overview of Key Concepts

UNIT 5: God, the Good Creator

Unit Big Question (and Answer): “Can You Tell Me What God Made? God Made All Things Good!”

Meaning:

Did you ever wonder where everything in this world came from? All of the plants, animals and insects...the fish and birds...the sun, moon, stars and planets...the tall mountains and the beautiful oceans...the people here around us and the angels up in heaven? Did they just get here on their own? No, they did not! God made them. And when God made them, He made them good—perfect and without sin. He made them just right for His good plan for the world.

What was God’s good plan for the world? He planned for everything He made to show us what He’s like, so we could know how wonderful He is.

Unit 5 Bible Verse: Genesis 1:1,31, ESV

“In the beginning, God created the heavens and the earth...God saw everything that He had made, and behold, it was very good.”

Meaning:

Long, long ago, God made everything. He made everything in the heavens up above us--all the twinkly stars, the sun and moon and everything else. He made everything on earth--all the animals, the trees and flowers, and the tall, snowy mountains. He made the fish that swim in the seas and the birds that fly in the air, too. Most special of all, He made people. Everything God made was just right! He called it very good and it was!

Unit 5 ACTS Prayer

- A** We praise you, God. You are the one who made everything in heaven and earth! You are our Creator.
- C** God, You created us to know You and worship You. We should obey You and Your good laws, but many times we choose to disobey You, instead. Please forgive us! We need a Savior!
- T** Thank You for all the beautiful things in heaven and earth You created for us to enjoy. Thank You for showing us what You are like, as we look at them. Thank You for creating us with a spirit, so we can know and love You.
- S** Help us to know You better, as we look around us at everything You’ve made. Work deep inside our hearts. Help us to turn away from our sins and trust in Jesus as our Savior. In Jesus’ name we pray. Amen.

Unit 5 Story

The Case of the Wild and Wonderful Words

Genesis 1-2

Songs Used in Unit 5 *listen to or download songs for free at <https://praisefactory.org>: Hide n Seek Kids Music page*

Big Q & A 5 Song

Big Question 5 Song

Unit 5 Bible Verse Song: God Saw Everything He Had Made Genesis 1:31 ESV

Unit 5 Hymn: All Things, Bright and Beautiful, vs.1,2

Unit 5 Praise Song: The Days of Creation

Hide 'n' Seek Kids ESV Songs 5 Track Numbers

This is a listing of all songs mentioned in the unit curriculum. You may or may not choose to use all of the songs. They are listed in easy-reference order--NOT in the order used in the curriculum.

You may choose to simply burn a CD/load them onto an mp3 device in this order. Or, you may want to do what we do: choose the songs we want to use and create a play list of them in that order. Then, we burn a CD/upload the play list onto an mp3 device. A teacher only has to click forward to the next song, instead of hunting for the right track. The track number have been included as part of the title of each song, so teachers will still have a reference to the track number listed in the curriculum (same as those listed below), even if you change the order on your customized play list.

SONGS USED EVERY UNIT OF THE CURRICULUM

- 1 The Classroom Song v.1
- 2 The Classroom Song v.2
- 3 The Classroom Song v.3
- 4 The Classroom Song v.4
- 5 Hide 'n' Seek Kids Theme Song
- 6 The Classroom Rules Song
- 7 Let's Pray Song
- 8 The Big Question Box Song
- 9 The Bible Chant Song
- 10 ACTS Prayer Song (Short Version)
- 11 ACTS Prayer Song (Full Version)

Why the Extra Songs?

Hide 'n' Seek Kids is a curriculum used by children of different ages. Sometimes one of the other songs is a better fit for your kids. Or, you may simply want to teach them more songs on the same Bible Truth. Use as many or as few as you want.

UNIT 5: GOD, THE GOOD CREATOR

- 12 Big Q & A 5 Song
- 13 Big Question 5 Song: Can You Tell Me What God Made?
- 14 Big Question 5 Bible Verse Song: God Saw Everything He Had Made Genesis 1:31 ESV (short version)
- 14T* Big Question 5 Bible Verse Song: God Saw Everything He Had Made Genesis 1:31 ESV (shortest version)
- 15 Big Question 5 Bible Verse Song: God Saw Everything He Had Made Genesis 1:31 ESV (full version)
- 16 Extra Unit 5 Bible Verse Song: *In the Beginning* Genesis 1:1, 31, ESV
- 17 Unit 5 Hymn: All Things Bright and Beautiful, vs.1,2
- 18 Unit 5 Praise Song: Days of Creation

*T = Tidbit, an extremely short version of the Bible verse song

listen to or download songs for free at <https://praisefactory.org: Hide n Seek Kids Music page>

The Case of the Wild and Wonderful Words

Genesis 1-2

HSK
Bible
Folder

?
Big
Question
Briefcase
of BQB

Story-telling Tips

Ahead of time:

1. Read the Bible verses and story. Pray!
2. Choose story action cues and/or prepare Story Scenes, if using. (Included in the Visual Aids books)
3. Practice telling story with the Story Scenes, timing your presentation. Shorten, if necessary.

During your presentation:

1. Maintain as much eye contact as possible as you tell the story.
2. Put up Story Scenes/add story action cues as you tell the story. Allow the children to help you put them on the board, if desired.
3. Include the children in your story with a few questions about what they think will happen or words/concepts that might be new to them.
4. Watch the kids for signs that their attention span has been reached. Shorten, if necessary.

INTRODUCTION/ LISTENING ASSIGNMENTS

“Our story is called: The Case of the Wild and Wonderful Words. Here is your listening assignment... ”

Read from Detective Dan’s Listening Assignment signs, but questions are summarized below:

Detective Dan’s Lesson #1 Listening Assignment:

As you listen to the story, see if you can figure out:

1. Who spoke the wild and wonderful words?
2. What good things were made when he did?

Detective Dan’s Lesson #2 Listening Assignment:

Our Bible verse is Genesis 1:1,31: “In the beginning, God created the heavens and the earth...God saw everything that He had made, and behold, it was very good.”

As you listen to the story, see if you can figure out:

1. What were some of the things that God created in the beginning?
2. What was so very good about everything He made?

Detective Dan’s Lesson #3 Listening Assignment:

I found four clues, but one of them is NOT in the story.

They are: A star; a bird; a plant; and a car.

Hold up each of the four pictures for the children to see as you identify them. Better yet, put them up on your flannelgraph board, off to one side.

I need to know:

1. Which three pictures belong in the story and which one does not?
2. What did God use to make these things?

Detective Dan’s Lesson #4 Listening Assignment:

As you listen to the story, see if you can figure out:

1. What special earth creature did God make in the beginning to know Him and praise Him more than all the others?
2. What is something they could praise God for being like as they looked at all He created?

Detective Dan’s Lesson #5 Listening Assignment:

As you listen to the story, see if you can figure out:

1. Did God’s beautiful world stayed as perfect as it was when He first made it?
2. What did God send Jesus to do when bad things came into the world?

Read the questions, THEN SAY,

“Ok, Hide ‘n’ Seekers! Put on your best listening ears and see if you can hear the answers to Detective Dan’s questions. When I finish telling the story, we will see if we can answer all the questions.”

"The Case of the Wild and Wonderful Words" Genesis 1-2

Story with lines separating paragraphs (text in bold, optional interaction cues in italics)

Long, long ago, there was only God.

Back then--just as right now-- God was very GLORIOUS! That means God was all good, and beautiful, and loving, and powerful, and everything that is perfectly wonderful.

And even though there was only God...He was very happy.

Can you show me your happiest face? God was even happier than that!

God... this Glorious, Happy God... had a big plan to do something gloriously wonderful....to MAKE something gloriously wonderful.

What could God's plan be? What would He make? Let's see...

What do you think God is going to make?

All around was darkness, then God said, "Come, light!" And POP! Out came shiny, bright light.

Don't you love the light? I do. Can you make a shimmery bright light by wiggling your fingers with me?

"This is good," God said. "It's just what I had planned."

What did God say it was? Can you say it with me? "This is GOOD!"

Then God said, "Come, dry land!" And POP! Out came the land from the cool, splashy water. There were tall mountains, and deep valleys, and lots of flat land, too.

Stretch up high and make tall mountains with your arms.

"This is good," God said. "It's just what I had planned."

What did God say it was? Can you say it with me? "This is GOOD!"

Then God said, "Come, green plants!" And POP! Out came tickly, green grasses, sweet-smelling flowers and big, tall trees.

Can you pretend your feet are tickled on the bottom by grass?

"This is good," God said. "It's just what I had planned."

What did God say it was? Can you say it with me? "This is GOOD!"

Story with lines separating paragraphs (text in bold, optional interaction cues in italics)

Then God said, "Come sun, moon, and stars!" And POP! Out came the bright sun, the softly glowing moon, and the twinkling stars.

Can you make your arms into a big, round sun?

"This is good," God said. "It's just what I had planned."

What did God say it was? Can you say it with me? "This is GOOD!"

Then God said, "Come, fish! Come, birds!" And POP! Fish wriggled and jumped in the water. Birds swooped and soared in the skies.

Can you make a fishy noise: blub, blub, blub? Can you flap your arms like a bird?

"This is good," God said. "It's just what I had planned."

What did God say it was? Can you say it with me? "This is GOOD!"

Then God said, "Come, animals!" And POP! Bears growled.

Can you growl like a bear?

Dogs wagged their tails and barked. Bunnies wiggled their nose and hopped.

Can you bark like a dog? Can you wiggle your nose and hop like a bunny?

Kangaroos went bounce, bounce, bounce, all around! Lizards slithered along the ground.

Can you bounce like a kangaroo? Can you slither like a lizard?

God made many other creatures, too... more than you can count! "This is good," God said. "It's just what I had planned."

What did God say it was? Can you say it with me? "This is GOOD!"

Last of all, God made a man and a woman.

God put something special inside their bodies that wasn't inside ANYTHING ELSE that He made on earth. Do you know what it was? He put a spirit--a special HEART-- inside their bodies so they could know and love Him.

The man and the woman were very, very happy. They knew God and loved Him. They loved each other, too. They delighted in all the wonderful things God made.

Can you show me your happiest face?

*Story with lines separating paragraphs (text in **bold**, optional interaction cues in italics)*

God looked at everything He made, and said, “This is good. This is all VERY GOOD.” It is ALL just what I had planned. It is ALL gloriously wonderful.”

What did God say it was this time? Can you say it with me? “This is VERY GOOD!”

Cracking the Case: (story wrap-up for Listening Assignments)

It's time to see how we did with our Listening Assignment.

Detective Dan's Lesson #1 Listening Assignment:**1. Who spoke the wild and wonderful words?**

God did.

2. What good things were made when he did?

God made everything in the heavens and the earth... even us! He just spoke and they came to be.

For You and Me:

We can look all around us and see some of the many good things God made. He wants us to learn about them and enjoy them. And do you know what else He wants to happen as we look at what He's made? He wants us to come to know Him better, too. We can ask Him to help us. He delights to do this!

Detective Dan's Lesson #2 Listening Assignment:**Our Bible Verse is: Genesis 1:1,31**

"In the beginning, God created the heavens and the earth...God saw everything that He had made, and behold, it was very good."

1. What were some of the things that God created in the beginning?

Night and day; stars and the planets; the earth; the fish in the seas and the birds in the skies; the animals and us!

2. What was so very good about everything He made?

Everything God made was very good. It had no bad in it. He made it perfect for all His good plans.

For You and Me:

What are some of your favorite things that God made? What makes them so special? Each thing God made has its own, special beauty. Each thing is amazing in its own way. God made people the most amazing of all! He made us with a special heart (a spirit) so that we could know more about Him as we look at all the good things He made. Ask God to help you know more of Him as you look at His creations! He loves to help us do this!

Detective Dan's Lesson #3 Listening Assignment:

I found four clues, but one of them is NOT in the story. They are: A star; a bird; a plant; and a car.

I need to know:

1. Which three pictures belong in the story and which one does not? The car does not belong.**2. What did God use to make these things?**

God only used His powerful word. He spoke and they came to be. That's it!

For You and Me:

God used just His powerful words to create everything in heaven and earth. And did you know His word is still powerful today? Did you know the Bible is also God's Word--written down for us. When we learn God's Word, the Bible, He can work in our hearts and help us to know Him. Ask Him to do this in you!

Detective Dan's Lesson #4 Listening Assignment:**1. What special earth creature did God make in the beginning to know Him and praise Him more than all the others?**

People.

2. What is something they could praise God for being like as they looked at all He created?

They could praise Him for being so beautiful, powerful and great.

For You and Me:

Those first people had so much to praise God for, as they looked at all He created. So do we. We can look at the mountains and see a little bit of how mighty God must be. We can look at a sunset and understand a bit of how beautiful God is. We can look up at the millions of stars in the sky and see how great God must be. God has given us so much to praise Him for!

Detective Dan's Lesson #5 Listening Assignment:

1. Did God's beautiful world stayed as perfect as it was when He first made it? Sadly, it did not! Bad things came through sin when we disobeyed God.

2. What did God send Jesus to do when bad things came into the world?

God sent Jesus to be our Savior. He came to take the punishment for the sins of God's people, so they could know God and be His people forever.

For You and Me:

We all disobey God. We need a Savior. Jesus can save us from our sins and make us God's people, too, when we repent of our sins and trust in Him as our Savior. God loves to help us do this!

The Gospel (story wrap-up if NOT using Listening Assignments)**Our Bible Truth is:****Can You Tell Me What God Made?****God Made All Things Good!**

How wonderful life would have been, if people had kept on loving God as He created them to! How wonderful life would have been, if nothing bad had ever come into God's good world! But bad things DID come into God's good world. People have not kept on loving or obeying God, have they? Why, even you and me, we disobey God. We do bad things. And now, we all deserve God's punishment. This is such sad news.

But there's good news, too. God loved us so much that He sent His Son, Jesus, to suffer and die on the cross, taking all the punishment for the sins of God's people. On Day Three, Jesus rose from the dead, proving He had really beaten sin and death for them. Now, God will forgive all who turn away from their sins, and trust in Jesus as their Savior. That's how we can become God's people. If we do, what a wonderful beginning that will be! We will get to know God in our hearts, now. And one day, we will get to live with Him in heaven forever.

Close in prayer.

Closing Unit 5 ACTS Prayer

A=Adoration C=Confession T=Thanksgiving S=Supplication

- A** We praise you, God. You are the one who made everything in heaven and earth! You are our Creator.
- C** God, You created us to know You and worship You. We should obey You and Your good laws, but many times we choose to disobey You, instead. Please forgive us! We need a Savior!
- T** Thank You for all the beautiful things in heaven and earth You created for us to enjoy. Thank You for showing us what You are like, as we look at them. Thank You for creating us with a spirit, so we can know and love You.
- S** Help us to know You better, as we look around us at everything You've made. Work deep inside our hearts. Help us to turn away from our sins and trust in Jesus as our Savior. In Jesus' name we pray. Amen.

***Return to page 7 of the Lesson Plan
for the script of the rest of this lesson.***

BIG QUESTION 5



#1

17

The Big Question

*Hold up the Big Question sign for all the children to see,
and say:*

The Big Question we are investigating today is
Big Question Number 5:

Can You Tell Me What God Made?
and the Answer is:
God Made All Things Good!

Meaning:

Did you ever wonder where everything in this world came from? All of the plants, animals and insects...the fish and birds...the sun, moon, stars and planets...the tall mountains and the beautiful oceans...the people here around us and the angels up in heaven? Did they just get here on their own? No, they did not! God made them. And when God made them, He made them good—perfect and without sin. He made them just right for His good plan for the world.

What was God's good plan for the world? He planned for everything He made to show us what He's like, so we could know how wonderful He is.

Let's sing our Big Question Song: "

Big Q & A 5 Song

*HSK ESV Songs 5, track 12
(adapted version of "London Bridge Is Falling Down")*

Can you tell me what God made?
What God made, what God made?
Can you tell me what God made?
God made all things good!



GENESIS 1:1,31, ESV

“In the beginning, God created the heavens and the earth...God saw all that He had made, and behold, it was very good.”

HSK 5 Bible Verse Picture--front

Unit 5 Bible Verse

"Who would like to get our Bible verse out of the Big Question Briefcase for me?"

Choose a child to open the briefcase, take out the "Bible" with the Bible Verse in it and hand it to you. Remove the Bible Verse Picture from the "Bible" and hold it up for all the children to see, then say:

Genesis 1:1,31, ESV

"In the beginning, God created the heavens and the earth... God saw everything that He had made, and behold, it was very good."

Meaning:

Long, long ago, God made everything. He made everything in the heavens up above us--all the twinkly stars, the sun and moon and everything else. He made everything on earth--all the animals, the trees and flowers, and the tall, snowy mountains. He made the fish that swim in the seas and the birds that fly in the air, too. Most special of all, He made people. Everything God made was just right! He called it very good and it was!

"We've said our Bible verse, now let's sing it!"

God Saw Everything:

Genesis 1:31

HSK ESV Songs 5, track 14, 14T

God saw everything He had made,
And behold it was very good.
God saw everything He had made,
And behold it was very good.
Behold, it was very good,
Yes, behold it was very good.
God saw everything He had made,
And behold it was very good.
Behold, it was very good,
Yes, behold it was very good.
Genesis One, verse thirty-one.

"Now it's time to do a bit more deep down investigating. Let's read Detective Dan wants us to help him figure out. Would someone like to get it out for me?"

VISUAL
AID

Place
verse in
take out


#3

Big
Question
Answers

HSK
Bible
Folder

of BQB

HSK Bible
Folder



Detective Dan's Listening Assignment #1

Detective Dan's

Listening Assignment #1



Hi, Hide 'n' Seek Kids!

I'm working on a brand-new case called:

"The Case of the Wild and Wonderful Words."

I need to find out:

1. Who spoke the wild and wonderful words?

AND

2. What good things were made when he did?

Can you help me? Listen carefully to the story and you might just hear the answers!

Thanks!

Detective Dan

Then say, "Ok, Hide 'n' Seekers! Put on your best listening ears and see if you can hear the answers to Detective Dan's questions. When I finish telling the story, we will see if we can answer all of his questions."

Read the Bible Truth story, putting up the storyboard pictures as you tell it.

At the end of the story, repeat the questions and lead the children in answering them. Present the gospel and close in prayer.

Answers to assignment questions, the gospel and ACTS prayer are also included at the end of the story text.

Answers:

1. Who spoke the wild and wonderful words?

God did.

2. What good things were made when he did?

God made everything in the heavens and the earth...even us! He just spoke and they came to be.

For You and Me:

We can look all around us and see some of the many good things God made. He wants us to learn about them and enjoy them. And do you know what else He wants to happen as we look at what He's made? He wants us to come to know Him better, too. We can ask Him to help us. He delights to do this!

VISUAL

Place
verse in

take out

#4

HSK
Bible
Folder

HSK
Bible
Folder

of BQB

HSK Bible
Folder



Detective Dan's Listening Assignment #2

Detective Dan's

Listening Assignment #2



Hi, Hide 'n' Seek Kids!

I'm still working on the case called:

"The Case of the Wild and Wonderful Words."

Our Bible verse is Genesis 1:1,3:

"In the beginning, God created the heavens and the earth...God saw everything that He had made, and behold, it was very good."

I need to find out:

1. What were some of the things that God created in the beginning?

AND

2. What was so very good about everything He made?

Can you help me? Listen carefully to the story and you might just hear the answers!

Thanks for your help!

Detective Dan

Then say, "Ok, Hide 'n' Seekers! Put on your best listening ears and see if you can hear the answers to Detective Dan's questions. When I finish telling the story, we will see if we can answer all of his questions."

Read the Bible Truth story, putting up the storyboard pictures as you tell it.

At the end of the story, repeat the questions and lead the children in answering them. Present the gospel and close in prayer.

Answers to assignment questions, the gospel and ACTS prayer are also included at the end of the story text.

Answers:

1. What were some of the things that God created in the beginning?

Night and day; stars and the planets; the earth; the fish in the seas and the birds in the skies; the animals and us!

2. What was so very good about everything He made?

Everything God made was very good. It had no bad in it. He made it perfect for all His good plans.

For You and Me:

What are some of your favorite things that God made? What makes them so special? Each thing God made has its own, special beauty. Each thing is amazing in its own way. God made people the most amazing of all! He made us with a special heart (a spirit) so that we could know more about Him as we look at all the good things He made. Ask God to help you know more of Him as you look at His creations! He loves to help us do this!

VISUAL
AID

Place
verse in
take out

#5A



of BQB

HSK Bible
Folder



Detective Dan's Listening Assignment #3

Detective Dan's

Listening Assignment #3



Hi, Hide 'n' Seek Kids!

I'm still working on the case called:

"The Case of the Wild and Wonderful Words."

I found four clues, but one of them is NOT in the story.
They are: a star; a bird; a plant; and a car.

Hold up each of the four pictures for the children to see as you identify them. Better yet, put them up on your flannelgraph board, off to one side.

I need to know:

1. Which THREE pictures belong in the story and which ONE does NOT?

AND

2. What did God use to make these things?

Can you help me? Listen carefully to the story and you might just hear the answers!

Thanks!

Detective Dan

Then say, "Ok, Hide 'n' Seekers! Put on your best listening ears and see if you can hear the answers to Detective Dan's questions. When I finish telling the story, we will see if we can answer all of his questions."

Read the Bible Truth story, putting up the storyboard pictures as you tell it.

At the end of the story, repeat the questions and lead the children in answering them. Present the gospel and close in prayer.

Answers to assignment questions, the gospel and ACTS prayer are also included at the end of the story text.

Answers:

1. Which three pictures belong in the story and which one does not?

The car does not belong.

2. What did God use to make these things?

God only used His powerful word. He spoke and they came to be. That's it!


For You and Me:

God used just His powerful words to create everything in heaven and earth. And did you know His word is still powerful today? Did you know the Bible is also God's Word--written down for us. When we learn God's Word, the Bible, He can work in our hearts and help us to know Him. Ask Him to do this in you!

Bird



Star






HSK 5 Lesson 3 Listening Assignment Clue Picture 2 for kids

HSK 5 Lesson 3 Listening Assignment Clue Picture1 for kids

Car



plant






HSK 5 Lesson 3 Listening Assignment Clue Picture 3 for kids



HSK 5 Lesson 3 Listening Assignment Clue Picture 4 for kids



Detective Dan's Listening Assignment #4

Detective Dan's

Listening Assignment #4



Hi, Hide 'n' Seek Kids!

I'm still working on the case called:

"The Case of the Wild and Wonderful Words."

I need to find out:

1. What special earth creature did God make in the beginning to know Him and praise Him more than all the others?

AND

2. What is something they could praise God as they looked at all He created?

Can you help me? Listen carefully to the story and you might just hear the answers!

Thanks!

Detective Dan

Then say, "Ok, Hide 'n' Seekers! Put on your best listening ears and see if you can hear the answers to Detective Dan's questions. When I finish telling the story, we will see if we can answer all of his questions."

Read the Bible Truth story, putting up the storyboard pictures as you tell it.

At the end of the story, repeat the questions and lead the children in answering them. Present the gospel and close in prayer.

Answers to assignment questions, the gospel and ACTS prayer are also included at the end of the story text.

Answers:

1. **What special earth creature did God make in the beginning to know Him and praise Him more than all the others?**
People.

2. **What is something they could praise God for being like as they looked at all He created?**

They could praise Him for being so beautiful, powerful and great.

For You and Me:

Those first people had so much to praise God for, as they looked at all He created. So do we. We can look at the mountains and see a little bit of how mighty God must be. We can look at a sunset and understand a bit of how beautiful God is. We can look up at the millions of stars in the sky and see how great God must be. God has given us so much to praise Him for!



Detective Dan's Listening Assignment #5

Detective Dan's

Listening Assignment #5

#5



Hi, Hide 'n' Seek Kids!
I'm still working on the case called:
"The Case of the Wild and Wonderful Words."

I need to find out:

1. Did God's beautiful world stayed as perfect as it was when He first made it?
- AND
2. What did God send Jesus to do when bad things came into the world?

Can you help me? Listen carefully to the story and you might just hear the answers!

Thanks!
Detective Dan

Then say, "Ok, Hide 'n' Seekers! Put on your best listening ears and see if you can hear the answers to Detective Dan's questions. When I finish telling the story, we will see if we can answer all of his questions."

Read the Bible Truth story, putting up the storyboard pictures as you tell it.

At the end of the story, repeat the questions and lead the children in answering them. Present the gospel and close in prayer.

Answers to assignment questions, the gospel and ACTS prayer are also included at the end of the story text.

Answers:

1. Did God's beautiful world stayed as perfect as it was when He first made it? Sadly, it did not! Bad things came through sin when we disobeyed God.

2. What did God send Jesus to do when bad things came into the world? God sent Jesus to be our Savior. He came to take the punishment for the sins of God's people, so they could know God and be His people forever.

For You and Me:

We all disobey God. We need a Savior. Jesus can save us from our sins and make us God's people, too, when we repent of our sins and trust in Him as our Savior. God loves to help us do this!

"The Case of the Wild and Wonderful Words" Genesis 1-2



Detective Dan's Listening Assignment #1

1. Who spoke the wild and wonderful words?
2. What good things were made when He did?



Detective Dan's Listening Assignment #2

Genesis 1:1-31, ESV

"In the beginning, God created the heavens and the earth... God saw everything that He had made, and behold, it was very good."

1. What were some of the things that God created in the beginning?

2. What was so very good about everything He made?

(more listening and discussion questions are included in the curriculum at praisefactory.org)

I. Long, long ago, there was only God.

Back then --just as right now-- God was very GLORIOUS! That means God was all good, and beautiful, and loving, and powerful, and everything that is perfectly wonderful.

And God, this glorious, happy God, had a big plan to do something gloriously wonderful... to MAKE something gloriously wonderful.

What could God's plan be? What would He make? Let's see...



Perfect Wonderfulness

I. Long, long ago, there was only God. Back then --just as right now-- God was very GLORIOUS! That means God was all good, and beautiful, and loving, and powerful, and everything that is perfectly wonderful. And God, this glorious, happy God, had a big plan to do something gloriously wonderful... to MAKE something gloriously wonderful. What could God's plan be? What would He make? Let's see...

2. All around was darkness, then God said, “Come, light!”

And pop! Out came shiny, bright light.

“This is good,” God said. “It’s just what I had planned.”

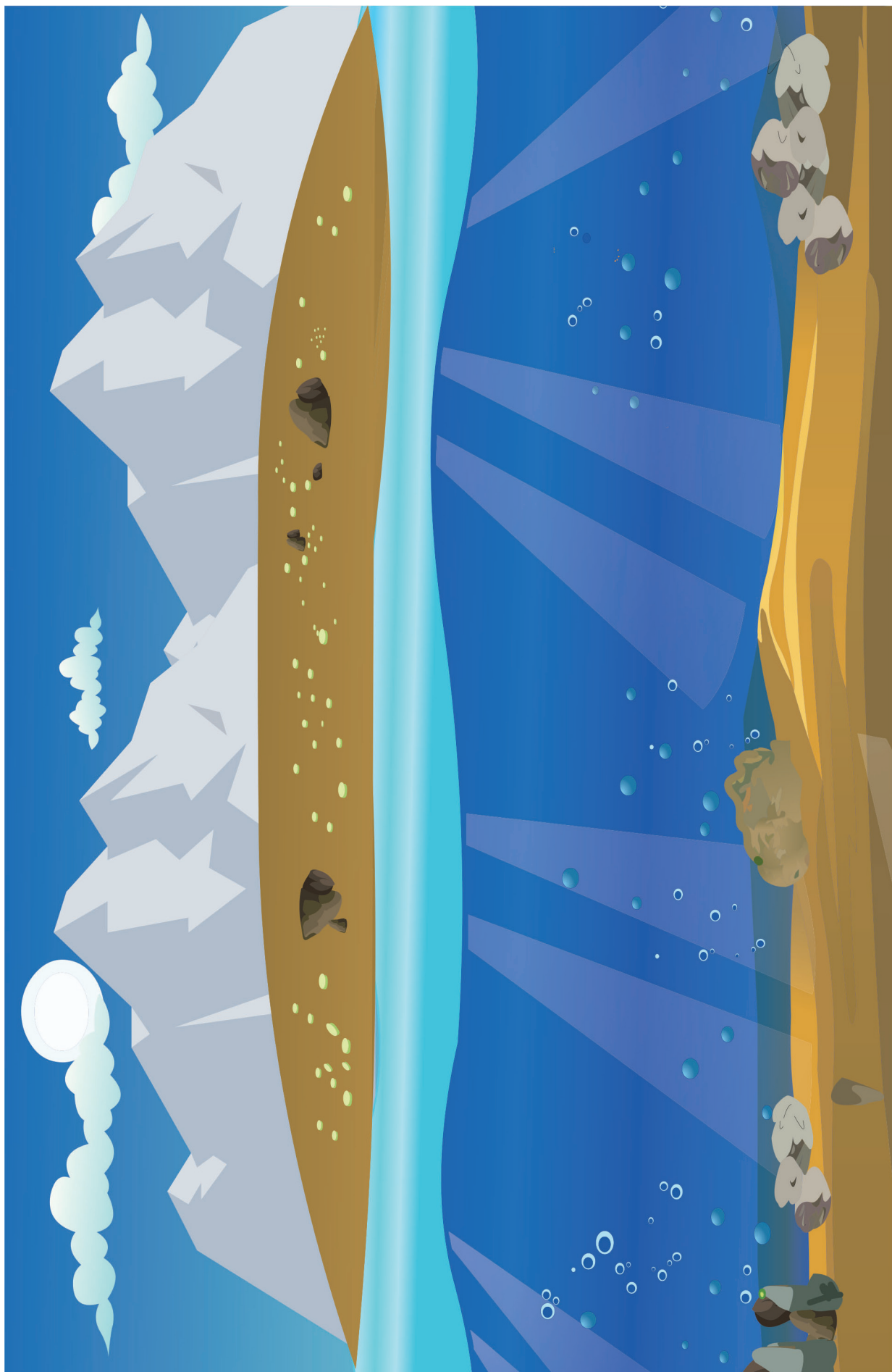


2. All around was darkness, then God said, “Come, light!” And POP! Out came shiny, bright light. “This is good,” God said. “It’s just what I had planned.”

3. Then God said, “Come, dry land!”

And POP! Out came the land from the cool, splashy water. There were tall mountains, and deep valleys, and lots of flatland, too.

“This is good,” God said. “It’s just what I had planned.”



3. Then God said, "Come, dry land!" And POP! Out came the land from the cool, splashy water. There were tall mountains, and deep valleys, and lots of flatland, too. "This is good," God said. "It's just what I had planned."

4. Then God said, “Come, green plants!”

And pop! Out came tickly, green grasses, sweet-smelling flowers, and big, tall trees.

“This is good,” God said. “It’s just what I had planned.”





4. Then God said, "Come, green plants!" And POP! Out came tickly, green grasses, sweet-smelling flowers, and big, tall trees. "This is good," God said. "It's just what I had planned."

5. Then God said, “Come sun, moon, and stars!”

And POP! Out came the bright sun, the softly glowing moon, and the twinkling stars.

“This is good,” God said. “It’s just what I had planned.”



5. Then God said, "Come sun, moon, and stars!" And POP! Out came the bright sun, the softly glowing moon, and the twinkling stars. "This is good," God said. "It's just what I had planned."

6. Then God said, “Come, fish! Come, birds!”

And POP! Fish wriggled and jumped in the water. Birds swooped and soared in the skies.

“This is good,” God said. “It’s just what I planned.”



6. Then God said, "Come, fish! Come, birds!" And POP! Fish wriggled and jumped in the water. Birds swooped and soared in the skies. "This is good," God said. "It's just what I planned."

7. Then God said, “Come, animals!”

And POP! Bears growled. Dogs wagged their tails and barked. Bunnies wiggled their noses and hopped. Kangaroos went bounce, bounce, bounce, all around! Lizards slithered along the ground. God made many other creatures, too. More than you can count!

“This is good,” God said. “It’s just what I had planned.”



7. Then God said, "Come, animals!" And POP! Bears growled. Dogs wagged their tails and barked. Bunnies wiggled their noses and hopped. Kangaroos went bounce, bounce, bounce, all around! Lizards slithered along the ground. God made many other creatures, too. More than you can count! "This is good," God said. "It's just what I had planned."

8. Last of all, God made a man and a woman.

God put something special inside of their bodies that wasn't inside ANYTHING ELSE that He made on earth. Do you know what it was?

God put a spirit--a special HEART-- inside their bodies, so they could know and love Him.


The man and the woman were very, very happy. They knew God and loved Him. They loved each other, too. They delighted in God and in all the wonderful things He made.



8. Last of all, God made a man and a woman. God put something special inside of their bodies that wasn't inside **ANYTHING ELSE** that He made on earth. Do you know what it was? God put a spirit--a special **HEART**-- inside their bodies, so they could know and love Him. The man and the woman were very, very happy. They knew God and loved Him. They loved each other, too. They delighted in God and in all the wonderful things He made.

9. God looked at everything He made and said, "This is good. This is all VERY GOOD. It is ALL just what I had planned. It is ALL gloriously wonderful."

Yes, Everyone was happy. Everything was perfect. Everything was very good, just as God planned it to be.



9. God looked at everything He made and said, "This is good. This is all VERY GOOD. It is ALL just what I had planned. It is ALL gloriously wonderful." Yes, Everyone was happy. Everything was perfect. Everything was very good, just as God planned it to be.

HSK 5

SOLVED



Detective Dan's Listening Assignment #1

1. Who spoke the wild and wonderful words?
God did.

2. What good things were made when He did?
God made everything in the heavens and the earth... even us!
He just spoke and they came to be.

For You and Me:
We can look all around us and see some of the many good things God made. He wants us to learn about them and enjoy them. And do you know what else He wants to happen, as we look at what He's made? He wants us to come to know Him better, too. We can ask Him to help us. He delights to do this!



Detective Dan's Listening Assignment #2

Genesis 1:1,3, ESV

"In the beginning, God created the heavens and the earth... God saw everything that He had made, and behold, it was very good."

1. What were some of the things that God created in the beginning?
Night and day, the stars and the planets, the earth, the fish in the seas, the birds in the skies; the animals, and us!

2. What was so very good about everything He made?
It had no bad in it. And, He had made it perfect for all His good plans.

For You and Me:

What are some of your favorite things that God made? What makes them so special? Each thing God made has its own, special beauty, and is amazing in its own way. God made people the most amazing of all! He made us with a special heart (a spirit), so we could know more about Him as we look at all the good things He made. Ask God to help you know more of Him as you look at His creations! He loves to help us do this!

HSK 5

Our Bible Truth is:

Can You Tell Me What God Made?
God Made All Things Good!

The Gospel

How wonderful life would have been, if people had kept on loving God as He created them to! How wonderful life would have been, if nothing bad had ever come into God's good world!

But bad things DID come into God's good world. People have not kept on loving or obeying God, have they? Why, even you and me, we disobey God. We do bad things. And now, we all deserve God's punishment. This is such sad news.

But there's good news, too. God loved us so much that He sent His Son, Jesus, to suffer and die on the cross, taking all the punishment for the sins of God's people. On Day Three, Jesus rose from the dead, proving He had really beaten sin and death for them. Now, God will forgive all who turn away from their sins, and trust in Jesus as their Savior. That's how we can become God's people.

If we do, what a wonderful beginning that will be! We will get to know God in our hearts, now. And one day, we will get to live with Him in heaven forever.



HSK 5

A Prayer

A We praise You, God. You are the One who made everything in heaven and earth! You are our Creator.

C God, You created us to know You and worship You. We should obey You and Your good laws; but many times, we choose to disobey You instead. Please forgive us! We need a Savior!

T Thank You for all the beautiful things in heaven and earth You created for us to enjoy. Thank You for showing us what You are like, as we look at them. Thank You for creating us with a spirit, so we can know and love You.

S Help us to know You better, as we look around us at everything You've made. Work deep inside our hearts. Help us to turn away from our sins and trust in Jesus as our Savior.

In Jesus' name we pray. Amen.



A= Adoration (God, we praise You!) C=Confession (God, forgive us!) T= Thanksgiving (Thank You, God) S=Supplication (Make us like Jesus!)

HSK 5

Hide 'n' Seek Kids

Unit 6 Visual Aids



About Hide 'n' Seek Kids Visual Aids

How Are They Used?



The Hide 'n' Seek Kids Visual Aids book is a companion resource to be used alongside the Hide 'n' Seek Kids Core Curriculum book for each unit. These colorful pictures are used in presenting the key concepts; telling the Bible stories; and, in playing the Bible Story Review games.


What Do They Include?



There are four different resources included in this book:

- 1. Key Concept Visual Aids--** colorful signs of the Big Question and Answer, the Bible Truth, the Bible verse, and the Listening Assignments to use with the 3 lessons for each Bible Truth.
- 2. The Story Scenes, themselves.** Notice that each scene is numbered and that there is a brief summary of the story that corresponds to the picture. You can actually just tell the story in a simple way by using only the text at the bottom of each Story Scene.
- 3. Directions** for making the Hide 'n' Seek Kids "Bible" Folder and the **back/front images** to paste in place when making it. (Larger back/front images are found online with the curriculum.)
- 4. Directions** for how to make a homemade flannelgraph storyboard and sturdy Story Scene pictures are found in the back of this book.

Ready, Set, Rip It Out!



This book is meant to be ripped up and made into your visual aids. The key concept signs can be cut out and laminated or slipped into sheet protectors. The Story Scenes can be put in sheet protectors or laminated, too.

Store It!



Hide 'n' Seek Kids is a curriculum that can be used over and over. Store your visual aids and storyboard pictures after using them and they will serve you for many years. We store ours in manilla envelopes and then put them (along with all the rest of the curriculum) in magazine files, labelled by Bible Truth. If you have multiple classes using the curriculum, store each set of resources in separate manilla envelopes. This will make prep much simpler, second time around.

Replacement Story Scene Pictures



You can always purchase this book again or simply go online and print out any scenes that go missing.

Other Options



You can also choose to tell the story in a more traditional flannelgraph way by using your own flannelgraph figures or by purchasing/free downloading the Storyboard Pictures (large and small format size available). This is more complex and requires more preparation, but some love it. And, it does allow for kids to interact more by helping to place pictures up on the board as you tell the story.

Unit 6 Overview of Key Concepts

UNIT 6: God, the Just and Merciful

Unit Big Question (and Answer): "How Did Bad Things Come to God's Good World?
Bad Things Came through Sin!"

Meaning:

When God created the world in the beginning, He created all things good; but, now there are many bad and sad things in God's good world. All these bad things came through sin when people disobeyed God. How good it is that God sent Jesus to be our Savior! He can forgive our sins and make us God's people!

Unit 6 Bible Verse: Romans 5:12

"Sin came into the world through one man, and death through sin, and so death spread to all men because all sinned."

Meaning:

Long ago, Adam and Eve disobeyed God's good ways. Oh, such sadness came into God's good world when they did! Instead of living forever in the beautiful world God created, now their bodies would get sick and die. No longer did they enjoy the same special closeness they knew with God. And now everything else in the world would also hurt with sin and death. That's why we disobey God, and why there's so much sadness in the world today. Thank God for sending Jesus to rescue us from sin and death!

Unit 6 ACTS Prayer

- A** We praise You, God, for being so good. You never do anything wrong.
- C** God, we confess that like Adam and Eve, we have all chosen to disobey You. We deserve Your punishment. Please forgive us and save us from our sins through Jesus!
- T** Thank You, God, for sending Jesus to save us from our sins. Thank You for making the way for us to know You and to get to live with You forever.
- S** God, work in our hearts. Help us to turn away from disobeying You. Help us to trust in Jesus as our Savior. Help us to tell others about Jesus how they can be saved through Him, too.

In Jesus' name we pray, Amen.

Unit 6 Story

The Case of the Terrible, Terrible Day

Genesis 3-4

Songs Used in Unit 6 *listen to or download songs for free at <https://praisefactory.org>: Hide n Seek Kids Music page*

Big Q & A 6 Song

Big Question 6 Song: How Did Bad Things Come to God's Good World?

Unit 6 Bible Verse Song: Sin Came into the World Romans 5:12 ESV

Unit 6 Hymn: Nothing But the Blood

Unit 6 Praise Song: I Will Sing of the Mercies

Hide 'n' Seek Kids ESV Songs 6 Track Numbers

This is a listing of all songs mentioned in the unit curriculum. You may or may not choose to use all of the songs. They are listed in easy-reference order--NOT in the order used in the curriculum.

You may choose to simply burn a CD/load them onto an mp3 device in this order. Or, you may want to do what we do: choose the songs we want to use and create a play list of them in that order. Then, we burn a CD/upload the play list onto an mp3 device. A teacher only has to click forward to the next song, instead of hunting for the right track. The track number have been included as part of the title of each song, so teachers will still have a reference to the track number listed in the curriculum (same as those listed below), even if you change the order on your customized play list the track number listed in the curriculum (same as those listed below), even if you change the order on your customized play list.

SONGS USED EVERY UNIT OF THE CURRICULUM

- 1 The Classroom Song v.1
- 2 The Classroom Song v.2
- 3 The Classroom Song v.3
- 4 The Classroom Song v.4
- 5 Hide 'n' Seek Kids Theme Song
- 6 The Classroom Rules Song
- 7 Let's Pray Song
- 8 The Big Question Box Song
- 9 The Bible Chant Song
- 10 ACTS Prayer Song (Short Version)
- 11 ACTS Prayer Song (Full Version)

Why the Extra Songs?

Hide 'n' Seek Kids is a curriculum used by children of different ages. Sometimes one of the other songs is a better fit for your kids. Or, you may simply want to teach them more songs on the same Bible Truth. Use as many or as few as you want.

UNIT 6: THE GOD OF JUSTICE AND MERCY

- 12 Big Q & A 6 Song
- 13 Big Question 6 Song: How Did Bad Things Come to God's Good World?
- 14 Big Question 6 Bible Verse Song: Sin Came into the World Romans 5:12 ESV
- 15 *Extra Unit 6 Bible Verse Song: Sin Came into the World Romans 5:12 ESV (other version)*
- 16 *Extra Unit 6 Bible Verse Song: You Must Not Eat, Eat, Eat Genesis 2-3, HCSB*
- 17 Unit 6 Hymn: Nothing But the Blood of Jesus, v.1
- 18 Unit 6 Praise Song: I Will Sing of the Mercies

listen to or download songs for free at <https://praisefactory.org: Hide n Seek Kids Music page>

The Case of the Terrible, Terrible Day

Genesis 3-4

HSK
Bible
Folder

?
Big
Question
Briefcase
of BQB

Story-telling Tips

Ahead of time:

1. Read the Bible verses and story. Pray!
2. Choose story action cues and/or prepare Story Scenes, if using. (Included in the Visual Aids books)
3. Practice telling story with the Story Scenes, timing your presentation. Shorten, if necessary.

During your presentation:

1. Maintain as much eye contact as possible as you tell the story.
2. Put up Story Scenes/add story action cues as you tell the story. Allow the children to help you put them on the board, if desired.
3. Include the children in your story with a few questions about what they think will happen or words/concepts that might be new to them.
4. Watch the kids for signs that their attention span has been reached. Shorten, if necessary.

INTRODUCTION/ LISTENING ASSIGNMENTS

“Our story is called: The Case of the Terrible, Terrible Day. Here is your listening assignment...”

Read from Detective Dan’s Listening Assignment signs, but questions are summarized below:

Detective Dan’s Lesson #1 Listening Assignment:

I need to find out:

1. What made this day so terrible?
2. What did God promise to do to rescue us from what happened that day?

Detective Dan’s Lesson #2 Listening Assignment:

Our Bible verse is Romans 5:12: “Sin came into the world through one man, and death through sin, and so death spread to all men because all sinned.”

As you listen to the story, see if you can figure out:

1. Who did sin come into the world through?
2. How did their sin hurt all of God’s good world?

Detective Dan’s Lesson #3 Listening Assignment:

I found four clues, but one of them is NOT in the story.

They are: A serpent; Jesus; fruit; and, ice cream.

Hold up each of the four pictures for the children to see as you identify them. Better yet, put them up on your flannelgraph board, off to one side.

I need to know:

1. Which of these things was not in our story today?
2. How were the other three things important in our story?

Detective Dan’s Lesson #4 Listening Assignment:

As you listen to the story, see if you can figure out:

1. Who was sorry for their sins and looked for hope in God?
2. How did God show them kindness, even though they disobeyed Him?

Detective Dan’s Lesson #5 Listening Assignment:

As you listen to the story, see if you can figure out:

1. What did Adam and Eve do that brought sin into God’s good world?
2. What good news did God give Adam and Eve that day?

Read the questions, THEN SAY,

“Ok, Hide ‘n’ Seekers! Put on your best listening ears and see if you can hear the answers to Detective Dan’s questions. When I finish telling the story, we will see if we can answer all the questions.”

"The Case of the Terrible, Terrible Day" Genesis 3-4

Story with lines separating paragraphs (text in bold, optional interaction cues in italics)

Adam and Eve were the first people. God, Himself, made them in the very beginning, long ago. He gave them a wonderful home in a beautiful garden.

God loved Adam and Eve. Adam and Eve loved God. And everything was happy, happy, happy!

Can you show me your happiest face?

But then something very bad happened...

God's enemy, Satan, came. He wanted to spoil God's perfectly wonderful world. He especially wanted to spoil the perfect happiness and wonderful friendship that God had with people. So he tricked Adam and Eve.

Satan used the serpent to trick Adam and Eve into wanting to disobey God... and they did! They took fruit from the one tree in their garden home God had told them NOT to eat... and they ate it!

Now everything was sad, sad, sad! Sin had come into God's good world!

Can you show me your saddest face? This was a very, very, VERY sad and bad thing that happened!

Now, there would be disobeying. Now, there would be hurting, and crying, and dying. Not just for Adam and Eve, but for all people and everything else in God's world.

I don't like to hurt or disobey or cry, do you? What do you look like when you are hurting? or crying? or disobeying? What a sad, sad day it was when these things came into God's good world!

Worst of all, the perfect happiness and friendship that God had with people was broken.

It looked like Satan had won, but had he?

HAD Satan won? Can you tell me?

NO, HE HAD NOT!

On that sad, sad day, God gave Adam and Eve a wonderful promise: "One day, I will send a Savior. He will beat Satan. He will save all of God's people from their sins. He will make the way for them to know perfect happiness and have friendship with Me again... and it will last forever!

Do you know who that Savior was? It was God's Son, Jesus! He came to earth, just as God said He would. He lived a perfect life, then He suffered and died on a cross.

And do you know what Jesus did as He suffered and died? He took ALL THE PUNISHMENT that God's people deserved for disobeying God. He took their sin and gave them His perfect life so they could be FORGIVEN!

Story with lines separating paragraphs (text in bold, optional interaction cues in italics)

Jesus died and was buried in a cave-grave that day. But then on Day One, Two, Three, He rose up from the dead!

Hold up one, two, three fingers.

Why? Because Jesus had really done it! He had saved God's people. He had beaten Satan, just like God said He would! Yay!

Let's jump up and down and cheer, "Yay!" for Jesus beating Satan!

Because of Jesus, God's people would get to know and love God in their hearts while they live here on earth. And one day, they will go to live with God forever! And that will be best of all!

What do God's people get to do? They get to know God in their hearts here on earth now. And one day, when they die, they will go to live with Him forever! What will that be like? Happy, happy, happy! Can you make your happiest face again?

Who are God's people? They are everyone who will turn away from their sins and trust in Jesus as their Savior. We can be God's people, too, if we turn away from our sins and trust in Jesus as our Savior. Ask God to help you. He loves to answer this prayer!

Cracking the Case: (story wrap-up for Listening Assignments)

It's time to see how we did with our Listening Assignment.

Detective Dan's Lesson #1 Listening Assignment:**1. What made this day so terrible?**

This was the day that bad things came to God's good world, when Adam and Eve disobeyed God. Now all people would know sin and death.

2. What did God promise to do to rescue us from what happened that day? God promised to send Jesus to beat Satan and be our Savior.

For You and Me:

This was a terrible day for all of us. We are all in Adam and Eve's family and we all disobey God, just like they did. How good it is that God sent Jesus to rescue us! He will save us from our sins when turn away from our sins and trust in Him as our Savior.

Detective Dan's Lesson #2 Listening Assignment:

Our Bible verse is Romans 5:12: "Sin came into the world through one man, and death through sin, and in this way death came to all men, because all sinned."

As you listen to the story, see if you can figure out:

1. How did sin come into the world? Satan tempted Adam and Eve and they disobeyed God. That's how sin came into the world.

2. How did their sin hurt all of God's good world?

Sad things, sickness and death came into God's good world, when Adam and Eve disobeyed God long ago. They still hurt everything in our world even today.

For You and Me:

We are all in Adam and Eve's family. We all disobey God just like they did. How good it is that God sent Jesus to rescue us! He will save us from our sins when we trust in Jesus as our Savior and live for Him.

Detective Dan's Lesson #3 Listening Assignment:

I found four clues, but one of them is NOT in the story. They are: a serpent; Jesus; fruit; and, ice cream.

1. Which of these things was not in our story today? Ice cream.

2. How were the other three things important in our story? Satan used the serpent to trick Adam and Eve into listening to him. His trick worked. They disobeyed God and ate the fruit that God had told them not to eat. Sin had come into God's good world. But that wasn't the end of the story. God promised to send them a Savior--Jesus--to beat Satan and rescue us from our sins.

For You and Me:

Like Adam and Eve, we too often choose to disobey God. Like them, we deserve God's punishment. Yet, God has sent Jesus and He can be our Savior. We can ask Him to help us turn away from our sins and trust in Jesus and be forgiven!

Detective Dan's Lesson #4 Listening Assignment:

1. Who was sorry for their sins and looked for hope in God? Adam and Eve.

2. How did God show them kindness, even though they disobeyed Him? He promised to send Jesus to beat Satan and to be their Savior.

For You and Me:

We all disobey God, just like Adam and Eve did. God sent Jesus to rescue us, too! God wants us to confess our sins to God and ask for His forgiveness. He wants us to turn away from our sins and trust in Jesus as our Savior.

Detective Dan's Lesson #5 Listening Assignment:

1. What did Adam and Eve do that brought sin into God's good world? They listened to Satan and disobeyed God.

2. What good news did God give Adam and Eve that day? God promised to send them a Savior--Jesus--to beat Satan and be their Savior.

For You and Me:

We all disobey God, just like Adam and Eve did. God offers to us the same good news He gave Adam and Eve: He would send a Savior to save us from our sins. That Savior is Jesus. God wants us to confess our sins to God and ask for His forgiveness. He wants us to turn away from our sins and trust in Jesus as our Savior. Then we will be God's dearly loved people forever.

The Gospel (story wrap-up if NOT using Listening Assignments)**Our Bible Truth is:****How Did Bad Things Come to God's Good World?****Bad Things Came through Sin!**

What a terrible thing happened when Adam and Eve sinned! How sad and lonely they were when they lost the special closeness they had with God!

But how kind God was to promise to one day send Jesus to destroy Satan and to save sinners like them and us from our sins! Jesus came and took the punishment for the sins of God's people on the cross. On the third day, He rose from the dead, proving He had really beaten sin and death.

We can become God's people, too, when we turn away from our sins and trust in Jesus as our Savior. Ask Him to help you. He loves to answer this prayer.

Close in prayer.

Closing Unit 6 ACTS Prayer

A=Adoration C=Confession T=Thanksgiving S=Supplication

- A** We praise You, God, for being so good. You never do anything wrong.
- C** God, we confess that like Adam and Eve, we have all chosen to disobey You. We deserve Your punishment. Please forgive us and save us from our sins through Jesus!
- T** Thank You, God, for sending Jesus to save us from our sins. Thank You for making the way for us to know You and to get to live with You forever.
- S** God, work in our hearts. Help us to turn away from disobeying You. Help us to trust in Jesus as our Savior. Help us to tell others about Jesus how they can be saved through Him, too.

In Jesus' name we pray. Amen.



**How did bad things come to
God's good world?**



ANSWER:

Bad things came through sin!

VISUAL
AID

#1

take out



of BQB

HSK 6 Big Question and Answer Sign Front

The Big Question

*Hold up the Big Question sign for all the children to see,
and say:*

The Big Question we are investigating today is
Big Question Number 6:

How Did Bad Things Come to God's Good World?
and the Answer is:
Bad Things Came through Sin!

Meaning:
When God created the world in the beginning, He created all things good; but, now there are many bad and sad things in God's good world. All these bad things came through sin when people disobeyed God. How good it is that God sent Jesus to be our Savior! He can forgive our sins and make us God's people!

Let's sing our Big Question Song:"

Big Q & A 6 Song

*HSK ESV Songs 6, track 12
(adapted version of "Frere Jacques")*

How did bad things,
How did bad things,
Come to God's good world?
Come to God's good world?
Bad things came through sin,
Bad things came through sin,
That's how bad things came,
That's how bad things came,
That's how bad things came.

**“Sin came into the world through one man,
and death through sin...”**

VISUAL
AID

#2

Place
verse in

HSK
Bible
Folder

HSK Bible
Folder

take out



of BQB



and so death spread to all men,



because all sinned.” Romans 5:12, ESV

Unit 6 Bible Verse

"Who would like to get our Bible verse out of the Big Question Briefcase for me?"

Choose a child to open the briefcase, take out the "Bible" with the Bible Verse in it and hand it to you. Remove the Bible Verse Picture from the "Bible" and hold it up for all the children to see, then say:

Romans 5:12, ESV

"Sin came into the world through one man, and death through sin, and so death spread to all men because all sinned."

Meaning:

Long ago, Adam and Eve disobeyed God's good ways. Oh, such sadness came into God's good world when they did! Instead of living forever in the beautiful world God created, now their bodies would get sick and die. No longer did they enjoy the same special closeness they knew with God. And now everything else in the world would also hurt with sin and death. That's why we disobey God, and why there's so much sadness in the world today. Thank God for sending Jesus to rescue us from sin and death!

"We've said our Bible verse, now let's sing it!"

Sin Came into the World:

Romans 5:12

HSK ESV Songs 6, track 14, 14T

Sin came into the world,
Through one man,
And death through sin,
And so death spread to all.
Death spread to all men,
Because all sinned.
Sin came into the world,
Through one man.
Romans Five, twelve.

"Now it's time to do a bit more deep down investigating. Let's read Detective Dan wants us to help him figure out. Would someone like to get it out for me?"

VISUAL
AID

Place
verse in
take out


#3

Big
Question
Answers

HSK
Bible
Folder

of BQB

HSK Bible
Folder



Detective Dan's Listening Assignment #1

Detective Dan's Listening Assignment #1



Hi, Hide 'n' Seek Kids!
I'm working on a brand-new case called:
"The Case of the Terrible, Terrible Day."

I need to find out:

1. What made this day so terrible?
- AND
2. What did God promise to do to rescue us from what happened that day?

Can you help me? Listen carefully to the story and you might just hear the answers!

Thanks!
Detective Dan

Then say, "Ok, Hide 'n' Seekers! Put on your best listening ears and see if you can hear the answers to Detective Dan's questions. When I finish telling the story, we will see if we can answer all of his questions."

Read the Bible Truth story, putting up the storyboard pictures as you tell it.

At the end of the story, repeat the questions and lead the children in answering them. Present the gospel and close in prayer.

Answers to assignment questions, the gospel and ACTS prayer are also included at the end of the story text.

Answers:

1. What made this day so terrible?

This was the day that bad things came to God's good world, when Adam and Eve disobeyed God. Now all people would know sin and death.

2. What did God promise to do to rescue us from what happened that day? God promised to send Jesus to beat Satan and be our Savior.

For You and Me:

This was a terrible day for all of us. We are all in Adam and Eve's family and we all disobey God, just like they did. How good it is that God sent Jesus to rescue us! He will save us from our sins when turn away from our sins and trust in Him as our Savior.

VISUAL

Place
verse in

take out

#4

HSK
Bible
Folder

HSK
Bible
Folder

of BQB

HSK Bible
Folder



Detective Dan's Listening Assignment #2

Detective Dan's

Listening Assignment #2



Hi, Hide 'n' Seek Kids!

I'm still working on the case called:

"The Case of the Terrible, Terrible Day."

Our Bible verse is Romans 5:12:

"Sin came into the world through one man, and death through sin, and so death spread to all men because all sinned."

I need to find out:

1. Who did sin come into the world through?

AND

2. How did their sin hurt all of God's good world?

Can you help me? Listen carefully to the story and you might just hear the answers!

Thanks for your help!

Detective Dan

Then say, "Ok, Hide 'n' Seekers! Put on your best listening ears and see if you can hear the answers to Detective Dan's questions. When I finish telling the story, we will see if we can answer all of his questions."

Read the Bible Truth story, putting up the storyboard pictures as you tell it.

At the end of the story, repeat the questions and lead the children in answering them. Present the gospel and close in prayer.

Answers to assignment questions, the gospel and ACTS prayer are also included at the end of the story text.

Answers:

Our Bible verse is Romans 5:12: "Sin came into the world through one man, and death through sin, and so death spread to all men because all sinned."

As you listen to the story, see if you can figure out:

1. How did sin come into the world? Satan tempted Adam and Eve and they disobeyed God. That's how sin came into the world.

2. How did their sin hurt all of God's good world? Sad things, sickness and death came into God's good world, when Adam and Eve disobeyed God long ago. They still hurt everything in our world even today.

For You and Me:

We are all in Adam and Eve's family. We all disobey God just like they did. How good it is that God sent Jesus to rescue us! He will save us from our sins when we trust in Jesus as our Savior and live for Him.

VISUAL
AID

Place
verse in


take out

#5A

HSK Bible
Folder

HSK Bible
Folder

of BQB



Detective Dan's Listening Assignment #3

Detective Dan's

Listening Assignment #3



Hi, Hide 'n' Seek Kids!

I'm still working on the case called:

"The Case of the Terrible, Terrible Day."

I found four clues, but one of them is NOT in the story.
They are: a serpent; Jesus; fruit; and, ice cream.

Hold up each of the four pictures for the children to see as you identify them. Better yet, put them up on your flannelgraph board, off to one side.

I need to know:

- 1. Which of these things was not in our story today?**
- AND**
- 2. How were the other three things important in our story?**

Can you help me? Listen carefully to the story and you might just hear the answers!

Thanks!
Detective Dan

Then say, "Ok, Hide 'n' Seekers! Put on your best listening ears and see if you can hear the answers to Detective Dan's questions. When I finish telling the story, we will see if we can answer all of his questions."

Read the Bible Truth story, putting up the storyboard pictures as you tell it.

At the end of the story, repeat the questions and lead the children in answering them. Present the gospel and close in prayer.

Answers to assignment questions, the gospel and ACTS prayer are also included at the end of the story text.


Answers:

- 1. Which of these things was not in our story today?** Ice cream.
- 2. How were the other three things important in our story?** Satan used the serpent to trick Adam and Eve into listening to him. His trick worked. They disobeyed God and ate the fruit that God had told them not to eat. Sin had come into God's good world. But that wasn't the end of the story. God promised to send them a Savior--Jesus--to beat Satan and rescue us from our sins.

For You and Me:

Like Adam and Eve, we too often choose to disobey God. Like them, we deserve God's punishment. Yet, God has sent Jesus and He can be our Savior. We can ask Him to help us turn away from our sins and trust in Jesus and be forgiven!

Jesus



Serpent






HSK 6 Lesson 3 Listening Assignment Clue Picture1 for kids



HSK 6 Lesson 3 Listening Assignment Clue Picture 2 for kids



Fruit



Ice Cream






HSK 6 Lesson 3 Listening Assignment Clue Picture 3 for kids



HSK 8 Lesson 6 Listening Assignment Clue Picture 4 for kids



Detective Dan's Listening Assignment #4

Detective Dan's

Listening Assignment #4



Hi, Hide 'n' Seek Kids!

I'm still working on the case called:

"The Case of the Terrible, Terrible Day."

I need to find out:

1. Who was sorry for their sins and looked for hope in God?

AND

2. How did God show them kindness, even though they disobeyed Him?

Can you help me? Listen carefully to the story and you might just hear the answers!

Thanks!

Detective Dan

Then say, "Ok, Hide 'n' Seekers! Put on your best listening ears and see if you can hear the answers to Detective Dan's questions. When I finish telling the story, we will see if we can answer all of his questions."

Read the Bible Truth story, putting up the storyboard pictures as you tell it.

At the end of the story, repeat the questions and lead the children in answering them. Present the gospel and close in prayer.

Answers to assignment questions, the gospel and ACTS prayer are also included at the end of the story text.

Answers:

1. Who was sorry for their sins and looked for hope in God? Adam and Eve.

2. How did God show them kindness, even though they disobeyed Him? He promised to send Jesus be Satan and to be their Savior.

For You and Me:

We all disobey God, just like Adam and Eve did. God sent Jesus to rescue us, too! God wants us to confess our sins to God and ask for His forgiveness. He wants us to turn away from our sins and trust in Jesus as our Savior.



Detective Dan's Listening Assignment #5

Detective Dan's

Listening Assignment #5



Hi, Hide 'n' Seek Kids!
I'm still working on the case called:
"The Case of the Terrible, Terrible Day."

I need to find out:

1. **What did Adam and Eve do that brought sin into God's good world?**

AND

2. **What good news did God give Adam and Eve that day?**

Can you help me? Listen carefully to the story and you might just hear the answers!

Thanks!

Detective Dan

Then say, "Ok, Hide 'n' Seekers! Put on your best listening ears and see if you can hear the answers to Detective Dan's questions. When I finish telling the story, we will see if we can answer all of his questions."

Read the Bible Truth story, putting up the storyboard pictures as you tell it.

At the end of the story, repeat the questions and lead the children in answering them. Present the gospel and close in prayer.

Answers to assignment questions, the gospel and ACTS prayer are also included at the end of the story text.

Answers:

1. What did Adam and Eve do that brought sin into God's good world?

They listened to Satan and disobeyed God.

2. What good news did God give Adam and Eve that day? God promised to send them a Savior--Jesus--to beat Satan and be their Savior.

For You and Me:

We all disobey God, just like Adam and Eve did. God offers to us the same good news He gave Adam and Eve: He would send a Savior to save us from our sins. That Savior is Jesus. God wants us to confess our sins to God and ask for His forgiveness. He wants us to turn away from our sins and trust in Jesus as our Savior. Then we will be God's dearly loved people forever.

"The Case of the Terrible, Terrible Day" Genesis 3-4



Detective Dan's Listening Assignment #1

1. What made this day so terrible?
2. What did God promise to do to rescue us from what happened that day?



Detective Dan's Listening Assignment #2

Romans 5:12, ESV

"Sin came into the world through one man, and death through sin, and in this way death came to all men, because all sinned."

1. How did sin come into the world?
2. How did their sin hurt all of God's good world?

(more listening and discussion questions are included in the curriculum at praisefactory.org)

I. Adam and Eve were the first people. God, Himself, made them in the very beginning, long ago.

He gave them a wonderful home in a beautiful garden. God loved Adam and Eve. Adam and Eve loved God. And everything was happy, happy, happy!



I. Adam and Eve were the first people. God, Himself, made them in the very beginning, long ago. He gave them a wonderful home in a beautiful garden. God loved Adam and Eve. Adam and Eve loved God. And everything was happy, happy, happy!

2. But then something very bad happened.

Satan --God's enemy-- came. He wanted to spoil God's perfectly wonderful world. He especially wanted to spoil the perfect happiness and wonderful friendship that God had with people.

Satan came up with a tricky trick.



2. But then something very bad happened. Satan --God's enemy-- came. He wanted to spoil God's perfectly wonderful world. He especially wanted to spoil the perfect happiness and wonderful friendship that God had with people. Satan came up with a tricky trick.

3. Satan used the serpent to try to trick Adam and Eve into disobeying God.

The trick worked! Adam and Eve picked fruit from the one tree in the garden God told them NOT to eat. And then, they ate it!



3. Satan used the serpent to try to trick Adam and Eve into disobeying God. The trick worked! Adam and Eve picked fruit from the one tree in the garden God told them **N**OT to eat. And then, they ate it!

4. Now everything was sad, sad, sad! Sin had come into God's good world.

Now, there would be disobeying. Now, there would be hurting, and crying, and dying. Not just for Adam and Eve, but for all people and everything else in God's world.

Worst of all, the perfect happiness and friendship that God had with people was broken.



4. Now everything was sad, sad, sad, sad! Sin had come into God's good world. Now, there would be disobeying. Now, there would be hurting, and crying, and dying. Not just for Adam and Eve, but for all people and everything else in God's world. Worst of all, the perfect happiness and friendship that God had with people was broken.

5. It looked like Satan had won, but had he?

NO, HE HAD NOT!

On that sad, sad day, God gave Adam and Eve a wonderful promise:

“One day, I will send a Savior. He will beat Satan. He will save all of God’s people from their sins. He will make the way for them to know perfect happiness and have friendship with Me again.. and it will last forever!”



5. It looked like Satan had won, but had he? NO, HE HAD NOT! On that sad, sad day, God gave Adam and Eve a wonderful promise: "One day, I will send a Savior. He will beat Satan. He will save all of God's people from their sins. He will make the way for them to know perfect happiness and have friendship with Me again... and it will last forever!"

6. That Savior was God's Son, Jesus.

He came to earth and lived a perfect life. He suffered and died on a cross to take all the punishment that God's people deserved for their sins, so they wouldn't have to.

Then on Day Three, He rose from the dead in victory!



6. That Savior was God's Son, Jesus. He came to earth and lived a perfect life. He suffered and died on a cross to take all the punishment that God's people deserved for their sins, so they wouldn't have to. Then on Day Three, He rose from the dead in victory!

7. Jesus had really done it! He beat God's enemy, Satan, that day. He beat sin, sickness, sadness, and even death, itself.

Because of Jesus, God's people can know and love God in their hearts: a little of the Perfect Wonderfulness of life with God.

But the best is yet to come...



7. Jesus had really done it! He beat God's enemy, Satan, that day. He beat sin, sickness, sadness, and even death, itself. Because of Jesus, God's people can know and love God in their hearts: a little of the Perfect Wonderfulness of life with God. But the best is yet to come...

8. Because of Jesus, God's people will get to live with God in heaven forever! And that really will be Perfect Wonderfulness!

We can be God's people, too, if we turn away from our sins and trust in Jesus as our Savior. Ask God to help you. He loves to answer this prayer!




8. Because of Jesus, God's people will get to live with God in heaven forever! And that really will be Perfect Wonderfulness! We can be God's people, too, if we turn away from our sins and trust in Jesus as our Savior. Ask God to help you. He loves to answer this prayer!

HSK 6

"The Case of the Terrible, Terrible Day" Genesis 3-4

SOLVED



Detective Dan's Listening Assignment #1

1. What made this day so terrible?
This was the day that bad things came to God's good world when Adam and Eve disobeyed God. Now all people would know sin and death.
2. What did God promise to do to rescue us from what happened that day?
God promised to send Jesus to beat Satan and be our Savior.

For You and Me:
This was a terrible day for all of us. We are all in Adam and Eve's family and we all disobey God, just like they did. How good it is that God sent Jesus to rescue us! He will save us from our sins when turn away from our sins and trust in Him as our Savior.



Detective Dan's Listening Assignment #2

Romans 5:12, ESV

"Sin came into the world through one man, and death through sin, and in this way death came to all men, because all sinned."

1. How did sin come into the world?
Satan tempted Adam and Eve and they disobeyed God. That's how sin came into the world.
2. How did their sin hurt all of God's good world?
Sad things, sickness and death came into God's good world, when Adam and Eve disobeyed God long ago. They still hurt everything in our world even today.

For You and Me:

We are all in Adam and Eve's family. We all disobey God just like they did. How good it is that God sent Jesus to rescue us! He will save us from our sins when turn away from our sins and trust in Him as our Savior.

HSK 6

Our Bible Truth is:

How Did Bad Things Come to God's Good World?

Bad Things Came through Sin!



What a terrible thing happened when Adam and Eve sinned! How sad and lonely they were when they lost the special closeness they had with God!

But how kind God was to promise to one day send Jesus to destroy Satan and to save sinners like them and us from our sins! Jesus came and took the punishment for the sins of God's people on the cross. On the third day, He rose from the dead, proving He had really beaten sin and death.

We can become God's people, too, when we turn away from our sins and trust in Jesus as our Savior. Ask Him to help you. He loves to answer this prayer.



HSK 6

A Prayer

A We praise You, God, for being so good. You never do anything wrong.

C God, we confess that like Adam and Eve, we have all chosen to disobey You. We deserve Your punishment. Please forgive us and save us from our sins through Jesus!

T Thank You, God, for sending Jesus to save us from our sins. Thank You for making the way for us to know You and to get to live with You forever.

S God, work in our hearts. Help us to turn away from disobeying You. Help us to trust in Jesus as our Savior. Help us to tell others about Jesus how they can be saved through Him, too.

In Jesus' name we pray. Amen.



A= Adoration (God, we praise You!) C=Confession (God, forgive us!) T= Thanksgiving (Thank You, God) S=Supplication (Make us like Jesus!)

HSK 6

Hide 'n' Seek Kids

Unit 7 Story Scenes



About Hide 'n' Seek Kids Visual Aids

How Are They Used?



The Hide 'n' Seek Kids Visual Aids book is a companion resource to be used alongside the Hide 'n' Seek Kids Core Curriculum book for each unit. These colorful pictures are used in presenting the key concepts; telling the Bible stories; and, in playing the Bible Story Review games.


What Do They Include?



There are four different resources included in this book:

- 1. Key Concept Visual Aids**-- colorful signs of the Big Question and Answer, the Bible Truth, the Bible verse, and the Listening Assignments to use with the 3 lessons for each Bible Truth.
- 2. The Story Scenes, themselves.** Notice that each scene is numbered and that there is a brief summary of the story that corresponds to the picture. You can actually just tell the story in a simple way by using only the text at the bottom of each Story Scene.
- 3. Directions** for making the Hide 'n' Seek Kids "Bible" Folder and the **back/front images** to paste in place when making it. (Larger back/front images are found online with the curriculum.)
- 4. Directions** for how to make a homemade flannelgraph storyboard and sturdy Story Scene pictures are found in the back of this book.

Ready, Set, Rip It Out!



This book is meant to be ripped up and made into your visual aids. The key concept signs can be cut out and laminated or slipped into sheet protectors. The Story Scenes can be put in sheet protectors or laminated, too.

Store It!



Hide 'n' Seek Kids is a curriculum that can be used over and over. Store your visual aids and storyboard pictures after using them and they will serve you for many years. We store ours in manilla envelopes and then put them (along with all the rest of the curriculum) in magazine files, labelled by Bible Truth. If you have multiple classes using the curriculum, store each set of resources in separate manilla envelopes. This will make prep much simpler, second time around.

Replacement Story Scene Pictures



You can always purchase this book again or simply go online and print out any scenes that go missing.

Other Options



You can also choose to tell the story in a more traditional flannelgraph way by using your own flannelgraph figures or by purchasing/free downloading the Storyboard Pictures (large and small format size available). This is more complex and requires more preparation, but some love it. And, it does allow for kids to interact more by helping to place pictures up on the board as you tell the story.

Unit 7 Overview of Key Concepts

UNIT 7: The Law Giving God

Unit Big Question (and Answer): “What Are God’s Laws Like? God’s Laws Are Perfect!”

Meaning:

A law is a big rule made by someone in charge. God is our Maker. He is in charge of everyone in the whole world. He has given us His laws to live by.

God is good and loving, wise and fair. He is perfect! God’s laws are just like Him. They are good and loving, wise and fair, too. They are perfect!

God’s laws show us the very best way to live. They show us how to love God and love others. They are exactly what we need.

Unit 7 Bible Verse: Psalm 19:7, ESV

“The law of the LORD is perfect.”

Meaning:

The laws of the LORD are never, ever wrong. They always tell us the best way to live. They show us how to love God and love others. They are exactly what we need.

Unit 7 ACTS Prayer

- A** We praise You, God. You are so wise and good! So are the rules You give us to live by!
- C** God, we break all Your good laws. Sometimes we do not obey our parents. Sometimes we lie. Sometimes we want things that belong to others. We do not love You most of all. Please forgive us. We need a Savior!
- T** Thank You, God, for giving us Your good laws. They show us how to love and obey You. Thank You for sending Jesus to save us. We need Him to save us because we all disobey You and break Your laws. How good You are to give Him as our Savior!
- S** God, work in our hearts. Help us to learn Your good laws. Help us to turn away from disobeying You and trust in Jesus as our Savior. You can help us do what we could never do on our own.

In Jesus’ name we pray, Amen.

Unit 7 Story

The Case of the Big Voice

Exodus 19-20, 24

Songs Used in Unit 7 *listen to or download songs for free at <https://praisefactory.org>: Hide n Seek Kids Music page*

Big Q & A 7 Song

Big Question 7 Song: What Are God’s Laws Like?

Unit 7 Bible Verse Song: The Law of the Lord Psalm 19:7, ESV

Extra Unit 7 Bible Verse Song: The Law of the Lord Is Perfect Psalm 19:7, ESV

Unit 7 Hymn: Holy Bible, Book Divine

Unit 7 Praise Song: The Best Book to Read Is the Bible

Hide 'n' Seek Kids ESV Songs 7 Track Numbers

This is a listing of all songs mentioned in the unit curriculum. You may or may not choose to use all of the songs. They are listed in easy-reference order--NOT in the order used in the curriculum.

You may choose to simply burn a CD/load them onto an mp3 device in this order. Or, you may want to do what we do: choose the songs we want to use and create a play list of them in that order. Then, we burn a CD/upload the play list onto an mp3 device. A teacher only has to click forward to the next song, instead of hunting for the right track. The track number have been included as part of the title of each song, so teachers will still have a reference to the track number listed in the curriculum (same as those listed below), even if you change the order on your customized play list..

SONGS USED EVERY UNIT OF THE CURRICULUM

- 1 The Classroom Song v.1
- 2 The Classroom Song v.2
- 3 The Classroom Song v.3
- 4 The Classroom Song v.4
- 5 Hide 'n' Seek Kids Theme Song
- 6 The Classroom Rules Song
- 7 Let's Pray Song
- 8 The Big Question Box Song
- 9 The Bible Chant Song
- 10 ACTS Prayer Song (Short Version)
- 11 ACTS Prayer Song (Full Version)

Why the Extra Songs?

Hide 'n' Seek Kids is a curriculum used by children of different ages. Sometimes one of the other songs is a better fit for your kids. Or, you may simply want to teach them more songs on the same Bible Truth. Use as many or as few as you want.

UNIT 7: THE LAW-GIVING GOD

- 12 Big Q & A 7 Song
- 13 Big Question 7 Song: What Are God's Laws Like?
- 14 Unit 7 Bible Verse Song: The Law of the Lord Psalm 19:7, ESV
- 14T* Unit 7 Bible Verse Song: The Law of the Lord Psalm 19:7, ESV
- 15 Extra Unit 7 Bible Verse Song: The Law of the Lord Is Perfect Psalm 19:7, ESV (full version)
- 16 Extra Unit 7 Bible Verse Song: The Law of the Lord Psalm 19:7, ESV (short version)
- 17 Unit 7 Hymn: Holy Bible, Book Divine
- 18 Unit 7 Praise Song: The Best Book to Read Is the Bible

*T= Tidbit Very short version of the Bible verse song

listen to or download songs for free at <https://praisefactory.org: Hide n Seek Kids Music page>

The Case of the Big Voice

Exodus 19-20, 24

HSK
Bible
Folder

Big
Question
Briefcase
of BQB

Story-telling Tips

Ahead of time:

1. Read the Bible verses and story. Pray!
2. Choose story action cues and/or prepare Story Scenes, if using. (Included in the Visual Aids books)
3. Practice telling story with the Story Scenes, timing your presentation. Shorten, if necessary.

During your presentation:

1. Maintain as much eye contact as possible as you tell the story.
2. Put up Story Scenes/add story action cues as you tell the story. Allow the children to help you put them on the board, if desired.
3. Include the children in your story with a few questions about what they think will happen or words/concepts that might be new to them.
4. Watch the kids for signs that their attention span has been reached. Shorten, if necessary.

INTRODUCTION/ LISTENING ASSIGNMENTS

“Our story is called: The Case of the Big Voice. Here is your listening assignment... ”

Read from Detective Dan’s Listening Assignment signs, but questions are summarized below:

Detective Dan’s Lesson #1 Listening Assignment:

As you listen to the story, see if you can figure out:

1. Who had the big voice?
2. What did the big voice say?

Detective Dan’s Lesson #2 Listening Assignment:

Our Bible verse is Psalm 19:7: Our Bible verse is Psalm 19:7: “The law of the LORD is perfect.”

As you listen to the story, see if you can figure out:

1. How did the LORD give His laws to His people long ago?
2. What did the LORD want the people to do with His laws?

Detective Dan’s Lesson #3 Listening Assignment:

I found four clues, but one of them is NOT in the story.

They are: a trumpet; a camel; a idol; and, lightning.

Hold up each of the four pictures for the children to see as you identify them. Better yet, put them up on your flannelgraph board, off to one side.

I need to know:

1. Which three pictures belong in the story and which one does not?
2. How were the other three things important in our story?

Detective Dan’s Lesson #4 Listening Assignment:

As you listen to the story, see if you can figure out:

1. What did the people want to do with God’s laws?
2. What did the people need to ask the LORD to do, if they were to obey His laws?

Detective Dan’s Lesson #5 Listening Assignment:

As you listen to the story, see if you can figure out:

1. What did the people promise the LORD they would do with His perfect laws?
2. Did they keep their promise? Who did the LORD need to send them?

Read the questions, THEN SAY,

“Ok, Hide ‘n’ Seekers! Put on your best listening ears and see if you can hear the answers to Detective Dan’s questions. When I finish telling the story, we will see if we can answer all the questions.”

"The Case of the Big Voice" Exodus 19-20, 24

Story with lines separating paragraphs (text in bold, optional interaction cues in italics)

"Get ready! God is coming to meet with you at the big mountain," Moses told the people. "He is giving you His laws. He wants you to be His people," he said.

Can you stretch your arms up high and touch your fingers together to make the shape of a big mountain?

"Yay! Yay!" the people said. "We will get ready!"

Say, "Yay" with the people!

The people got ready. They put stones all around the bottom of the big mountain. No one was to go up on it. They washed themselves; and then, they went to the bottom of the big mountain and waited.

When we wait, we sit quietly and very still. Can you do that?

When would the LORD come? How would they know when He was there? They were about to find out. They looked up and what did they see?

What do you think they saw?

A great, blazing fire began to cover the big mountain! Thick clouds of grey smoke filled the air!

Can you wiggle your fingers like the flames of a fire?

There was bright, crashing lightning and loud, earth-shaking thunder.

Let's make crashing lightning with our arms! Stick out your pointer fingers and push arms out quickly, and make a pretend thunder sound.

And a trumpet blasted out louder and louder and louder! The LORD was coming!

Then the people heard it! A big, big, BIG voice! It was the voice of God, Himself!

What do you think God would say to them?

"I am the LORD your God. I want you to be My special people," He told them. "Here are My Ten, Big Rules for you to live by:

1. Love Me most of all. 2. Worship only Me. Don't worship fake gods. 3. Love Me by how you talk about Me and how you live.

Put your hand over your heart.

4. Have a special day each week to rest and to worship Me. 5. Love and obey your mommy and daddy. 6. Don't murder people. 7. Keep your promise to love only your own husband/wife. 8. Don't take other people's things. 9. Don't lie. 10. Be happy with what I give you: your husband, your wife, your things and your life! Don't be greedy for what others have." the LORD said.

Story with lines separating paragraphs (text in bold, optional interaction cues in italics)

These were the Ten, Big Rules the LORD gave the people that day.

Can you show me 10 fingers?

The people saw the thick, grey smoke and the great, blazing fire, and the bright, crashing lightning. They heard the loud, earth-shaking thunder and the loud, blasting trumpet.

They listened to God's big, big, BIG voice as He gave them His Ten, Big Rules... and they were TERRIFIED! They moved back from the mountain and trembled with fear!

Can you show me a very scared face? Can you shake your body like you were trembling from being so scared?

How amazing was the LORD! He was so great! He was so good! He was the one, true, living God! The people could see that!

And oh, how very different they were from Him! They weren't great like He was! They were just people... little, weak people! And they weren't good like Him, either. They had sin in their heart. They disobeyed God and His good ways.

No, they weren't like the LORD at all! No wonder they were so scared that day as they stood before Him and heard His voice!

Moses went to the people and said, "Don't be afraid. God wants you to be His people," he told them.

"God showed you how good and mighty He is, so you will want to obey His Big Rules. He doesn't want to hurt you," Moses comforted them. "He wants to love you and do good to you."

Why did God show the people how good and might He was? Just to scare them? No! To help them love and obey Him, for their own good!

So the LORD and the people made big promises to each other. "I will be Your God," the LORD promised the people. "Live as My people and I will love you and take care of you always," He told them.

"Yes, LORD, we will be Your people," the people promised Him. "We will love You and trust You. We will obey these wonderful Big Rules You have given us."

What did the people say? Can you say it, too? "We will obey God's big rules! We will be His people!"

Then everyone celebrated! How happy it was to be loved by God! How good it was to have His laws to live by!

Cracking the Case: (story wrap-up for Listening Assignments)

It's time to see how we did with our Listening Assignment.

Detective Dan's Lesson #1 Listening Assignment:

As you listen to the story, see if you can figure out:

- 1. Who had the big voice?** The LORD did.
- 2. What did the big voice say?** He gave the people His Ten, Big Rules to live by.

For You and Me:

The LORD gave the people His good rules to live by. God promised to care for the people and the people promised to obey His good rules. But the sad truth is they didn't keep their promise! Did this mean God stopped taking care of them? No, it did not! God would His Son, Jesus, to save all who turned away from their sins and would trust in Him as their Savior. How kind is the LORD! The LORD will forgive our sins and save us, too, when we turn away from our sins and trust in Jesus as our Savior. Ask Him to help you! He loves to!

Detective Dan's Lesson #2 Listening Assignment:

Our Bible verse is Psalm 19:7: "The law of the LORD is perfect."

As you listen to the story, see if you can figure out:

- 1. How did the LORD give His laws to His people long ago?** He spoke them out loud in a big voice.
- 2. What did the LORD want the people to do with His laws?** He wanted them to obey them.

For You and Me:

The people wanted to obey the LORD's good rules; but sadly, they disobeyed them all. We are the same way. We might want to obey God's laws--and sometimes we do. But too many times, we don't. God sent His Son, Jesus, to save His people from their sins. He would rescue them, even though they had broken their promise to obey Him. How kind is the LORD! God will forgive our sins, too, and save us through Jesus, when we confess our sins to Him and trust in Jesus as our Savior.

Detective Dan's Lesson #3 Listening Assignment:

I found four clues, but one of them is NOT in the story. They are: a trumpet; a camel; a idol; and, lightning.

- 1. Which of the three pictures belong in the story and which one does not?** The camel does not.
- 2. How were the other three things important in our story?** The people saw big flashes of lightning and heard the sound of a trumpet as the LORD came to give them His Ten, Big Rules. He told them not to worship any idols. They were to worship Him only. The people promised to Him they would.

For You and Me:

The people promised the LORD that they would worship only Him, and would keep all of His good laws. Sadly, they broke their promise and disobeyed all His laws. But the LORD was still so kind to them. He would rescue them, even though they had broken their promise to obey Him. He promised to send His Son, Jesus, to save them from their sins, if they would turn away from their sins and trust in Jesus as their Savior. This promise is for us, too. God will forgive our sins and save us through Jesus, when turn away from our sins and trust in Jesus as our Savior.

Detective Dan's Lesson #4 Listening Assignment:

As you listen to the story, see if you can figure out:

- 1. What did the people want to do with God's laws?** *They wanted to always obey them.*
- 2. What did the people need to ask the LORD to do, if they were to obey His laws?** They needed to ask the LORD to help them keep His laws. And, they needed to ask Him to forgive them when they disobeyed them. They needed Him to give them a Savior to save them from their sins.

For You and Me:

We are like God's people, long ago. We may want to keep God's good rules, but we do not. We need to ask God to help us to obey His good rules. We need to ask Him to forgive us when we disobey them. And most of all, we need to ask Jesus to be our Savior and save us from our sins. He loves to answer this prayer!

Detective Dan's Lesson #5 Listening Assignment:

As you listen to the story, see if you can figure out:

- 1. What did the people promise the LORD they would do with His perfect laws?** Obey them.
- 2. Did they keep their promise? Who did the LORD need to send them?** No, they didn't. A Savior.

For You and Me:

The people promised to obey the LORD's good laws, but they broke them all. But the LORD was still so kind to them. He would rescue them, even though they had broken their promise to obey Him. He promised to send His Son, Jesus, to save them from their sins, if they would turn away from their sins and trust in Jesus as their Savior. This promise is for us, too. God will forgive our sins and save us through Jesus, when turn away from our sins and trust in Jesus as our Savior.

The Gospel (story wrap-up if NOT using Listening Assignments)**Our Bible Truth is:****What Are God's Laws Like?****God's Laws Are Perfect!**

God's laws are perfect! But the people in our Bible story weren't perfect, were they? No, they weren't! They said they would obey God's big rules... and they wanted to obey them. But, do you know what? Many times, they didn't obey them! No! They DIS-obeyed them!

We are just like those people who lived long ago! We disobey God's Big Rules, too! And the truth is, we deserve God's punishment for disobeying His rules, too! What sad news!

But that's not the end of the story! God knows we are sinners and He wants to forgive us! That's why He sent Jesus to be our Savior.

When we turn away from our sins and trust in Jesus as our Savior, God will forgive us ... and save us! What a wonderful beginning that will be! We will get to know God in our hearts now. And then one day, we will go to live happily with Him forever in heaven.

Close in prayer.

Closing Unit 7 ACTS Prayer

A=Adoration C=Confession T=Thanksgiving S=Supplication

- A** We praise You, God. You are so wise and good! So are the rules You give us to live by!
- C** God, we break all Your good laws. Sometimes we do not obey our parents. Sometimes we lie. Sometimes we want things that belong to others. We do not love You most of all. Please forgive us. We need a Savior!
- T** Thank You, God, for giving us Your good laws. They show us how to love and obey You. Thank You for sending Jesus to save us. We need Him to save us because we all disobey You and break Your laws. How good You are to give Him as our Savior!
- S** God, work in our hearts. Help us to learn Your good laws. Help us to turn away from disobeying You and trust in Jesus as our Savior. You can help us do what we could never do on our own.
- In Jesus' name we pray, Amen.

BIG QUESTION 7



What are God's laws like?



ANSWER:

God's laws are perfect!

VISUAL
AID

#1

take out



of BQB

HSK 7 Big Question and Answer Sign Front

The Big Question

*Hold up the Big Question sign for all the children to see,
and say:*

The Big Question we are investigating today is
Big Question Number 7:

What Are God's Laws Like?
and the Answer is:
God's Laws Are Perfect!

Meaning:

A law is a big rule made by someone in charge. God is our Maker. He is in charge of everyone in the whole world. He has given us His laws to live by.

God is good and loving, wise and fair. He is perfect! God's laws are just like Him. They are good and loving, wise and fair, too. They are perfect!

God's laws show us the very best way to live. They show us how to love God and love others. They are exactly what we need.

Let's sing our Big Question Song:"

Big Q & A 7 Song

*HSK ESV Songs 7, track 12
(adapted version of "The Farmer in the Dell")*

What are God's laws like?
What are God's laws like?
What are God's laws like?
God's laws are perfect!

VISUAL
AID

#2

Place
verse in


HSK
Bible
Folder

HSK Bible
Folder

take out

Big
Question
Briefcase

of BQB



“The law of the LORD is perfect.”
Psalm 19:7, ESV

HSK 7 Bible Verse Picture--front

Unit 7 Bible Verse

"Who would like to get our Bible verse out of the Big Question Briefcase for me?"

Choose a child to open the briefcase, take out the "Bible" with the Bible Verse in it and hand it to you. Remove the Bible Verse Picture from the "Bible" and hold it up for all the children to see, then say:

Psalms 19:7

"The law of the LORD is perfect."

Meaning:

The laws of the LORD are never, ever wrong. They always tell us the best way to live. They show us how to love God and love others. They are exactly what we need.

"We've said our Bible verse, now let's sing it!"

The Law of the LORD:

Psalms 19:7

HSKESV Songs 7, track 14, 14T

The law of the LORD is perfect,
The law of the LORD is perfect,
The law of the LORD is perfect,
Psalms Nineteen, seven. (repeat)

"Now it's time to do a bit more deep down investigating. Let's read Detective Dan wants us to help him figure out. Would someone like to get it out for me?"

VISUAL
AID

Place
verse in
take out


#3

Big
Question
Answers

HSK
Bible
Folder

of BQB

HSK Bible
Folder



Detective Dan's Listening Assignment #1

Detective Dan's

Listening Assignment #1



Hi, Hide 'n' Seek Kids!

I'm working on a brand-new case called:

"The Case of the Big Voice."

I need to find out:

1. Who had the big voice?

AND

2. What did the big voice say?

Can you help me? Listen carefully to the story and you might just hear the answers!

Thanks!

Detective Dan

Then say, "Ok, Hide 'n' Seekers! Put on your best listening ears and see if you can hear the answers to Detective Dan's questions. When I finish telling the story, we will see if we can answer all of his questions."

Read the Bible Truth story, putting up the storyboard pictures as you tell it.

At the end of the story, repeat the questions and lead the children in answering them. Present the gospel and close in prayer.

Answers to assignment questions, the gospel and ACTS prayer are also included at the end of the story text.

Answers:

1. Who had the big voice? The LORD did.

2. What did the big voice say? He gave the people His Ten, Big Rules to live by.

For You and Me:

The LORD gave the people His good rules to live by. God promised to care for the people and the people promised to obey His good rules. But the sad truth is they didn't keep their promise! Did this mean God stopped taking care of them? No, it did not! God would His Son, Jesus, to save all who turned away from their sins and would trust in Him as their Savior. How kind is the LORD! The LORD will forgive our sins and save us, too, when we turn away from our sins and trust in Jesus as our Savior. Ask Him to help you! He loves to!

VISUAL

Place
verse in

take out

#4

HSK
Bible
Folder

HSK
Bible
Folder

HSK Bible
Folder

of BQB



Detective Dan's Listening Assignment #2

Detective Dan's

Listening Assignment #2



Hi, Hide 'n' Seek Kids!

I'm still working on the case called:

"The Case of the Big Voice."

Our Bible verse is Psalm 19:7:

"The law of the LORD is perfect."

I need to find out:

1. How did the LORD give His laws to His people long ago?

AND

2. What did the LORD want the people to do with His laws?

Can you help me? Listen carefully to the story and you might just hear the answers!

Thanks for your help!
Detective Dan

Then say, "Ok, Hide 'n' Seekers! Put on your best listening ears and see if you can hear the answers to Detective Dan's questions. When I finish telling the story, we will see if we can answer all of his questions."

Read the Bible Truth story, putting up the storyboard pictures as you tell it.

At the end of the story, repeat the questions and lead the children in answering them. Present the gospel and close in prayer.

Answers to assignment questions, the gospel and ACTS prayer are also included at the end of the story text.

Answers:

Our Bible verse is Psalm 19:7: "The law of the LORD is perfect."

As you listen to the story, see if you can figure out:

1. **How did the LORD give His laws to His people long ago?** He spoke them out loud in a big voice.

2. **What did the LORD want the people to do with His laws?** He wanted them to obey them.

For You and Me:

The people wanted to obey the LORD's good rules; but sadly, they disobeyed them all. We are the same way. We might want to obey God's laws--and sometimes we do. But too many times, we don't. God sent His Son, Jesus, to save His people from their sins. He would rescue them, even though they had broken their promise to obey Him. How kind is the LORD! God will forgive our sins, too, and save us through Jesus, when we confess our sins to Him and trust in Jesus as our Savior.

VISUAL
AID

Place
verse in

#5A



of BQB

HSK Bible
Folder



Detective Dan's Listening Assignment #3

Detective Dan's

Listening Assignment #3



Hi, Hide 'n' Seek Kids!

I'm still working on the case called:

"The Case of the Big Voice."

I found four clues, but one of them is NOT in the story. They are: a trumpet; a camel; a idol; and, lightning.

Hold up each of the four pictures for the children to see as you identify them. Better yet, put them up on your flannelgraph board, off to one side.

I need to know:

1. Which of the three pictures belong in the story and which one does not?

AND

2. How were the other three things important in our story?

Can you help me? Listen carefully to the story and you might just hear the answers!

Thanks!

Detective Dan

Then say. "Ok, Hide 'n' Seekers! Put on your best listening ears and see if you can hear the answers to Detective Dan's questions. When I finish telling the story, we will see if we can answer all of his questions."

Read the Bible Truth story, putting up the storyboard pictures as you tell it.

At the end of the story, repeat the questions and lead the children in answering them. Present the gospel and close in prayer.

Answers to assignment questions, the gospel and ACTS prayer are also included at the end of the story text.

Answers:


1. Which of the three pictures belong in the story and which one does not? The camel does not.

2. How were the other three things important in our story? The people saw big flashes of lightning and heard the sound of a trumpet as the LORD came to give them His Ten, Big Rules. He told them not to worship any idols. They were to worship Him only. The people promised to Him they would.


For You and Me:

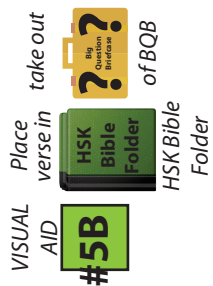
The people promised the LORD that they would worship only Him, and would keep all of His good laws. Sadly, they broke their promise and disobeyed all His laws. But the LORD was still so kind to them. He would rescue them, even though they had broken their promise to obey Him. He promised to send His Son, Jesus, to save them from their sins, if they would turn away from their sins and trust in Jesus as their Savior. This promise is for us, too. God will forgive our sins and save us through Jesus, when turn away from our sins and trust in Jesus as our Savior.

Camel



Trumpet






HSK 7 Lesson 3 Listening Assignment Clue Picture1 for kids




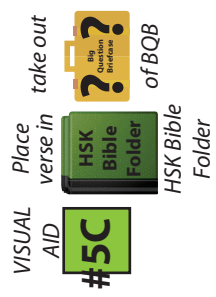
HSK 7 Lesson 3 Listening Assignment Clue Picture 2 for kids

Lightning

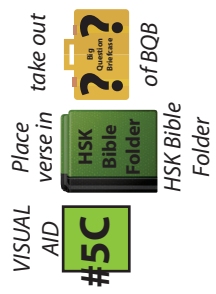


Fake God (Idol)






HSK 7 Lesson 3 Listening Assignment Clue Picture 3 for kids



HSK 7 Lesson 3 Listening Assignment Clue Picture 4 for kids



Detective Dan's Listening Assignment #4

Detective Dan's

Listening Assignment #4



Hi, Hide 'n' Seek Kids!

I'm still working on the case called:

"The Case of the Big Voice."

I need to find out:

1. What did the people want to do with God's laws?
- AND
2. What did the people need to ask the LORD to do, if they were to obey His laws?

Can you help me? Listen carefully to the story and you might just hear the answers!

Thanks!

Detective Dan

Then say, "Ok, Hide 'n' Seekers! Put on your best listening ears and see if you can hear the answers to Detective Dan's questions. When I finish telling the story, we will see if we can answer all of his questions."

Read the Bible Truth story, putting up the storyboard pictures as you tell it.

At the end of the story, repeat the questions and lead the children in answering them. Present the gospel and close in prayer.

Answers to assignment questions, the gospel and ACTS prayer are also included at the end of the story text.

Answers:

1. **What did the people want to do with God's laws?** They wanted to always obey them.
2. **What did the people need to ask the LORD to do, if they were to obey His laws?** They needed to ask the LORD to help them keep His laws. And, they needed to ask Him to forgive them when they disobeyed them. They needed Him to give them a Savior to save them from their sins.

For You and Me:

We are like God's people, long ago. We may want to keep God's good rules, but we do not. We need to ask God to help us to obey His good rules. We need to ask Him to forgive us when we disobey them. And most of all, we need to ask Jesus to be our Savior and save us from our sins. He loves to answer this prayer!



Detective Dan's Listening Assignment #5

Detective Dan's

Listening Assignment #5



Hi, Hide 'n' Seek Kids!
I'm still working on the case called:
"The Case of the Big Voice."

I need to find out:

1. What did the people promise the LORD they would do with His perfect laws?

AND

2. Did they keep their promise? Who did the LORD need to send them?

Can you help me? Listen carefully to the story and you might just hear the answers!

Thanks!

Detective Dan

Then say, "Ok, Hide 'n' Seekers! Put on your best listening ears and see if you can hear the answers to Detective Dan's questions. When I finish telling the story, we will see if we can answer all of his questions."

Read the Bible Truth story, putting up the storyboard pictures as you tell it.

At the end of the story, repeat the questions and lead the children in answering them. Present the gospel and close in prayer.

Answers to assignment questions, the gospel and ACTS prayer are also included at the end of the story text.

Answers:


1. What did the people promise the LORD they would do with His perfect laws? Obey them.

2. Did they keep their promise? Who did the LORD need to send them? No, they didn't. A Savior.

For You and Me:

The people promised to obey the LORD's good laws, but they broke them all. But the LORD was still so kind to them. He would rescue them, even though they had broken their promise to obey Him. He promised to send His Son, Jesus, to save them from their sins, if they would turn away from their sins and trust in Jesus as their Savior. This promise is for us, too. God will forgive our sins and save us through Jesus, when turn away from our sins and trust in Jesus as our Savior.

"The Case of the Big Voice" Exodus 19-20, 24



Detective Dan's Listening Assignment #1

1. Who had the big voice?
2. What did the big voice say?



Detective Dan's Listening Assignment #2

psalm 19:7, ESV

"The law of the LORD is perfect."

1. How did the LORD give His laws to His people long ago?
2. What did the LORD want the people to do with His laws?

(more listening and discussion
questions are included in the
curriculum at praisefactory.org)

I. “Get ready!” Moses told the people. “God is coming to give you His laws and make you His people at the big mountain!”

Yay! We will get ready,” the people replied.

They made a fence of stones at the bottom of the mountain. They washed themselves. They were ready.



1. "Get ready!" Moses told the people. "God is coming to give you His laws and make you His people at the big mountain!" Yay! We will get ready," the people replied. They made a fence of stones at the bottom of the mountain. They washed themselves. They were ready.

2. There was blazing fire on the mountain. Thick clouds of smoke with flashes of lightning filled the sky. “Crash!” went the thunder.

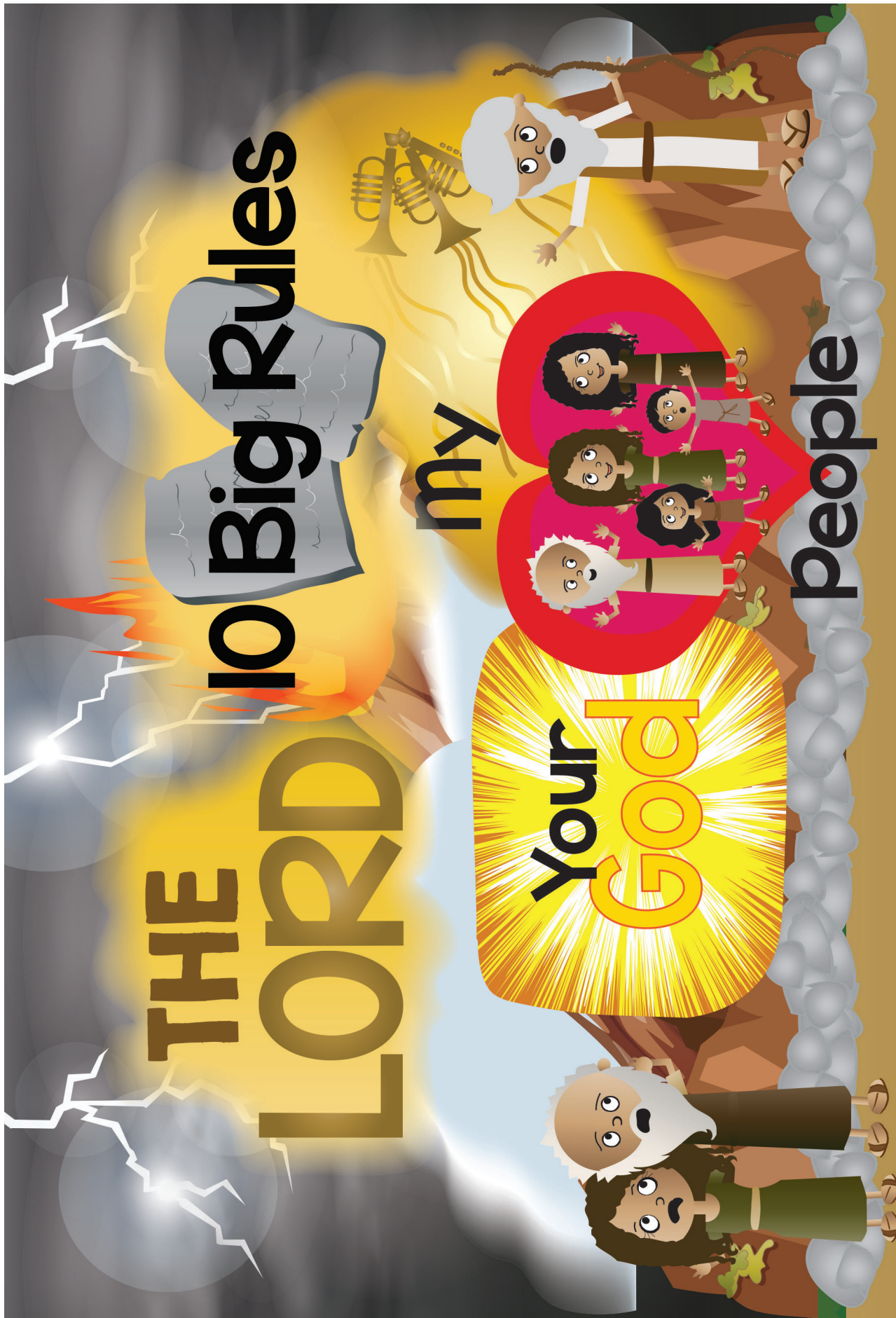
And in the middle of that storm, there came the sound of a heavenly trumpet that got louder and louder.

The LORD, the One, True God, was coming down!



2. There was blazing fire on the mountain. Thick clouds of smoke with flashes of lightning filled the sky. "Crash!" went the thunder. And in the middle of that storm, there came the sound of a heavenly trumpet that got louder and louder. The LORD, the One, True God, was coming down!

3. Then, God spoke to the people in a big voice: “I am the LORD your God. I want you to be My special people. I have Ten, Big Rules for you to live by.”




3. Then, God spoke to the people in a big voice: "I am the LORD your God. I want you to be my special people. I have Ten, Big Rules for you to live by."

4. The first four rules were about how God's people should love and honor God.



**1. Love Me
most of all.**



**3. Love Me by how you talk
about Me and how you live.**



**2. Don't worship fake gods.
Worship only Me.**



**4. Keep a special day to
rest and to worship Me.**

4. The first four rules were about how God's people should love and honor God.

5. The last six rules were about how God's people should love others.



5. Love and obey your mother and father.



6. Don't murder people.



7. Keep your promise to love only your husband/wife.



8. Don't take other people's things.



9. Don't lie.



10. Don't be greedy for what others have.

5. The last six rules were about how God's people should love others.

6. The people were scared by God's big voice, They trembled with fear. God was so good and great! They were so small and sinful!


"Don't be afraid," Moses told them. "God showed you how good and mighty He is, so you will want to obey His Big Rules. He doesn't want to hurt you. He wants to love you and do good to you," Moses comforted them.



6. The people were scared by God's big voice, They trembled with fear. God was so good and great! They were so small and sinful! "Don't be afraid," Moses told them. "God showed you how good and mighty He is, so you will want to obey His Big Rules. He doesn't want to hurt you. He wants to love you and do good to you," Moses comforted them.

7. The LORD and the people made big promises to each other. He would be their God and they would be His people.


Then, everyone celebrated. How happy it was to be loved by God! How good it was to have His laws to live by!



7. The LORD and the people made big promises to each other. He would be their God and they would be His people. Then, everyone celebrated. How happy it was to be loved by God! How good it was to have His laws to live by!

HSK 7

SOLVED



Detective Dan's Listening Assignment #1

1. Who had the big voice?
The LORD did.

2. What did the big voice say?
He gave the people His Ten, Big Rules to live by.

For You and Me:
The LORD gave the people His good rules to live by. God promised to care for the people and the people promised to obey His good rules. But the sad truth is, the people didn't keep their promise. Did this mean God stopped taking care of them? It could have. But no, God kept loving them! He would His Son, Jesus, to save all who would turn away from their sins and trust in Him as their Savior. How kind is the LORD! The LORD will forgive our sins and save us, too, when we turn away from our sins and trust in Jesus as our Savior. Ask Him to help you do this! He loves to answer this prayer!



Detective Dan's Listening Assignment #2

Psalms 19:7, ESV

"The law of the LORD is perfect."

1. How did the LORD give His laws to His people long ago?
He spoke them out loud in a big voice.

2. What did the LORD want the people to do with His laws?
He wanted them to obey them.

For You and Me:

The people wanted to obey the LORD's good rules, but sadly, they disobeyed them all. We are the same way. We might want to obey God's laws, and sometimes we do. But too many times, we don't. God sent His Son, Jesus, to save His people from their sins. He would rescue them, even though they had broken their promise to obey Him. How kind is the LORD! God will also forgive our sins and save us through Jesus, if we turn away from our sins and trust in Jesus as our Savior.

HSK 7

Our Bible Truth is:

What Are God's Laws Like?
God's Laws Are Perfect!

The Gospel

God gave us His laws, so we could know how to live lives that please Him. We can read them in the Bible. But even though we know God's laws, we all disobey them. That's why we all deserve God's punishment for our sins. How sad!

But God is so rich in mercy. He sent His Son, Jesus, to live a perfect life. Yes, Jesus kept every, single one of God's laws! Jesus offered up His perfect life to God as the full payment for the sins of God's people, when He suffered and died on the cross. Then on Day Three, Jesus rose from the dead in victory. Jesus had beaten sin and death for God's people!

We can be God's people, too, when we turn away from our sins and trust in Jesus as our Savior. He loves to help us do this. Ask Him!



HSK 7

A Prayer

A We praise You, God. You are so wise and good! So are the rules You give us to live by!

C God, we break all Your good laws. Sometimes we do not obey our parents. Sometimes we lie. Sometimes we want things that belong to others. We do not love You most of all. Please forgive us. We need a Savior!

T Thank You, God, for giving us Your good laws. They show us how to love and obey You. Thank You for sending Jesus to save us. We need Him to save us because we all disobey You and break Your laws. How good You are to give Him as our Savior!

S God, work in our hearts. Help us to learn Your good laws. Help us to turn away from disobeying You and trust in Jesus as our Savior. You can help us do what we could never do on our own.

In Jesus' name we pray. Amen.



A= Adoration (God, we praise You!) C=Confession (God, forgive us!) T= Thanksgiving (Thank You, God) S=Supplication (Make us like Jesus!)

HSK 7

Hide 'n' Seek Kids

Unit 8 Story Scenes



About Hide 'n' Seek Kids Visual Aids

How Are They Used?



The Hide 'n' Seek Kids Visual Aids book is a companion resource to be used alongside the Hide 'n' Seek Kids Core Curriculum book for each unit. These colorful pictures are used in presenting the key concepts; telling the Bible stories; and, in playing the Bible Story Review games.


What Do They Include?



There are four different resources included in this book:

- 1. Key Concept Visual Aids**-- colorful signs of the Big Question and Answer, the Bible Truth, the Bible verse, and the Listening Assignments to use with the 3 lessons for each Bible Truth.
- 2. The Story Scenes, themselves.** Notice that each scene is numbered and that there is a brief summary of the story that corresponds to the picture. You can actually just tell the story in a simple way by using only the text at the bottom of each Story Scene.
- 3. Directions** for making the Hide 'n' Seek Kids "Bible" Folder and the **back/front images** to paste in place when making it. (Larger back/front images are found online with the curriculum.)
- 4. Directions** for how to make a homemade flannelgraph storyboard and sturdy Story Scene pictures are found in the back of this book.

Ready, Set, Rip It Out!



This book is meant to be ripped up and made into your visual aids. The key concept signs can be cut out and laminated or slipped into sheet protectors. The Story Scenes can be put in sheet protectors or laminated, too.

Store It!



Hide 'n' Seek Kids is a curriculum that can be used over and over. Store your visual aids and storyboard pictures after using them and they will serve you for many years. We store ours in manilla envelopes and then put them (along with all the rest of the curriculum) in magazine files, labelled by Bible Truth. If you have multiple classes using the curriculum, store each set of resources in separate manilla envelopes. This will make prep much simpler, second time around.

Replacement Story Scene Pictures



You can always purchase this book again or simply go online and print out any scenes that go missing.

Other Options



You can also choose to tell the story in a more traditional flannelgraph way by using your own flannelgraph figures or by purchasing/free downloading the Storyboard Pictures (large and small format size available). This is more complex and requires more preparation, but some love it. And, it does allow for kids to interact more by helping to place pictures up on the board as you tell the story.

Unit 8 Overview of Key Concepts

UNIT 8: The God Who Loves

Unit Big Question (and Answer): “What Is God’s Love for His People Like?
It’s More than They Could Ever Deserve!”

Meaning:

God has a special people He loves. They come from all over the world. They’ve lived in every time --from long ago, all the way up to today. And there’s millions and millions of them!

There is nothing better than being one of God’s special people! God has adopted them as His children. He promises to love and care for them always. They have special closeness with Him in their hearts; and one day when they die, they will go to live with Him forever.

God’s people know His love for them is more than they could ever deserve. They know God didn’t make them His special people because they were so good. They are sinners who have disobeyed His good laws, just like everyone else. They know that God loves them just because He loves them.

God’s love for His people is the biggest love there will ever be. It’s so big that God sent His Son, Jesus, to suffer and die on the cross to pay for their sins. That was the only way they could become His people. We can become God’s people when we turn away from our sins and trust in Jesus as our Savior.

Unit 8 Bible Verse: 1 Chronicles 16:34, ESV

“Oh give thanks to the LORD, for he is good; for his steadfast love endures forever!”

Meaning:

The LORD is God’s name. The LORD loves His people with a love that will never end. How wonderful to know a love like that! And we all can, when we turn from our sins and trust in Jesus as our Savior. Don’t we have so much to thank the LORD for!

Unit 8 ACTS Prayer

- A** We praise you, God. How great is Your love! It’s more than we could ever deserve.
- C** God, You have given us Your good laws and we have broken them. We deserve Your punishment, not Your love. We need the Savior You sent us! We need Jesus to save us!
- T** Thank You for loving sinful people like us. You chose to send Your Son, Jesus, to make the way for us to become Your dearly loved people. Thank You for offering Your love to each of us. A love that will never end.
- S** Work deep inside our hearts. Help us to turn away from our sins and trust in Jesus as our Savior. Help us to love You and live for You. Make us Your dearly loved people.
In Jesus’ name we pray. Amen.

Unit 8 Story

The Case of the Eager Enemy’s End

Acts 7-9

Songs Used in Unit 8 *listen to or download songs for free at <https://praisefactory.org>: Hide n Seek Kids Music page*

Big Q & A 8 Song

Big Question 8 Song: What Is God’s Love for His People Like?

Unit 8 Bible Verse Song: O, Give Thanks 1 Chronicles 16:34 ESV (full version)

Extra Unit 8 Bible Verse Song: Give Thanks 1 Chronicles 16:34 ESV (different version)

Extra Unit 8 Bible Verse Song: The Steadfast Love of the Lord Lamentation 3:22,23, ESV

Unit 8 Hymn: And Can It Be, v.1 refrain

Unit 8 Praise Song: God Is So Good

Hide 'n' Seek Kids ESV Songs 8 Track Numbers

This is a listing of all songs mentioned in the unit curriculum. You may or may not choose to use all of the songs. They are listed in easy-reference order--NOT in the order used in the curriculum.

You may choose to simply burn a CD/load them onto an mp3 device in this order. Or, you may want to do what we do: choose the songs we want to use and create a play list of them in that order. Then, we burn a CD/upload the play list onto an mp3 device. A teacher only has to click forward to the next song, instead of hunting for the right track. The track number have been included as part of the title of each song, so teachers will still have a reference to the track number listed in the curriculum (same as those listed below), even if you change the order on your customized play list.

SONGS USED EVERY UNIT OF THE CURRICULUM

- 1 The Classroom Song v.1
- 2 The Classroom Song v.2
- 3 The Classroom Song v.3
- 4 The Classroom Song v.4
- 5 Hide 'n' Seek Kids Theme Song
- 6 The Classroom Rules Song
- 7 Let's Pray Song
- 8 The Big Question Box Song
- 9 The Bible Chant Song
- 10 ACTS Prayer Song (Short Version)
- 11 ACTS Prayer Song (Full Version)

Why the Extra Songs?

Hide 'n' Seek Kids is a curriculum used by children of different ages. Sometimes one of the other songs is a better fit for your kids. Or, you may simply want to teach them more songs on the same Bible Truth. Use as many or as few as you want.

UNIT 8: THE GOD WHO LOVES

- 12 Big Q & A 8 Song
- 13 Big Question 8 Song: What Is God's Love for His People Like?
- 14 Unit 8 Bible Verse Song: O, Give Thanks 1 Chronicles 16:34 ESV (full version)
- 14T* Unit 8 Bible Verse Song: O, Give Thanks 1 Chronicles 16:34 ESV (full version)
- 15 Unit 8 Bible Verse Song: O, Give Thanks 1 Chronicles 16:34 ESV (short version)
- 16 Extra Unit 8 Bible Verse Song: Give Thanks 1 Chronicles 16:34 ESV (different version)
- 17 Extra Unit 8 Bible Verse Song: The Steadfast Love of the Lord Lamentation 3:22,23, ESV
- 18 Unit 8 Hymn: And Can It Be, v.1 refrain
- 19 Unit 8 Praise Song: God Is So Good

*T = Tidbit Shortest version of the Bible verse song

listen to or download songs for free at <https://praisefactory.org: Hide n Seek Kids Music page>

The Case of the Eager Enemy's End

Acts 7-9

HSK
Bible
Folder

?
Big
Question
Briefcase
of BQB

Story-telling Tips

Ahead of time:

1. Read the Bible verses and story. Pray!
2. Choose story action cues and/or prepare Story Scenes, if using. (Included in the Visual Aids books)
3. Practice telling story with the Story Scenes, timing your presentation. Shorten, if necessary.

During your presentation:

1. Maintain as much eye contact as possible as you tell the story.
2. Put up Story Scenes/add story action cues as you tell the story. Allow the children to help you put them on the board, if desired.
3. Include the children in your story with a few questions about what they think will happen or words/concepts that might be new to them.
4. Watch the kids for signs that their attention span has been reached. Shorten, if necessary.

INTRODUCTION/ LISTENING ASSIGNMENTS

"Our story is called: The Case of the Eager Enemy's End. Here is your listening assignment... "

Read from Detective Dan's Listening Assignment signs, but questions are summarized below:

Detective Dan's Lesson #1 Listening Assignment:

As you listen to the story, see if you can figure out:

1. Who was the Eager Enemy and what was he eager to do?
2. What happened to the Eager Enemy that changed what he wanted to do?

Detective Dan's Lesson #2 Listening Assignment:

Our Bible verse is 1 Chronicles 16:34: "Oh give thanks to the LORD, for he is good; for his steadfast love endures forever!"

As you listen to the story, see if you can figure out:

1. How did the LORD love and change the Eager Enemy?
2. Why was it so amazing that the LORD would love him?

Detective Dan's Lesson #3 Listening Assignment:

I found four clues, but one of them is NOT in the story.

They are: grapes; a bright light; a soldier; and a jail.

Hold up each of the four pictures for the children to see as you identify them. Better yet, put them up on your flannelgraph board, off to one side.

I need to know:

1. Which three pictures belong in the story and which one does not?
2. How are the other three pictures important in the story?

Detective Dan's Lesson #4 Listening Assignment:

As you listen to the story, see if you can figure out:

1. Who gave thanks to the LORD for His love?
2. What did the LORD forgive him for doing?

Detective Dan's Lesson #5 Listening Assignment:

As you listen to the story, see if you can figure out:

1. Who hated the good news of Jesus in our story?
2. Why did he love it and thank God for it, in the end?

Read the questions, THEN SAY,

"Ok, Hide 'n' Seekers! Put on your best listening ears and see if you can hear the answers to Detective Dan's questions. When I finish telling the story, we will see if we can answer all the questions."

"The Case of the Eager Enemy's End" Acts 7-9

Story with lines separating paragraphs (text in bold, optional interaction cues in italics)

Saul worked hard to keep rules. Not just God's rule, but lots of extra rules that weren't in the Bible. He thought keeping all those extra rules was how to please God. Rule-keepers like Saul were called Pharisees.

Saul tried to please God, but...he HATED Jesus! Saul didn't think Jesus was God's Son. He thought Jesus was just a fake!

And Saul didn't just hate Jesus, he also hated the people who believed in Jesus. (People who believed in Jesus were--and still are--called Christians.)

Saul would do ANYTHING to get the Christians to stop saying one thing: "Jesus is God's Son, the Savior!"

"Shh! Be quiet!" Saul ordered the Christians. "Jesus ISN'T God's Son, the Savior!" Saul told them.

Show me your shhh! Saul was doing all sorts of terrible things to get the Christians to be quiet about Jesus!

"I will hurt you and put you in jail, if you say Jesus is God's Son, the Savior," Saul warned the Christians... and many times he DID just that! Saul hated Christians in Jerusalem so much that hurting them and putting them in jail wasn't enough for him. Saul even wanted them dead! Oh, Saul!

Can you make a really mad, hateful face? That's how Saul felt about Jesus and the Christians!

And Saul didn't even stop there. He didn't want to just get rid of the Christians in his city, Jerusalem. He wanted to get rid of them EVERYWHERE. So one day, Saul went to talk to the leaders at the Temple. They also wanted to get rid of the Christians. Saul asked them for a special job.

"Send me to the big city of Damascus," Saul asked them. "There are lots of Christians there who are telling people about Jesus. We have to stop them. Give me some soldiers and I will go and find those Christians. We will arrest them and put them in jail," Saul told the leaders.

The leaders agreed. Saul and the soldiers set off for Damascus. Saul was going to stop those Christians who said Jesus was God's Son. Yes, he was! Jesus was just a fake! Saul was sure of that. He would make those believers be quiet, once and for all!

Was Saul right? Was Jesus just a fake?

But Saul was wrong! Jesus really WAS God's Son, the Savior! Jesus saw everything Saul was doing. He knew Saul hated Him. He knew Saul hated the people who believed in Him, too. He saw Saul hurting them. But soon all of this would change. Who would change things? Why Jesus, Himself!

Saul and the soldiers were almost to Damascus when suddenly a bright light shone around Saul. Saul fell down to the ground when he saw the light.

This was no regular light. It was coming from SOMEBODY in HEAVEN! Can you guess who it was? It was JESUS, all bright and shiny with God's wonderful glory! Wow!

Story with lines separating paragraphs (text in bold, optional interaction cues in italics)

Then out of that bright light, Saul and the soldiers heard Jesus speak, "Saul! Saul! Stop hating Me! Stop hurting My people!"

"Who are you?" Saul asked, shaking with fear.

Can you make a scared face?

"I am Jesus, God's Son, the Savior!" Jesus told him.

Uh oh! Saul was in big trouble! He had been WRONG! Jesus really WAS God's Son! The Christians had been right.. and he had been hurting them--God's dearly loved people! What would Jesus do? Would Jesus hate Saul? Would Jesus hurt Saul, just like Saul had hurt the Christians?

No, Jesus would not! Jesus loved Saul. Jesus chose to forgive Saul, even though Saul had done all those bad things! Jesus wasn't going to hurt or hate Saul. He was going to SAVE Saul. He had a wonderful plan to use Saul to tell others how they could be saved, too.

Saul thought about Jesus. And as he thought about Jesus, God's Holy Spirit started working in his heart. He helped Saul see that he was a sinner. Saul couldn't please God by being good enough on his own. He helped Saul see that only Jesus' perfect life could please God. Only Jesus' perfect life could pay for his sins against God and bring God's forgiveness.

The Holy Spirit helped Saul want to stop disobeying God (the Bible calls that "repenting"). He helped Saul trust in Jesus as his Savior. Isn't God so kind even to His enemies, even terrible enemies like Saul?

Saul joyfully accepted these gifts of repentance and faith from God. Now Saul knew Jesus was God's Son, the Savior of God's people! Saul was forgiven! He had become one of God's dearly loved people!

Saul was a changed man! Now he wanted to love Jesus and live his life for Him! He was such a changed man, that God even gave him a new name: Paul!

Let's cheer and praise God for being so kind to sinners, like Saul and even like us! Yay!

"I'm sorry for hating You, Jesus," Paul prayed. "I'm sorry for hurting the people who believed in You. Now I believe in You, too. Thank You for not hating me. Thank You for forgiving me and making me one of God's people!" Paul said.

How happy Paul was that Jesus forgave people like him--people who had done very bad things. Paul was so happy that he couldn't keep this good news to himself! So, what do you know Paul did next?

Can you remember what Jesus had planned for Saul to do?

Paul started telling others the good news of Jesus: "Hey, everybody! I was wrong! Jesus IS God's Son, the Savior! Believe in Him! And oh, how WONDERFUL is His love! It is more than I could ever deserve... that He would love and forgive even me!" Paul told them. "You can know God's love, too! Yes! God will forgive you, when you turn away from disobeying Him and trust in Jesus as your Savior! Come, repent and believe in Jesus!" he exclaimed.

God's Holy Spirit worked in the hearts of many as Saul spoke. They put their trust in Jesus and were saved, just as God had planned! Isn't that amazing! God would use Saul to tell others about Jesus!

Cracking the Case: (story wrap-up for Listening Assignments)

It's time to see how we did with our Listening Assignment.

Detective Dan's Lesson #1 Listening Assignment:

1. Who was the Eager Enemy and what was he eager to do? Saul was the eager enemy of the Christians--the people who believed in Jesus.

2. What happened to the Eager Enemy that changed what he wanted to do? Jesus appeared to Saul. Saul realized that Jesus was no fake. He was God's Son. He turned away from his sins and trusted in Jesus as his Savior. Then Saul became an eager FRIEND, instead of an eager enemy of Jesus and His followers.

For You and Me:

God is amazing! That He would love and forgive even His biggest enemies, even people like Saul! God loved Saul and saved him through Jesus. God can change us, too, when we turn away from our sins and trust in Jesus as our Savior. God loves to help us do this!

Detective Dan's Lesson #2 Listening Assignment:

Our Bible verse is **1 Chronicles 16:34**: "Oh give thanks to the LORD, for he is good; for his steadfast love endures forever!"

1. How did the LORD love and change the Eager Enemy? The LORD could have punished Saul for hating Him and being so mean to the Christians. Instead, He showed Saul that Jesus really was God's Son, the Savior. He worked in Saul's heart and helped him trust in Jesus as his Savior.

2. Why was it so amazing that the LORD would love him? Saul deserved God's punishment for how he had hated Jesus and God's people. But instead of punishment, God loved Saul and forgave his sins through Jesus.

For You and Me:

There is no one so bad that God cannot forgive or change them. God can even work in the hearts of people who do not love Him at all. He can work in our hearts, too. He can help us turn away from our sins and trust in Jesus as our Savior.

Detective Dan's Lesson #3 Listening Assignment:

I found four clues, but one of them is NOT in the story. They are: grapes; a bright light; a soldier; and a jail.

1. Which three pictures belong in the story and which one does not? The grapes do not.

2. How are the other three pictures important in the story? Saul hated Jesus and his followers. He hurt them and put them in jail. He took soldiers with him to arrest more Christians and put them in jail, too. But Jesus appeared to Saul in a bright light and Saul believed that Jesus really was God's Son, the Savior.

For You and Me:

Jesus doesn't have to appear to us in a bright light for us to believe in Him. He tells us who He is in the Bible. The Holy Spirit can work in our hearts and help us know Him and trust in Him as our Savior, even today. Just ask Him to help you!

Detective Dan's Lesson #4 Listening Assignment:

1. Who gave thanks to the LORD for His love? Saul did.

2. What did the LORD forgive him for doing? For hating Jesus and Jesus' followers, the Christians. For doing mean things to them and putting them in jail.

For You and Me:

Just like Saul, you and I disobey God. We all have done things that are wrong. We all need God's forgiveness for our sins. God offered that forgiveness to Saul long ago. He offers it to us, today, too, when we turn from our sins and trust in Jesus as our Savior.

Detective Dan's Lesson #5 Listening Assignment:

1. Who hated the good news of Jesus in our story? Saul did.

2. Why did he end up loving the gospel and thanking God for it? When Jesus appeared to Saul and spoke to him, Saul knew that Jesus really was God's Son, the Savior. Saul knew he especially deserved to be punished for being so mean to Jesus' followers. But instead, God chose to love him and save him.

For You and Me:

Saul went from hating Jesus to loving Him. He spent the rest of his life telling people the gospel. And that's the good news we need to hear and believe, too: that God will forgive our sins when we turn away from disobeying Him and trust in Jesus as our Savior.

The Gospel (story wrap-up if NOT using Listening Assignments)**Our Bible Truth is:****What Is God's Love for His People Like?****It's More than They Could Ever Deserve!**

How great is God's love, that He would love and forgive someone like Saul! Someone who had disobeyed Him and done such bad things!

How great is God's love, that He offers to love and forgive us, too! Yes, God offers to make us dearly loved His people, too, when we turn away from our sins and trust in Jesus as our Savior.

Close in prayer.

Closing Unit 8 ACTS Prayer

A=Adoration C=Confession T=Thanksgiving S=Supplication

- A** We praise you, God. How great is Your love! It's more than we could ever deserve.
- C** God, You have given us Your good laws and we have broken them. We deserve Your punishment, not Your love. We need the Savior You sent us! We need Jesus to save us!
- T** Thank You for loving sinful people like us. You chose to send Your Son, Jesus, to make the way for us to become Your dearly loved people. Thank You for offering Your love to each of us. A love that will never end.
- S** Work deep inside our hearts. Help us to turn away from our sins and trust in Jesus as our Savior. Help us to love You and live for You. Make us Your dearly loved people.

In Jesus' name we pray. Amen.



What is God's love for His people like?


VISUAL
AID

#1

take out



of BQB



ANSWER:

It's more than they could ever deserve!

The Big Question

Hold up the Big Question sign for all the children to see, and say:

The Big Question we are investigating today is
Big Question Number 8:

What Is God's Love for His People Like?
and the Answer is:
It's More than They Could Ever Deserve!

Meaning:

God has a special people He loves. They come from all over the world. They've lived in every time --from long ago, all the way up to today. And there's millions and millions of them!

There is nothing better than being one of God's special people! God has adopted them as His children. He promises to love and care for them always. They have special closeness with Him in their hearts; and one day when they die, they will go to live with Him forever.

God's people know His love for them is more than they could ever deserve. They know God didn't make them His special people because they were so good. They are sinners who have disobeyed His good laws, just like everyone else. They know that God loves them just because He loves them.

God's love for His people is the biggest love there will ever be. It's so big that God sent His Son, Jesus, to suffer and die on the cross to pay for their sins. That was the only way they could become His people. You and I can become God's people when we say sorry to Him for our sins and trust in Jesus as our Savior

Let's sing our Big Question Song: "

Big Q & A 8 Song

*HSK ESV Songs 8, track 12
(Adapted version of "Baa, Baa, Black Sheep")*

What is God's love for His people like?
More than they could ever deserve!
What is God's love for His people like?
What is God's love for His people like?
What is God's love for His people like?
What is God's love for His people like?
More than they could ever deserve!

VISUAL
AID

#2

Place
verse in

HSK
Bible
Folder

HSK Bible
Folder

take out

Big
Question
Briefcase

of BQB

**“Oh give thanks to the LORD,
for he is good;**



**for his steadfast love endures forever!”
I Chronicles 16:34, ESV**

Unit 8 Bible Verse

"Who would like to get our Bible verse out of the Big Question Briefcase for me?"

Choose a child to open the briefcase, take out the "Bible" with the Bible Verse in it and hand it to you. Remove the Bible Verse Picture from the "Bible" and hold it up for all the children to see, then say:

1 Chronicles 16:34, ESV

"Oh give thanks to the LORD, for he is good; for his steadfast love endures forever!"

Meaning:

The LORD is God's name. The LORD loves His people with a love that will never end. How wonderful to know a love like that! And we all can, when we turn from our sins and trust in Jesus as our Savior. Don't we have so much to thank the LORD for!

"We've said our Bible verse, now let's sing it!"

Oh Give Thanks:

1 Chronicles 16:34

HSK ESV Songs 8, track 14, 14T, 15

Oh give thanks to the LORD,
Oh give thanks,
O give thanks to the LORD,
Oh give thanks.
For He is good,
And His steadfast love,
Endures forever. *Repeat*

Forever and ever and
ever and ever,
Forever and ever and
ever and ever.
First Chronicles Chapter Sixteen,
verse thirty-four.

"Now it's time to do a bit more deep down investigating. Let's read Detective Dan wants us to help him figure out. Would someone like to get it out for me?"

VISUAL
AID


Place
verse in
take out

#3



HSK Bible
Folder

HSK Bible
Folder



Detective Dan's Listening Assignment #1

Detective Dan's

Listening Assignment #1



Hi, Hide 'n' Seek Kids!

I'm working on a brand-new case called:

"The Case of the Eager Enemy's End."

I need to find out:

1. Who was the Eager Enemy and what was he eager to do?

AND

2. What happened to the Eager Enemy that changed what he wanted to do?

Can you help me? Listen carefully to the story and you might just hear the answers!

Thanks!

Detective Dan

Then say, "Ok, Hide 'n' Seekers! Put on your best listening ears and see if you can hear the answers to Detective Dan's questions. When I finish telling the story, we will see if we can answer all of his questions."

Read the Bible Truth story, putting up the storyboard pictures as you tell it.

At the end of the story, repeat the questions and lead the children in answering them. Present the gospel and close in prayer.

Answers to assignment questions, the gospel and ACTS prayer are also included at the end of the story text.

Answers:

It's time to see how we did with our Listening Assignment.

Detective Dan's Lesson #1 Listening Assignment:

1. Who was the Eager Enemy and what was he eager to do? Saul was the eager enemy of the Christians--the people who believed in Jesus.

2. What happened to the Eager Enemy that changed what he wanted to do? Jesus appeared to Saul. Saul realized that Jesus was no fake. He was God's Son. He turned away from his sins and trusted in Jesus as his Savior. Then Saul became an eager FRIEND, instead of an eager enemy of Jesus and His followers.

For You and Me:

God is amazing! That He would love and forgive even His biggest enemies, even people like Saul! God loved Saul and saved him through Jesus. God can change us, too, when we turn away from our sins and trust in Jesus as our Savior. God loves to help us do this!

VISUAL

Place
verse in

take out

#4

HSK
Bible
Folder

HSK
Bible
Folder

of BQB

HSK Bible
Folder



Detective Dan's Listening Assignment #2

Detective Dan's

Listening Assignment #2



Hi, Hide 'n' Seek Kids!

I'm still working on the case called:

"The Case of the Eager Enemy's End."

Our Bible verse is 1 Chronicles 16:34:

"Oh give thanks to the LORD, for he is good; for his steadfast love endures forever!"

I need to find out:

1. How did the LORD love and change the Eager Enemy?
AND

2. Why was it so amazing that the LORD would love him?

Can you help me? Listen carefully to the story and you might just hear the answers!

Thanks for your help!
Detective Dan

Then say, "Ok, Hide 'n' Seekers! Put on your best listening ears and see if you can hear the answers to Detective Dan's questions. When I finish telling the story, we will see if we can answer all of his questions."

Read the Bible Truth story, putting up the storyboard pictures as you tell it.

At the end of the story, repeat the questions and lead the children in answering them. Present the gospel and close in prayer.

Answers to assignment questions, the gospel and ACTS prayer are also included at the end of the story text.

Answers:

Our Bible verse is **1 Chronicles 16:34:** "Oh give thanks to the LORD, for he is good; for his steadfast love endures forever!"

1. How did the LORD love and change the Eager Enemy? He worked in Saul's heart and helped him believe in Jesus, instead of hating Him.

2. Why was it so amazing that the LORD would love him? Saul deserved God's punishment for how he had hated Jesus and God's people. But instead of punishment, God loved Saul and forgave his sins through Jesus.

For You and Me:

There is no one so bad that God cannot forgive or change them. God can even work in the hearts of people who do not love Him at all. He can work in our hearts, too. He can help us turn away from our sins and trust in Jesus as our Savior.

VISUAL
AID

Place
verse in
take out

#5A

HSK Bible
Folder

of BQB

HSK Bible
Folder



Detective Dan's Listening Assignment #3

Detective Dan's

Listening Assignment #3



Hi, Hide 'n' Seek Kids!

I'm still working on the case called:

"The Case of the Eager Enemy's End."

I found four clues, but one of them is NOT in the story.
They are: grapes; a bright light; a soldier; and a jail.

Hold up each of the four pictures for the children to see as you identify them. Better yet, put them up on your flannelgraph board, off to one side.

I need to know:

1. Which THREE pictures belong in the story and which ONE does NOT?

AND

2. How are the other three pictures important in the story?

Can you help me? Listen carefully to the story and you might just hear the answers!

Thanks!

Detective Dan

Then say, "Ok, Hide 'n' Seekers! Put on your best listening ears and see if you can hear the answers to Detective Dan's questions. When I finish telling the story, we will see if we can answer all of his questions."

Read the Bible Truth story, putting up the storyboard pictures as you tell it.

At the end of the story, repeat the questions and lead the children in answering them. Present the gospel and close in prayer.

Answers to assignment questions, the gospel and ACTS prayer are also included at the end of the story text.

Answers:


1. Which three pictures belong in the story and which one does not?
The grapes do not.

2. How are the other three pictures important in the story? Saul hated Jesus and his followers. He hurt them and put them in jail. He took soldiers with him to arrest more Christians and put them in jail, too. But Jesus appeared to Saul in a bright light and Saul believed that Jesus really was God's Son, the Savior.


For You and Me:

Jesus doesn't have to appear to us in a bright light for us to believe in Him. He tells us who He is in the Bible. The Holy Spirit can work in our hearts and help us know Him and trust in Him as our Savior, even today. Just ask Him to help you!

Bright Light



Grapes





HSK 8 Lesson 3 Listening Assignment Clue Picture1 for kids



HSK 8 Lesson 3 Listening Assignment Clue Picture 2 for kids

Jail



Soldier





HSK 8 Lesson 3 Listening Assignment Clue Picture 3 for kids



HSK 8 Lesson 3 Listening Assignment Clue Picture 4 for kids



Detective Dan's Listening Assignment #4

Detective Dan's

Listening Assignment #4



Hi, Hide 'n' Seek Kids!

I'm still working on the case called:

"The Case of the Eager Enemy's End."

I need to find out:

1. Who gave thanks to the LORD for His love?
- AND
2. What did the LORD forgive him for doing?

Can you help me? Listen carefully to the story and you might just hear the answers!

Thanks!

Detective Dan

Then say, "Ok, Hide 'n' Seekers! Put on your best listening ears and see if you can hear the answers to Detective Dan's questions. When I finish telling the story, we will see if we can answer all of his questions."

Read the Bible Truth story, putting up the storyboard pictures as you tell it.

At the end of the story, repeat the questions and lead the children in answering them. Present the gospel and close in prayer.

*Answers to assignment questions, the gospel and ACTS prayer are also included at the end of the story text. *

Answers:

1. **Who gave thanks to the LORD for His love?** Saul did.
2. **What did the LORD forgive him for doing?** For hating Jesus and Jesus' followers, the Christians. For doing mean things to them and putting them in jail.

For You and Me:

Just like Saul, you and I disobey God. We all have done things that are wrong. We all need God's forgiveness for our sins. God offered that forgiveness to Saul long ago. He offers it to us, today, too, when we turn from our sins and trust in Jesus as our Savior.



Detective Dan's Listening Assignment #5

Detective Dan's

Listening Assignment #5



Hi, Hide 'n' Seek Kids!
I'm still working on the case called:
"The Case of the Eager Enemy's End."

I need to find out:

1. Who hated the good news of Jesus in our story?
- AND
2. Why did he love it and thank God for it, in the end?

Can you help me? Listen carefully to the story and you might just hear the answers!

Thanks!
Detective Dan

Then say, "Ok, Hide 'n' Seekers! Put on your best listening ears and see if you can hear the answers to Detective Dan's questions. When I finish telling the story, we will see if we can answer all of his questions."

*Read the Bible Truth story, putting up the storyboard pictures as you tell it.
At the end of the story, repeat the questions and lead the children in answering them. Present the gospel and close in prayer.*

Answers to assignment questions, the gospel and ACTS prayer are also included at the end of the story text.


Answers:

1. **Who hated the good news of Jesus in our story?** Saul.
2. **Why did he end up loving the gospel and thanking God for it?** When Jesus appeared to Saul and spoke to him, Saul knew that Jesus really was God's Son, the Savior. Saul knew he especially deserved to be punished for being so mean to Jesus' followers. But instead, God chose to love him and save him.

For You and Me:

Saul went from hating Jesus to loving Him. He spent the rest of his life telling people the gospel. And that's the good news we need to hear and believe, too: that God will forgive our sins when we turn away from disobeying Him and trust in Jesus as our Savior.

The Case of the Eager Enemy's End Acts 7-9



Detective Dan's Listening Assignment #1

1. Who was the Eager Enemy and what was he eager to do?
2. What happened to the Eager Enemy that changed what he wanted to do?



Detective Dan's Listening Assignment #2

1 Chronicles 16:34, ESV

"Oh give thanks to the LORD, for he is good; for his steadfast love endures forever!"

1. How did the LORD love and change the Eager Enemy?
2. Why was it so amazing that the LORD would love him?

(more listening and discussion questions are included in the curriculum at praisefactory.org)

I. Saul was a Pharisee. He tried hard to please God by obeying lots of rules.

He didn't think Jesus was God's Son, the Savior. He hated Jesus and the people who believed in Him.

Saul would do ANYTHING to get the Christians to stop saying one thing: "Jesus is God's Son, the Savior!"



I. Saul was a Pharisee. He tried hard to please God by obeying lots of rules. He didn't think Jesus was God's Son, the Savior. He hated Jesus and the people who believed in Him. Saul would do ANYTHING to get the Christians to stop saying one thing: "Jesus is God's Son, the Savior!"

2. “Shhh! Be quiet!” Saul ordered the Christians in Jerusalem. “Jesus isn’t God’s Son, the Savior!” he told them.

“I will hurt you and put you in jail if you say He is.”

And that’s just what Saul did.



2. “Shhh! Be quiet!” Saul ordered the Christians in Jerusalem. “Jesus isn’t God’s Son, the Savior!” he told them. “I will hurt you and put you in jail if you say He is.” And that’s just what Saul did.

3. Saul wanted to get rid of Christians everywhere.

“Send me to Damascus,” he asked the leaders at the Temple. “I want to get rid of the Christians there, too.”

The leaders agreed. Saul and the soldiers set off for Damascus.

Saul was going to stop those Christians who said Jesus was God’s Son. He would make those believers be quiet, once and for all!



3. Saul wanted to get rid of Christians everywhere. "Send me to Damascus," he asked the leaders at the Temple. "I want to get rid of the Christians there, too." The leaders agreed. Saul and the soldiers set off for Damascus. Saul was going to stop those Christians who said Jesus was God's Son. He would make those believers be quiet, once and for all!

4. But Saul was wrong! A bright light from heaven suddenly shone down on Saul. It was Jesus!

“Stop hurting me and God’s people!” Jesus told Saul.

“Who are you?” Saul asked in a scared voice.

“I am Jesus, God’s Son, the Savior!” Jesus told him. Uh oh! The Christians had been right.

What would Jesus do to him? Would Jesus hurt Saul just like Saul had hurt the Christians?



4. But Saul was wrong! A bright light from heaven suddenly shone down on Saul. It was Jesus!

“Stop hurting Me and God’s people!” Jesus told Saul. “Who are you?” Saul asked in a scared voice. “I am Jesus, God’s Son, the Savior!” Jesus told him. Uh oh! The Christians had been right. What would Jesus do to him? Would Jesus hurt Saul just like Saul had hurt the Christians?

5. Saul deserved God's punishment, but Jesus loved Saul more than Saul could ever deserve!

The Holy Spirit worked in Saul's heart. Saul turned away from his life of hating. He trusted in Jesus as his Savior.

How amazing that an enemy like Saul could become one of God's dearly-loved people!



5. Saul deserved God's punishment, but Jesus loved Saul more than Saul could ever deserve! The Holy Spirit worked in Saul's heart. Saul turned away from his life of hating. He trusted in Jesus as his Savior. How amazing that an enemy like Saul could become one of God's dearly-loved people!

6. Everything about Saul changed. God even gave him a new name: Paul.

Now, Paul would tell everyone about Jesus, too! “Jesus IS God’s Son,” Paul told them. “How wonderful is His love!” Come trust in Him!”

The Holy Spirit worked in the hearts of many as they listened to Paul, and they believed in Jesus, too. This was just what Jesus planned would happen. It was all more wonderful than Paul could ever deserve!




6. Everything about Saul changed. God even gave him a new name: Paul. Now, Paul would tell everyone about Jesus, too! "Jesus IS God's Son," Paul told them. "How wonderful is His love!" Come trust in Him!" The Holy Spirit worked in the hearts of many as they listened to Paul, and they believed in Jesus, too. This was just what Jesus planned would happen. It was all more wonderful than Paul could ever deserve!

HSK 8

The Case of the Eager Enemy's End Acts 7-9

SOLVED



Detective Dan's Listening Assignment #1

1. Who was the Eager Enemy and what was he eager to do? Saul was the eager enemy of the Christians--the people who believed in Jesus.

2. What happened to the Eager Enemy that changed what he wanted to do? Jesus appeared to Saul. Now Saul knew that Jesus was no fake. He was God's Son. The Holy Spirit worked in Saul's heart. He turned away from his sins and trusted in Jesus as his Savior. Then Saul became an eager FRIEND, instead of an eager enemy of Jesus and His followers.

For You and Me:
God is amazing! That He would love and forgive even His biggest enemies, even people like Saul! God loved Saul and saved him through Jesus. God can change us, too, when we turn away from our sins and trust in Jesus as our Savior. God loves to help us do this!



Detective Dan's Listening Assignment #2

I Chronicles 16:34, ESV

"Oh give thanks to the LORD, for he is good; for his steadfast love endures forever!"

1. How did the LORD love and change the Eager Enemy? The LORD could have punished Saul for hating Him and being so mean to the Christians. Instead, He showed Saul that Jesus really was God's Son, the Savior. God's Holy Spirit worked in Saul's heart and helped him trust in Jesus as his Savior.

2. Why was it so amazing that the LORD would love him? Saul deserved God's punishment for how he had hated Jesus and God's people. But instead of punishment, God loved Saul and forgave his sins through Jesus.

For You and Me:

There is no one so bad that God cannot forgive or change them. God can even work in the hearts of people who do not love Him at all. He can work in our hearts, too. He can help us turn away from our sins and trust in Jesus as our Savior.

HSK 8

Our Bible Truth is:

What Is God's Love for His People Like?
It's More than They Could Ever Deserve!

The Gospel



How great is God's love, that He would love and forgive someone like Saul! Someone who had disobeyed Him and done such bad things!

We aren't that different from Saul. There is sin in our hearts, too. We choose to do things our own way. We do bad things and even have hateful thoughts. We need God to work in our hearts that we might know Him and live for Him.

How great is God's love, that He offers to help us, love us, and forgive us, too! Yes, God offers to make us dearly loved His people, too, when we turn away from our sins and trust in Jesus as our Savior, who died on the cross to pay for our sins and rose up from the dead in victory on the third day.

And what a wonderful beginning that will be, if we do! God will make us new, just like He did Saul. We will get to know God in our hearts now. And then one day, we will go to live happily with Him forever. That will be best of all! Ask God to help you. He loves to answer this prayer.



HSK 8

A Prayer

A We praise you, God. How great is Your love! It's more than we could ever deserve.

C God, You have given us Your good laws and we have broken them. We have chosen to do things our own way, not Your good way. We deserve Your punishment, not Your love. We need the Savior You sent us! We need Jesus to save us!

T Thank You for loving sinful people like us. You chose to send Your Son, Jesus, to make the way for us to become Your dearly loved people. Thank You for offering Your love to each of us. A love that will never end.

S Work deep inside our hearts. Help us to turn away from our sins and trust in Jesus as our Savior. Help us to love You and live for You. Make us Your dearly loved people.

In Jesus' name we pray. Amen.



A= Adoration (God, we praise You!) C=Confession (God, forgive us!) T= Thanksgiving (Thank You, God) S=Supplication (Make us like Jesus!)

HSK 8

Hide 'n' Seek Kids

Other
Visual Aids



The Hide 'n' Seek Kids "Bible" Folder

This is a homemade folder that looks (kinda) like the cover of a Bible. You will use this to put the Bible verse, the Bible Story and storyboard pictures to help make the point that the truths you are teaching them come from the Bible.

Supplies

1 piece of 22" x 28" posterboard (white is fine. Green or brown is nice)

Glue

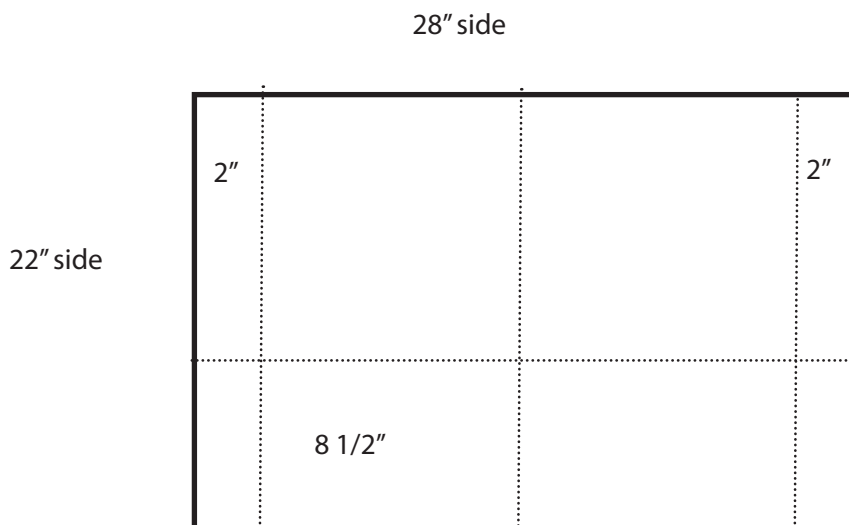
Stapler and staples or packing tape

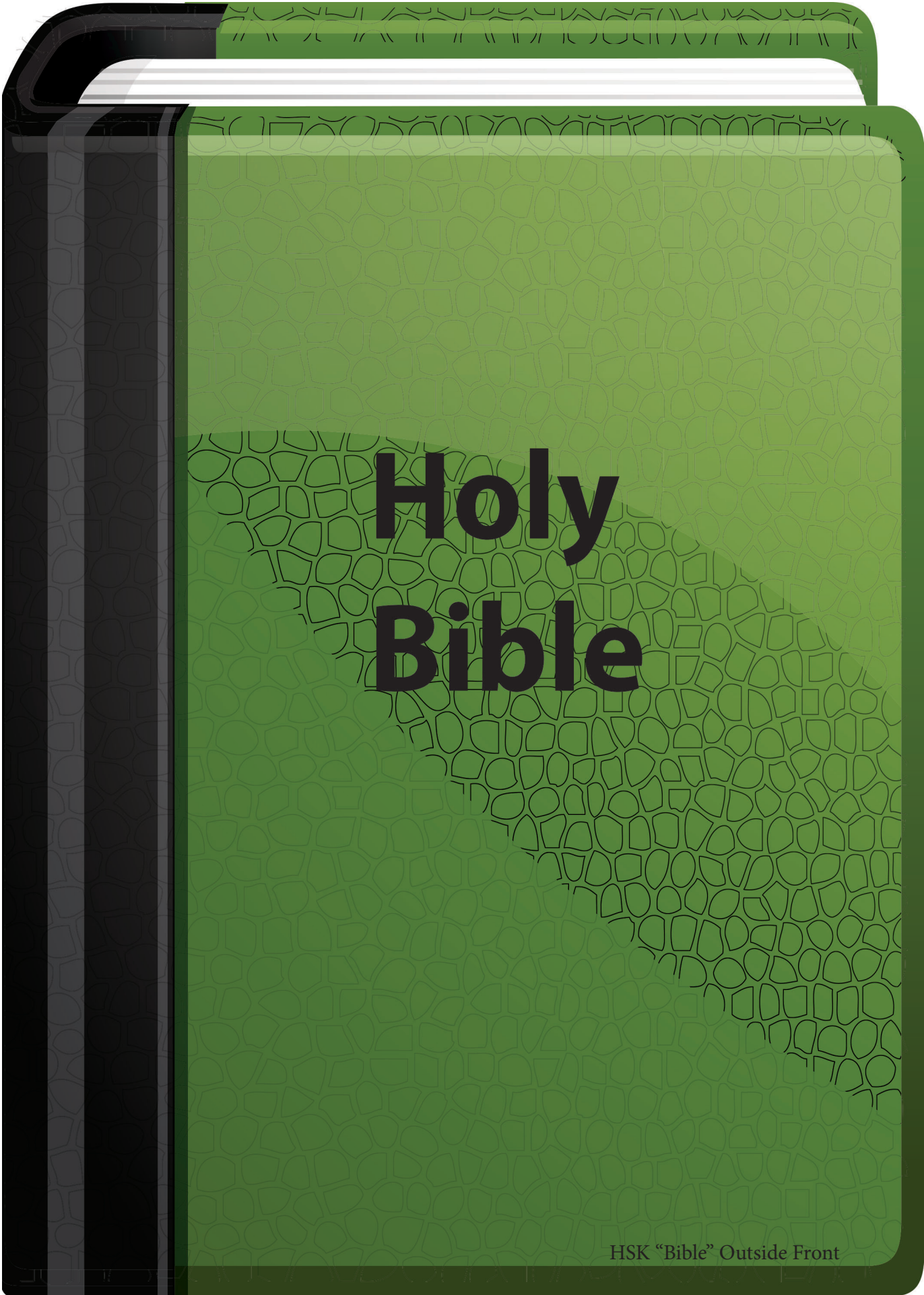
The Bible Cover pictures (see online with resources for this unit or from the back of each Hide 'n' Seek Kids Visual Aids book.)

NOTE: The Bible Cover pictures included in the Hide 'n' Seek Kids Visual Aids books cannot be created larger than 8.5" x 11". That means that they will be under-sized for a Bible Folder of the dimensions you are making. However, you can go online to the Hide "n' Seek Kids curriculum and there is a pdf of a bigger version of these covers that will actually fit the size of this HSK "Bible" Folder.

Directions

1. Lay out poster board with long side along the bottom.
2. Fold in 2" on each side.
3. Take packing tape and tape the folded in 2" flaps to the main section of the posterboard, all the way down.
3. Fold up 8 1/2" on the bottom of the poster board.
4. Use packing tape to tape this flap in place, all the way down.
5. Take scissors and snip through the tape where the flap is attached to the folder. This will give you a bit more room in the folder.
6. Fold the poster board in the middle to make the center fold.
7. Cut out the Bible Cover Pictures. If possible, laminate these. They will last longer.
- 8.. Glue the two cover pieces to the outside of the folder.





Holy Bible

HSK "Bible" Outside Front



HSK "Bible" Outside Back

Making a Flannelgraph Storyboard

for use in story-telling and in playing the story review games

Use this board to place your story scenes as you tell it.

Supplies

AT LEAST a 24" x 36" foam board, cardboard, or even an old whiteboard

Large piece of neutral-colored felt to cover your board with extra to overlap over to the back, if desired.

Glue gun and glue sticks

Directions

1. Center felt on front side of board. Turn over. Secure in place with glue.

Making Durable Story Scene Pictures

for use in story-telling and in playing the story review games

Whether you purchase the Hide 'n' Seek Kids Story Scene pictures from Amazon or print them off the website (included in the Hide 'n' Seek Kids Visual Aids book), you will want to find some way to make them more durable. They are used not only as a part of telling the story, but are integral in the story review games. Here's how we make ours durable enough to be used over and over again.

Supplies

Hide 'n' Seek Kids Visual Aids book (purchased or downloaded)

White cardstock or printer paper (if downloading pictures)

Sticky-back velcro, circles or cut pieces; or sticky tac putty

Laminator or Self-laminating sheets or Sturdy Sheet Protectors, preferably the "Secure Top" kind, like offered by Avery

Directions

1. Purchase from Amazon or download and print out the Story Scenes.
2. Carefully remove pages from book (if purchased a hard copy).
3. Laminate the figures.
4. If using a flannelgraph board: Stick a few pieces of sticky backed velcro (ROUGH SIDE) onto the back of each Story Scene.

If using sticky tack and whiteboard: simply stick a small amount of sticky tack on the back of each Story Scene in a few places when using it. Remove and store sticky tack in airtight container.

Big Question Box/Briefcase

What You Want

The Big Question Briefcase is a briefcase or other container with these characteristics:

- Ideally, this should be around 17" x 12", but needs to be at least big enough to fit a 8 ½" x 11" sheets of paper inside it.
- Have various pockets to put these sheets in
- Is attractive or curious looking to preschoolers
- Not necessary, but extremely fun, if it has a combination lock

Finding a Briefcase:

You can certainly buy one new, but you always may find a used one at a thrift shop. Or, someone may have one they want to donate. We use one that stores valuables in it and is the 17" x 12" size. Very durable and has the lock feature that the kids love.

You also can move away from the briefcase idea and use a little trunk or other box for your substitute briefcase. Just change the name to the Big Question Box, if you use a box instead. A boot box or the cardboard box that 10 reams of copy paper comes in is a great size, if you are using a box.

If you use a box, but want a lock-like feature, that's easy to do. Simply cut "straps" out of felt or vinyl and glue in place to the top and bottom sides of the box on one side, with the top strap overlapping the bottom straps. Add velcro to the top and bottom pieces so that they meet and fasten. Make back "hinges" for the box with the felt/vinyl straps, too. Or, you can simply add a belt around the box that has to be unfastened before the box can be opened.

Here are some suggestions for decorating a box or even the outside of your briefcase to make it appealing.

Supplies

Your box/briefcase

Plain white contact paper or white cardstock

Colorful wrapping paper

Glitter glue

Markers

Sequins, fake jewels, buttons, rick rack, etc.

Other decorating supplies

Stickers

Glue

Clear packing tape

Directions

1. If you are using a box that has wording on it, you will first need to make plain surfaces for decorating and a hinge for the lid. Stick the white contact paper or white cardstock to each side of the box. On the other hand, you can also use colorful wrapping paper. Then, make a lid by sticking the clear packing tape along one long side of the box, attaching the lid to the box.

2. Use the craft decorating supplies to decorate the box. If desired, you can put a big question mark on top of the box, but remember that you are working with two and three year olds: the question mark symbol is not very meaningful to them yet.