

# **DEEP DOWN DETECTIVES**



**Unit 2 Small Format Visual Aids, ESV**

**God's Wonderful Word, the Bible**

**(with Small Format Storyboard Pictures)**



Curriculum for preschool and elementary age children,  
training tools, music and other resources  
are available for download or to order at:  
[www.praisefactory.org](http://www.praisefactory.org)

© 2015 Praise Factory Media all rights reserved. May be reproduced by licensed user for classroom purposes only.

This and many other resources are available online at [www.praisefactory.org](http://www.praisefactory.org)

Scripture quotations marked (NIV) are taken from the Holy Bible, New International Version®, NIV®, Copyright © 1973, 1978, 1984 by Biblica, Inc.™ Used by permission of Zondervan. All rights reserved worldwide.[www.zondervan.com](http://www.zondervan.com)

Scripture quotations marked (ESV) are from The Holy Bible, English Standard Version® (ESV®), copyright © 2001 by Crossway, a publishing ministry of Good News Publishers. Used by permission. All rights reserved.

Scripture quotations marked HCSB are taken from the Holman Christian Standard Bible®, Copyright © 1999, 2000, 2002, 2003, 2009 by Holman Bible Publishers. Used by permission. Holman Christian Standard Bible®, Holman CSB®, and HCSB® are federally registered trademarks of Holman Bible Publishers.

# Table of Contents

<b>About the Deep Down Detectives Visual Aids</b>	<b>5</b>
<b>Unit 2: GOD’S WONDERFUL WORD, THE BIBLE</b>	
<b>What’s So Special about the Bible? It Alone Is God’s Word...</b>	
<b>Bible Truth 1: God Made Sure It Was Written Down Just Right</b>	<b>7</b>
Story	9
Big Question and Answer Sign	15
Unit 2 All Bible Truths Sign	17
Bible Truth 1 Concept Sign	19
Bible Verse Sign	21
Detective Dan’s Listening Assignment #1	23
Detective Dan’s Listening Assignment #2	25
Detective Dan’s Listening Assignment #3	27
Storyboard Picture Keys	35
Storyboard Picture Placement Guide	37
Storyboard Pictures	39
<b>Bible Truth 2: It Tells Us about God and His Plans</b>	<b>65</b>
Story	67
Big Question and Answer Sign	73
Unit 2 All Bible Truths Sign	75
Bible Truth 2 Concept Sign	77
Bible Verse Sign	79
Detective Dan’s Listening Assignment #1	81
Detective Dan’s Listening Assignment #2	83
Detective Dan’s Listening Assignment #3	85
Storyboard Picture Keys	93
Storyboard Picture Placement Guide	95
Storyboard Pictures	97
<b>Bible Truth 3: God Uses It to Save His People</b>	<b>121</b>
Story	123
Big Question and Answer Sign	129
Unit 2 All Bible Truths Sign	131
Bible Truth 3 Concept Sign	133
Bible Verse Sign	135
Detective Dan’s Listening Assignment #1	137
Detective Dan’s Listening Assignment #2	139
Detective Dan’s Listening Assignment #3	141
Storyboard Picture Keys	149
Storyboard Picture Placement Guide	151
Storyboard Pictures	153

## Table of Contents, continued

<b>Bible Truth 4: God Uses It to Change His People</b>	<b>289</b>
Story	191
Big Question and Answer Sign	197
Unit 2 All Bible Truths Sign	199
Bible Truth 4 Concept Sign	201
Bible Verse Sign	203
Detective Dan's Listening Assignment #1	205
Detective Dan's Listening Assignment #2	207
Detective Dan's Listening Assignment #3	209
Storyboard Picture Keys	217
Storyboard Picture Placement Guide	219
Storyboard Pictures	221
<b>Other Visual Aids</b>	<b>237</b>
Making a Big Question Box/Briefcase	238
Making a Flannelgraph Storyboard	239
Making Durable Storyboard Pictures	239
Making Durable Story Scene Pictures	239
Making the Deep Down Detectives Bible Folder	240
Deep Down Detectives Bible Folder Picture Front Cover	241
Deep Down Detectives Bible Folder Picture Back Cover	243

## About Deep Down Detectives Visual Aids and Small Format Storyboard Pictures

### How Are They Used?



The Deep Down Detectives Visual Aids and Small Format Storyboard Pictures are companion resources to be used alongside the Deep Down Detectives Core Curriculum for each unit. These colorful pictures are used in presenting the key concepts, telling the Bible stories, and, in playing the Bible Story Review games. The storyboard pictures in this book are for flannelgraph boards 24" x 36" or larger. (Choose Visual Aids with Large Format Storyboard Pictures for very large boards.)

### What Do They Include?



**There are six, different resources included in this book:**

**1. Key Concept Visual Aids**-- colorful signs of the Big Question and Answer, the Bible Truths taught in each unit, the Bible verses, and the Listening Assignments used with the curriculum for each Bible Truth taught in the unit.

**2. The Storyboard Picture Key**--a who's who of the pictures in thumbnail size.

**3. Storyboard Suggested Picture Placement** page--how you can place your pictures up on your storyboard that works well with the story.


**4. The Storyboard Pictures, themselves.** Notice that each picture is identified on the back for easy reference.

**5. Directions** for how to make a homemade flannelgraph storyboard and sturdy storyboard pictures.

**6. Directions** for making the Deep Down Detectives "Bible" Folder and the **back/front images** to paste in place when making it. (Larger back/front images are found online with the curriculum.)




### Ready, Set, Rip It Out!



This book is meant to be ripped up and made into your visual aid. The key concept signs can be cut out and laminated or slipped into sheet protectors. Cut out around the storyboard images and ideally, laminate these. Some of the biggest pictures actually need to be stuck together, before laminating.

### Store It!



Deep Down Detectives is a curriculum that can be used over and over. Store your visual aids and storyboard pictures after using them and they will serve you for many years. We store ours in manilla envelopes and then put them (along with all the rest of the curriculum) in magazine files, labeled by unit. If you have multiple classes using the curriculum, store each set of resources in separate manilla envelopes. This will make prep much simpler, second time around.

### Replacement Storyboard Pictures



You can always purchase this book again or simply go online to the [praisefactory.org](http://praisefactory.org) website (Deep Down Detectives section) and print out any pictures that go missing.

## Deep Down Detectives Curriculum Resources

There are five companion resources for each of the sixteen units of Deep Down Detectives. Use whichever resources are useful to your setting. Deep Down Detectives resources are available as free, digital downloads at [praisefactory.org](http://praisefactory.org), or for purchase as hard copies through [amazon.com](http://amazon.com).

Make sure to check out the “Bits and Pieces” section of the Deep Down Detectives curriculum online. It has all of the resources separated out making it easy for you simply to pick, choose and print out whatever you want.

### **Deep Down Detectives Core Curriculum Book, ESV/NIV for each unit**

The Deep Down Detectives Core Curriculum book contains the curriculum introduction, the lesson plans, stories, music, activities and take home sheets for each of the units.

### **Deep Down Detectives Visual Aids with Simple Story Scenes, ESV/NIV for each unit**

This resource provides large, colorful signs of the key concepts used in the unit, PLUS, easy-to-use, colorful scenes that you hold up in sequence as you tell the story. The story text for each scene is printed on the bottom of each scene.

### **Deep Down Detectives Simple Story Scenes, ESV/NIV for each volume**

This resource includes only 2-page overview for Bible Truth, the story scenes, and take home sheets. This is a great, basic resource for use at home and in many classroom teaching situations.

### **Deep Down Detectives Small Format Visual Aids, ESV/NIV (Small Format Storyboard Pictures) for each volume**

This resource provides large, colorful signs of the key concepts used in the unit, PLUS, colorful storyboard (flannelgraph) pictures to cut out and use as you tell each story. These storyboard pictures are for use with storyboards at least 24" x 36" in size.

### **Deep Down Detectives Large Format Visual Aids, ESV/NIV (Large Format Storyboard Pictures) for each volume**

This resource provides large, colorful signs of the key concepts used in the unit. It also provides colorful storyboard (flannelgraph) pictures to cut out and use as you tell each story. These storyboard pictures are for use with storyboards 36" x 48" in size.

All of these materials may be photocopied for non-commercial church, classroom or school use by licensed users.

## Other Resources in the Praise Factory Family of Curriculum

Deep Down Detectives is the second in a family of three, inter-related curriculums:

- Hide 'n' Seek Kids (focus group: ages 2-4; adaptable range: ages 2-pre-K 5's)
- Deep Down Detectives (focus group: ages 4--6's; adaptable range: ages 3-2nd grade)
- PFI: (focus group: grades K-5th grade; adaptable range: pre-K 5's-6th grade)

Each curriculum teaches the same biblical themes, but are presented in greater depth as the children grow and develop. Together, the curriculums work like an expanding spiral of truth that returns to reinforce the same truths with each curriculum, yet leading the children to deeper understanding with each step up.

Learn more about these curriculums as well as other resources and ideas for reaching children with the gospel at: [www.praisefactory.org](http://www.praisefactory.org).

# **DEEP DOWN DETECTIVES**



**Visual Aids**

**Unit 2,**

**Bible Truth 1**

## About Deep Down Detectives Visual Aids and Small Format Storyboard Pictures

### How Are They Used?



The Deep Down Detectives Visual Aids and Small Format Storyboard Pictures are companion resources to be used alongside the Deep Down Detectives Core Curriculum for each unit. These colorful pictures are used in presenting the key concepts, telling the Bible stories, and, in playing the Bible Story Review games. The storyboard pictures in this book are for flannelgraph boards 24" x 36" or larger. (Choose Visual Aids with Large Format Storyboard Pictures for very large boards.)

### What Do They Include?



**There are six, different resources included in this book:**

**1. Key Concept Visual Aids**-- colorful signs of the Big Question and Answer, the Bible Truths taught in each unit, the Bible verses, and the Listening Assignments used with the curriculum for each Bible Truth taught in the unit.

**2. The Storyboard Picture Key**-- a who's who of the pictures in thumbnail size.

**3. Storyboard Suggested Picture Placement** page--how you can place your pictures up on your storyboard that works well with the story.


**4. The Storyboard Pictures, themselves.** Notice that each picture is identified on the back for easy reference.

**5. Directions** for how to make a homemade flannelgraph storyboard and sturdy storyboard pictures.

**6. Directions** for making the Deep Down Detectives "Bible" Folder and the **back/front images** to paste in place when making it. (Larger back/front images are found online with the curriculum.)



### Ready, Set, Rip It Out!



This book is meant to be ripped up and made into your visual aid. The key concept signs can be cut out and laminated or slipped into sheet protectors. Cut out around the storyboard images and ideally, laminate these. Some of the biggest pictures actually need to be stuck together, before laminating.

### Store It!



Deep Down Detectives is a curriculum that can be used over and over. Store your visual aids and storyboard pictures after using them and they will serve you for many years. We store ours in manilla envelopes and then put them (along with all the rest of the curriculum) in magazine files, labeled by unit. If you have multiple classes using the curriculum, store each set of resources in separate manilla envelopes. This will make prep much simpler, second time around.

### Replacement Storyboard Pictures



You can always purchase this book again or simply go online to the [praisefactory.org](http://praisefactory.org) website (Deep Down Detectives section) and print out any pictures that go missing.



**The Case of the Words that Were Always Right**

*Exodus 24; Deuteronomy 5,31; 2 Timothy 3:16*



**Story-telling Tips**

Ahead of time:

1. Read the Bible verses and story. Pray!
2. Choose story action cues and/or prepare storyboard figures, if using. (Included in Visual Aids books)
3. Practice telling story with the storyboard pictures, timing your presentation. Shorten, if necessary.

During your presentation:

1. Maintain as much eye contact as possible as you tell the story.
2. Put up storyboard figures/add story action cues as you tell the story. Allow the children to help you put them on the board, if desired.
3. Include the children in your story with a few questions about what they think will happen or words/concepts that might be new to them.
4. Watch the kids for signs that their attention span has been reached. Shorten, if necessary.

**INTRODUCTION/ LISTENING ASSIGNMENTS**

**“Our story is called: The Case of the Words that Were Always Right. Here is your listening assignment... ”**

*Read from Detective Dan’s Listening Assignment signs, but questions are summarized below:*

**Detective Dan’s Lesson #1 Listening Assignment:**

I need to find out:

- 1. Whose words were always right?**
- 2. What’s the name of the big book where these words were written down?**

**Detective Dan’s Lesson #2 Listening Assignment:**

**Our Bible Verse is 2 Timothy 3:16-17:**

*“All Scripture is breathed out by God and profitable for teaching, for reproof, for correction, and for training in righteousness, that the man of God may be complete, equipped for every good work.”*

I need to find out:

- 1. Scripture is another word for God’s Word, the Bible. God-breathed means God made sure what people wrote down were His words. Who did God send to help people write down His words just right?**
- 2. What kinds of things did God have people write down to help us live for Him?**

**Detective Dan’s Lesson #3 Listening Assignment:**

I found six clues, but only 4 of them are in the story.

They are: a rainbow, an island, a man in a pit, a crown, a notebook, and two pieces of stone. *Hold up each of them for the children to see as you identify them.*

I need to figure out:

- 1. Which four belong in our story?**
- 2. Which one did God Himself write on? Who did He use to write down the rest of His words for us?**

**Read the assignment questions, THEN SAY,**

*“Ok, Deep Down Detectives! Put on your best listening ears and see if you can hear the answers to Detective Dan’s questions. When I finish telling the story, we will see if we can answer all the questions.”*

*Read the Bible Truth story, answer questions, present the gospel and lead in prayer.*

*Listening Assignments answers; the gospel; and, an ACTS prayer are included with the story text at the end.*

**The Case of the Words that Were Always Right** *Exodus 24; Deuteronomy 5, 31; 2 Timothy 3:16*

*Story with lines separating paragraphs (text in bold, optional interaction cues in italics) Numbers correspond to storyboard pictures and placement upon the storyboard. Always feel free to use less pictures, if it's best for your kids. Simply black out the numbers next to pictures you do not plan to use. All pictures are found in the Visual Aids book. Put BG (background) pictures on storyboard ahead of time. SB pictures (listed below in story text) are added to board as you tell the story. These numbers are also found on the back of each picture.*

*Tip: Stack pictures in numerical before telling story for easy use. Use sticky-back velcro to attach pictures to storyboard felt. Use sticky-tac putty to stick a picture on top of another picture.*

**High up on a mountaintop, SOMETHING was being written down by SOMEONE. Well, what's so special about that, you might ask. People write down things every day. Why, even YOU may have written down something today.**

**Ahhh...but, THIS SOMETHING being written down by this SOMEONE was very special.**

*Can you guess what the SOMETHING was that was being written down?*

**(SB1) God's Word was the special SOMETHING that was being written down. And can you guess WHO the SOMEONE special was who was writing down God's Word? Was it a man? Was it a woman?**

*Who do you think was writing down God's Word?*

**It wasn't a man or a woman. It was (SB2) the LORD God, Himself! He was writing down His (SB3) Ten, Big Rules (Laws), called the 10 Commandments. And He was NOT writing them down on paper like we do, but INTO two, big pieces of stone. Isn't that amazing!**

**Now, when you or I write down something, we use a pencil with an eraser. That's because we make mistakes, or decide to change what we want to say. But not the LORD! He never needs an eraser. And He always knows just what He wants to say. He NEVER, EVER makes mistakes! So, the LORD just carved His Ten, Big Rules (Laws) into those pieces of stone and that was that! It was perfect! Just as perfect as He is! He made sure that it was (SB4) written down just right.**

**When God finished writing His Ten, Big Rules (Laws) into stone that day was that the end? Was that all there would be to His Word? No, it was not! That was just the beginning! There was so much more that God planned to put down in writing. The Bible would be big, and thick, and made up of sixty-six books when it was all finished.**

*Have you seen how many words there are in the Bible? It is a very big and thick book, isn't it?*

**But that WAS the only time that God wrote down His Word, Himself. All the rest of His words in the sixty-six books of the Bible would be written down by people.**

**Uh oh, PEOPLE writing down God's very special Words? That doesn't sound like a good idea. People make mistakes. All kinds of mistakes. Remember? They're the ones who need pencils with erasers! How could THEY ever write down God's Word on their own and get it just right? God knew the answer. Do you?**

*What do you think God would do for these people?*

**God wouldn't have people write down His Word by themselves. He would give them a Helper-- His very own, (SB5) Holy Spirit. The Holy Spirit would work powerfully in their hearts and minds. He would make the words they wrote down just right. That's how He made each person's words to be not just their own words, but God's perfect Word, too.**

**Who were the people God used to write down His Word, the Bible? They were all kinds of people in all kinds of places. Let me tell you about some of them.**

*Story with lines separating paragraphs (text in bold, optional interaction cues in italics)*

**Out in the (BG2) wilderness, God used an (SB6) old man named Moses to write down His Word. And oh, what a lot of words God gave Moses to write down! Not tens or hundreds of words, but thousands and thousands of words! Here is some of what God had Moses write down:**

**Moses wrote down (SB7) all of the hundreds of other good rules (laws) God gave His people to live by.**

**And, Moses wrote down the story of how God (SB8) created the world so beautiful and perfect, back in the beginning of time. He told of the perfect closeness that the first people, Adam and Eve, had with God.**

**Then, Moses wrote down the sad story of how (SB9) Adam and Eve disobeyed God and how all people after them chose to disobey Him, too. This was how sin came into God's good world, and why we need a Savior.**

**Moses wrote down the great promise God made to (SB10) Abraham. The promise to use Abraham's family to bless the whole world with a Savior: the Savior, Jesus.**

**And, Moses wrote down the (SB11) amazing way God rescued the people of Israel from their enemies, the Egyptians, and made them His special people.**

**All this and more, Moses wrote down. These became the first five books in our Bibles.**

*Let's say the first five books of the Bible together.*

**Genesis, Exodus, Leviticus, Numbers and Deuteronomy. Say them with me. That's so many books! That's so many words! And every one was God's Word, written down just right! God's Holy Spirit at work inside of Moses made sure of that.**

**But Moses wasn't the only person God used to write down His Word. God used a lot more people, in a lot more places, to write down the rest of His Word. Let's hear about some more of them.**

**(SB12,13) David sang songs to God everywhere he went. He sang songs to God as he watched his father's sheep at night under the stars. He sang songs to God as he gathered with God's people to worship God. He even sang songs as he hid from his enemies in a cave, sad and scared. God's Holy Spirit helped David as he sang the songs and as he wrote them down. Now we can read them in the part of the Bible called the Psalms.**

*Have you heard someone read, "The Lord is my shepherd, I shall not want?" Those are words to a song that David wrote down!*

**God made (SB14) David's son, Solomon a very, very wise king. He lived in his beautiful, rich palace. God's Holy Spirit helped him write down God's wise ways for us to live. We can read them in the parts of the Bible we call Proverbs, Song of Solomon and Ecclesiastes.**

**A man named (SB15) Jeremiah was thrown into a deep, dark, muddy pit by (SB16) people who had stopped obeying God. God's Holy Spirit helped him write down God's warnings to these people. He urged them to stop sinning and turn back to Him. We can read what Jeremiah wrote down in the books of the Bible we call Jeremiah and Lamentations.**

**The people did not stop sinning. Enemies took God's people away from their homes in Judah and across the dry desert to Babylon. They forced them to be their workers. God's people were very sad. (SB17) But God sent a man named Ezekiel with them, to give them His words of comfort. His Holy Spirit helped Ezekiel write down God's promises to rescue them from their enemies and bring them back home one day. He even promised to (SB18) send a special new king who would save them. This king would be a man, but He would be God, too. (Can you guess who this would be? It's Jesus!) We can read what Ezekiel wrote down in the Bible book called Ezekiel.**

*Story with lines separating paragraphs (text in bold, optional interaction cues in italics)*

---

**God made sure Ezekiel wrote down all of His promises just right. Every one of them came true. The LORD did rescue the people from their enemies in Babylon. They did get to go back home.**

**And best of all, at just the right time, the promised king was born.**

**Jesus, God's Son, was born in Bethlehem. He (SB19) lived a perfect life, then gave it up on the cross as He suffered and died for the sins of God's people. On the third day, Jesus rose from the dead, showing that He had really beaten sin and death for them. This was such good news!**

**Everyone needed to hear how they could be saved. So what did God plan to do? He planned for His people to tell this good news; and, He planned to have it written down!**

---

**A doctor named Luke heard the good news of Jesus. He turned away from his sins and trusted in Jesus as his Savior. Dr. Luke put down his (SB20) medicine and picked up his pen! He wrote down the amazing things that Jesus did and taught. Then he wrote down what Jesus' followers, the church, did after Jesus rose from the dead and went to heaven.**

**God's Holy Spirit helped Dr. Luke write down all the stories just right. Everyone needed to know the truth about Jesus that they might believe in Him, too. We can read what Luke wrote down in the two books of the Bible we call Luke and Acts.**

*Do you ever go to a doctor? Does she or he give you medicine? That's like what Dr. Luke did before he wrote down the stories of Jesus.*

---

**A man named Paul hated Jesus and put God's people in jail. But God changed Paul's heart and he believed in Jesus, too. Then people put PAUL in (SB21) jail for telling others about Jesus!**

**As Paul sat in jail, the Holy Spirit helped him write words of encouragement to little churches of believers in faraway places. God used Paul to write down more than TEN books of the Bible!**

---

**John was another man who got in trouble for telling others about Jesus. He was sent to live on an island in the middle of the Mediteranean Sea. The Holy Spirit helped John write about the (SB22) wonderful things that will happen when Jesus comes back to earth at the end of time. We can read them in the part of the Bible we call Revelation.**

---

**Moses, David, Solomon, Jeremiah, Ezekiel, Dr. Luke, Paul and John. That's just some of the people who God used to write down parts of His Word, the Bible. God used many other, too. And what did God do for all of them? He helped them write down the words just right, by His Holy Spirit.**

**Yes...in the wilderness, in a muddy pit. In a prison cell, in a faraway country, on an island, and everywhere else, God's Holy Spirit was at work inside each one of those people, helping them write what He wanted them to write down. All sixty-six books! And that's what so special about the Bible. It alone is God's perfect Word—written down just right.**

**Cracking the Case:** (story wrap-up for Listening Assignments)

It's time to see how we did with our Listening Assignment.

**Detective Dan's Lesson 1 Listening Assignment:**

- 1. Whose words were always right?** God's words.
- 2. What's the name of the big book where these words were written down?** The Bible.

**For You and Me:**

How good of God to give us His words, written down just right! We can learn about Him, His good plans, and how He wants us to live, when we read them in the Bible. And that's just what God wants us to do!

**Detective Dan's Lesson 2 Listening Assignment:  
Our Bible Verse is 2 Timothy 3:16-17:**

"All Scripture is breathed out by God and profitable for teaching, for reproof, for correction, and for training in righteousness, that the man of God may be complete, equipped for every good work."

- 1. Scripture is another word for God's Word, the Bible. God-breathed means God made sure what people wrote down were His words. Who did God send to help people write down His words just right?** God's Holy Spirit helped people write them down just right.

- 2. What kinds of things did God have people write down to help us live for Him?** His good rules; words of wisdom; songs to praise Him with; stories about how God always helps His people; and, the good news of salvation through Jesus.

**For You and Me:**

We can trust that the Bible is really God's Word. He made sure it was written down just right. God gave it to us, so that we can know more about Him and how He wants us to live. Through it, He gives us everything we need to know. His Holy Spirit can help us understand it and obey it.

**Detective Dan's Lesson 3 Listening Assignment:**

Our six clues were: a rainbow, an island, a man in a pit, a crown, a notebook, and two pieces of stone.

**1. Which four belong in our story?**

The island, the man in a pit, the crown, and the pieces of stone.

**2. Which one did God Himself write on? Who did He use to write down the rest of His words for us?**

The two pieces of stone. He used people, helped by His Holy Spirit.

**For You and Me:**

God, Himself, wrote down His Ten, Big Rules on the stone tablets, but He sent His Holy Spirit to work powerfully in the people who wrote down the rest of His Word, the Bible. He made sure what they wrote down was written down just right, too. We can praise God for being the giver of His perfect Word to us.

**The Gospel** (story wrap-up if NOT using Listening Assignments)**Our Bible Truth is:**

**What's So Special about the Bible?  
It Alone Is God's Word...**

**God made sure it was written down just right!**

The Bible tells us so many good and important things. But, the very, very, very best thing it tells us is how we can be saved from our sins. What does the Bible say? It tells us that even though we are sinners who deserve God's punishment for our sins, God sent His Son to save us. God promises to forgive the sins of all who turn away from disobeying Him and trust in Jesus as their Savior. God can help us to do this, if we ask Him. He loves to answer this prayer!

*Close in prayer.*

**Closing ACTS Prayer**

- A** We praise you, God, for giving us Your Word, the Bible. We praise You for how Your Holy Spirit worked inside of so many people to write it down just right.
- C** God, You have given us Your Word, but often we don't want to listen to it or obey it. Please forgive us.
- T** Thank You for making sure Your Word was written down just right. Thank You that we can trust it to be true. And thank You for giving it to us, so we can better know You and how You want us to live.
- S** Work deep inside our hearts. Help us to understand Your Word and want to obey it. Help us to turn away from our sins and trust in Jesus as our Savior.


In Jesus' name we pray. Amen.

***Go to Lesson Plan, p.9 for the script to the rest of the lesson.***

BIG QUESTION 2



# What's so special about the Bible?



**ANSWER:**

## It alone is God's Word!

VISUAL  
AID

#1

take out



of BQB

# The Big Question

*Hold up the Big Question sign for all the children to see,  
and say:*

The Big Question we are investigating today is  
Big Question Number 2:

**What's So Special about the Bible?**

and the Answer is:

**It Alone Is God's Word!**

## **Meaning:**

There are millions of books in the world, but none is like the Bible. It alone is God's perfect Word! God made sure it was written down just right. It tells us everything we need to know God and to live for Him. It is powerful to do everything God wants it to do. Everything else in this world may come and go, but God's Word will last forever. It will always prove true.

Let's sing our Big Question Song: "

## **Big Q & A 2 Song**

*DDD ESV Songs 2, track 12*

*(adapted version of "Three, Blind Mice")*

What's so special about the Bible?

It alone is God's Word!

It alone is God's Word!

It's always true,

It can make you wise,

It can work pow'rf'ly in your life.

It alone is God's Word!

It alone is God's Word!



# BIG QUESTION 2: Four ways God's Word Is Special

## Holy Spirit

1.





2.



3.



4.



Visual Aid

#2

take out



of BOB

## This Unit's Bible Truths

"Knowing that the Bible alone is God's Word is a good beginning, but there's so more to learn. So it's time for us to dig down even deeper for more answers to our Big Question about God. We're going to be learning **FOUR** Bible truths that all tell us more about what makes the Bible so special.

Let's look at our Bible Truth Clue and figure out which of these four truths we will be learning about today. Who would like to get it out of the Big Question Briefcase for me?"

*Choose a child to get it out and hand it to you. Then hold it up and show them the pictures of the four truths they will be learning.*

*After everyone has had a good look, say...*

"Ok, now let's look at our Bible Truth Clue and see if we can figure out which of these four truths we will be learning about today. Who would like to get it out of the Big Question Briefcase for me?"

*Choose a child to open the briefcase, take out the Bible Truth Clue and hand it to you.*

**What's So Special about the Bible?**

**It Alone Is God's Word...**

**God made sure it was  
written down just right!**

**HINT: What's the opposite of  
something being wrong?  
It rhymes with "light."**

# Holy Spirit



**ANSWER:**

**God made sure it was written down just right!**

# Revealing the Bible Truth

## We Are Learning

*Hold up the front side for the children to see. Cover up the answer, written along the bottom, and say:*

**“What’s So Special about the Bible?  
It Alone Is God’s Word...  
God made sure it was written down just ???? !**

We are missing one word. Here’s the hint to what the missing word is. It says: “What’s the opposite of something being wrong? It rhymes with the word “light.”

Can you guess? It’s “right”.

So the Bible Truth we are learning today is:

*(uncover answer from bottom of sign, show it to them and say:)*

**“What’s So Special about the Bible?  
It Alone Is God’s Word...  
God made sure it was written down just RIGHT !**

And here what this Bible Truth means:

*(read the meaning off of the back of the sign, say:)*

The Bible looks like one, big, thick book; but, it’s really sixty-six books, all put together. Many people, over many years, wrote down these books. Some wrote down songs to God. Others wrote down His laws. Some wrote down God’s promises and warnings. Others wrote down stories of the great things that God has done for His people; and, how He sent Jesus to save them.

But why do we call the Bible “God’s Word”, if all these people really wrote down the words? Because God did something very special inside each of those people as they wrote down those words. God’s Holy Spirit worked inside of them so that their words weren’t just their own words; they were God’s perfect words, too. Isn’t that amazing? There really is no other book like the Bible, is there?

**“All Scripture**

**is God-breathed...**

**Holy Spirit**

**and profitable for teaching,  
for reproof, for correction,  
and for training in righteousness,  
that the man of God  
may be complete, equipped  
for every good work.”**

**2 Timothy 3:16-17**

Visual  
Aid  
#4

Place  
verse in



take out



of BQB



## Bible Truth | Bible Verse

Remove the Bible Verse Picture from the "Bible" folder and hold it up for all the children to see, then say:

2 Timothy 3:16-17 tells us:

### **2 Timothy 3:16-17**

"All Scripture is breathed out by God and profitable for teaching, for reproof, for correction, and for training in righteousness, that the man of God may be complete, equipped for every good work."

**Learn a Little:** "All Scripture is breathed out by God."

### **What does that mean?**

Scripture is another word for the Bible. What does it mean for the Bible to be God-breathed? It does NOT mean that God really breathed air out onto the pages of the Bible. It means that God's Holy Spirit was there, working inside of each person as they wrote it to down. He made sure that it was written exactly as He wanted it to be. Every single bit of the Bible is useful to anyone who wants to be a man (or woman/boy or girl) of God. God can use it to teach us about Himself and how He wants us to live. God can use it to change us and help us be who He wants us to be. Ask God to use His Word in your life. He loves to answer this prayer!

"We've said our Bible verse, now let's sing it!"

## **All Scripture Is Breathed Out by God:**

### **2 Timothy 3:16-17**

*DDD ESV Songs 2, track 20*

All Scripture is breathed out by God and profitable,  
All Scripture is breathed out by God and profitable,  
For teaching, reproof, correction,  
For training in righteousness,  
So that the man of God may be complete,  
Equipped for every good work.  
All Scripture is breathed out by God and profitable,  
All Scripture is breathed out by God and profitable,  
Second Timothy Three, sixteen and seventeen.

"Now it's time to do a bit more deep down investigating. Let's read what Detective Dan  
DDD 2.1 Bible Verse Picture--Back


take out



Place in



Visual Aid



# Detective Dan's Listening Assignment #1

# Detective Dan's

## Listening Assignment #1



Hi, Deep Down Detectives!

I'm working on a brand-new case called:

"The Case of the Words that Were Always Right."

I need to find out:

1. Whose words were always right?  
**AND**
2. What's the name of the big book where these words were written down? The Bible.

Can you help me? Listen carefully to the story and you might just hear the answers!

Thanks!

Detective Dan

***Then say,*** "Ok, Deep Down Detectives! Put on your best listening ears and see if you can hear the answers to Detective Dan's questions. When I finish telling the story, we will see if we can answer all of his questions:"

*Read the Bible Truth story, putting up the storyboard pictures as you tell it.*

*At the end of the story, repeat the questions and lead the children in answering them. Present the gospel and close in prayer.*

\*Answers to assignment questions, the gospel and ACTS prayer are also included at the end of the story text.\*

Answers:

1. **Whose words were always right?** God's words.
2. **What's the name of the big book where these words were written down?** The Bible.

**For You and Me:**

How good of God to give us His words, written down just right! We can learn about Him, His good plans, and how He wants us to live, when we read them in the Bible. And that's just what God wants us to do!



take out



of BOB

Place in



Visual Aid



# Detective Dan's Listening Assignment #2

# Detective Dan's

## Listening Assignment #2



Hi, Deep Down Detectives!

I'm still working on the case called:

**"The Case of the Words that Were Always Right."**

Our Bible verse is 2 Timothy 3:16-17:

**"All Scripture is breathed out by God and profitable for teaching, for reproof, for correction, and for training in righteousness, that the man of God may be complete, equipped for every good work."**

I need to find out:

**1. Scripture is another word for God's Word, the Bible. God-breathed means God made sure what people wrote down were His words. Who did God send to help people write down His words just right?**

**AND**

**2. What kinds of things did God have people write down to help us live for Him?**

Can you help me? Listen carefully to the story and you might just hear the answers!

Thanks for your help!

Detective Dan

**Then say,** "Ok, Deep Down Detectives! Put on your best listening ears and see if you can hear the answers to Detective Dan's questions. When I finish telling the story, we will see if we can answer all of his questions."

*Read the Bible Truth story, putting up the storyboard pictures as you tell it. At the end of the story, repeat the questions and lead the children in answering them. Present the gospel and close in prayer.*

\*Answers to assignment questions, the gospel and ACTS prayer are also included at the end of the story text.\*

Answers:

**Our Bible Verse is: 2 Timothy 3:16-17:**

**"All Scripture is breathed out by God and profitable for teaching, for reproof, for correction, and for training in righteousness, that the man of God may be complete, equipped for every good work."**

I need to find out:

**1. Scripture is another word for God's Word, the Bible. God-breathed means God made sure what people wrote down were His words. Who did God send to help people write down His words just right? God's Holy Spirit helped people write them down just right.**

**2. What kinds of things did God have people write down to help us live for Him? His good rules; words of wisdom; songs to praise Him with; stories about how God always helps His people; and, the good news of salvation through Jesus.**

**For You and Me:**

We can trust that the Bible is really God's Word. He made sure it was written down just right. God gave it to us, so that we can know more about Him and how He wants us to live. Through it, He gives us everything we need to know. His Holy Spirit can help us understand it and obey it.



take out



Place in



Visual Aid



# Detective Dan's Listening Assignment #3

# Detective Dan's

## Listening Assignment #3



Hi, Deep Down Detectives!

I'm still working on the case called:

"The Case of the Words that Were Always Right."

I found SIX clues, but TWO of them are NOT in the story. They are: a rainbow, an island, a man in a pit, a crown, a notebook, and two pieces of stone.

*Hold up each of the six pictures for the children to see as you identify them. Better yet, put them up on your flannelgraph board, off to one side.*

I need to know:

1. Which FOUR pictures belong in the story and which TWO do NOT?
2. Which one did God Himself write on? Who did He use to write down the rest of His words for us?

Can you help me? Listen carefully to the story and you might just hear the answers!

Thanks!

Detective Dan

**Then say,** "Ok, Deep Down Detectives! Put on your best listening ears and see if you can hear the answers to Detective Dan's questions. When I finish telling the story, we will see if we can answer all of his questions."

*Read the Bible Truth story, putting up the storyboard pictures as you tell it. At the end of the story, repeat the questions and lead the children in answering them. Present the gospel and close in prayer.*

\*Answers to assignment questions, the gospel and ACTS prayer are also included at the end of the story text.\*

Answers:

**Our six clues were: a rainbow, an island, a man in a pit, a crown, a notebook, and two pieces of stone.**

**1. Which four belong in our story?**

The island, the man in a pit, the crown, and the pieces of stone.


**2. Which one did God Himself write on? Who did He use to write down the rest of His words for us?**

The two pieces of stone. He used people, helped by His Holy Spirit.

**For You and Me:**

God, Himself, wrote down His Ten, Big Rules on the stone tablets, but He sent His Holy Spirit to work powerfully in the people who wrote down the rest of His Word, the Bible. He made sure what they wrote down was written down just right, too. We can praise God for being the giver of His perfect Word to us.

An Island



A Rainbow





VISUAL  
AID

Place in



take out



of BQB

DDD 2.1 Lesson 3 Listening Assignment Clue Picture 2 for kids

VISUAL  
AID



Place in



take out




of BQB

DDD 2.1 Lesson 3 Listening Assignment Clue Picture 1 for kids



A Crown



A Man in a Pit



VISUAL  
AID  
#5C

Place in  
DDD  
Bible™

take out  
Big  
Question  
Briefcase  
of BQB

VISUAL  
AID  
#5C


Place in  
DDD  
Bible™

take out  
Big  
Question  
Briefcase  
of BQB

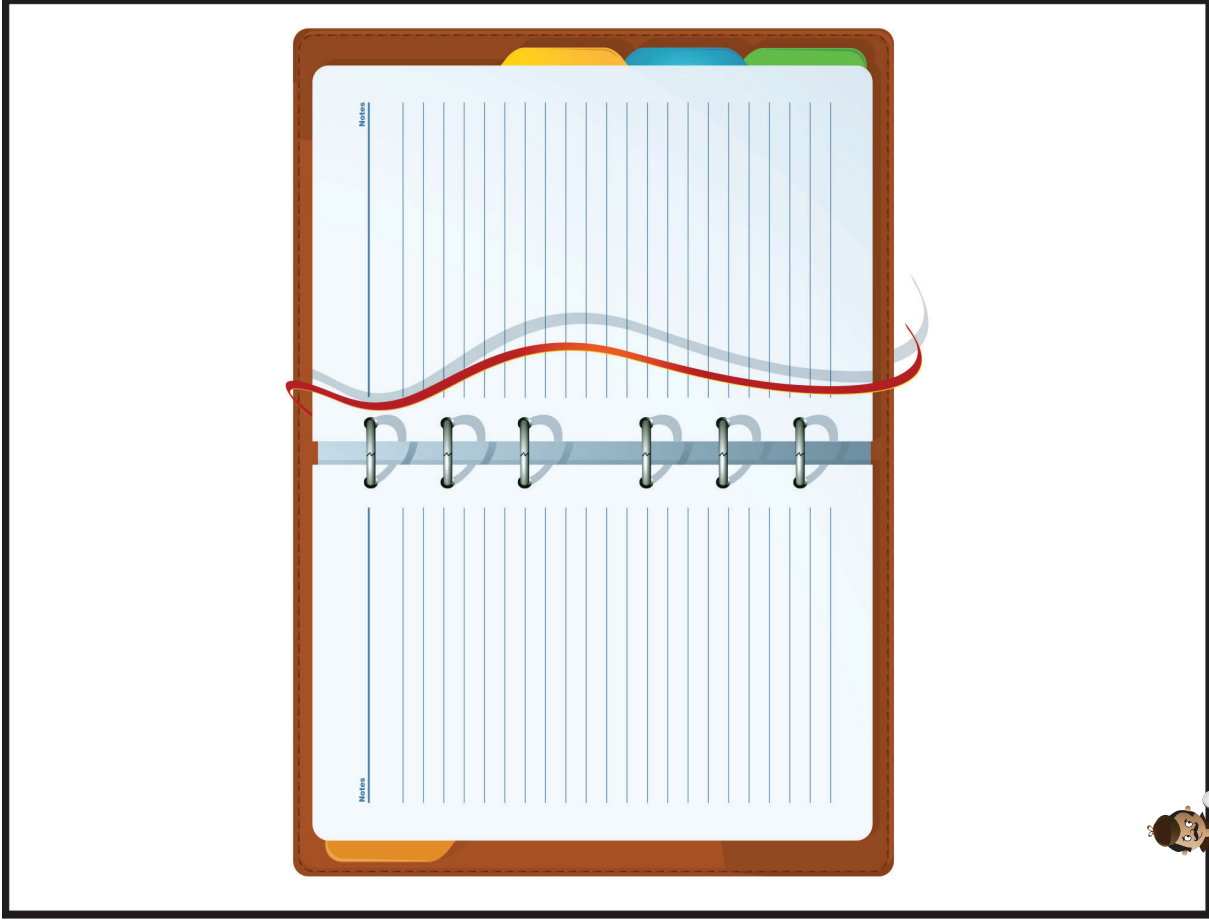
DDD 2.1 Lesson 3 Listening Assignment Clue Picture 4 for kids

DDD 2.1 Lesson 3 Listening Assignment Clue Picture 3 for kids





**Two Pieces of Stone**



**A Notebook**

VISUAL  
AID  
#5C

Place in  
DDD  
Bible™

take out  
Big  
Question  
Briefcase  
of BQB

VISUAL  
AID  
#5C

Place in  
DDD  
Bible™

take out  
Big  
Question  
Briefcase  
of BQB

DDD 2.1 Lesson 3 Listening Assignment Clue Picture 6 for kids

DDD 2.1 Lesson 3 Listening Assignment Clue Picture 5 for kids

## Big Question 2, Bible Truth 1 Storyboard Background Pictures Key (BG)

Put these pictures in place on your storyboard BEFORE you tell your story.

**BG1 Mountain**



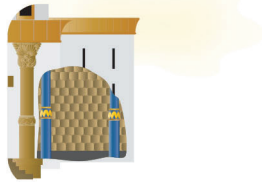
**BG2 Wilderness**



**BG3 Out with Sheep,  
In a Cave**



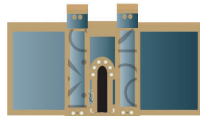
**BG4 Palace**



**BG5 Pit**



**BG6 Babylon**



**BG7 Jail**



**BG8 Island**



# Big Question 2, Bible Truth 1 Storyboard Pictures Key (SB)

Store these pictures in numerical order in your HSK Bible Folder.  
Add these to your story as you tell it. Numbers correspond to placement order.

SB1 Writing God's Word



SB2 The LORD

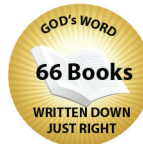
THE  
LORD

SB3 10 Big Rules  
Written in Stone

10 Big Rules



SB4 God's Word  
Written Down  
Just Right,  
All 66 Books



SB5 The Holy Spirit

Holy Spirit

SB6 Old Man Moses



SB7 God's Good Laws



SB8 Story of Creation



SB9 Story of the Fall



SB10 God's Promise  
to Bless All Peoples  
Through Abraham's Family  
by Sending Jesus



SB11 Story of Rescuing  
God's People from Egypt



SB12,13 David Praising God



SB14 King Solomon



SB15 Jeremiah



SB16 God's People  
Disobeying God



SB17 Ezekiel with  
God's People in  
Babylon



SB18 God's Promise  
to Send Jesus



SB19 Jesus Came to  
Save God's People



SB20 Doctor Luke  
Writing Down the  
Stories of Jesus



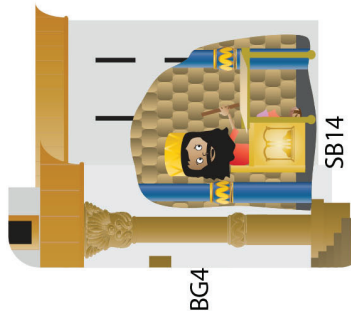
SB21 Paul Writing to  
Believers in Little  
Churches



SB22 John Writing  
about Jesus Coming Back



Note: Use sticky tac putty rather than velcro on back of pictures placed on top of other pictures.



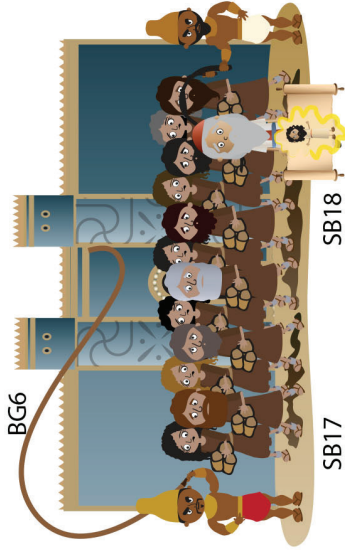
BG4



BG5

SB16

SB15




SB17

BG6

SB18



SB19




SB12

BG3




SB13




BG8

SB22




SB21

BG7




SB20



SB8

SB9



SB10




SB5

SB4


SB3

## 10 Big Rules



SB6

BG2



SB11

## THE LORD

SB2

SB3



SB7



SB1


BG1

NOTE:

Some of the larger images are assembled from two or more pages. You can make these easier to fold by leaving a small gap in the lamination between the pieces. This allows you to fold the image along the gap.



leave slight gap here  
to create a “hinge” for  
easy folding




SB15 Jeremiah  
DDD 2.1

SB11 Story of Rescuing God's  
People from Egypt  
DDD 2.1

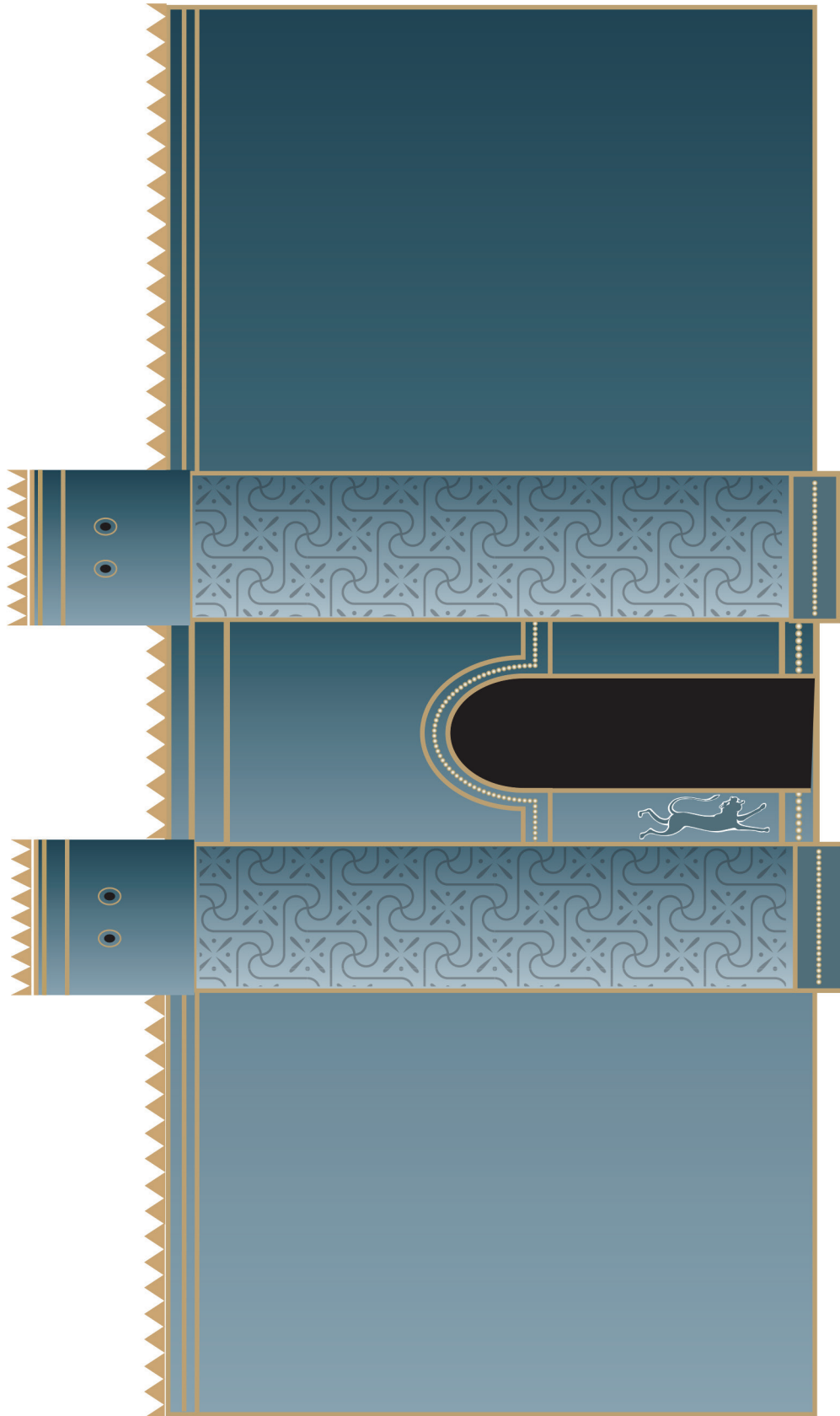
BG2 Wilderness  
DDD 2.1 Story





BG1 Mountain pt 1 of 2  
DDD 2.1 Story  
glue together, then laminate  
Place on board BEFORE telling story


BG1 Mountain pt 2 of 2  
DDD 2.1 Story  
glue together, then laminate  
Place on board BEFORE telling story



BG6 Babylon

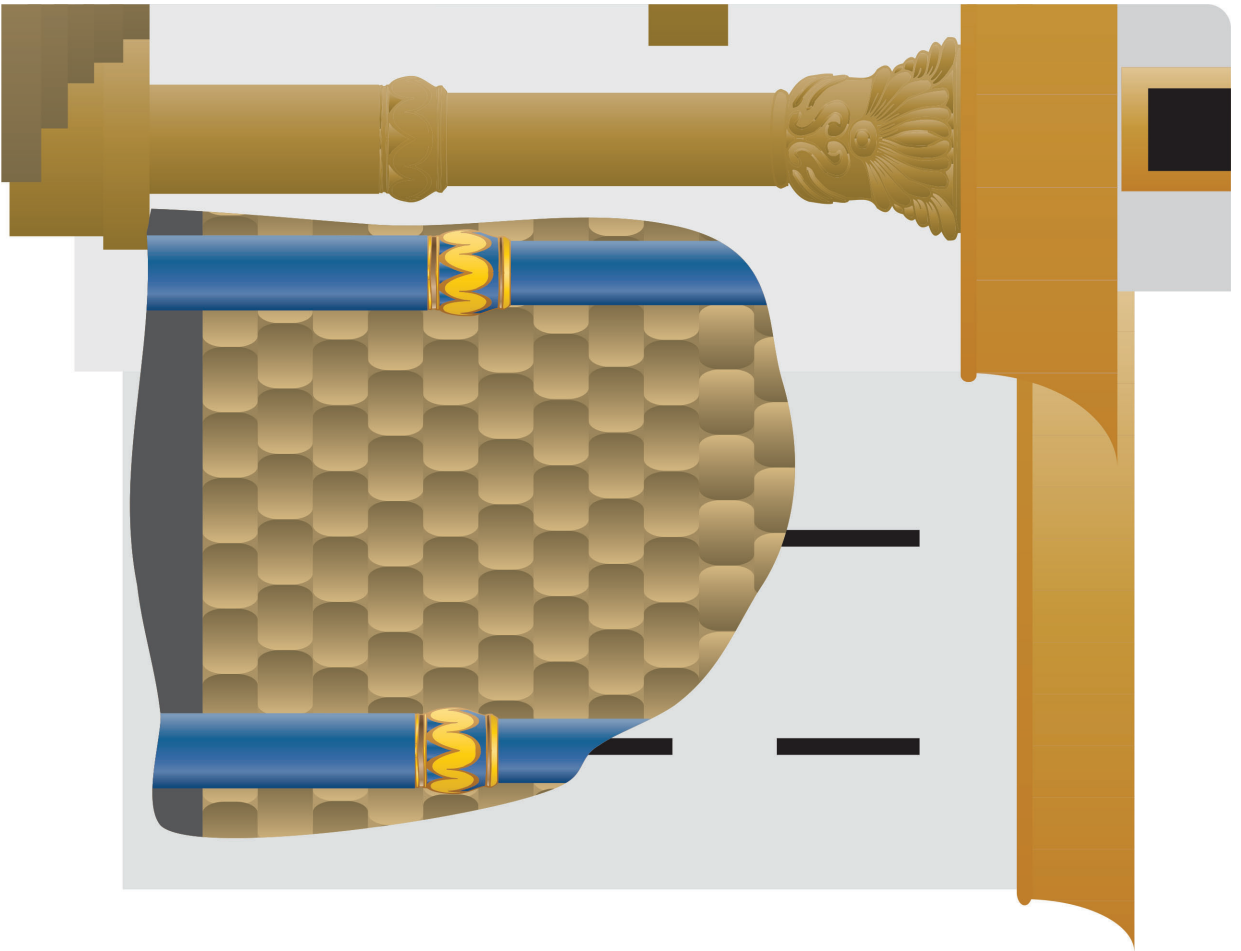
DDD 2.1 Story

Place on board BEFORE telling story



SB17  
Ezekiel with God's People in Babylon  
pt 1 of 2  
DDD 2.1 Story  
glue together, then laminate

SB17  
Ezekiel with God's People in Babylon  
pt 1 of 2  
DDD 2.1 Story  
glue together, then laminate




SB8 Story of Creation  
DDD 2.1 Story

BG4 Palace  
DDD 2.1 Story


SB7 God's Good Laws  
DDD 2.1 Story







SB22 John Writing  
about Jesus Coming Back  
DDD 2.1 Story

BG7 Jail  
DDD 2.1 Story



SB19 Jesus Came to  
Save God's People  
DDD 2.1 Story


BG5 Pit  
DDD 2.1 Story  
Place on board BEFORE telling story



SB6 Old Man Moses  
DDD 2.1 Story

SB9 Story of the Fall  
DDD 2.1

BG8 Island Prison  
DDD 2.1 Story  
Place on board BEFORE telling story



SB14 God's People Disobeying God  
DDD 2.1 Story

SB10 God's Promise  
to Bless All Peoples  
Through Abraham's Family  
by Sending Jesus  
DDD 2.1

SB18 God's Promise to  
Send Jesus  
DDD 2.1 Story





BG3 Out with Sheep, In a Cave

Pt 1 of 2

Glue, then laminate together

DDD 2.1

Place on board BEFORE telling story

BG3 Out with Sheep, In a Cave

Pt 2 of 2


Glue, then laminate together

DDD 2.1

Place on board BEFORE telling story



**THE  
LORD**







SB12 David Praising God  
DDD 2.1

SB2 The LORD  
DDD 2.1

SB13 David Praising God  
DDD 2.1


SB1 Writing God's Word  
DDD 2.1



SB20 Doctor Luke  
Writing Down the  
Stories of Jesus  
DDD 2.1

SB21 Paul Writing to  
Believers in Little  
Churches  
DDD 2.1

# 10 Big Rules



Holy Spirit

SB5 The Holy Spirit  
DDD 2.1 Story

SB3 10 Big Rules  
Written in Stone  
DDD 2.1

SB4 Written Down  
Just Right,  
All 66 Books  
DDD 2.1 Story

SB14 King Solomon  
DDD 2.1



# **DEEP DOWN DETECTIVES**



**Visual Aids**

**Unit 2,**

**Bible Truth 2**

## About Deep Down Detectives Visual Aids and Small Format Storyboard Pictures

### How Are They Used?



The Deep Down Detectives Visual Aids and Small Format Storyboard Pictures are companion resources to be used alongside the Deep Down Detectives Core Curriculum for each unit. These colorful pictures are used in presenting the key concepts, telling the Bible stories, and, in playing the Bible Story Review games. The storyboard pictures in this book are for flannelgraph boards 24" x 36" or larger. (Choose Visual Aids with Large Format Storyboard Pictures for very large boards.)

### What Do They Include?



**There are six, different resources included in this book:**

**1. Key Concept Visual Aids**-- colorful signs of the Big Question and Answer, the Bible Truths taught in each unit, the Bible verses, and the Listening Assignments used with the curriculum for each Bible Truth taught in the unit.

**2. The Storyboard Picture Key**-- a who's who of the pictures in thumbnail size.

**3. Storyboard Suggested Picture Placement** page--how you can place your pictures up on your storyboard that works well with the story.


**4. The Storyboard Pictures, themselves.** Notice that each picture is identified on the back for easy reference.

**5. Directions** for how to make a homemade flannelgraph storyboard and sturdy storyboard pictures.

**6. Directions** for making the Deep Down Detectives "Bible" Folder and the **back/front images** to paste in place when making it. (Larger back/front images are found online with the curriculum.)




### Ready, Set, Rip It Out!



This book is meant to be ripped up and made into your visual aid. The key concept signs can be cut out and laminated or slipped into sheet protectors. Cut out around the storyboard images and ideally, laminate these. Some of the biggest pictures actually need to be stuck together, before laminating.

### Store It!



Deep Down Detectives is a curriculum that can be used over and over. Store your visual aids and storyboard pictures after using them and they will serve you for many years. We store ours in manilla envelopes and then put them (along with all the rest of the curriculum) in magazine files, labeled by unit. If you have multiple classes using the curriculum, store each set of resources in separate manilla envelopes. This will make prep much simpler, second time around.

### Replacement Storyboard Pictures



You can always purchase this book again or simply go online to the [praisefactory.org](http://praisefactory.org) website (Deep Down Detectives section) and print out any pictures that go missing.

**The Case of the New King**

Matthew 2



**Story-telling Tips**

Ahead of time:

1. Read the Bible verses and story. Pray!
2. Choose story action cues and/or prepare storyboard figures, if using. (Included in Visual Aids books)
3. Practice telling story with the storyboard pictures, timing your presentation. Shorten, if necessary.

During your presentation:

1. Maintain as much eye contact as possible as you tell the story.
2. Put up storyboard figures/add story action cues as you tell the story. Allow the children to help you put them on the board, if desired.
3. Include the children in your story with a few questions about what they think will happen or words/concepts that might be new to them.
4. Watch the kids for signs that their attention span has been reached. Shorten, if necessary.

**INTRODUCTION/ LISTENING ASSIGNMENTS**

**“Our story is called: The Case of the New King. Here is your listening assignment...”** Read from Detective Dan’s Listening Assignment signs, but questions are summarized below:

**Detective Dan’s Lesson #1 Listening Assignment:**

I need to know:

- 1. Who was the new king and who was looking for him?**
- 2. How did they find him?**

**Detective Dan’s Lesson #2 Listening Assignment:**

**Our Bible Verse is Isaiah 46:9-11, ESV:**

“I am God, and there is no other; I am God, and there is none like me, declaring the end from the beginning and from ancient times things not yet done, saying, ‘My counsel shall stand, and I will accomplish all my purpose...I have spoken, and I will bring it to pass; I have purposed, and I will do it.’”

I need to know:

- 1. Where did God plan for the new king to be born?**
- 2. What did God plan for the new king to do?**

**Detective Dan’s Lesson #3 Listening Assignment:**

I found six clues, but two of them are **NOT** in the story.

They are: a little house; a bird; a cross; gold; a teacher; and a palm tree.

Hold up each of them for the children to see as you identify them.

I need to know:

- 1. Which four belong in the story and which two don’t?**
- 2. Who worshipped the new king?**

**Read the assignment questions, THEN SAY,**

“Ok, Deep Down Detectives! Put on your best listening ears and see if you can hear the answers to Detective Dan’s questions. When I finish telling the story, we will see if we can answer all the questions.”

Read the Bible Truth story, answer questions, present the gospel and lead in prayer.

Listening Assignments answers; the gospel; and, an ACTS prayer are included with the story text at the end.

**The Case of the New King** *Matthew 2*

**Story with lines separating paragraphs (text in bold, optional interaction cues in italics)** Numbers correspond to storyboard pictures and placement upon the storyboard. Always feel free to use less pictures, if it's best for your kids. Simply black out the numbers next to pictures you do not plan to use. All pictures are found in the Visual Aids book. Put BG (background) pictures on storyboard ahead of time. SB pictures (listed below in story text) are added to board as you tell the story. These numbers are also found on the back of each picture.

*Tip: Stack pictures in numerical before telling story for easy use. Use sticky-back velcro to attach pictures to storyboard felt. Use sticky-tac putty to stick a picture on top of another picture.*

---

**(SB1)** "Have you heard the exciting news? Have you seen who has come to town?" the people of Jerusalem asked each other. **(SB2)** "Magi! Important men from a faraway land are here! And they're asking the most amazing question: 'Where is your new king? We saw **(SB3)** a bright, new star in the sky. It tells us that he's been born and must be very great. Take us to him so we can worship him,' they say! Can you imagine that! A great, new king of the Jews has been born! Where is he? What could this mean!?" everyone in Jerusalem wondered.

*Who do you think this new king is? Do you know his name? It's Jesus!*

---

Now it made perfect sense for the Magi to come to Jerusalem. This was where the kings of the Jews had been born and had lived for years, and years, and years! And there most certainly was a **(SB4)** king living there right now, up in his magnificent palace. His name was King Herod the Great.

Why was Herod called "the Great?" Well, he certainly lived a great, rich life in his great, rich palace. He even did some great things. So, yes, perhaps in a way he was a great king.

But Herod was not THE great king of the Jews, the one the Magi were trying to find. For you see, King Herod only ruled as king OVER the Jews. He was not the real king of the Jews. He was really just an enemy who had been put in place to rule over the Jews as king. And oh, how Herod loved having big, kingly power to rule over them however he wanted!

*What is something that you might enjoy about being king, if you were one?*

So, when Herod **(SB5)** heard the news about the important Magi coming to worship the new, baby king of the Jews, he was not happy at all! Not one...little...bit! He was UPSET...and very worried!

---

"What if there really is a new king?" thought Herod. "What if he really is great...greater than ME? What if he is the Christ, the great King the Jews believe God will send one day to save them?" he worried. "This new king might get rid of me and take away my magnificent palace! Then HE would be king of the Jews. I cannot let that happen! I want to be king. **(SB6)** I must get rid of this baby," thought the king. "I must find out more and make a plan! There will be no new king! I will see to that!" Herod decided.

*Do you think it would be hard to stop being a king and let someone else be king instead?*

---

But if King Herod was to get rid of this new king, he would first have to find him first. But, how? HE didn't know where the child was. The PEOPLE didn't know where he was. Not even the Magi knew where he was. How could this baby ever be found?!!

*Where do you think he should look?*

*Story with lines separating paragraphs (text in bold, optional interaction cues in italics)*

---

There was just one place to look. (SB7) In a book. A very old, very special book. God's Book. What was it called? The Bible! Long ago, God had godly men write down many of His plans for this world, including His promise to send the Christ, the great Savior-King. Perhaps God had told where this king would be born in God's Word, the Bible, Herod hoped.

"(SB8) Get the teachers of God's Word, and bring them to me!" Herod demanded. "I must speak to them at once."

So, Herod gathered together all the teachers of God's Word. "Where is the Christ, God's great Savior-King, supposed to be born?" he asked them.

*Do you know where the Christ, God's great Savior-King was to be born? In Bethlehem!*

The teachers knew just where to look. They knew God's promises well. They had been waiting and waiting for this special Savior-King to come. "Bethlehem. That's where the Savior-King is to be born," they replied. "That's what God promised in His Word many years ago," the teachers told Herod.

---

"Ah, ha! Bethlehem! That's not far from here at all! I will find this child and get rid of him before he grows up and gets rid of ME!" King Herod thought. "But I must be sneaky about this. I'll use these Magi to help me, without them even knowing it," he decided.

Herod called for (SB9) the Magi, and said "Go to Bethlehem and search carefully for the young child. When you find him, come back and report to me. I want to go worship him, too," he lied. What a terrible, tricky plan Herod had made! How he hoped it would work!

The Magi obeyed Herod. (SB10) They set out across the hills of Judah for the village of Bethlehem. What would they find? Would the promise God made so many years ago really come true? Could God's Word really be trusted?

*What do you think? Would God's Word be true?*

---

The beautiful star of the king, itself, seemed to sparkle out a big, bright, beautiful "yes" from the night sky! (Move SB3) The star went before the Magi all the way to Bethlehem and shone down upon a little house. (SB11) Who would they find there? Was this really the home of THE great king? Could it be? The door opened and who did they see...

*Can you guess?*

---

They saw (SB12) Mary, Joseph and little Jesus. God's Word had been true! It could be trusted! Here was the great king they had been looking for!

The (SB13) Magi fell down on their knees and worshipped Jesus. They gave him their expensive gifts of gold, frankincense and myrrh. How happy they were to have found the special Savior-King at last!

*Story with lines separating paragraphs (text in bold, optional interaction cues in italics)*

---

**But what about King Herod and his evil plans? Would he really get rid of the Christ, the Savior-King? No, he would not! No, he COULD not! Herod could make all the plans he wanted; but, he was just a man. God's Word was filled with God's plans for Jesus, the Savior-King, and it would always prove true! God warned the Magi and they never went back to King Herod in Jerusalem. They went back home another way.**

**God sent an angel to warn Jesus, Mary and Joseph in a dream, too. They left Bethlehem before Herod could find them. Herod's plans failed. God's plans came true... and they always will! God always wins!**

---

**Just as God had planned, Jesus (SB16) would grow up to be a man. He would show everyone what God is like. He would teach them about God. He would show (SB17) God's great power in the wonderful things He did. Jesus would live a perfect life; and then, He would do the most amazing thing of all. He would choose to give it up as the perfect payment for the sins of God's people, as He suffered and died on the cross. On the third day, He would rise from the dead in victory and go back to heaven to rule. All, just exactly as God promised in His Word.**

**And that's the way it always will be with all of God's plans, written down in the Bible. They will always come true, just as God tells us they will. You can always count on that!**

*Let's cheer for God and His Word, the Bible! His plans always come true!*

**Cracking the Case:** (story wrap-up for Listening Assignments)

It's time to see how we did with our Listening Assignment.

**Detective Dan's Lesson #1 Listening Assignment:**

I need to know:

**1. Who was the new king and who was looking for him?**

Jesus was the new king. The Magi (and King Herod) were looking for him.

**2. How did they find him?** The Bible, God's Word, told them where He would be born.

**For You and Me:**

The Magi found God's Word to be true. It told them of God's plans to send a Savior; and, it told them where He would be found. But the most wonderful of God's plans written down in the Bible was what God had planned for that Savior to do. This Savior-- Jesus-- would choose to suffer and die on the cross to save all who turn from their sins and trust in Him as their Savior. That's a plan that God wants you and me to be a part of. Ask Him to help you do this. He loves to answer this prayer!

**Detective Dan's Lesson #2 Listening Assignment:****Our Bible Verse is Isaiah 46:9-11:**

"I am God, and there is no other; I am God, and there is none like me, declaring the end from the beginning and from ancient times things not yet done, saying, 'My counsel shall stand, and I will accomplish all my purpose...I have spoken, and I will bring it to pass; I have purposed, and I will do it.'"

I need to know:

**1. Where did God plan for the new king to be born?**

Bethlehem.

**2. What did God plan for the new king to do?** He planned for the new king to save God's people from their sins.

**For You and Me:**

From before the beginning, God planned to send Jesus to save His people from their sins. And nothing would ever get in the way of that plan! God's wonderful plan can be for us, too. How? When we turn away from our sins and trust in Jesus as our Savior. Ask Him to help you do this. He loves to answer this prayer!

**Detective Dan's Lesson #3 Listening Assignment:**

I found six clues, but two of them are **NOT** in the story. They are: a little house; a bird; a cross; gold; a teacher; and a palm tree.

*Hold up each of them for the children to see as you identify them.*

I need to know:

**1. Which four belong in the story and which two don't?** The little house, the cross, the gold and the teacher belong in the story. The bird and the palm tree do not.

**2. Who worshipped the new king?**

The Magi worshipped Jesus, the new king.

**For You and Me:**

The Magi worshipped Jesus when he was just a little child. They only saw a little part of God's great, big plan for Jesus. We know so much more of God's plan and have so much more to worship Him for. We know that Jesus would give up His life as the perfect payment for the sins of God's people. He would be their Savior. He can be our Savior, too, if we turn away from our sins and trust in Jesus as our Savior.

**The Gospel** (story wrap-up if NOT using Listening Assignments)**Our Bible Truth is:**

**What's So Special about the Bible?**

**It Alone Is God's Word...**

**it tells us about God and His plans!**

How good it is that God's plans always come true! How good it is that no one can stop them! God promised us in His Word, the Bible, that He would send a Savior-King to save us and He did! Because of Jesus, we can have our sins forgiven and become some of God's people! Ask God to help you to turn away from your sins and trust in Jesus as your Savior. He loves to answer these prayers.

*Close in prayer.*

**Closing ACTS Prayer**


- A** We praise you, God for being so good and perfect. We praise You for making good and perfect plans.
  
- C** God, You've told us that Your plans are good and perfect, but sometimes we don't trust You. Please forgive us.
  
- T** Thank You for sharing some of Your good and perfect plans with us. Thank You for making sure that all Your plans happen. Thank You for planning to save people through Jesus.
  
- S** Work deep inside our hearts. Help us to turn away from our sins and trust in Jesus as our Savior, that we might be Your special people, too. Help us to trust Your good and perfect plans, even when we don't understand them completely.



BIG QUESTION 2



# What's so special about the Bible?



**ANSWER:**

# It alone is God's Word!

VISUAL  
AID

#1

take out



of BQB

# The Big Question

*Hold up the Big Question sign for all the children to see,  
and say:*

The Big Question we are investigating today is  
Big Question Number 2:

**What's So Special about the Bible?**

and the Answer is:

**It Alone Is God's Word!**

## **Meaning:**

There are millions of books in the world, but none is like the Bible. It alone is God's perfect Word! God made sure it was written down just right. It tells us everything we need to know God and to live for Him. It is powerful to do everything God wants it to do. Everything else in this world may come and go, but God's Word will last forever. It will always prove true.

Let's sing our Big Question Song: "

## **Big Q & A 2 Song**

*DDD NIV Songs 2, track 12*

*(adapted version of "Three, Blind Mice")*

What's so special about the Bible?

It alone is God's Word!

It alone is God's Word!

It's always true,

It can make you wise,

It can work pow'r'f'ly in your life.


It alone is God's Word!

It alone is God's Word!

# BIG QUESTION 2: Four ways God's Word Is Special

## Holy Spirit


1.




2.



3.



4.



Visual Aid

#2

take out



of BOB

## This Unit's Bible Truths

"Knowing that the Bible alone is God's Word is a good beginning, but there's so more to learn. So it's time for us to dig down even deeper for more answers to our Big Question about God. We're going to be learning **FOUR** Bible truths that all tell us more about what makes the Bible so special.

Let's look at our Bible Truth Clue and figure out which of these four truths we will be learning about today. Who would like to get it out of the Big Question Briefcase for me?"

*Choose a child to get it out and hand it to you. Then hold it up and show them the pictures of the four truths they will be learning.*

*After everyone has had a good look, say...*

"Ok, we've learned one way the Bible is so special. It's this one: God made sure it was written down just right (Point to pictures as you identify each Bible Truth.) Now let's look at our Bible Truth Clue and see if we can figure out which of these four truths we will be learning about today. Who would like to get it out of the Big Question Briefcase for me?"

*Choose a child to open the briefcase, take out the Bible Truth Clue and hand it to you.*

CAN YOU GUESS BIBLE TRUTH 2?

Visual take out

Aid

#3



of BQB

## What's So Special about the Bible?

It Alone Is God's Word...

It tells us about God and His ????!

HINT: All the things God will do, but hasn't done yet. It rhymes with "man."



ANSWER:

It tells about God and His PLANS!

# Revealing the Bible Truth We Are Learning

*Hold up the front side for the children to see. Cover up the answer, written along the bottom, and say:*

**“What’s So Special about the Bible?  
It Alone Is God’s Word...  
It tells us about God and His ???? !**

We are missing one word. Here’s the hint to what the missing word is. It says: “All the things God will do, but hasn’t done yet. It starts with a “p” and it rhymes with the word “man”?”

Can you guess? It’s a “plan”!

So the Bible Truth we are learning today is:  
*(uncover answer from bottom of sign, show it to them and say:)*

**“What’s So Special about the Bible?  
It Alone Is God’s Word...  
It tells us about God and His PLANS !**

And here what this Bible Truth means:

*(read the meaning off of the back of the sign, say:)*

Do you know what a plan is? It’s thinking about WHAT you want to do before you do it. We make plans most every day. Sometimes our plans work out. Sometimes they don’t. That’s because our plans are only hopes and guesses.

God makes plans, too, but His plans are different. They always happen. They always work out just like He wants them to. They are all good and perfect, just like He is. Some of God’s plans are secrets, but some He has shared with us. Can you guess where they are written down? In the Bible! There in His Word, we can read of wonderful God’s plan to love and save people through His Son, Jesus. He would make them His special people. Every day of their lives He planned out to be for their good and His glory—to show how good and great He is. And one day, they will go to live with Him forever, just as He planned. God shares His wonderful plans with us because He wants us to turn to Him and be His special people, too.

**“I am God, and there is no other;  
I am God, and there is none like me,  
declaring the end from the beginning  
and from ancient times things not yet done,  
saying, ‘My counsel shall stand,  
and I will accomplish all my purpose...  
I have spoken, and I will bring it to pass;  
I have purposed, and I will do it.”**

**Isaiah 46:9-11**



Visual Aid #4  
Place verse in  
DDD Bible  
take out  
Question Briefcase  
of BQB

## Bible Truth 2 Bible Verse

*Remove the Bible Verse Picture from the "Bible" folder and hold it up for all the children to see, then say:*

Isaiah 46:9-11 tells us:

### **Isaiah 46:9-11**

"I am God, and there is no other; I am God, and there is none like me, declaring the end from the beginning and from ancient times things not yet done, saying, 'My counsel shall stand, and I will accomplish all my purpose...I have spoken, and I will bring it to pass; I have purposed, and I will do it:'"

**Learn a Little:** "I am God, and there is no other... I have purposed, and I will do it:"

### **What does that mean?**

People worship many things, but only the LORD is the one, true God. There is no one like Him! Everything God plans to happen, will happen. Everything God tells us will happen, will happen.

Where has God written down many of His plans? In the same book where He has written down the other words He has spoken: in the Bible! It alone is God's Word. God helped godly people write it down just right. We can trust its every word!

"We've said our Bible verse, now let's sing it!"

"We've said our Bible verse, now let's sing it!"

## I Am God and There Is No Other:

### **Isaiah 46:9,11**

*DDD NIV Songs 2, track 21*

I am God, and there is no other;  
I am God, and there's none like me,  
Declaring the end from the beginning,  
From ancient times, things not yet done.  
I am God, and there is no other;  
I am God, and there's none like me,  
I have spoken, and I will bring it to pass,  
I have purposed, and I will do it.  
Isaiah Forty-six, nine and eleven.

"Now it's time to do a bit more deep down investigating. Let's read what Detective Dan wants us to help him figure out. Would someone like to get it out for me?"




take out



Place in



Visual Aid



# Detective Dan's Listening Assignment #1

# Detective Dan's

## Listening Assignment #1



Hi, Deep Down Detectives!  
I'm working on a brand-new case called:  
"The Case of the New King."

I need to find out:

1. Who was the new king and who was looking for him?  
AND
2. How did they find him?

Can you help me? Listen carefully to the story and you might just hear the answers!

Thanks!

Detective Dan

**Then say,** "Ok, Deep Down Detectives! Put on your best listening ears and see if you can hear the answers to Detective Dan's questions. When I finish telling the story, we will see if we can answer all of his questions."

*Read the Bible Truth story, putting up the storyboard pictures as you tell it. At the end of the story, repeat the questions and lead the children in answering them. Present the gospel and close in prayer.*

\*Answers to assignment questions, the gospel and ACTS prayer are also included at the end of the story text.\*

Answers:

1. Who was the new king and who was looking for him?  
Jesus was the new king. The Magi (and King Herod) were looking for him.
2. How did they find him? The Bible, God's Word, told them where He would be born.

**For You and Me:**

The Magi found God's Word to be true. It told them of God's plans to send a Savior; and, it told them where He would be found. But the most wonderful of God's plans written down in the Bible was what God had planned for that Savior to do. This Savior--Jesus--would choose to suffer and die on the cross to save all who turn from their sins and trust in Him as their Savior. That's a plan that God wants you and me to be a part of. Ask Him to help you do this. He loves to answer this prayer!

take out



of BQB

Place in



Visual Aid



# Detective Dan's Listening Assignment #2

# Detective Dan's

## Listening Assignment #2



Hi, Deep Down Detectives!

I'm still working on the case called:

"The Case of the New King."

Our Bible verse is Isaiah 46:9-11, ESV:

"I am God, and there is no other; I am God, and there is none like me, declaring the end from the beginning and from ancient times things not yet done, saying, 'My counsel shall stand, and I will accomplish all my purpose...I have spoken, and I will bring it to pass; I have purposed, and I will do it.'"

I need to find out:

1. Where did God plan for the new king to be born?

AND

2. What did God plan for the new king to do?

Can you help me? Listen carefully to the story and you might just hear the answers!

Thanks for your help!

Detective Dan

**Then say,** "Ok, Deep Down Detectives! Put on your best listening ears and see if you can hear the answers to Detective Dan's questions. When I finish telling the story, we will see if we can answer all of his questions."

Read the Bible Truth story, putting up the storyboard pictures as you tell it. At the end of the story, repeat the questions and lead the children in answering them. Present the gospel and close in prayer.

\*Answers to assignment questions, the gospel and ACTS prayer are also included at the end of the story text.\*

Answers:

**Our Bible Verse is Isaiah 46:9-11, ESV:**

"I am God, and there is no other; I am God, and there is none like me, declaring the end from the beginning and from ancient times things not yet done, saying, 'My counsel shall stand, and I will accomplish all my purpose...I have spoken, and I will bring it to pass; I have purposed, and I will do it.'"

I need to know:

1. Where did God plan for the new king to be born?  
Bethlehem.

2. What did God plan for the new king to do?  
He planned for the new king to save God's people from their sins.

**For You and Me:**

From before the beginning, God planned to send Jesus to save His people from their sins. And nothing would ever get in the way of that plan! God's wonderful plan can be for us, too. How? When we turn away from our sins and trust in Jesus as our Savior. Ask Him to help you do this. He loves to answer this prayer!


take out



Place in



Visual Aid



# Detective Dan's Listening Assignment #3

# Detective Dan's Listening Assignment #3



Hi, Deep Down Detectives!  
I'm still working on the case called:  
"The Case of the New King."

I found SIX clues, but TWO of them are NOT in the story.  
They are: a little house; a bird; a cross; gold; a teacher;  
and a palm tree.

*Hold up each of the six pictures for the children to see as you identify them. Better yet, put them up on your flannelgraph board, off to one side.*

I need to know:

1. Which four belong in the story and which two don't?
2. Who worshipped the new king?

Can you help me? Listen carefully to the story and you might just hear the answers!

Thanks!  
Detective Dan

**Then say,** "Ok, Deep Down Detectives! Put on your best listening ears and see if you can hear the answers to Detective Dan's questions. When I finish telling the story, we will see if we can answer all of his questions."

*Read the Bible Truth story, putting up the storyboard pictures as you tell it. At the end of the story, repeat the questions and lead the children in answering them. Present the gospel and close in prayer.*


\*Answers to assignment questions, the gospel and ACTS prayer are also included at the end of the story text.\*

Answers:


1. Which four belong in the story and which two don't?  
The little house, the cross, the gold and the teacher belong in the story. The bird and the palm tree do not.
2. Who worshipped the new king?  
The Magi worshipped Jesus, the new king.

**For You and Me:**

The Magi worshipped Jesus when he was just a little child. They only saw a little part of God's great, big plan for Jesus. We know so much more of God's plan and have so much more to worship Him for. We know that Jesus would give up His life as the perfect payment for the sins of God's people. He would be their Savior. He can be our Savior, too, if we turn away from our sins and trust in Jesus as our Savior.



A Bird



A Little House



Place in  
take out  
Big Question  
Bible  
of BQB



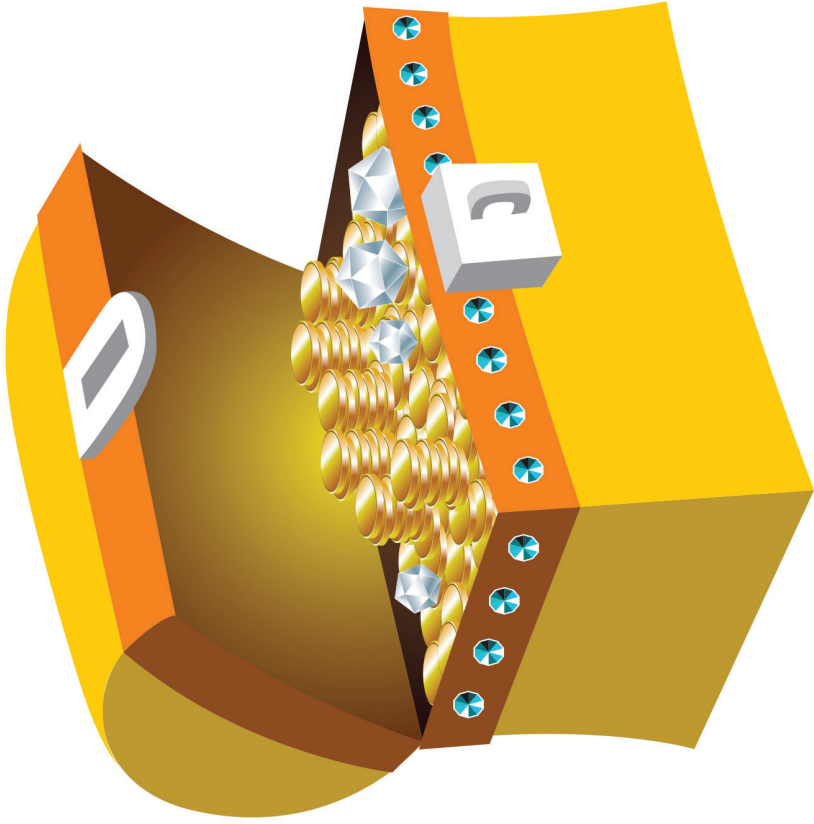
Place in  
take out  
Big Question  
Bible  
of BQB

DDD 2.2 Lesson 3 Listening Assignment Clue Picture 2 for kids


DDD 2.2 Lesson 3 Listening Assignment Clue Picture 1 for kids



Gold



The Cross



VISUAL  
AID  
#5C

Place in  
DDD  
Bible™

take out  
Big  
Question  
Briefcase  
of BQB


VISUAL  
AID  
#5C

Place in  
DDD  
Bible™

take out  
Big  
Question  
Briefcase  
of BQB

DDD 2.2 Lesson 3 Listening Assignment Clue Picture 4 for kids

DDD 2.2 Lesson 3 Listening Assignment Clue Picture 3 for kids



Palm Tree



A Teacher



VISUAL  
AID

Place in



take out



of BQB



VISUAL  
AID

Place in



take out



of BQB

DDD 2.2 Lesson 3 Listening Assignment Clue Picture 6 for kids

DDD 2.2 Lesson 3 Listening Assignment Clue Picture 5 for kids


---

## Big Question 2, Bible Truth 2 Storyboard Background Pictures Key (BG)

---

Put these pictures in place on your storyboard BEFORE you tell your story.


**BG1 Country to the East**




**BG2 Jerusalem**




**BG3 Herod's Palace**



**BG4 Bethlehem**



**BG5 Door to Mary and Joseph's House**



## Big Question 2, Bible Truth 2 Storyboard Pictures Key (SB)

Store these pictures in numerical order in your HSK Bible Folder.  
Add these to your story as you tell it. Numbers correspond to placement order.

SB1 People Excited about Magi



SB10 Magi Going to Bethlehem



SB2 The Magi Asking about the New King



SB11 Magi at Mary and Joseph's House



SB3 The Special Star



SB12 Mary, Joseph and Jesus



SB4 King Herod in His Palace



SB13 The Magi Give Their Gifts



SB5 People Telling the King Who The Magi Were Looking For



SB14 The Magi Warned to Not Go Back to Herod




SB6 Herod's Plan to Get Rid of the New King



SB15 God Warns Joseph in a Dream



SB16 Jesus Grows Up



SB7 Look in the Bible to Find Where the Savior-King Will Be Born



SB17 Jesus Dies on The Cross to Save God's People



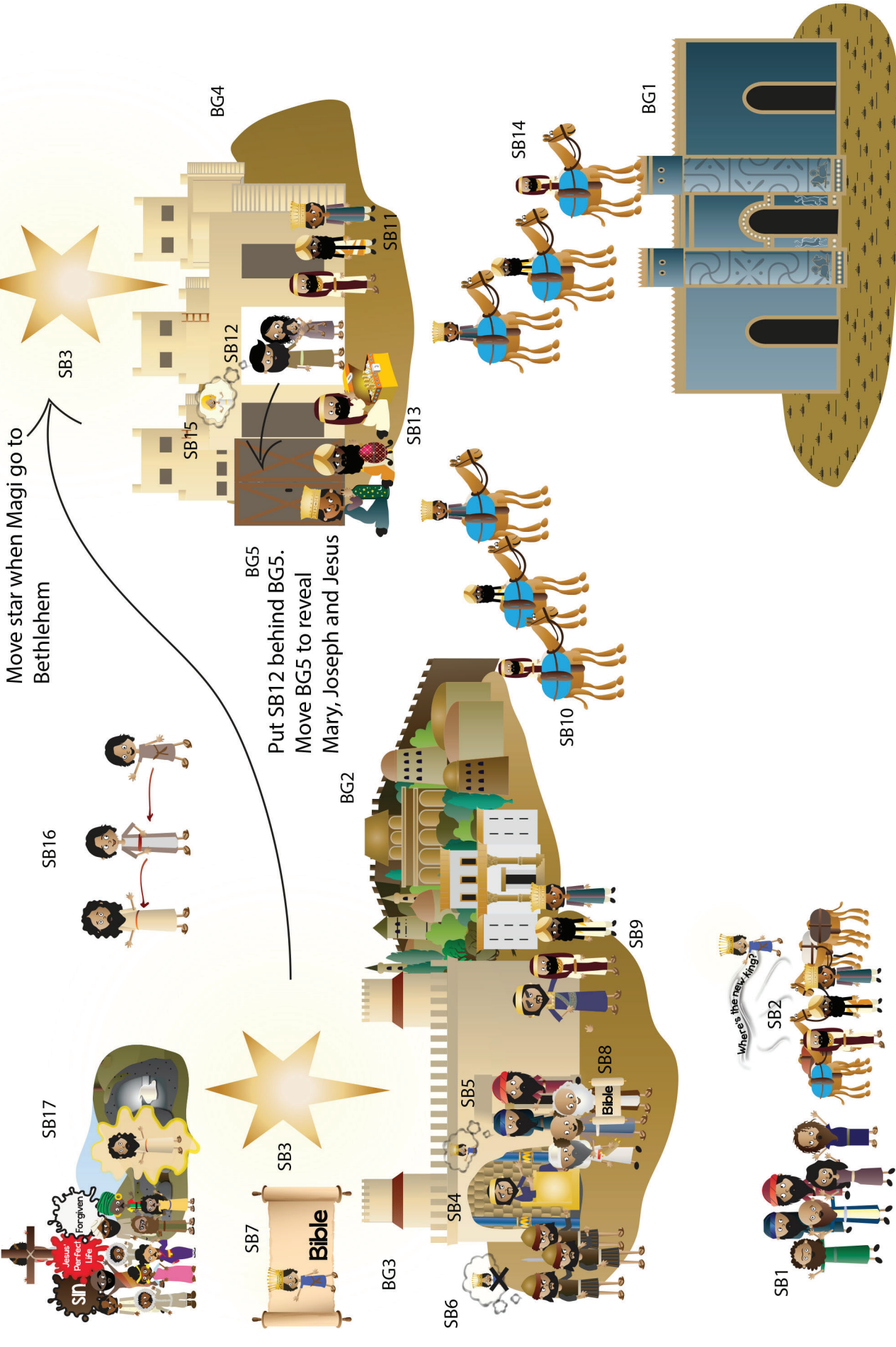
SB8 The Teachers Who Know God's Word



SB9 King Herod Ordering the Magi to Find the New King



Note: Use sticky tac putty rather than velcro on back of pictures placed on top of other pictures.



Move star when Magi go to Bethlehem

Put SB12 behind BG5. Move BG5 to reveal Mary, Joseph and Jesus

Who's the new king?


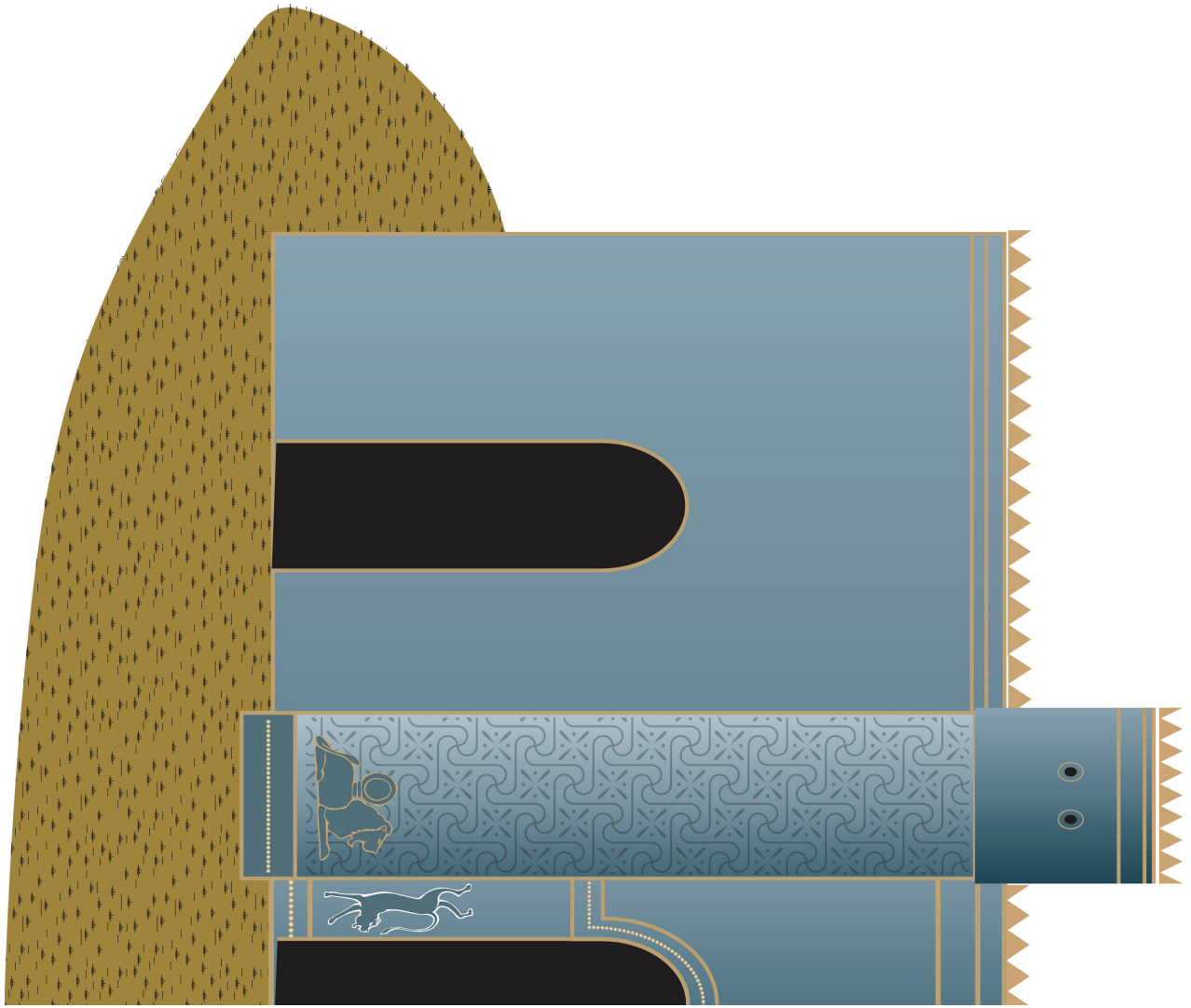
NOTE:

Some of the larger images are assembled from two or more pages. You can make these easier to fold by leaving a small gap in the lamination between the pieces. This allows you to fold the image along the gap.



leave slight gap here  
to create a “hinge” for  
easy folding

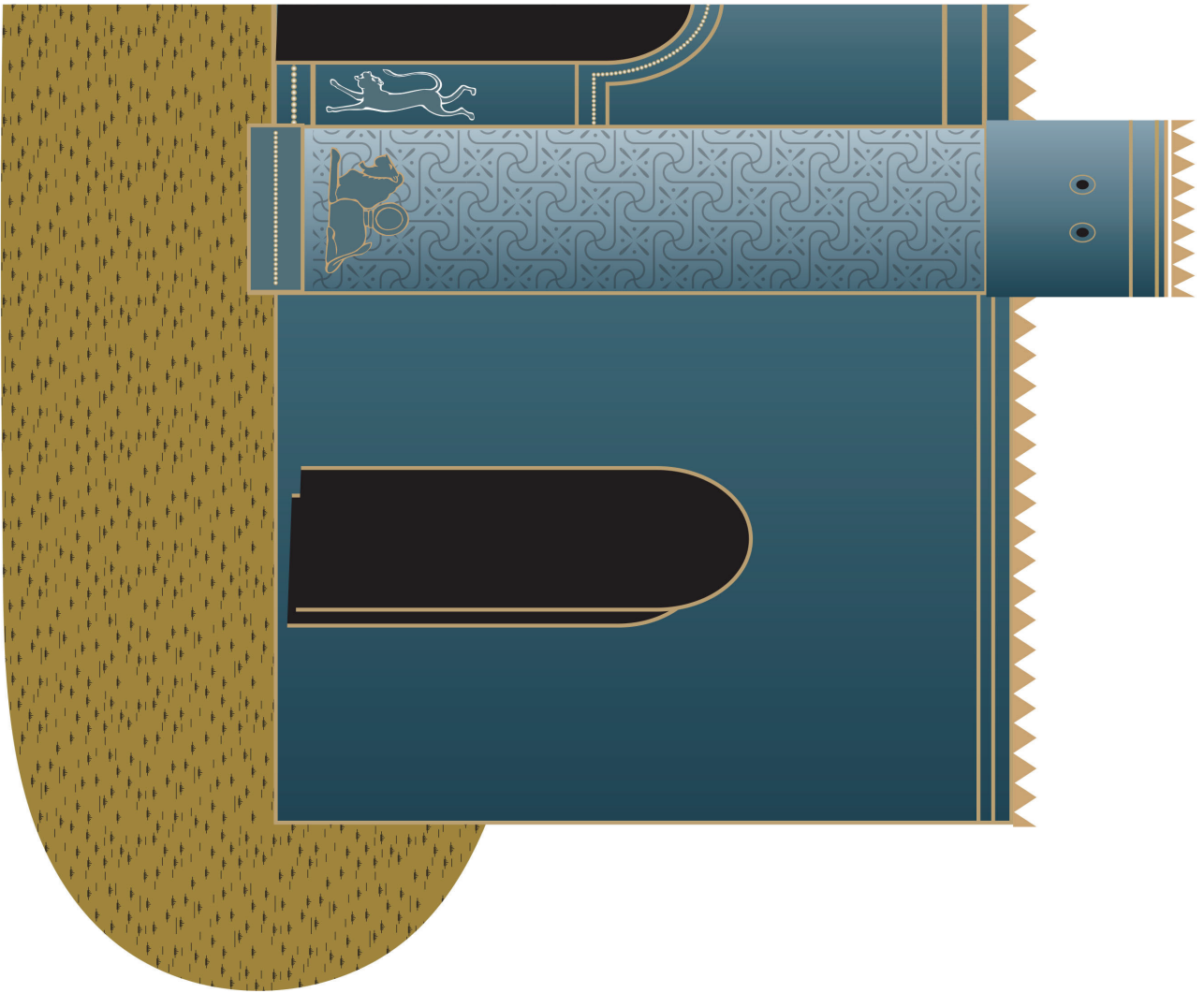




BG1 Country to the East  
pt 1 of 2  
DDD 2.2 Story  
glue together, then laminate  
Place on board BEFORE telling story

BG5 Door to Mary  
and Joseph's House  
DDD 2.2 Story  
Place on board BEFORE  
telling story


SB8 The Teachers Who  
Know God's Word  
DDD 2.2 Story



BG1 Country to the East  
pt 2 of 2  
DDD 2.2 Story  
glue together, then laminate  
Place on board BEFORE telling story

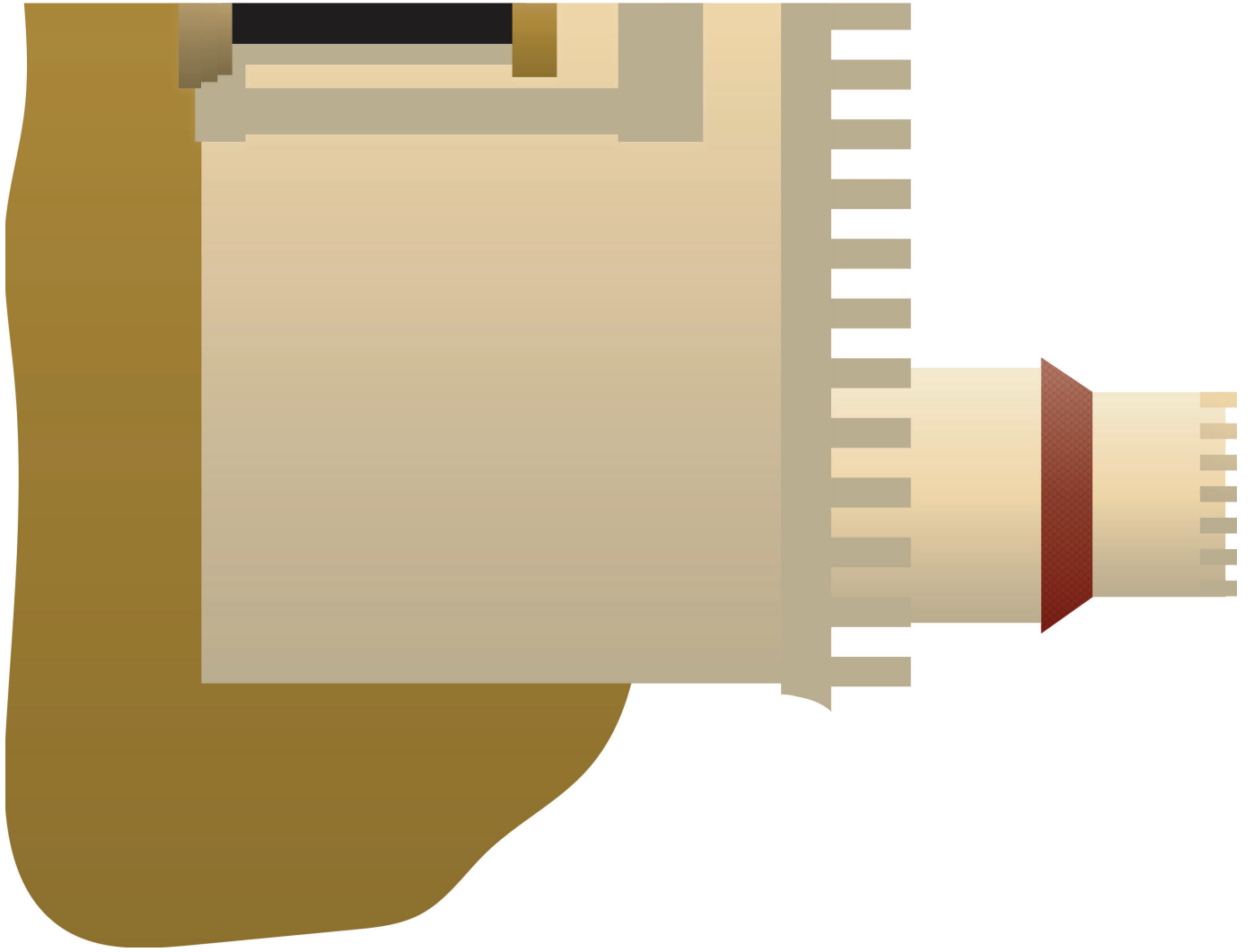
SB12 Mary, Joseph  
and Jesus DDD 2.2

SB15 God Warns  
Joseph in a Dream  
DDD 2.2



BG3 Herod's Palace pt 1 of 2  
DDD 2.2 Story  
glue together, then laminate  
Place on board BEFORE telling story



SB11 Magi at  
Mary and Joseph's  
House  
DDD 2.2 Story



BG3 Herod's Palace pt 2 of 2  
DDD 2.2 Story  
glue together, then laminate  
Place on board BEFORE telling story


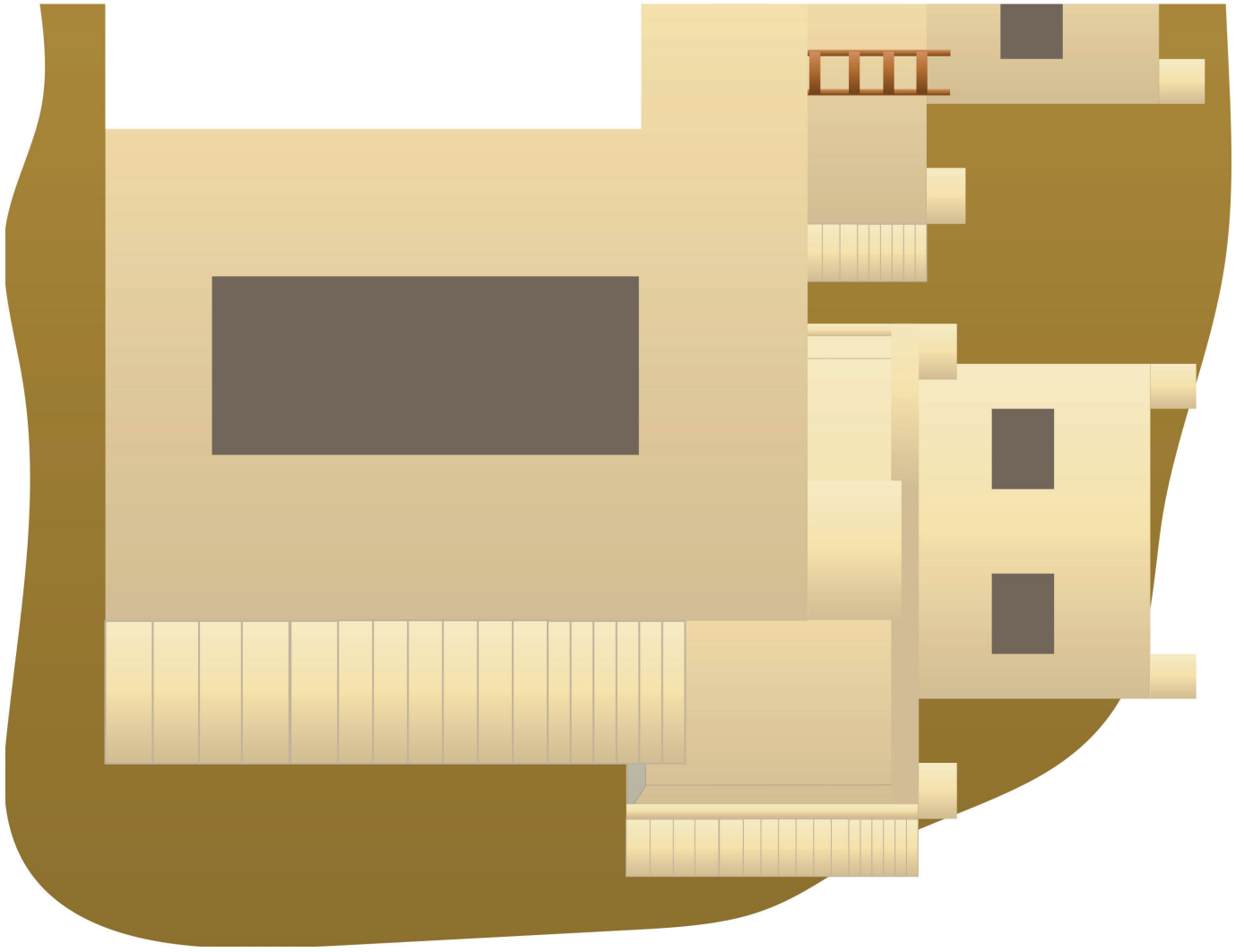
SB13 The Magi  
Give Their Gifts  
DDD 2.2 Story





SB6 Herod's Plan to  
Get Rid of the  
New King  
DDD 2.2 Story

BG4 Bethlehem pt 1 of 2  
DDD 2.2 Story  
glue together, then laminate  
Place on board BEFORE telling story




SB5 People Telling the King  
Who The Magi Were Looking  
For DDD 2.2 Story

BG4 Bethlehem pt 2 of 2  
DDD 2.2 Story  
glue together, then laminate  
Place on board BEFORE telling story




BG2 Jerusalem pt 1 of 2  
DDD 2.2 Story  
glue together, then laminate  
Place on board BEFORE telling story



BG2 Jerusalem pt 1 of 2  
DDD 2.2 Story  
glue together, then laminate  
Place on board BEFORE telling story






SB7 Look in the Bible  
to Find Where the  
Savior-King Will Be Born  
DDD 2.2 Story



SB17 Jesus Dies on  
The Cross to Save  
God's People  
DDD 2.2

Where's the new king?



SB2 The Magi Asking  
about the New King  
DDD 2.2 Story




SB16 Jesus Grows Up  
DDD 2.2 Story



SB3 The Special Star  
DDD 2.2 Story

SB1 People Excited about Magi  
DDD 2.2 Story

SB14 The Magi  
Warned to Not  
Go Back to Herod  
DDD 2.2 Story



SB10 Magi Going  
to Bethlehem  
DDD 2.2 Story

SB4 King Herod  
in His Palace  
DDD 2.2 Story

SB9 King Herod Ordering  
the Magi to Find the New  
King  
DDD 2.2 Story



# **DEEP DOWN DETECTIVES**



**Visual Aids**

**Unit 2,**

**Bible Truth 3**

## About Deep Down Detectives Visual Aids and Small Format Storyboard Pictures

### How Are They Used?



The Deep Down Detectives Visual Aids and Small Format Storyboard Pictures are companion resources to be used alongside the Deep Down Detectives Core Curriculum for each unit. These colorful pictures are used in presenting the key concepts, telling the Bible stories, and, in playing the Bible Story Review games. The storyboard pictures in this book are for flannelgraph boards 24" x 36" or larger. (Choose Visual Aids with Large Format Storyboard Pictures for very large boards.)

### What Do They Include?



**There are six, different resources included in this book:**

**1. Key Concept Visual Aids**-- colorful signs of the Big Question and Answer, the Bible Truths taught in each unit, the Bible verses, and the Listening Assignments used with the curriculum for each Bible Truth taught in the unit.

**2. The Storyboard Picture Key**-- a who's who of the pictures in thumbnail size.

**3. Storyboard Suggested Picture Placement** page--how you can place your pictures up on your storyboard that works well with the story.


**4. The Storyboard Pictures, themselves.** Notice that each picture is identified on the back for easy reference.

**5. Directions** for how to make a homemade flannelgraph storyboard and sturdy storyboard pictures.

**6. Directions** for making the Deep Down Detectives "Bible" Folder and the **back/front images** to paste in place when making it. (Larger back/front images are found online with the curriculum.)



### Ready, Set, Rip It Out!



This book is meant to be ripped up and made into your visual aid. The key concept signs can be cut out and laminated or slipped into sheet protectors. Cut out around the storyboard images and ideally, laminate these. Some of the biggest pictures actually need to be stuck together, before laminating.

### Store It!



Deep Down Detectives is a curriculum that can be used over and over. Store your visual aids and storyboard pictures after using them and they will serve you for many years. We store ours in manilla envelopes and then put them (along with all the rest of the curriculum) in magazine files, labeled by unit. If you have multiple classes using the curriculum, store each set of resources in separate manilla envelopes. This will make prep much simpler, second time around.

### Replacement Storyboard Pictures



You can always purchase this book again or simply go online to the [praisefactory.org](http://praisefactory.org) website (Deep Down Detectives section) and print out any pictures that go missing.

**The Case of the Fishermen Who Followed**

Matthew 4:18-22; 27-28; Mark 1:16-20; Luke 5:1-11; John 20:30-31;21:24-25



**Story-telling Tips**

Ahead of time:

1. Read the Bible verses and story. Pray!
2. Choose story action cues and/or prepare storyboard figures, if using. (Included in Visual Aids books)
3. Practice telling story with the storyboard pictures, timing your presentation. Shorten, if necessary.

During your presentation:

1. Maintain as much eye contact as possible as you tell the story.
2. Put up storyboard figures/add story action cues as you tell the story. Allow the children to help you put them on the board, if desired.
3. Include the children in your story with a few questions about what they think will happen or words/concepts that might be new to them.
4. Watch the kids for signs that their attention span has been reached. Shorten, if necessary.

**INTRODUCTION/ LISTENING ASSIGNMENTS**

**“Our story is called: The Case of the The Case of the Fishermen Who Followed. Here is your listening assignment... ”**

*Read from Detective Dan’s Listening Assignment signs, but questions are summarized below:*

**Detective Dan’s Lesson #1 Listening Assignment:**

I need to find out:

- 1. Who were the fishermen?**
- 2. Who did they follow? What happened to them as they heard God’s Word?**

**Detective Dan’s Lesson #2 Listening Assignment:**

**Our Bible Verse is 1 Peter 1:23:** “For you have been born again, not of perishable seed, but of imperishable, through the living and enduring word of God.”

**When we turn from our sins and trust in Jesus, this is called being born again. That’s because this is how God gives us a new life as one of His people. God uses His Word, the Bible to do this wonderful thing inside our hearts.**

I need to find out:

- 1. What happened as the fishermen listened to Jesus teach from God’s Word, the Bible?**
- 2. What did God’s Holy Spirit help some of the fishermen write down? Which of the fishermen wrote down the words to our Bible verse?**

**Detective Dan’s Lesson #3 Listening Assignment:**

I found six clues, but only 4 of them are in the story.

They are: a rabbit; a market; a net full of fish; the moon; a bad guy; and, a book.

*Hold up each of them for the children to see as you identify them.*

I need to figure out:

- 1. Which four belong in the story and which two don’t?**
- 2. Who confessed that he was a sinful man? What did Jesus do?**

**Read the assignment questions, THEN SAY,**

“Ok, Deep Down Detectives! Put on your best listening ears and see if you can hear the answers to Detective Dan’s questions. When I finish telling the story, we will see if we can answer all the questions.”

*Read the Bible Truth story, answer questions, present the gospel and lead in prayer.*

*Listening Assignments answers; the gospel; and, an ACTS prayer are included with the story text at the end.*

**The Case of the Fishermen Who Followed** Matthew 4:18-22; 27-28; Mark 1:16-20; Luke 5:1-11; John 20:30-31;21:24-25

*Story with lines separating paragraphs (text in bold, optional interaction cues in italics) Numbers correspond to storyboard pictures and placement upon the storyboard. Always feel free to use less pictures, if it's best for your kids. Simply black out the numbers next to pictures you do not plan to use. All pictures are found in the Visual Aids book. Put BG (background) pictures on storyboard ahead of time. SB pictures (listed below in story text) are added to board as you tell the story. These numbers are also found on the back of each picture.*

*Tip: Stack pictures in numerical before telling story for easy use. Use sticky-back velcro to attach pictures to storyboard felt. Use sticky-tac putty to stick a picture on top of another picture.*

**If there was one thing that (SB1) Peter, Andrew, James and John knew, it was fish. Some of these fish you may have heard of before-- like sardines and tilapia. There were others you probably haven't heard of--like musht and biny fish.**

**But Peter, Andrew, James and John knew them all and caught them all. They were fishermen. Fish were their living. So, most every night, when the sun went down behind the hills (move BG 3 behind hills) and the (SB2) moon rose up in the sky, (SB3) Peter, Andrew, James and John gathered their nets, hopped in their boat, and sailed out to the middle of the big Sea of Galilee.**

**"Whoosh", they threw out their nets onto the wavy waters. "Bloop, bloop, bloop," down the nets sank into the depths below. Then "Grrrrrunt," they pulled the heavy nets back into their boat, filled with (SB4) flippy-floppy fish. Catch fish on the lake at night. (SB5) Sell fish in the market by day. Sleep a little bit, then do it all over again. This was the life of fishermen, Peter, Andrew, James and John.**

*Can you pretend to throw out a big net and pull it back in?*

**Well, that's the way life was supposed to go. But (SB6) one night, things went very, very differently. Out went the nets—"Whoosh." And down went the nets --"Bloop, bloop, bloop." (Yes, that was all the same as usual.) But this time, there was no "Grrrrrunt" when the nets came up out of the water. They were easy to pull back in. Too easy. Uh oh...**

*Why do you think, the nets were so easy to pull in?*

**The nets were easy to pull in because there were NO fish in the nets at all! There were no fish that first time they threw out the nets...or the second or the third or the fourth. Not a single musht or biny or sardine or tilapia fish the whole night long. Not even one! So, as the moon set and the sun came back up the next morning, it was a very sad Peter, Andrew, James and John who rowed their empty boat back to shore and pulled it up on the beach. (SB7) No fish caught meant no fish to sell at the market... and no money in their pockets. (SB8) They would just clean their nets and go to bed. Ugh! This was the worst night ever!**

**But then, someone came down to the beach that sad morning who was about to turn the worst NIGHT ever into the best DAY ever for those fishermen. Can you guess who it was?**

*Who do you guess?*

**It was Jesus! (SB9) He had come down to the beach with a big crowd of people—right there where Peter, Andrew, James and John were cleaning their nets.**

**Now when you and I go to the beach, it might be to swim in the water or play in the sand, but not Jesus and this crowd.**

*Why do you think they had come to the beach?*

**Jesus had come to teach to them from God's Word.**

**But why had Jesus chosen THAT spot? The Sea of Galilee was a huge lake. Jesus could have picked many places to take that big crowd. But on purpose, He led them right there near those sad, tired fishermen. Jesus had a plan!**

*Can you guess why? Let's find out!*

*Story with lines separating paragraphs (text in bold, optional interaction cues in italics)*

**Jesus (SB10) borrowed Peter's boat and pushed it out to shore a little ways. Then He began teaching from God's Word.**

**Peter, Andrew, James and John listened to Jesus preach as they cleaned their nets. And as those fishermen listened, (SB11) God's Holy Spirit started to work in their hearts. He was using God's Word to help them begin to believe in Jesus as more than just a teacher.**

**Jesus knew what was going on inside of those fishermen. This had been His plan. He had planned for them to hear Him teach from God's Word that day. He had planned for the Holy Spirit to work in their hearts. Because, He had planned for those four fishermen to be His disciples! They would be His special friends who would live with Him and go with Him everywhere He went. He would teach them God's Word and He prepare them to tell the whole world the good news of salvation... and it was all starting right then!**

**When Jesus finished teaching, He rowed to shore and gave the boat back to the fishermen. "Get into your boat and row back out onto the lake," Jesus told them. "Throw out your nets again."**

**The fishermen was tired. They had just finished cleaning those big nets. They didn't want to get them dirty again. It wouldn't do any good to go back out anyway. Everyone knew fish come out at night, not during the day!**

**But Peter went ahead and obeyed Jesus, in a grumpy sort of way. "Jesus, we have been out all night and caught nothing, but because you say so, we will go back out." What did a teacher know about fishing anyway, he must have thought.**

*Was Peter right about Jesus? Did He really know so little about fishing?*

**Well, it was a good thing those fishermen DID obey Jesus, as they quickly found out! (SB12)"Whoosh" they threw out the net, "Bloop, bloop, bloop" down went the nets, then "GRRRRRRRUNT" they pulled them back in, with the biggest grunt ever. The nets were so full of fish that they couldn't hold them all. The nets were so full of fish that they even began to RIPPPPPP!**

**Once more (SB13) the Holy Spirit worked those fishermen's hearts. He helped them put all the pieces together. Jesus had CAUSED this amazing catch of fish. And He had done it in a way that only God could do. Jesus wasn't just a teacher of God's Word. He was MORE! Could Jesus be the Messiah, the Special One sent by God to save His people, they began to wonder. Wow!**

**Peter wasn't just amazed. He was ashamed, too. He had grumbled and doubted Jesus. (SB14) He fell down on his knees before Jesus and said, "Go away from me. I'm a sinful man." What would someone like Jesus want with him, Peter thought.**

*Do you think Jesus left Peter and went away?*

**But Jesus did NOT go away. He knew Peter was a sinner. He had come to be Peter's Savior. Jesus STAYED and said to Peter and the others, "(SB15) Leave your fishing nets and come follow Me. No more catching biny or musht fish for you! I'm making you fishers of men. I will use you to bring God's Word to people so they can learn about Me—the Savior—and be saved from their sins."**

**And that's exactly what Peter, Andrew, James and John did. They (SB16) put down their nets, and left their boat...and even all those flippy-floppy fish. And they followed Jesus, right then and there.**

*Story with lines separating paragraphs (text in bold, optional interaction cues in italics)*

---

For one, two, three years, Peter, Andrew, James and John followed Jesus as His disciples. They (SB17) listened to Him preach God's Word. They (SB18) watched Him do many amazing things by God's power. Then, at the end of those three years, they watched Jesus do the most amazing thing of all: (SB19) they watched Him choose to suffer and die on the cross for the sins of God's people.

As Peter, Andrew, James and John listened and they watched, (SB20) God worked in their hearts more and more. Yes, Jesus WAS the Messiah, the Special One sent by God to save His people from their sins. And that's exactly what He had done! What Jesus did next made that all clear.

---

Jesus was buried in a cave grave that day, but He didn't stay there. On the third day, Jesus rose up from the dead in victory!

He appeared first to the women who came to the cave grave to care for His body that Sunday morning; then, later that day to His disciples. How happy Peter, Andrew, James, John and the others were! Yes! Jesus really was God's Son, the Savior! How happy Peter, Andrew, James, John and the other disciples were!

---

For forty, wonderful days, Jesus spend time with His disciples. He taught them from God's Word and He gave them work to do. (SB21) "Go into the whole world and teach everyone about Me! Tell them to turn away from their sins and trust in Me as their Savior!" Jesus told them.

The disciples were happy to obey. They (SB22) went out and preached about Jesus from God's Word. And as they preached God's Word, the Holy Spirit used it to work in the hearts of those who listened. Many believed! How happy were Peter, Andrew, James and John to see God use His powerful Word to save so many people!

---

God used these men to preach His Word, but He used them to do something else, too.

*Can you guess how else He used them?*

God used them (SB23) to write down His Word, too. Fisherman Peter wrote down the words to our Bible verse: "You have been born again, not of perishable seed but of imperishable, through the living and abiding word of God." He knew what it meant for God to use His Word to work in his heart and save him from his sins.

Fisherman John wrote down a whole book full of all he had heard Jesus preach and had seen Jesus do. When John finished writing his story of Jesus, he wrote these words: "These things are written that you might believe that Jesus is the Messiah, and be saved, too."

---

And every word that Peter and John wrote down came out perfectly. Why? Because (SB24) God's Holy Spirit was at work in them in a special way. He was making John and Peter's words, God's Words, too. He made sure everything written down just right.

And now, YOU can read the words that Fisherman Peter and John wrote down in YOUR Bible! They are written down in the books we call the Gospel of John and First and Second Peter. God has used the words they wrote down to help many, many people believe in Jesus and be saved. He can even use them to save you! Ask Him to help you!

**Cracking the Case:** (story wrap-up for Listening Assignments)

It's time to see how we did with our Listening Assignment.

**Detective Dan's Lesson 1 Listening Assignment:**

**1. Who were the fishermen?** Peter, Andrew, James and John.

**2. What happened to them as they heard God's Word? Who did they follow?**

God's Holy Spirit worked in their hearts and they began to believe in Jesus. They became Jesus' disciples--His special friends who followed Him as He taught God's Word and did amazing things.

**For You and Me:**

God can work in our hearts, too, when we hear God's Word. We can ask our teachers and our parents to help us understand what we hear. We can ask God to work in our hearts and help us to believe in Jesus as our Savior.

**Detective Dan's Lesson 2 Listening Assignment:**

**Our Bible Verse is 1 Peter 1:23:**

"You have been born again, not of perishable seed but of imperishable, through the living and abiding word of God."

**When we turn from our sins and trust in Jesus, this is called being born again. That's because this is how God gives us a new life as one of His people. God uses His Word, the Bible to do this wonderful thing inside our hearts.**

**1. What happened as the fishermen listened to Jesus teach from God's Word, the Bible?** God's Holy Spirit worked in their hearts and they began to believe in Jesus. They became Jesus' disciples--His special friends who followed Him as He taught God's Word and did amazing things.

**2. What did God's Holy Spirit help some of the fishermen write down? Which of the fishermen wrote down the words to our Bible verse?**

He helped them write down parts of His Word, the Bible. Peter did.

**For You and Me:**

God can work in our hearts, too, when we hear God's Word. We can ask our teachers and our parents to help us understand what we hear. We can ask God to work in our hearts and help us to believe in Jesus as our Savior.

**Detective Dan's Lesson 3 Listening Assignment:**

Our six clues were: a rabbit; a market; a net full of fish; the moon; a bad guy; and, a book.

**1. Which four belong in the story and which two don't?** The market; the net full of fish; the moon and the book were in our story. The rabbit and the bad guy were not.

**2. Who confessed to Jesus that he was a sinful man?**

**What did Jesus do?** Peter confessed that he was a sinful man. Jesus would be Peter's Savior. He asked Peter (and the other fishermen) to come follow Him as His disciples.

**For You and Me:**

Like Peter, we are sinners who need to confess our sins and be forgiven. We can trust in Jesus as our Savior. We can be one of God's dearly loved people. God loves to help us do this! Ask Him!

**The Gospel** (story wrap-up if NOT using Listening Assignments)**Our Bible Truth is:**

**What's So Special about the Bible?**

**It Alone Is God's Word...God uses it to save His people!**

God loves to use His Word to save people. He can use it to save us and make us His people. Take time to listen to God's Word. You can even listen to the stories of Jesus that God used Fisherman John and Fisherman Peter to write down. Ask God to work in your heart as you listen. Ask Him to help you turn away from your sins and trust in Jesus as your Savior! He loves to help us!

*Close in prayer.*

**Closing ACTS Prayer**

- A** We praise You, God, that You are our Savior.
- C** God, You are so kind to offer to save us, but sometimes we still want to keep on doing things our own way. Please forgive us. Help us to turn to You as our Savior.
- T** Thank You for giving us Your Word, the Bible. Thank You for what You tell us about You and about ourselves in it. Thank You for how You use it to save people like us from our sins so we can be Your people.
- S** Work deep inside our hearts as we listen to Your Word, the Bible! Use it to help us turn away from disobeying You and trust in Jesus as our Savior. Help us to love You and live for You.


In Jesus' name we pray. Amen.



BIG QUESTION 2



# What's so special about the Bible?



**ANSWER:**

# It alone is God's Word!

VISUAL  
AID

#1



of BQB

# The Big Question

*Hold up the Big Question sign for all the children to see,  
and say:*

The Big Question we are investigating today is  
Big Question Number 2:

**What's So Special about the Bible?**

and the Answer is:

**It Alone Is God's Word!**

## **Meaning:**

There are millions of books in the world, but none is like the Bible. It alone is God's perfect Word! God made sure it was written down just right. It tells us everything we need to know God and to live for Him. It is powerful to do everything God wants it to do. Everything else in this world may come and go, but God's Word will last forever. It will always prove true.

Let's sing our Big Question Song: "

## **Big Q & A 2 Song**

*DDD ESV Songs 2, track 12*

*(adapted version of "Three, Blind Mice")*

What's so special about the Bible?

It alone is God's Word!

It alone is God's Word!

It's always true,

It can make you wise,

It can work pow'r'f'ly in your life.


It alone is God's Word!

It alone is God's Word!


# BIG QUESTION 2: Four ways God's Word Is Special

## Holy Spirit

1.




3.



2.



4.



Visual Aid

#2

take out



of BOB

## This Unit's Bible Truths

"Knowing that the Bible alone is God's Word is a good beginning, but there's so more to learn. So it's time for us to dig down even deeper for more answers to our Big Question about God. We're going to be learning **FOUR** Bible truths that all tell us more about what makes the Bible so special.

Let's look at our Bible Truth Clue and figure out which of these four truths we will be learning about today. Who would like to get it out of the Big Question Briefcase for me?"

*Choose a child to get it out and hand it to you. Then hold it up and show them the pictures of the four truths they will be learning.*

*After everyone has had a good look, say...*

"Ok, we've learned two ways the Bible is so special. They are: God made sure it was written down just right; and, It tells us about God and His plans. (Point to pictures as you identify each Bible Truth.) Now let's look at our Bible Truth Clue and see if we can figure out which of these four truths we will be learning about today. Who would like to get it out of the Big Question Briefcase for me?"

*Choose a child to open the briefcase, take out the Bible Truth Clue and hand it to you.*

CAN YOU GUESS BIBLE TRUTH 3?

What's So Special about the Bible?

It Alone Is God's Word...


God uses it to ??? us!

HINT: What God does for us  
through Jesus.  
It rhymes with "brave."

ANSWER:  
God uses it to SAVE us!

Visual Aid take out

#3



# Revealing the Bible Truth

## We Are Learning

*Hold up the front side for the children to see. Cover up the answer, written along the bottom, and say:*

**“What’s So Special about the Bible?  
It Alone Is God’s Word...  
God uses it to ???? His people!**

We are missing one word. Here’s the hint to what the missing word is. It says: “What is the Bible word for God forgiving our sins and making us His people? It rhymes with “brave?”

Can you guess? It’s save”!

So the Bible Truth we are learning today is:

*(Uncover answer from bottom of sign, show it to them and say:)*

**“What’s So Special about the Bible?  
It Alone Is God’s Word...  
God uses it to SAVE His people!**

And here what this Bible Truth means:

*(read the meaning off of the back of the sign, say:)*

We read books to know things. We read the Bible to know things, too. The Bible tells us about God and His plans to save sinful people like you and me. It tells us that God is good, but that we have all disobeyed Him. It tells us of how Jesus came to save us from our sins. These are very, very good things for us to learn from the Bible.

But the Bible does more than just help us LEARN about God and His plans. God has made it powerful to DO wonderful things inside of us. God uses His Word to save us from our sins and make us His people. God does this through His Holy Spirit, working in our hearts, as we think about His Word. The Holy Spirit helps us to want us to turn to God and ask for His forgiveness. He helps us put our trust in Jesus as our Savior. God loves to work through His Word and save people. He can work through His Word and save us, too. Ask Him!



# Holy Spirit

**"You have been born again,  
not of perishable seed  
but of imperishable,  
through the living and abiding  
word of God." of God."**

**1 Peter 1:23**

## Bible Truth 3 Bible Verse

*Remove the Bible Verse Picture from the "Bible" folder and hold it up for all the children to see, then say:*

**1 Peter 1:23** tells us:

"You have been born again, not of perishable seed but of imperishable, through the living and abiding word of God."

**Learn a Little:** "You have been born again... through the word of God."

### **What does that mean?**

When we become one of God's people, God calls that being born AGAIN. No, our mothers don't give birth to us again. No, we don't become little babies like we were. But, it IS a new beginning of life. Only this time, it is life with God.

How do we have this new beginning of life with God? God's Holy Spirit works in our hearts, as we think about God's Word. He helps us want to turn away from disobeying God and trust in Jesus as our Savior. We tell God about our sins and He forgives them all. He gives us a new heart that knows Him and loves Him and wants to live for Him.

This new life with God makes us a new person on the inside, in our heart. That's why God says we are born again when we become His people. And the amazing thing about this new life with God is that it never ends. We will NEVER perish! When we die, we will go to live with God forever! God loves to help us have this new life. Ask Him to help you!

*"We've said our Bible verse, now let's sing it!"*

## **For You Have Been Born Again: 1 Peter 1:23**

*DDD ESV Songs 2, track 26*

You have been born again, not of perishable seed,  
But through the living and abiding word of God.  
You have been born again, not of perishable seed,  
But through the living and abiding word of God.  
First Peter One, verse twenty-three.

*"Now it's time to do a bit more deep down investigating. Let's read what Detective Dan wants us to help him figure out. Would someone like to get it out for me?"*




take out



Place in




Visual Aid



# Detective Dan's Listening Assignment #1

# Detective Dan's Listening Assignment #1



Hi, Deep Down Detectives!

I'm working on a brand-new case called:

**"The Case of the Fishermen Who Followed."**

I need to find out:

1. Who were the fishermen?

AND

2. Who did they follow? What happened to them as they heard God's Word?

Can you help me? Listen carefully to the story and you might just hear the answers!

Thanks!

Detective Dan

***Then say,*** "Ok, Deep Down Detectives! Put on your best listening ears and see if you can hear the answers to Detective Dan's questions. When I finish telling the story, we will see if we can answer all of his questions!"

*Read the Bible Truth story, putting up the storyboard pictures as you tell it.*

*At the end of the story, repeat the questions and lead the children in answering them. Present the gospel and close in prayer.*

\*Answers to assignment questions, the gospel and ACTS prayer are also included at the end of the story text.\*

Answers:

1. **Who were the fishermen?** Peter, Andrew, James and John.

2. **What happened to them as they heard God's Word?** Who did they follow?

God's Holy Spirit worked in their hearts and they began to believe in Jesus. They became Jesus' disciples—His special friends who followed Him as He taught God's Word and did amazing things.

**For You and Me:**

God can work in our hearts, too, when we hear God's Word. We can ask our teachers and our parents to help us understand what we hear. We can ask God to work in our hearts and help us to believe in Jesus as our Savior.

take out




of BQB

Place in



Visual Aid



# Detective Dan's Listening Assignment #2

# Detective Dan's

## Listening Assignment #2



Hi, Deep Down Detectives!

I'm still working on the case called:

**"The Case of the Fishermen Who Followed."**

Our Bible Verse is **1 Peter 1:23:**

**"You have been born again, not of perishable seed but of imperishable, through the living and abiding word of God."**

When we turn from our sins and trust in Jesus, this is called being born again. That's because this is how God gives us a new life as one of His people. God uses His Word, the Bible to do this wonderful thing inside our hearts.

**1. What happened as the fishermen listened to Jesus teach from God's Word, the Bible?**

**AND**

**2. What did God's Holy Spirit help some of the fishermen write down? Which of the fishermen wrote down the words to our Bible verse?**

Can you help me? Listen carefully to the story and you might just hear the answers!

Thanks for your help!

Detective Dan

**Then say,** "Ok, Deep Down Detectives! Put on your best listening ears and see if you can hear the answers to Detective Dan's questions. When I finish telling the story, we will see if we can answer all of his questions."

*Read the Bible Truth story, putting up the storyboard pictures as you tell it. At the end of the story, repeat the questions and lead the children in answering them. Present the gospel and close in prayer.*

\*Answers to assignment questions, the gospel and ACTS prayer are also included at the end of the story text.\*

Answers:

**Our Bible Verse is 1 Peter 1:23:**

**"You have been born again, not of perishable seed but of imperishable, through the living and abiding word of God."**

**When we turn from our sins and trust in Jesus, this is called being born again. That's because this is how God gives us a new life as one of His people. God uses His Word, the Bible to do this wonderful thing inside our hearts.**

**1. What happened as the fishermen listened to Jesus teach from God's Word, the Bible?** God's Holy Spirit worked in their hearts and they began to believe in Jesus. They became Jesus' disciples--His special friends who followed Him as He taught God's Word and did amazing things.

**2. What did God's Holy Spirit help some of the fishermen write down? Which of the fishermen wrote down the words to our Bible verse?** He helped them write down parts of His Word, the Bible. Peter did.

**For You and Me:**

God can work in our hearts, too, when we hear God's Word. We can ask our teachers and our parents to help us understand what we hear. We can ask God to work in our hearts and help us to believe in Jesus as our Savior.

take out



Place in



Visual Aid



# Detective Dan's Listening Assignment #3

# Detective Dan's

## Listening Assignment #3



Hi, Deep Down Detectives!

I'm still working on the case called:

"The Case of the Fishermen Who Followed."

I found **SIX** clues, but **TWO** of them are **NOT** in the story.

**They are: a rabbit; a market; a net full of fish; the moon; a bad guy; and, a book.**

*Hold up each of the six pictures for the children to see as you identify them. Better yet, put them up on your flannelgraph board, off to one side.*

I need to know:

**1. Which FOUR pictures belong in the story and which TWO do NOT?**

**2. Who confessed to Jesus that he was a sinful man? What did Jesus do?**

Can you help me? Listen carefully to the story and you might just hear the answers!

Thanks!

Detective Dan

***Then say,*** "Ok, Deep Down Detectives! Put on your best listening ears and see if you can hear the answers to Detective Dan's questions. When I finish telling the story, we will see if we can answer all of his questions!"

*Read the Bible Truth story, putting up the storyboard pictures as you tell it. At the end of the story, repeat the questions and lead the children in answering them. Present the gospel and close in prayer.*

\*Answers to assignment questions, the gospel and ACTS prayer are also included at the end of the story text.\*

Answers:

**1. Which four belong in the story and which two don't?**

The market; the net full of fish; the moon and the book were in our story. The rabbit and the bad guy were not.

**2. Who confessed to Jesus that he was a sinful man? What did Jesus do?**  
Peter confessed that he was a sinful man. Jesus would be Peter's Savior. He asked Peter (and the other fishermen) to come follow Him as His disciples.


**For You and Me:**

Like Peter, we are sinners who need to confess our sins and be forgiven. We can trust in Jesus as our Savior. We can be one of God's dearly loved people. God loves to help us do this! Ask Him!

# A Market



# A Rabbit



VISUAL  
AID  
#5C

Place in  
DDD  
Bible™

take out  
Big  
Question  
Briefcase  
of BQB

VISUAL  
AID  
#5C

Place in  
DDD  
Bible™

take out  
Big  
Question  
Briefcase  
of BQB

DDD 2.3 Lesson 3 Listening Assignment Clue Picture 2 for kids

DDD 2.3 Lesson 3 Listening Assignment Clue Picture 1 for kids

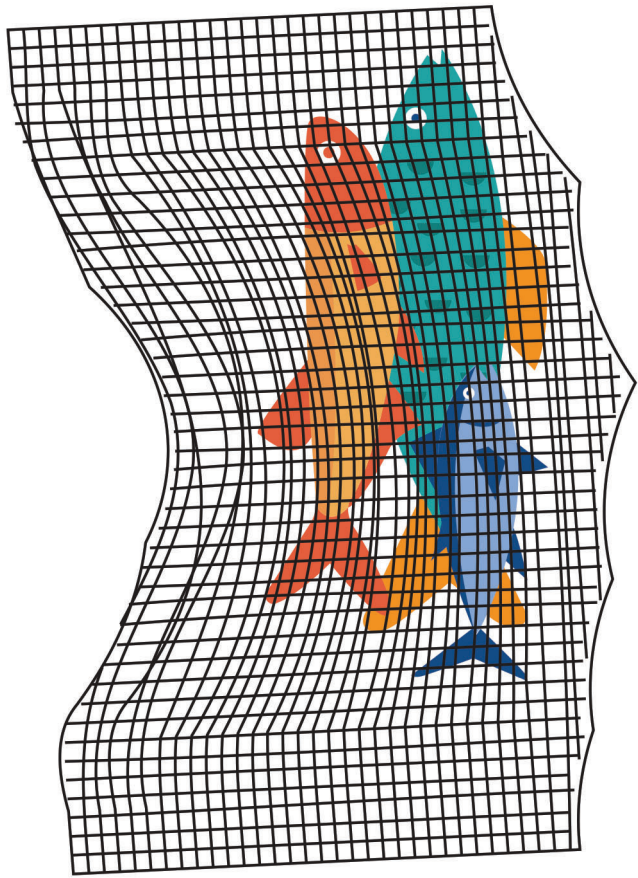


The Moon



DDD 2.3 Lesson 3 Listening Assignment Clue Pictures, 3 and 4

A Net Full of Fish



VISUAL  
AID  
#5C

Place in  
DDD  
Bible™

take out  
Big  
Question  
Briefcase  
of BQB

VISUAL  
AID  
#5C

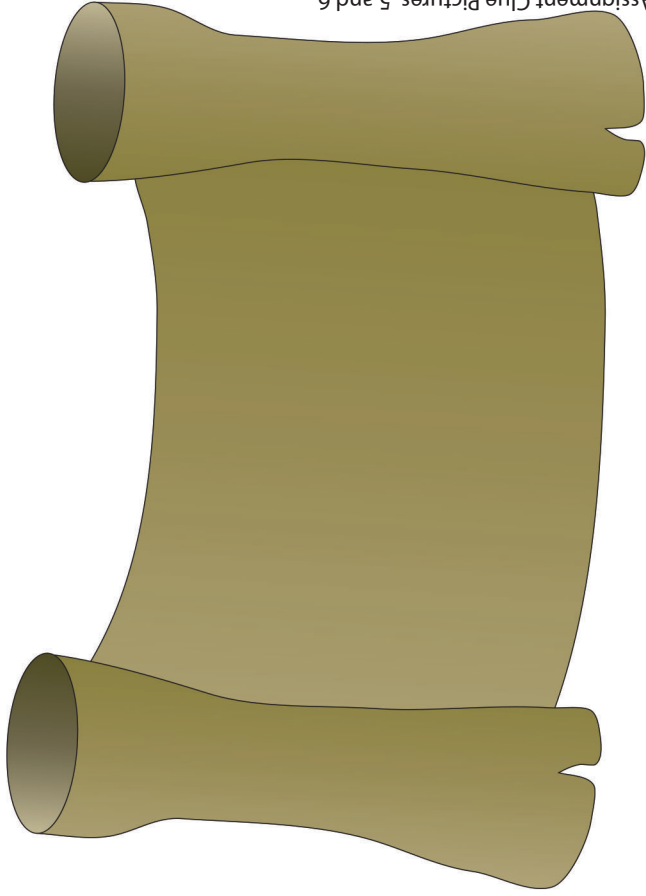
Place in  
DDD  
Bible™

take out  
Big  
Question  
Briefcase  
of BQB

DDD 2.3 Lesson 3 Listening Assignment Clue Picture 4 for kids

DDD 2.3 Lesson 3 Listening Assignment Clue Picture 3 for kids

# A Book



DDD 2.3 Lesson 3 Listening Assignment Clue Pictures, 5 and 6

# A Bad Guy



VISUAL  
AID  
#5C

Place in  
DDD  
Bible™

take out  
Big  
Question  
Briefcase  
of BQB

VISUAL  
AID  
#5C

Place in  
DDD  
Bible™

take out  
Big  
Question  
Briefcase  
of BQB

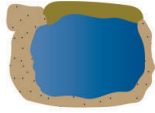
DDD 2.3 Lesson 3 Listening Assignment Clue Picture 6 for kids

DDD 2.13 Lesson 3 Listening Assignment Clue Picture 5 for

## Big Question 2, Bible Truth 3 Storyboard Background Pictures Key (BG)

Put these pictures in place on your storyboard BEFORE you tell your story.

**BG1 Sea of Galilee**



**Note on BG1 Sea of Galilee:**

Create the beach and water from felt. Overlay them on the base felt on your flannelgraph board. Velcro on the back of the pieces will hold the pieces securely in place. Finish off the background by adding the additional background pieces provided in this book on top of the felt.

**BG2 Hills**



**BG3 Sun**




**BG4 Mt. of Olives**




**BG5 Capernaum**




**BG6 Fishes 1**



**BG7 Fishes 2**



**BG8 Fishes 3**




## Big Question 2, Bible Truth 3 Storyboard Pictures Key (SB)

Store these pictures in numerical order in your HSK Bible Folder.

Add these to your story as you tell it. Numbers correspond to placement order.

**SB1 Fishermen Peter, Andrew, James and John**




**SB2 Moon**




**SB3 Going Fishing**



**SB4 A Typical Catch of Fish**



**SB5 Selling Fish at Market**




**SB6 Catching No Fish All Night**



**SB7 Boat on Shore**



**SB8 Cleaning Nets**



**SB9 Jesus and the Crowd**



**SB10 Jesus Preaching from the Boat**



**SB11 Holy Spirit Working in Hearts as They Hear God's Word Preached**




**SB12 The Miraculous Catch of Fish**



**SB13 The Holy Spirit Works in Their Hearts and Helps Them to Begin to Believe**



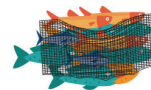
**SB14 Peter Confesses His Sin**



**SB15 Leave Your Nets and Follow Me**



**SB16 Nets and Fish Left Behind**



**SB17 Disciples Listen as Jesus Preaches**



**SB18 Disciples Watch as Jesus Does Amazing Things**



**SB19 Watch Jesus Dies on The Cross to Save God's People and Rise from the Dead**



**SB20 Holy Spirit Works in Hearts and Helps Them Believe in Jesus Even More**



**SB21 Jesus Tells Them to Tell the World the Gospel**



**SB22 Many Listen to the Disciples and Are Saved**



**SB23 Peter and John Write Down God's Word**



**SB24 The Holy Spirit Helps Them Write It Down Just Right**



Note: Use sticky tac putty rather than velcro on back of pictures placed on top of other pictures.






NOTE:

Some of the larger images are assembled from two or more pages. You can make these easier to fold by leaving a small gap in the lamination between the pieces. This allows you to fold the image along the gap.



leave slight gap here  
to create a “hinge” for  
easy folding






BG5 Capernaum  
DDD 2.3 Story  
Place on board BEFORE telling story

BG7 Fishes 3  
DDD 2.3 Story  
Place on board BEFORE telling story

BG7 Fishes 2  
DDD 2.3 Story  
Place on board BEFORE telling story

BG6 Fishes 1  
DDD 2.3 Story  
Place on board BEFORE telling story





SB22 Many Listen to the Disciples  
and Are Saved  
DDD 2.3 Story

SB23 Peter and John Write  
Down God's Word  
DDD 2.3 Story



SB18 Disciples Watch  
as Jesus Does Amazing  
Things  
DDD 2.3 Story

SB15 Leave Your Nets  
and Follow Me  
DDD 2.3 Story



SB13 The Holy Spirit Works  
in Their Hearts and  
Helps Them to Begin  
to Believe

DDD 2.3 Story

SB14 Peter Confesses  
His Sin  
DDD 2.3 Story

SB11 Holy Spirit Working in  
Hearts as They Hear God's  
Word Preached  
DDD 2.3 Story

SB20 Holy Spirit Works in  
Hearts and Helps Them  
Believe in Jesus Even More  
DDD 2.3 Story

SB7 Boat on Shore  
DDD 2.3 Story



SB24 The Holy Spirit Helps  
Them Write It Down  
DDD 2.3 Story

SB10 Jesus Preaching  
from the Boat DDD 2.3 Story





SB9 Jesus and the Crowd  
DDD 2.3 Story



SB5 Selling Fish  
at Market  
DDD 2.3 Story

SB8 Cleaning Nets  
DDD 2.3 Story

SB6 Catching No Fish  
All Night  
DDD 2.3 Story

SB16 Nets and Fish  
Left Behind  
DDD 2.3 Story



BG2 Hills

Piece 1 of 2

DDD 2.3 Story



Place on board BEFORE telling story

BG2 Hills

Piece 2 of 2

DDD 2.3 Story

Place on board BEFORE telling story

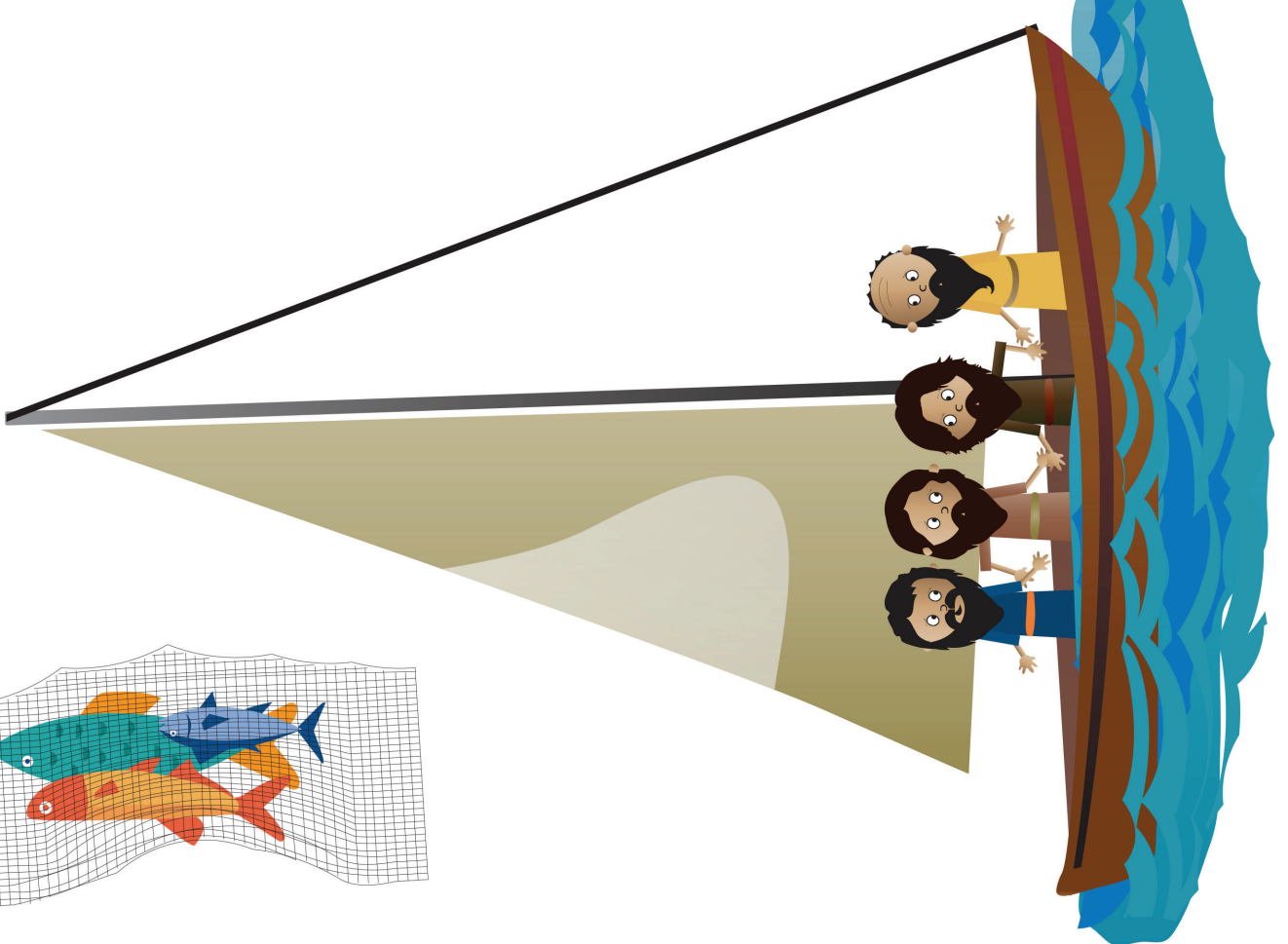


SB1 Fishermen Peter, Andrew,  
James and John  
DDD 2.3 Story

BG4 Mount of Olives  
DDD 2.3 Story  
Place on board BEFORE  
telling story

BG3 Sun  
DDD 2.3 Story  
Place on board BEFORE telling story

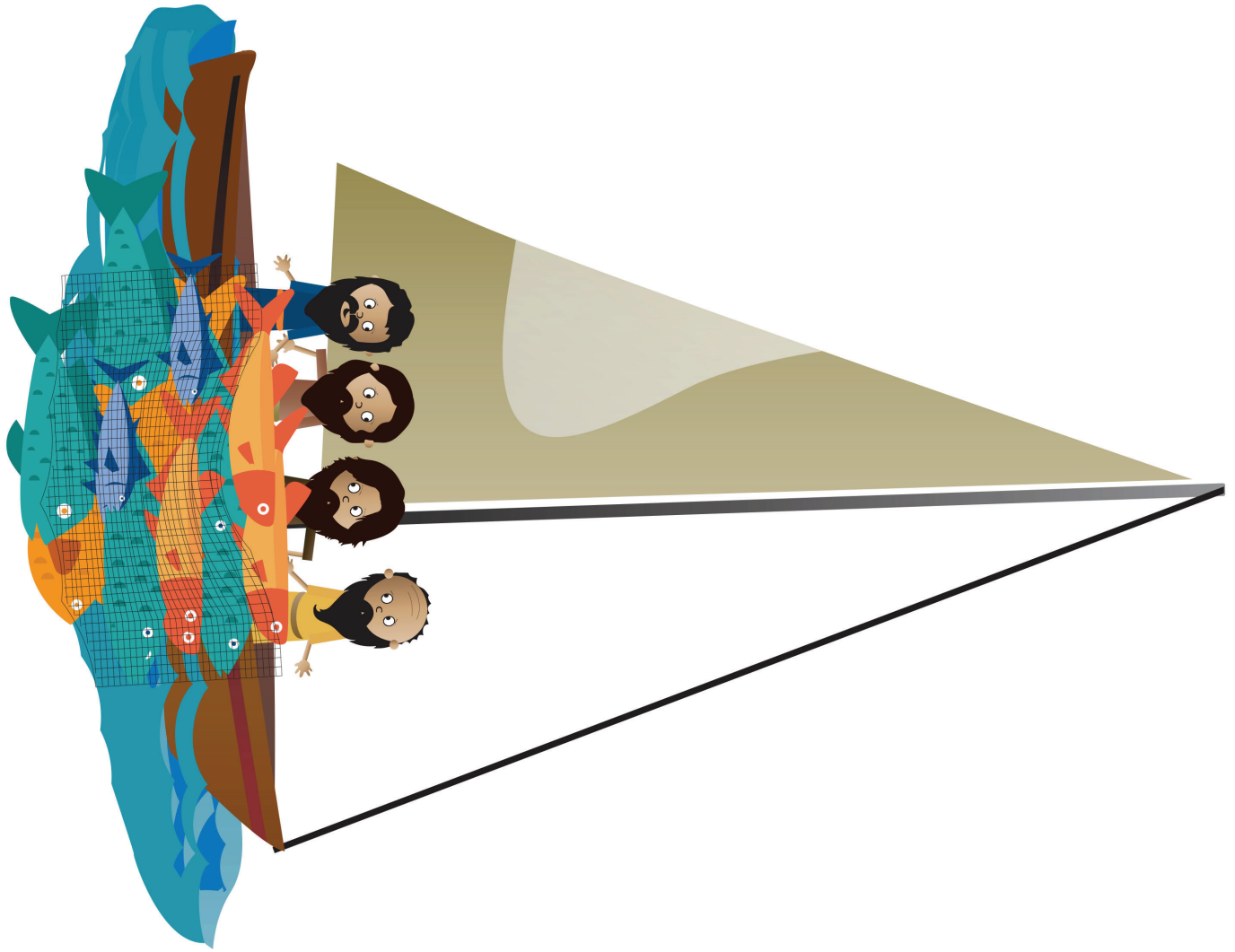




SB2 Moon  
DDD 2.3 Story


SB3 Going Fishing  
DDD 2.3 Story

SB4 A Typical Catch of Fish  
DDD 2.3 Story



SB12 The Miraculous  
Catch of Fish  
DDD 2.3 Story

SB17 Disciples Listen as  
Jesus Preaches  
DDD 2.3 Story



SB19 Watch Jesus  
Dies on The Cross to Save  
God's People and  
Rise from the Dead  
DDD 2.3 Story

SB21 Jesus Tells Them to Tell  
the World the Gospel  
DDD 2.3 Story

# **DEEP DOWN DETECTIVES**



**Visual Aids**

**Unit 2,**

**Bible Truth 4**

## About Deep Down Detectives Visual Aids and Small Format Storyboard Pictures

### How Are They Used?



The Deep Down Detectives Visual Aids and Small Format Storyboard Pictures are companion resources to be used alongside the Deep Down Detectives Core Curriculum for each unit. These colorful pictures are used in presenting the key concepts, telling the Bible stories, and, in playing the Bible Story Review games. The storyboard pictures in this book are for flannelgraph boards 24" x 36" or larger. (Choose Visual Aids with Large Format Storyboard Pictures for very large boards.)

### What Do They Include?



**There are six, different resources included in this book:**

**1. Key Concept Visual Aids**-- colorful signs of the Big Question and Answer, the Bible Truths taught in each unit, the Bible verses, and the Listening Assignments used with the curriculum for each Bible Truth taught in the unit.

**2. The Storyboard Picture Key**-- a who's who of the pictures in thumbnail size.

**3. Storyboard Suggested Picture Placement** page--how you can place your pictures up on your storyboard that works well with the story.


**4. The Storyboard Pictures, themselves.** Notice that each picture is identified on the back for easy reference.

**5. Directions** for how to make a homemade flannelgraph storyboard and sturdy storyboard pictures.

**6. Directions** for making the Deep Down Detectives "Bible" Folder and the **back/front images** to paste in place when making it. (Larger back/front images are found online with the curriculum.)




### Ready, Set, Rip It Out!



This book is meant to be ripped up and made into your visual aid. The key concept signs can be cut out and laminated or slipped into sheet protectors. Cut out around the storyboard images and ideally, laminate these. Some of the biggest pictures actually need to be stuck together, before laminating.

### Store It!



Deep Down Detectives is a curriculum that can be used over and over. Store your visual aids and storyboard pictures after using them and they will serve you for many years. We store ours in manilla envelopes and then put them (along with all the rest of the curriculum) in magazine files, labeled by unit. If you have multiple classes using the curriculum, store each set of resources in separate manilla envelopes. This will make prep much simpler, second time around.

### Replacement Storyboard Pictures



You can always purchase this book again or simply go online to the [praisefactory.org](http://praisefactory.org) website (Deep Down Detectives section) and print out any pictures that go missing.



**The Case of the Marvelous Mess**

*Acts 19; Ephesians*



**Story-telling Tips**

Ahead of time:

1. Read the Bible verses and story. Pray!
2. Choose story action cues and/or prepare storyboard figures, if using. (Included in Visual Aids books)
3. Practice telling story with the storyboard pictures, timing your presentation. Shorten, if necessary.

During your presentation:

1. Maintain as much eye contact as possible as you tell the story.
2. Put up storyboard figures/add story action cues as you tell the story. Allow the children to help you put them on the board, if desired.
3. Include the children in your story with a few questions about what they think will happen or words/concepts that might be new to them.
4. Watch the kids for signs that their attention span has been reached. Shorten, if necessary.

**INTRODUCTION/ LISTENING ASSIGNMENTS**

**“Our story is called: The Case of the Marvelous Mess. Here is your listening assignment... ”** *Read from Detective Dan’s Listening Assignment signs, but questions are summarized below:*

**Detective Dan’s Lesson #1 Listening Assignment:**

I need to find out:

- 1. What caused the mess in Ephesus?**
- 2. What made it so marvelous (good)?**

**Detective Dan’s Lesson #2 Listening Assignment:**

**Our Bible Verse is Psalm 119:97-98, ESV**

*“Oh how I love your law! It is my meditation all the day. Your commandment makes me wiser than my enemies, for it is ever with me.”*

I need to find out:

- 1. Who learned to love God’s laws and wanted to live by them?**
- 2. What did they stop doing because they loved God’s laws and wanted to live by them?**

**Detective Dan’s Lesson #3 Listening Assignment:**

I found six clues, but only 4 of them are in the story.

They are: a fake god; a sandwich; city leader; a fire; a shopkeeper; and, a flower.

*Hold up each of them for the children to see as you identify them.*

I need to figure out:

- 1. Which four belong in our story?**
- 2. What did Paul praise God for using His Word to do inside many people in Ephesus?**

**Read the assignment questions, THEN SAY,**

*“Ok, Deep Down Detectives! Put on your best listening ears and see if you can hear the answers to Detective Dan’s questions. When I finish telling the story, we will see if we can answer all the questions.”*

*Read the Bible Truth story, answer questions, present the gospel and lead in prayer.*

*Listening Assignments answers; the gospel; and, an ACTS prayer are included with the story text at the end.*

**The Case of the Marvelous Mess** *Acts 19; Ephesians*

**Story with lines separating paragraphs (text in bold, optional interaction cues in italics)** Numbers correspond to storyboard pictures and placement upon the storyboard. Always feel free to use less pictures, if it's best for your kids. Simply black out the numbers next to pictures you do not plan to use. All pictures are found in the Visual Aids book. Put BG (background) pictures on storyboard ahead of time. SB pictures (listed below in story text) are added to board as you tell the story. These numbers are also found on the back of each picture.

*Tip: Stack pictures in numerical before telling story for easy use. Use sticky-back velcro to attach pictures to storyboard felt. Use sticky-tac putty to stick a picture on top of another picture.*

---

**Ephesus was a big, beautiful city. It was a city that was rich and merry from (SB1, SB2) worshipping fake gods and goddesses.**

**People came from many lands to worship the fake gods and goddesses of Ephesus--especially, (SB3) the fake goddess Artemis, in her big, beautiful, worship house.**

**People (SB4) spent lots of money buying worship gifts for Artemis and throwing big, worship parties to celebrate her. They (SB5) spent lots of money buying big books that were supposed to be Magical. And, they (SB6) spent lots of money buying little statues of Artemis to keep on worshipping her when they went back home.**

---

**This was how life had been in Ephesus for a very long time. Rich and merry from worshipping fake gods and goddesses. But now things were about to change. One man with one book was coming to Ephesus; and oh, my, there was going to be a mess in Ephesus soon!**

**The (SB7) man was Paul. And the book? Can you guess what book was causing so much trouble?**

*What's your guess?*

**It was God's Word, the Bible.**

---

**"(SB8) I have good news for you," Paul told the people of Ephesus. "Right here in God's Word, God promised that He would send a Savior to save us from our sins. And guess what? He's come!" Paul exclaimed.**

**"Jesus is that Savior. He is God's Son come from heaven to save us. Jesus lived a perfect life— He never, ever sinned. He chose to suffer and die on a cross, offering up His life to God as the full payment for the sins of God's people. Then on the third day, Jesus rose from the dead in victory showing He really beat sin and death for them," Paul told them.**

**"Come, turn away from your sins. Turn away from worshipping fake gods! Trust in Jesus as your Savior and be forgiven of your sins. You can become God's people, too. You can have eternal life with Him!" Paul urged them all.**

*Can you remember what the big Bible word is for this good news? It's the gospel!*

---

**God helped Paul to boldly preach the good news of Jesus to the people of Ephesus. He also gave Paul a special gift to help people know that Jesus really was His Son, the Savior. (SB9) He gave Paul the power to heal sicknesses in Jesus' name. Paul would just place his hands on sick people and God would heal them. Blind people. Lame people. Every kind of sick people. God healed them all. Wow!**

**All over Ephesus Paul went. In the (SB10) synagogue-worship place, (SB11) in the marketplace, and (SB12) everywhere in between. And wherever Paul went, he would share the good news of Jesus and God would heal people in Jesus' name. Oh, how Paul prayed that these people would turn from their sins and trust in Jesus as their Savior! He wanted them all to become God's people!**

*Story with lines separating paragraphs (text in bold, optional interaction cues in italics)*

---

**But Paul wasn't the only one who wanted these people to be saved. Someone else did, too.**

*Who else wanted these people to become God's people?*

**That Someone Else was God! (SB13, SB14, SB15) God's Holy Spirit worked inside people, as they listened to Paul preach God's Word. He worked inside them, as they saw how God used Paul to heal sick people in Jesus' name, and they believed!**

**"This Jesus is not like our fake gods. He is alive! He is powerful to help us! He is powerful to save us from our sins!" they exclaimed. "Let's turn away from these fake gods. Let's trust in Jesus as our Savior!" they decided. Paul was so excited at how God was using His Word and His power to save many people in Ephesus!**

---

**God had used His powerful Word to save these people of Ephesus, and that was amazing. But God was not done yet. He hadn't planned to just SAVE these people from their sins and have them keep on living their old way. God had planned to CHANGE them and give them a wonderful, whole new way of life, too. How? God's Holy Spirit would use that one man with that one book again.**

*Who was the man? What was the book? Can you remember?*

---

**Yes, God would use Paul and His Word, the Bible once more.**

**Paul gathered (SB16) the new believers together and taught them even more from God's Word. He taught them more about Jesus. He taught them more about God's great plans. He taught them more about how to love God and love one another.**

**And as these new believers listened to Paul preach God's Word, the Holy Spirit worked in their hearts. He helped them want to love God more. He helped them want to serve God with their whole lives. And He helped them want nothing to do with those old, fake gods and goddesses anymore, not even Artemis! Uh oh...here comes the mess!**

---

**The first mess those new believers made was (SB17) throwing out all their Magical books of those old, fake gods. They made a huge pile of them and guess what they did next?**

*Can you guess?*

**They set them on fire right there in town! They didn't need those old books any more. They were going to live for Jesus now! The only book they needed was God's Word. The other people in Ephesus were shocked! Why would these people burn up all these Magical books!**

---

**That was a big mess, but it wasn't the only mess. There was more mess to come!**

**Then, (SB18) the believers stopped spending their money on those big, Artemis worship parties and those little, Artemis statues. Now they wanted to use their money the way God's Word told them to, like taking care of each other and telling more people about Jesus.**

**Paul was so happy! He thanked God for using His Word to not just save these people in Ephesus, but to really change them, too.**

*Story with lines separating paragraphs (text in bold, optional interaction cues in italics)*

---

**Yes, Paul was so happy, but there were a lot of other people who were NOT happy at all--especially (SB19) the shopkeepers who sold the little, Artemis statues and all the things for the big, Artemis worship parties. They were very, very unhappy!**

**“We don’t make much money any more,” they grumbled. “People aren’t spending money on big, Artemis worship parties anymore. They aren’t buying our little, Artemis statues either. And it’s all because of that one man with his one book! What a mess he has made in Ephesus! We have to get rid of Paul and clean up this mess! And let’s do it right now!” they decided.**

*What do you think they will do to Paul?*

---

**The (SB20) shopkeepers gathered together a huge, angry crowd. They were shoving and bumping! They were yelling and grumping! “Hurray for Artemis! Boo for Jesus! Get rid of Paul!” they shouted, as loudly as they could, for hours and hours and hours! What a mess there was in Ephesus now!**

**At last, (SB21) city leaders came in and quieted down the crowds. They sent them all home and told Paul to leave the city. (SB22) Paul packed his things, said goodbye to the believers and left Ephesus that very day. Surely this would clean up the mess in Ephesus, the leaders thought.**

*Do you think that would clean up the mess, to have Paul leave Ephesus?*

---

**But those leaders were wrong. Maybe the man had gone, but that book-- the Word of God-- had certainly not! The new believers would go on reading it and learning from it. And God would go on using it to change them. These men and women would go on loving God and living for Him. They would go on boldly telling others the good news of Jesus.**

**The mess in Ephesus was far from cleaned up. It was there to stay. And that was a very good thing!**

**Cracking the Case:** (story wrap-up for Listening Assignments)

It's time to see how we did with our Listening Assignment.

**Detective Dan's Lesson 1 Listening Assignment:**

**1. What caused the mess in Ephesus?** Paul preaching God's Word, and God's Word changing people made the mess.

**2. What made it so marvelous?** It was marvelous (good) because many people in Ephesus turned away from their sins and trusted in Jesus as their Savior.

**For You and Me:**

God can use His Word to do marvelous things inside of us, too. He can use it to help us to turn away from our sins and trust in Jesus as our Savior. He can use it to change us and help us to love Him and others more and more. Ask Him! He loves to answer this prayer!

**Detective Dan's Lesson 2 Listening Assignment:****Our Bible Verse is: Psalm 119:97-98:**

"Oh how I love your law! It is my meditation all the day. Your commandment makes me wiser than my enemies, for it is ever with me."

**1. Who learned to love God's laws and wanted to live by them?** Many people in Ephesus who listened to Paul preach God's Word.

**2. What did they stop doing because they loved God's laws and wanted to live by them?** They set their Magical books on fire and they stopped buying statues and stuff for the big worship parties for the fake gods.

**For You and Me:**

God's laws are so good. They teach us how God wants us to live. God can use them to help us to live for Him. God wants us to meditate (think about) His laws, too. His Holy Spirit can work in our hearts and help us to live by them. He promises to help all who turn from their sins and trust in Jesus as their Savior.

**Detective Dan's Lesson 3 Listening Assignment:**

Our six clues were: a fake god; a sandwich; city leader; a fire; a shopkeeper; and, a flower.

**1. Which four belong in our story?**

The fake god; city leader; fire; and shopkeeper.

**2. What did Paul praise God for using His Word to do inside many people in Ephesus?**

He praised God for using His Word to save and change many people in Ephesus.

**For You and Me:**

God can use His Word to save us and to change us, too, just like He did in the people of Ephesus. God loves to work in our hearts as we listen to God's Word. Ask Him to work inside you! He can help you turn from your sins and trust in Jesus as your Savior. He can change you to love Him and live for Him, too. How good and powerful is our God!

**The Gospel** (story wrap-up if NOT using Listening Assignments)**Our Bible Truth is:****What's So Special about the Bible?****It Alone Is God's Word...****God uses it to change His people!**

Paul preached God's Word to the people of Ephesus. God worked in the hearts as people listened. He used His Word to save many, then to change them. How powerful was God's Word in their lives! God can use His Word to work powerfully in our lives, too. He can use to help us to turn from our sins and trust in Jesus. He can use it to change us, too.

*Close in prayer.*

**Closing ACTS Prayer**


- A** We praise you, God, for giving us Your powerful Word. You are able to change us.
  
- C** God, we know that we disobey You and should change, but sometimes we don't want to. Please forgive us.
  
- T** Thank You for all the ways You can change us through Your Word. Thank You that You can help us to love You and live for You.
  
- S** Work deep inside our hearts as we hear Your Word! Help us to turn away from disobeying You and trust in Jesus as our Savior. Change us, so that we love You more and more.

In Jesus' name we pray. Amen.

***Go to Lesson Plan, p.9 for the script to the rest of the lesson.***



# What's so special about the Bible?



**ANSWER:**

**It alone is God's Word!**

VISUAL  
AID

#1



take out

of BQB

## The Big Question

*Hold up the Big Question sign for all the children to see,  
and say:*

The Big Question we are investigating today is  
Big Question Number 2:

**What's So Special about the Bible?**

and the Answer is:

**It Alone Is God's Word!**

### **Meaning:**

There are millions of books in the world, but none is like the Bible. It alone is God's perfect Word! God made sure it was written down just right. It tells us everything we need to know God and to live for Him. It is powerful to do everything God wants it to do. Everything else in this world may come and go, but God's Word will last forever. It will always prove true.

Let's sing our Big Question Song: "

## Big Q & A 2 Song

*DDD NIV Songs 2, track 12*

*(adapted version of "Three, Blind Mice")*

What's so special about the Bible?

It alone is God's Word!

It alone is God's Word!

It's always true,

It can make you wise,

It can work pow'r'f'ly in your life.

It alone is God's Word!

It alone is God's Word!




# BIG QUESTION 2: Four ways God's Word Is Special

## Holy Spirit

1.





2.



3.



4.



Visual Aid

#2

take out



of BOB

## This Unit's Bible Truths

"Knowing that the Bible alone is God's Word is a good beginning, but there's so more to learn. So it's time for us to dig down even deeper for more answers to our Big Question about God. We're going to be learning **FOUR** Bible truths that all tell us more about what makes the Bible so special.

Let's look at our Bible Truth Clue and figure out which of these four truths we will be learning about today. Who would like to get it out of the Big Question Briefcase for me?"

*Choose a child to get it out and hand it to you. Then hold it up and show them the pictures of the four truths they will be learning.*

*After everyone has had a good look, say...*

"Ok, we've learned three ways the Bible is so special. They are: God made sure it was written down just right; It tells us about God and His plans; and, God uses His Word to save His people. (Point to pictures as you identify each Bible Truth.) Now let's look at our Bible Truth Clue and see if we can figure out which of these four truths we will be learning about today. Who would like to get it out of the Big Question Briefcase for me?"

*Choose a child to open the briefcase, take out the Bible Truth Clue and hand it to you.*

CAN YOU GUESS BIBLE TRUTH 4?


**What's So Special about the Bible?**

**It Alone Is God's Word...**

**God uses it to ???? us!**

**HINT:** "What is the word for making something different? It rhymes with the word "strange."

**ANSWER:**  
**God uses it to CHANGE us!**



Visual  
Aid

#3



of BQB

take out

# Revealing the Bible Truth

## We Are Learning

*Hold up the front side for the children to see. Cover up the answer, written along the bottom, and say:*

**“What’s So Special about the Bible?  
It Alone Is God’s Word...  
God uses it to ???? His people!**

We are missing one word. Here’s the hint to what the missing word is. It says: “What is the word for making something different? It rhymes with the word “strange?”

Can you guess? It’s “change”!

So the Bible Truth we are learning today is:

*(Uncover answer from bottom of sign, show it to them and say:)*

**“What’s So Special about the Bible?  
It Alone Is God’s Word...  
God uses it to CHANGE His people!**

And here what this Bible Truth means:

*(read the meaning off of the back of the sign, say:)*

We read books to know things. We read the Bible to know things, too. The Bible tells us about God and His plans for sinful people, like you and me. It tells us that God is good, but that we have all disobeyed Him. It tells us of how Jesus came to save us from our sins. These are all very good things us to learn.

But the Bible does more than just help us to learn things. It is God’s Word and He makes it POWERFUL to do things inside of us. It is powerful to SAVE us (as we learned before); but also, to CHANGE us in wonderful way, once we become His people.

God does this through His Holy Spirit, working in our hearts, as we think about His Word, the Bible. The Holy Spirit can help us understand God’s Word, so that we can know how God wants us to live. He can use God’s Word to show us ways we are disobeying God, and He can help us turn away from them. He can help us remember God’s words of comfort and forgiveness when we are sad. He can help us live and love the way God tells us to in the Bible.

Visual Aid

#4


Place verse in



take out



of BQB



**“Oh how I love your law! It is my meditation all the day.  
Your commandment makes me wiser than my enemies,  
for it is ever with me.” Psalm 119:97-98**

## Bible Truth 4 Bible Verse

*Remove the Bible Verse Picture from the "Bible" folder and hold it up for all the children to see, then say:*

Psalm 119:97-98 tells us:

### **Psalm 119:97-98:**

"Oh how I love your law! It is my meditation all the day. Your commandment makes me wiser than my enemies, for it is ever with me."

**Learn a Little:** "Your commands make me wiser."

### **What does that mean?**

God has put so many wonderful things in His Word, the Bible. He's put songs of worship in it. He's given us stories of the mighty things He's done for His people. He tells us about how Jesus came to save us from our sins. He's filled it with His good plans and His promises.

God has also written His laws and commandments in the Bible. ("Laws" and "commandments" are big words that mean "rules.") God's laws tell us how God wants us to live.

When we read God's laws in the Bible, the Holy Spirit can use them to change us and make us wise to live God's good way. They can help us to do the right thing, even when we have enemies around us who want us to do the wrong thing. God's laws are always the best way to live. No wonder God's people love to meditate on them! They want to live to please God! God's laws can help them!

We've said our Bible verse, now let's sing it!

"We've said our Bible verse, now let's sing it!"

## Oh, How I Love Your Law:

### **Psalm 119:97-98**

*DDD ESV Songs 2, track 27*

Oh, oh, oh, oh,  
Oh, how I love your law!  
It's my, my, my, my meditation,  
My meditation all the day,  
Your commandment makes me  
wiser than my enemies,  
Your commandment makes me  
wiser than my enemies,  
For it is ever with me,  
For it is ever with me.  
Psalm One-nineteen,  
ninety-seven and eight.

"Now it's time to do a bit more deep down investigating. Let's read what Detective Dan wants us to help him figure out. Would someone like to get it out for me?"


take out



Place in



Visual Aid



# Detective Dan's Listening Assignment #1

# Detective Dan's

## Listening Assignment #1



Hi, Deep Down Detectives!

I'm working on a brand-new case called:

"The Case of the Marvelous Mess."

I need to find out:

1. What caused the mess in Ephesus?

AND

2. What made it so marvelous?

Can you help me? Listen carefully to the story and you might just hear the answers!

Thanks!

Detective Dan

**Then say,** "Ok, Deep Down Detectives! Put on your best listening ears and see if you can hear the answers to Detective Dan's questions. When I finish telling the story, we will see if we can answer all of his questions!"

*Read the Bible Truth story, putting up the storyboard pictures as you tell it.*

*At the end of the story, repeat the questions and lead the children in answering them. Present the gospel and close in prayer.*

\*Answers to assignment questions, the gospel and ACTS prayer are also included at the end of the story text.\*

Answers:

**1. What caused the mess in Ephesus?**

Paul preaching God's Word, and God's Word changing people made the mess.

**2. What made it so marvelous?**

It was marvelous (good) because many people in Ephesus turned away from their sins and trusted in Jesus as their Savior.

**For You and Me:**

God can use His Word to do marvelous things inside of us, too. He can use it to help us to turn away from our sins and trust in Jesus as our Savior. He can use it to change us and help us to love Him and others more and more. Ask Him! He loves to answer this prayer!



take out



Place in



Visual Aid



# Detective Dan's Listening Assignment #2

# Detective Dan's

## Listening Assignment #2



Hi, Deep Down Detectives!

I'm still working on the case called:

"The Case of the Marvelous Mess."

Our Bible verse is Psalms 119:97-98, ESV

"Oh how I love your law! It is my meditation all the day.

Your commandment makes me wiser than my enemies,  
for it is ever with me."

I need to find out:

1. Who learned to love God's laws and wanted to live by them?

AND

2. What did they stop doing because they loved God's laws and wanted to live by them?

Can you help me? Listen carefully to the story and you might just hear the answers!

Thanks for your help!

Detective Dan

**Then say,** "Ok, Deep Down Detectives! Put on your best listening ears and see if you can hear the answers to Detective Dan's questions. When I finish telling the story, we will see if we can answer all of his questions."

Read the Bible Truth story, putting up the storyboard pictures as you tell it. At the end of the story, repeat the questions and lead the children in answering them. Present the gospel and close in prayer.

\*Answers to assignment questions, the gospel and ACTS prayer are also included at the end of the story text.\*

Answers:

**Our Bible Verse is: Psalm 119:97-98, ESV**

"Oh how I love your law! It is my meditation all the day. Your commandment makes me wiser than my enemies, for it is ever with me."

**1. Who learned to love God's laws and wanted to live by them?**

Many people in Ephesus who listened to Paul preach God's Word.

**2. What did they stop doing because they loved God's laws and wanted to live by them?**

They set their magical books on fire and they stopped buying statues and stuff for the big worship parties for the fake gods.

**For You and Me:**

God's laws are so good. They teach us how God wants us to live. God can use them to help us to live for Him. God wants us to meditate (think about) His laws, too. His Holy Spirit can work in our hearts


take out



Place in



Visual Aid



# Detective Dan's Listening Assignment #3

# Detective Dan's

## Listening Assignment #3



Hi, Deep Down Detectives!

I'm still working on the case called:

"The Case of the Marvelous Mess."

I found SIX clues, but TWO of them are NOT in the story. They are: a fake god; a sandwich; city leader; a fire; a shopkeeper; and, a flower.

*Hold up each of the six pictures for the children to see as you identify them. Better yet, put them up on your flannelgraph board, off to one side.*

I need to know:

1. Which FOUR pictures belong in the story and which TWO do NOT?
2. What did Paul praise God for using His Word to do inside many people in Ephesus?

Can you help me? Listen carefully to the story and you might just hear the answers!

Thanks!

Detective Dan

**Then say,** "Ok, Deep Down Detectives! Put on your best listening ears and see if you can hear the answers to Detective Dan's questions. When I finish telling the story, we will see if we can answer all of his questions."

*Read the Bible Truth story, putting up the storyboard pictures as you tell it. At the end of the story, repeat the questions and lead the children in answering them. Present the gospel and close in prayer.*

\*Answers to assignment questions, the gospel and ACTS prayer are also included at the end of the story text.\*

Answers:

**Our six clues were: a boat; a fake god; a sandwich; city leader; a fire; a shopkeeper; and, a flower.**

**1. Which four belong in our story?**


The fake god; city leader; fire; and shopkeeper.

**2. What did Paul praise God for using His Word to do inside many people in Ephesus?**


He praised God for using His Word to save and change many people in Ephesus.

**For You and Me:**

God can use His Word to save us and to change us, too, just like He did in the people of Ephesus. God loves to work in our hearts as we listen to God's Word. Ask Him to work inside you! He can help you turn from your sins and trust in Jesus as your Savior. He can change you to love Him and live for Him, too. How good and powerful is our God!



A Sandwich



A Fake God

VISUAL  
AID  
#5C

Place in  
DDD  
Bible™

take out  
Big  
Question  
Briefcase  
of BQB

VISUAL  
AID  
#5C

Place in  
DDD  
Bible™


take out  
Big  
Question  
Briefcase  
of BQB

DDD 2.4 Lesson 3 Listening Assignment Clue Picture 2 for kids

DDD 2.4 Lesson 3 Listening Assignment Clue Picture 1 for kids



A Fire



A City Leader

VISUAL  
AID  
#5C

Place in  
DDD  
Bible™

take out  
Big  
Question  
Briefcase  
of BQB

VISUAL  
AID  
#5C


Place in  
DDD  
Bible™

take out  
Big  
Question  
Briefcase  
of BQB


DDD 2.4 Lesson 3 Listening Assignment Clue Picture 4 for kids

DDD 2.4 Lesson 3 Listening Assignment Clue Picture 3 for kids





Flower



A Shopkeeper

VISUAL  
AID  
#5C

Place in  
DDD  
Bible™

take out  
Big  
Question  
Bridges™  
of BQB

VISUAL  
AID  
#5C

Place in  
DDD  
Bible™

take out  
Big  
Question  
Bridges™  
of BQB

DDD 2.4 Lesson 3 Listening Assignment Clue Picture 6 for kids

DDD 2.4 Lesson 3 Listening Assignment Clue Picture 5 for kids

---

## Big Question 2, Bible Truth 4 Storyboard Background Pictures Key (BG)

---

Put these pictures in place on your storyboard BEFORE you tell your story.


**BG1 Ephesus**



**BG2 Temples**



**BG3 Temple of Artemis**



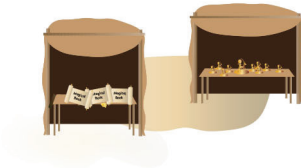
**BG4 Road**



**BG5 Synagogue/Worship Place**



**BG6 Marketplace**



**BG7 Everywhere Else  
(Hall of Tyrannus)**



# Big Question 2, Bible Truth 4 Storyboard Pictures Key (SB)

Store these pictures in numerical order in your HSK Bible Folder.

Add these to your story as you tell it. Numbers correspond to placement order.

**SB1 People of Ephesus Worshipping Fake Gods and Goddesses**



**SB2 People of Ephesus Worshipping Fake Gods and Goddesses**



**SB3 People from Many Lands Worshipping Artemis**



**SB4 Big Worship Parties**



**SB5 Buying Magical Books**



**SB6 Buying Statues**



**SB7 Paul--the One Man with the One Book**



**SB8 Paul's Good News**



**SB9 Paul Healing People in Jesus' Name**



**SB10 Paul Preaching and Healing in Synagogue/ Worship Place**



**SB11 Paul Preaching and Healing in Marketplace**



**SB12 Paul Preaching and Healing Everywhere (Hall of Tyrannus)**



**SB13,14, 15 The Holy Spirit Working in Hearts**



**SB16 New Believers Gathering to Hear God's Word and Being Changed**



**SB17 Burning Magic Books in Fire**



**SB18 Using Money to Care for Each Other and Paul Praising God**



**SB19 Angry Shopkeepers**



**SB20 Angry Mob with Paul**



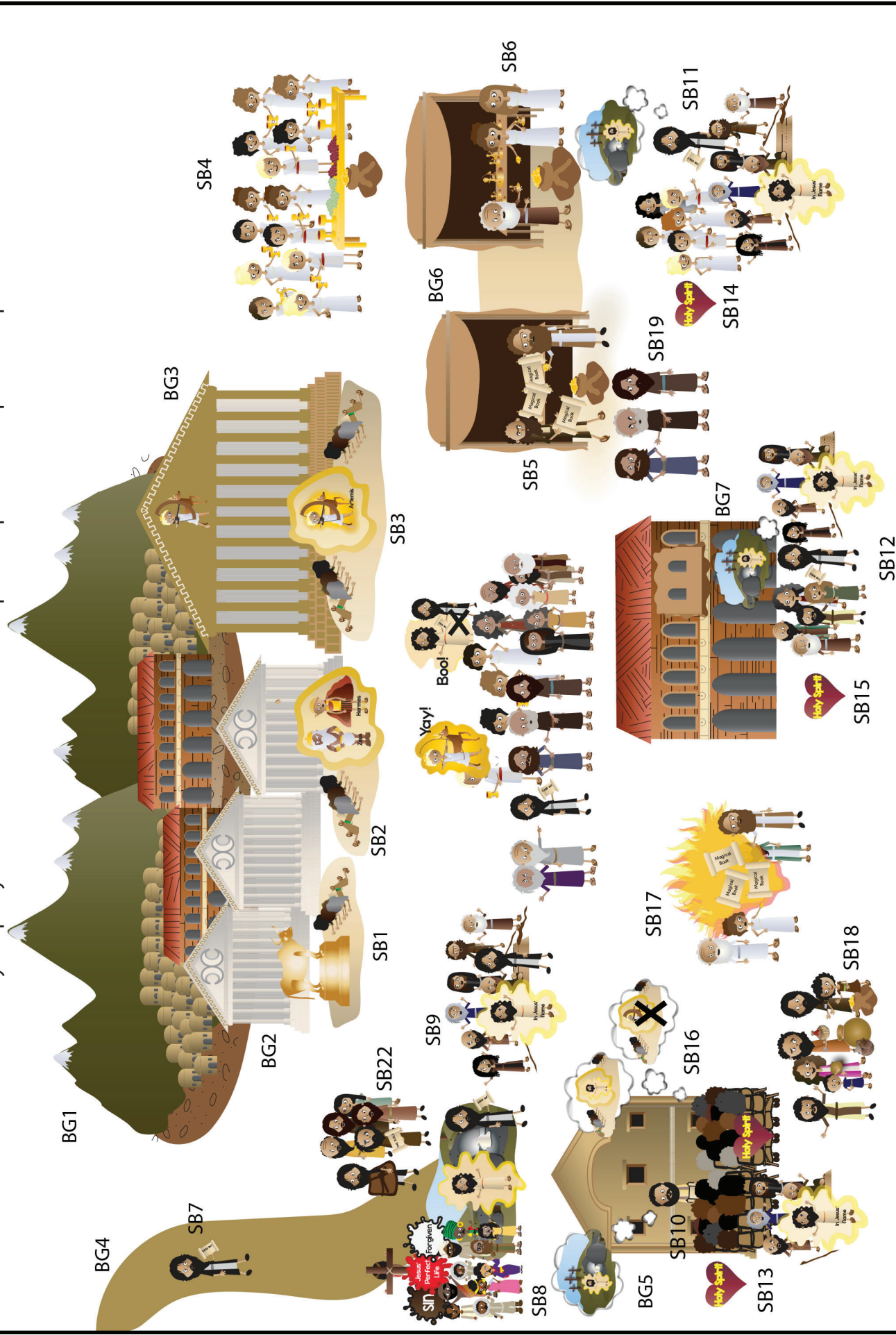
**SB21 City Leaders**



**SB22 New Believers Saying Goodbye to Paul as He Leaves Town**



Note: Use sticky tac putty rather than velcro on back of pictures placed on top of other pictures.

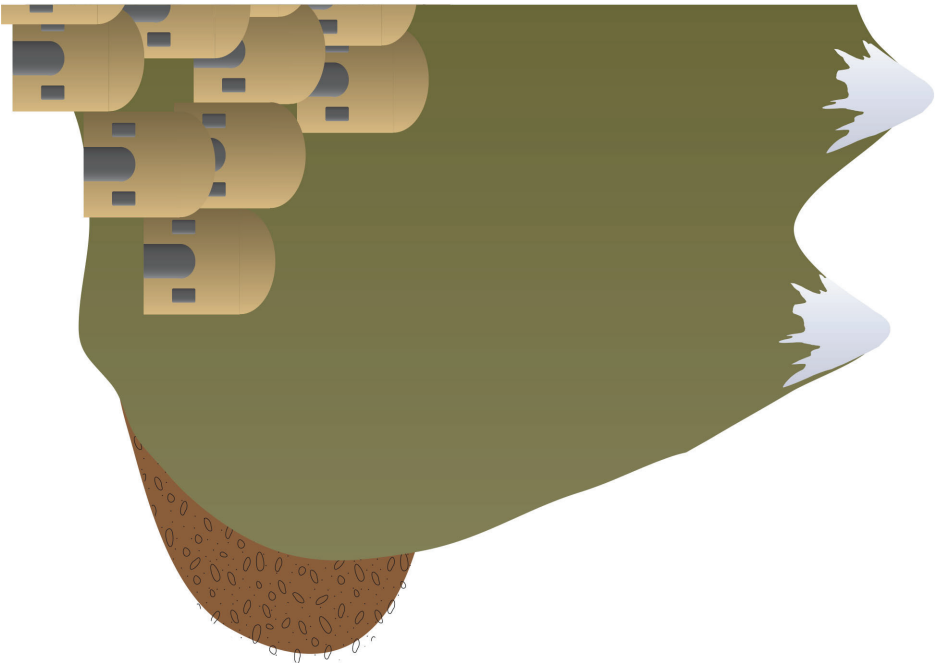
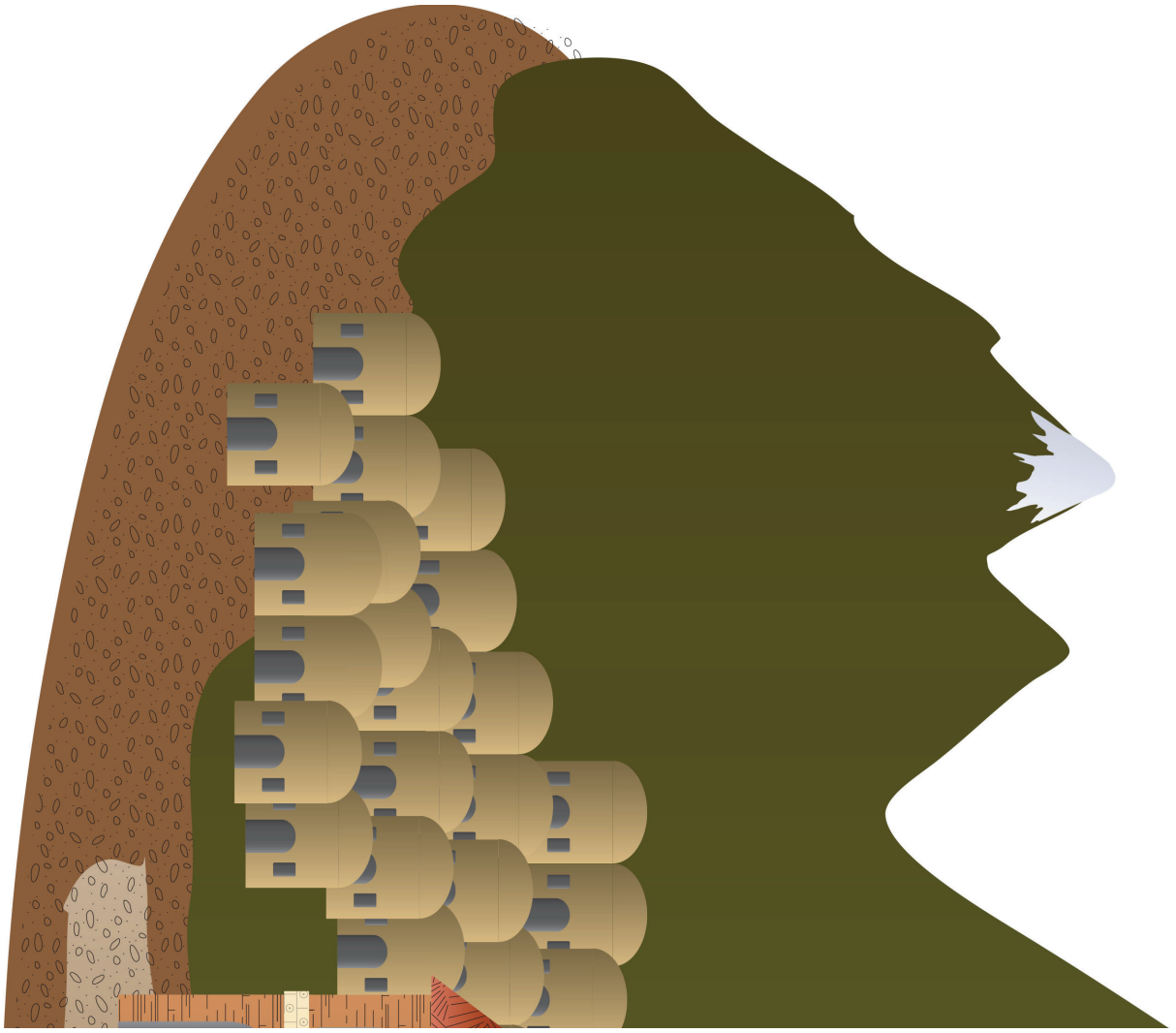


NOTE:

Some of the larger images are assembled from two or more pages. You can make these easier to fold by leaving a small gap in the lamination between the pieces. This allows you to fold the image along the gap.





leave slight gap here  
to create a “hinge” for  
easy folding



BG1 pg 1 of 4  
DDD 2.4 Story  
Glue together, then laminate  
Place on board BEFORE telling story


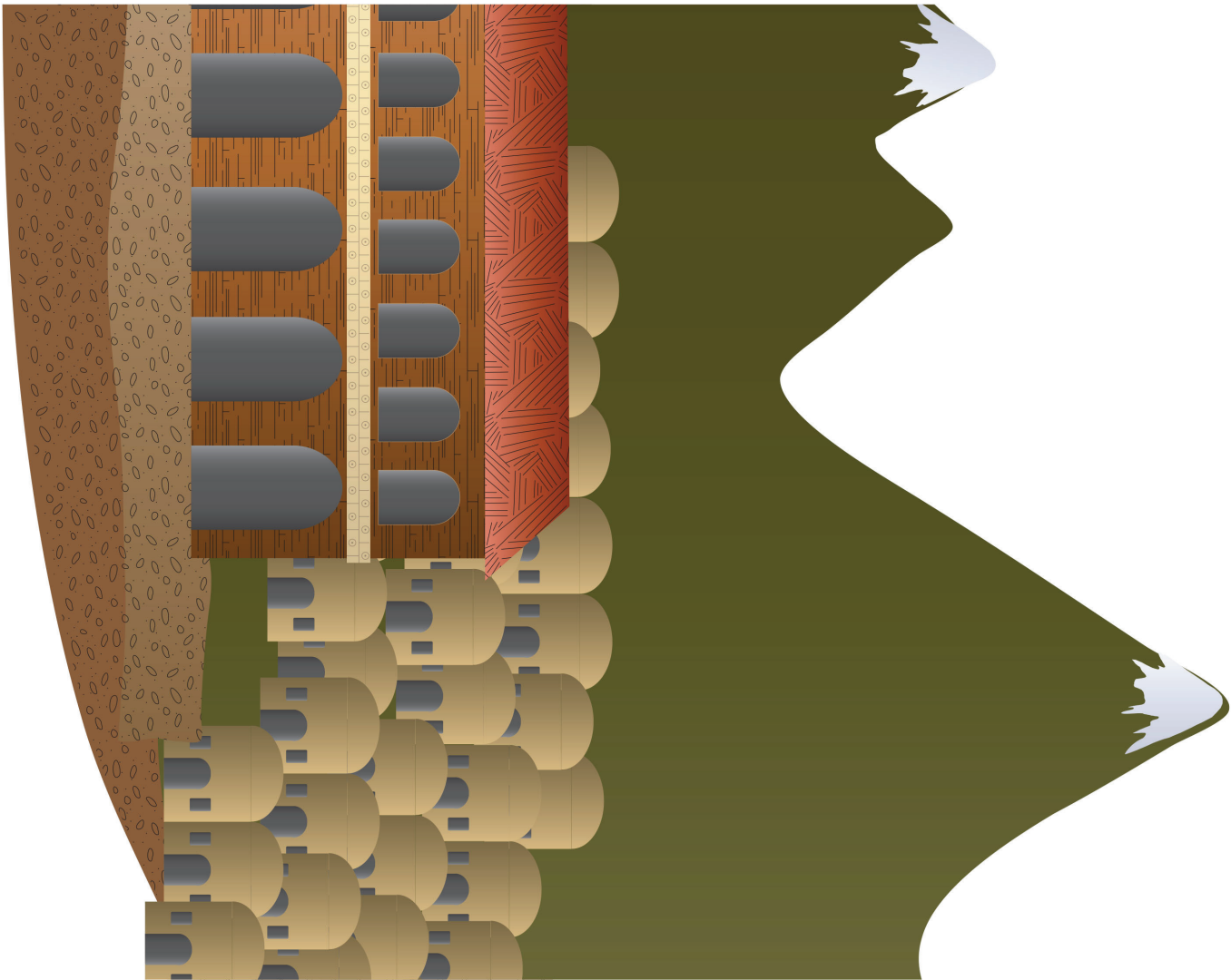
BG1 pg 4 of 4  
DDD 2.4 Story  
Glue together, then laminate  
Place on board BEFORE telling story








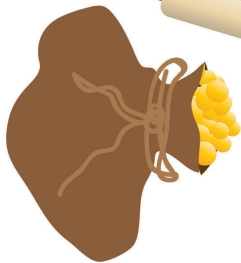


BG1 pg 2 of 4  
DDD 2.4 Story  
Glue together, then laminate  
Place on board BEFORE telling story

BG2 Temples pg 1 of 2  
DDD 2.4 Story  
Glue together, then laminate  
Place on board BEFORE telling story



BG1 pg 3 of 4  
DDD 2.4 Story  
Glue together, then laminate  
Place on board BEFORE telling story

BG2 Temples pg 2 of 2  
DDD 2.4 Story  
Glue together, then laminate  
Place on board BEFORE telling story




BG4 Road pg 1 of 2  
DDD 2.4 Story  
Glue together, then laminate  
Place on board BEFORE telling story

BG4 Road pg 2 of 2  
DDD 2.4 Story  
Glue together, then laminate  
Place on board BEFORE telling story



SB6 Buying Statues  
DDD 2.4 Story

SB5 Buying Magical Books  
DDD 2.4 Story



BG3 Temple of Artemis  
DDD 2.4 Story  
Place on board BEFORE telling story



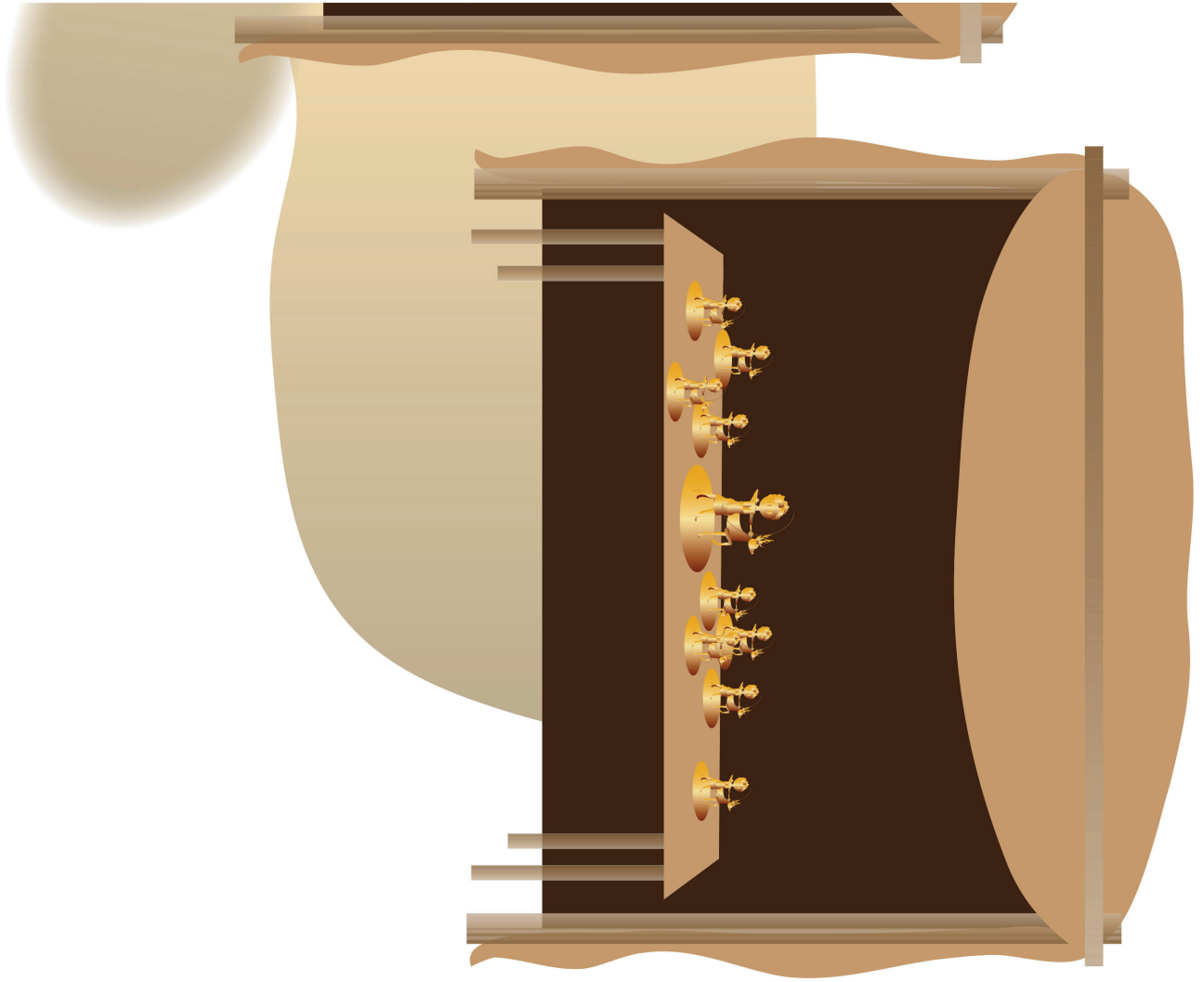


BG6 Marketplace pg 1 of 2  
DDD 2.4 Story  
Glue together, then laminate  
Place on board BEFORE telling story

SB15 The Holy Spirit  
Working in Hearts  
DDD 2.4


SB13 The Holy Spirit  
Working in Hearts  
DDD 2.4

SB14 The Holy  
Spirit Working in  
Hearts DDD 2.4





BG6 Marketplace pg 2 of 2  
DDD 2.4 Story  
Glue together, then laminate  
Place on board BEFORE telling story

SB9 Paul Healing People  
in Jesus' Name  
DDD 2.4



BG5 Synagogue/Worship Place  
DDD 2.4 Story  
Place on board BEFORE telling story

SB3 People from Many  
Lands Worshipping  
Artemis  
DDD 2.4 Story

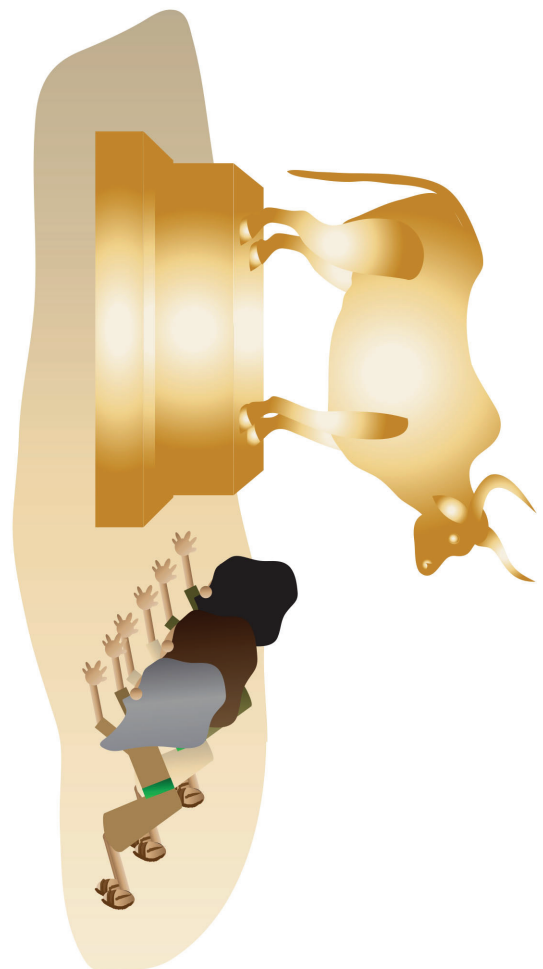


BG7 Everywhere Else  
(Hall of Tyrannus)  
DDD 2.4 Story  
Place on board BEFORE telling story

SB21 City Leaders  
DDD 2.4 Story

SB22 New Believers Saying  
Goodbye to Paul as He  
Leaves Town  
DDD 2.4






SB4 Big Worship Parties  
DDD 2.4 Story


SB1 People of Ephesus  
Worshipping Fake Gods and  
Goddesses  
DDD 2.4 Story

SB2 People of Ephesus  
Worshipping Fake Gods  
and Goddesses




SB11 Paul Preaching and  
Healing in Marketplace  
DDD 2.4 Story

SB10 Paul Preaching and Healing  
in Synagogue/ Worship Place




SB12 Paul Preaching and  
Healing Everywhere  
(Hall of Tyrannus)  
DDD 2.4 Story

SB8 Paul's Good News  
DDD 2.4 Story



SB20 Angry Mob with Paul  
DDD 2.4






SB17 Burning Magic  
Books in Fire  
DDD 2.4 Story

SB16 New Believers Gathering  
to Hear God's Word and Being  
Changed  
DDD 2.4 Story

SB7 Paul--the One Man  
with the One Book  
DDD 2.4 Story



SB18 Using Money to  
Care for Each Other and  
Paul Praising God  
DDD 2.4 Story

SB19 Angry Shopkeepers  
DDD 2.4 Story

# DEEP DOWN DETECTIVES



**Other Visual Aids**

## Big Question Box/Briefcase

### What You Want

The Big Question Briefcase is a briefcase or other container with these characteristics:

- Ideally, this should be around 17" x 12", but needs to be at least big enough to fit a 8 ½" x 11" sheets of paper inside it.
- Have various pockets to put these sheets in
- Is attractive or curious looking to preschoolers
- Not necessary, but extremely fun, if it has a combination lock

### Finding a Briefcase:

You can certainly buy one new, but you always may find a used one at a thrift shop. Or, someone may have one they want to donate. We use one that stores valuables in it and is the 17" x 12" size. Very durable and has the lock feature that the kids love.

You also can move away from the briefcase idea and use a little trunk or other box for your substitute briefcase. Just change the name to the Big Question Box, if you use a box instead. A boot box or the cardboard box that 10 reams of copy paper comes in is a great size, if you are using a box.

If you use a box, but want a lock-like feature, that's easy to do. Simply cut "straps" out of felt or vinyl and glue in place to the top and bottom sides of the box on one side, with the top strap overlapping the bottom straps. Add velcro to the top and bottom pieces so that they meet and fasten. Make back "hinges" for the box with the felt/vinyl straps, too. Or, you can simply add a belt around the box that has to be unfastened before the box can be opened.

Here are some suggestions for decorating a box or even the outside of your briefcase to make it appealing.

### Supplies

Your box/briefcase

Plain white contact paper or white cardstock

Colorful wrapping paper

Glitter glue

Markers

Sequins, fake jewels, buttons, rick rack, etc.

Other decorating supplies

Stickers

Glue

Clear packing tape

### Directions

1. If you are using a box that has wording on it, you will first need to make plain surfaces for decorating and a hinge for the lid. Stick the white contact paper or white cardstock to each side of the box. On the other hand, you can also use colorful wrapping paper. Then, make a lid by sticking the clear packing tape along one long side of the box, attaching the lid to the box.

2. Use the craft decorating supplies to decorate the box. If desired, you can put a big question mark on top of the box, but remember that you are working with two and three year olds: the question mark symbol is not very meaningful to them yet.

## Making a Flannelgraph Storyboard

for use in story-telling and in playing the story review games

While you may decide to use sticky tac and stick your storyboard pictures to a white board, it is very easy to make a flannelgraph board. The advantage to the flannelgraph board is that the pictures stick very easily and there is no messing with the sticky-tac.

### Supplies

Large Format Pictures Board: AT LEAST a 36" x 48" foamboard or corkboard (We actually use a far bigger canvas and attach it to the wall) A science project board with the two sides that fold out makes a good 36" x 48" board.

OR, Small Format Pictures Board: AT LEAST a 24" x 36" (to 36" x 48)" board

Large piece of neutral-colored felt to cover your board with extra to overlap over to the back, if desired.

Glue gun and glue sticks

### Directions

1. Center felt on front side of board. Turn over. Secure in place with glue.

## Making Durable Storyboard Pictures

for use in story-telling and in playing the story review games

Whether you purchase the Deep Down Detectives storyboard pictures from Amazon or print them off the website (included in the Deep Down Detectives Visual Aids book), you will want to find some way to make them more durable. They are used not only as a part of telling the story, but are integral in the story review games. Here's how we make ours durable enough to be used over and over again. **See note below for other simpler options for using these pictures.**

### Supplies

Deep Down Detectives Visual Aids book (purchased or downloaded)

White cardstock or printer paper (if downloading pictures)

Sticky-back velcro, circles or cut pieces; or sticky tac putty

Laminator or Self-laminating sheets

Sturdy Sheet Protectors, preferably the "Secure Top" kind, like offered by Avery

Flannelgraph pictures for the Bible stories found at [www.praisefactory.org](http://www.praisefactory.org) with each unit's resources.

### Directions

1. Purchase from Amazon or download and print out the storyboard figures.

2. Cut out flannelgraph figures.

3. Laminate the figures.

**Special tip:** When laminating the big background pictures that are two (and sometimes even three or four) pieces put together, leave a small gap between the two pieces before laminating together. This small space acts like a hinge and allows you to fold up pictures without hurting them into a manilla envelope that fits 8.5" x 11" sheets of paper along with all of the smaller, regular-sized storyboard pictures.

4. If using a flannelgraph board: Stick a piece of sticky backed velcro (ROUGH SIDE) onto the back of each figure. If using sticky tack and whiteboard: simply stick a small amount of sticky tack on the back of a picture when using it. Remove and store sticky tack in airtight container.

**Note:** Instead of using all of the pictures as separate flannelgraph pieces, you can choose to use only a few (helpful to have 10 for the story review game); you can clump them onto posterboard and make them into picture scenes; or, you can simply use the Storyboard Picture Guide as a single picture. At [praisefactory.org](http://praisefactory.org), go to DDD Bits and Pieces for a 22" x 28" poster size jpg of this picture guide if you want to create a large version.

## The Deep Down Detectives "Bible" Folder

This is a homemade folder that looks (kinda) like the cover of a Bible. You will use this to put the Bible verse, the Bible Story and storyboard pictures to help make the point that the truths you are teaching them come from the Bible.

### Supplies

1 piece of 22" x 28" posterboard (white is fine. Green or brown is nice)

Glue

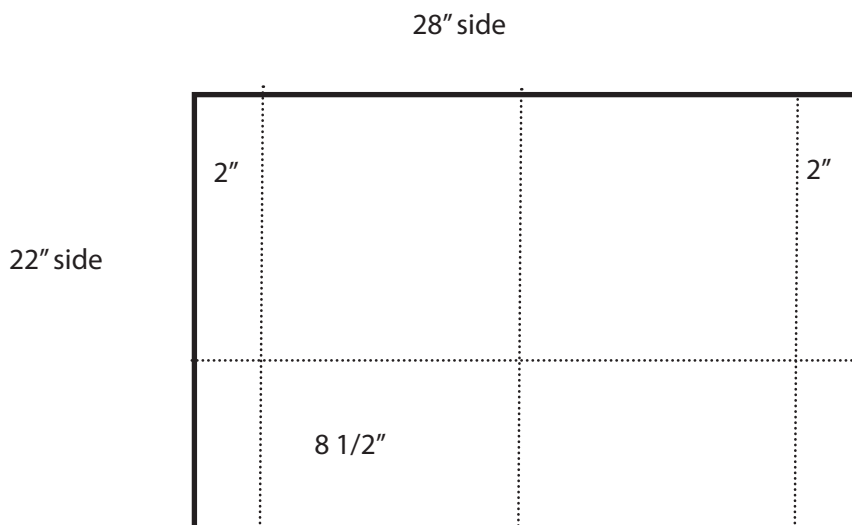
Stapler and staples or packing tape

The Bible Cover pictures (see online with resources for this unit or from the back of each Deep Down Detectives Visual Aids book.)

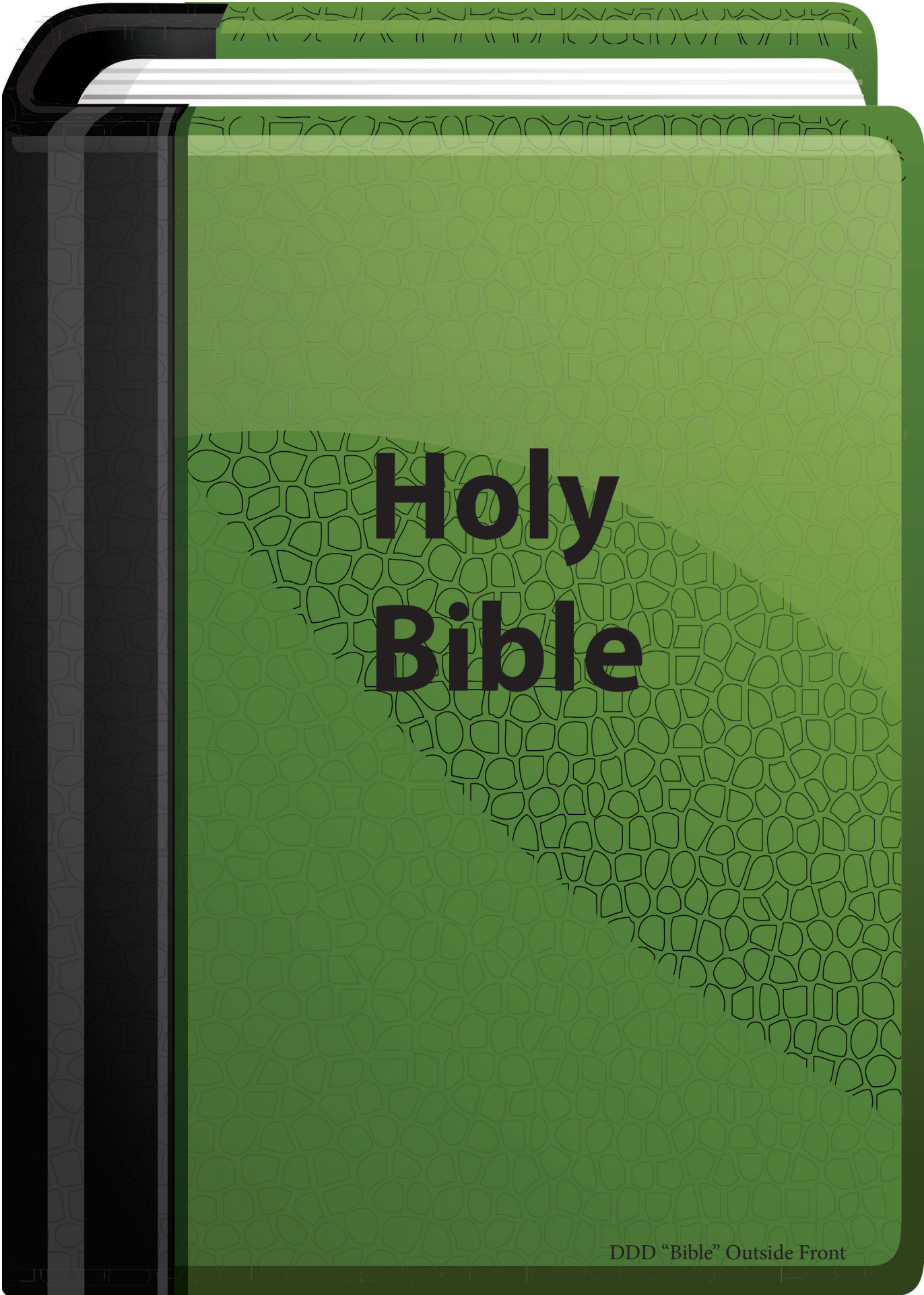
NOTE: The Bible Cover pictures included in the Deep Down Detectives Visual Aids books cannot be created larger than 8.5" x 11". That means that they will be under-sized for a Bible Folder of the dimensions you are making. However, you can go online to the Deep Down Detectives curriculum and there is a pdf of a bigger version of these covers that will actually fit the size of this Deep Down Detectives "Bible" Folder.

### Directions

1. Lay out poster board with long side along the bottom.
2. Fold in 2" on each side.
3. Take packing tape and tape the folded in 2" flaps to the main section of the posterboard, all the way down.
3. Fold up 8 1/2" on the bottom of the poster board.
4. Use packing tape to tape this flap in place, all the way down.
5. Take scissors and snip through the tape where the flap is attached to the folder. This will give you a bit more room in the folder.
6. Fold the poster board in the middle to make the center fold.
7. Cut out the Bible Cover Pictures. If possible, laminate these. They will last longer.
- 8.. Glue the two cover pieces to the outside of the folder.





The image shows the front cover of a Bible. The cover is a vibrant green color with a subtle, repeating pattern of irregular, rounded shapes that resemble a stone or mosaic texture. The text "Holy Bible" is printed in a large, bold, black sans-serif font, centered on the cover. The spine of the Bible is visible on the left side, showing a dark grey or black material with a similar textured pattern. The top edge of the Bible is slightly rounded, and the pages are visible at the top, appearing as a stack of white lines.

# Holy Bible

DDD "Bible" Outside Front





DDD "Bible" Outside Back

