

# Hide 'n' Seek Kids

Small Format

Volume 3

Visual Aids, ESV

Units 9-12



Constance Dever ©2016 Praise Factory Media



Curriculum for preschool and elementary age children,  
training tools, music and other resources  
are available for download or to order at:  
[www.praisefactory.org](http://www.praisefactory.org)

© 2016 Praise Factory Media all rights reserved. May be reproduced by licensed user for classroom purposes only.

This and many other resources are available online at [www.praisefactory.org](http://www.praisefactory.org)

Scripture quotations marked (NIV) are taken from the Holy Bible, New International Version®, NIV®. Copyright © 1973, 1978, 1984 by Biblica, Inc.™ Used by permission of Zondervan. All rights reserved worldwide.[www.zondervan.com](http://www.zondervan.com)

Scripture quotations marked (ESV) are from The Holy Bible, English Standard Version® (ESV®), copyright © 2001 by Crossway, a publishing ministry of Good News Publishers. Used by permission. All rights reserved.

Scripture quotations marked HCSB are taken from the Holman Christian Standard Bible®, Copyright © 1999, 2000, 2002, 2003, 2009 by Holman Bible Publishers. Used by permission. Holman Christian Standard Bible®, Holman CSB®, and HCSB® are federally registered trademarks of Holman Bible Publishers.



# Table of Contents

<b>Getting Started with Hide 'n' Seek Kids</b>	<b>5</b>
<b>Unit 9 Visual Aids</b>	<b>7</b>
About the Hide 'n' Seek Kids Visual Aids	8
Story	9
Big Question and Answer	15
Bible Verse	17
Detective Dan's Listening Assignment #1	19
Detective Dan's Listening Assignment #2	21
Detective Dan's Listening Assignment #3	23
Detective Dan's Listening Assignment #4	29
Detective Dan's Listening Assignment #5	31
Storyboard Pictures Keys	33
Storyboard Pictures Placement Guide	35
Storyboard Pictures	37
<b>Unit 10 Visual Aids</b>	<b>73</b>
About the Hide 'n' Seek Kids Visual Aids	74
Story	75
Big Question and Answer	81
Bible Verse	83
Detective Dan's Listening Assignment #1	85
Detective Dan's Listening Assignment #2	87
Detective Dan's Listening Assignment #3	89
Detective Dan's Listening Assignment #4	95
Detective Dan's Listening Assignment #5	97
Storyboard Pictures Keys	99
Storyboard Pictures Placement Guide	101
Storyboard Pictures	103
<b>Unit 11 Visual Aids</b>	<b>133</b>
About the Hide 'n' Seek Kids Visual Aids	134
Story	135
Big Question and Answer	141
Bible Verse	143
Detective Dan's Listening Assignment #1	145
Detective Dan's Listening Assignment #2	147
Detective Dan's Listening Assignment #3	149
Detective Dan's Listening Assignment #4	155
Detective Dan's Listening Assignment #5	157
Storyboard Pictures Keys	159
Storyboard Pictures Placement Guide	161
Storyboard Pictures	163

<b>Unit 12 Visual Aids</b>	<b>193</b>
About the Hide 'n' Seek Kids Visual Aids	194
Story	195
Big Question and Answer	201
Bible Verse	203
Detective Dan's Listening Assignment #1	205
Detective Dan's Listening Assignment #2	207
Detective Dan's Listening Assignment #3	209
Detective Dan's Listening Assignment #4	215
Detective Dan's Listening Assignment #5	217
Storyboard Pictures Keys	219
Storyboard Pictures Placement Guide	221
Storyboard Pictures	223
<b>Other Visual Aids</b>	<b>255</b>
Making the Hide 'n' Seek Bible Folder	256
Hide 'n' Seek Kids Bible Folder Picture Front Cover	257
Hide 'n' Seek Kids Bible Folder Picture Back Cover	259
Making a Flannelgraph Storyboard	261
Making Durable Storyboard Pictures	261
Making a Big Question Box/Briefcase	262

## Getting Started with Hide 'n' Seek Kids

### Get It



Order the **Praise Factory Tour: Extended Version** (or download it from the website in the Getting Started with Hide 'n' Seek Kids section). It is going to be your easiest, most visual way to learn about this curriculum. Order/download the **Hide 'n' Seek Kids Core Curriculum (ESV/NIV)** and the **Hide 'n' Seek Kids Visual Aids books (Small Format/Large Format pictures)** resources.

### Tour It....Three Times

1

**1. Read through the whole Praise Factory Tour: Extended Version book once.**

Learn how each curriculum in the Praise Factory family is related to each other. Pay special attention to the section on Hide 'n' Seek Kids.

2


**2. Go back and read through just the section on Hide 'n' Seek Kids in the Tour book again.**

3

**3. Now go back and read the Hide 'n' Seek section of the Tour book a third time, only this time, get out your two resource books (Hide 'n' Seek Kids Core Curriculum and Hide 'n' Seek Kids Visual Aids books) and follow along.**

This will help you see how the curriculum flows and where to find each of the resources visualized in the Tour Book.

### Rip It Up



The **Hide 'n' Seek Kids Visual Aids book** is meant to be taken apart. These will be made into your visual aids and storyboard pictures used in each lesson.

### You May Want to Second It



The **Hide 'n' Seek Kids Core Curriculum book** contains resources you will probably want to photocopy--such as, the lesson plans, the crafts/take home sheets, and the music for the songs. **For this reason, you might want to print out a second copy (from online) or buy a second copy of the book.** This will allow you to take apart one copy for easy photocopying and still have another one intact for reference. Or, you can photocopy a copy from your original and keep that on hand.

### Choose It



Choose how you want to use the curriculum resources with your kids and your setting. There is a questionnaire and other resources in the Getting Started section of the [praisefactory.org](http://praisefactory.org) website that can help you make the best custom fit for your situation. You may want to follow the curriculum as written and use them all. Or, you may want to pick and choose. Do what is best for your situation.

### Prepare It and Protect It



Cut out and laminate the Big Question Box resources (Big Question and Answer; Bible Verse; and, Listening Assignment signs) as well as the storyboard pictures from the **Hide 'n' Seek Kids Visual Aids book**. Stick velcro on the back of the storyboard pictures to get them ready to be used on the storyboard and in the Story Review games. **More information about making storyboard pictures can be found in Appendix E of the Core Curriculum books.**

### Download It



Download the **zip file of unit songs** from the website.

## Getting Started with Hide 'n' Seek Kids, continued

### Make It... Before You Get Started



There are a few more resources that Hide 'n' Seek Kids uses that you will need to make before you use the curriculum. You need to purchase/make a **Big Question Box**; a **HSK "Bible" folder**; and a **flannelgraph storyboard**. Directions for making these are found in the **back of the Core Curriculum books in Appendix E**.

### Are You Game?



There is one more set of resources you will be glad you made ahead of time: the games! Hide 'n' Seek Kids is a very active curriculum, with a number of different games suggested for each lesson. The good news is that they are used in a rotation throughout the curriculum. That means, once you make these games, you store them and use them over and over (and for years to come!).

While you only need to make whatever games you choose to use with each lesson, **I strongly recommend that you make all the games before you start using the curriculum**. Get the prep work over with at the beginning and coast your way through years of enjoyment!

**Store them in ziploc bags or baskets** and pull them out when needed. So simple! Your teachers will love how easy it is to have an engaging learning session with so little work for them to do! Happy teachers are more likely to be repeat teachers! **A full list of the games and the supplies needed to make them can be found in the back of the Core Curriculum books in Appendix B with the instructions for all the games.**

### Session Prep



Prepare the curriculum for your teachers. Largely, this will mean making copies of the lesson plan, the crafts and take home sheets...especially if you have already assembled the games. We give the teachers a **basket of curriculum and materials they will use to teach the class each session**. This has worked very well for us.

### Don't Ignore It, Store It!



This is a curriculum that keeps on giving, year after year. If you do a good job of storing the curriculum, it will serve your church well and at little cost for many years. We store the resources for each unit in **manilla envelopes and magazine storage boxes**.

### Learn More



**There are many more resources online that may help you customize the curriculum** to fit your learning situation. These are listed online in the Praise Factory Resources section, as well as in the Getting Started section.

Two you might especially want to look at are:

- **From the Ground Up** (Making a Great Start in Children's Ministry and with the Praise Factory Family of Curriculum)
- **Classroom Management Suggestions for Teaching Preschoolers**

These are available for download or to order through Amazon.com.

### See It in Action



visit us in  
Washington,  
D.C.

**Three times a year** (the third Saturday/Sunday of March, May and September), we hold a **free lunch, learn-and-look workshop and observation time here at Capitol Hill Baptist Church in Washington, D.C.**

On the Saturday, we gather for lunch and talk philosophy, child protection policy, encouraging parents, dealing with discipline issues, etc. and, of course, curriculum. After finishing up our group session, we are happy to talk to individual churches about their particular situations. Then on Sunday, we offer an opportunity to see Hide 'n' Seek Kids and the other Praise Factory curriculum in action in our classes. The registration form for these workshops can be found on the Praise Factory website.



# Hide 'n' Seek Kids

## Unit 9 Visual Aids



## About the Hide 'n' Seek Kids Visual Aids

### How Are They Used?



The Hide 'n' Seek Visual Aids book is a companion resource to be used alongside the Hide 'n' Seek Kids Core Curriculum book for each unit. These colorful pictures are used in presenting the key concepts; telling the Bible stories; and, in playing the Bible Story Review games.

### What Do They Include?



**There are five, different resources included in this book:**

**1. Key Concept Visual Aids**-- colorful signs of the Big Question and Answer, the Bible verse, and the Listening Assignments to use with the 5 lessons for each unit.

**2. The Storyboard Picture Key**--a who's who of the pictures in thumbnail size. Some pictures are labelled "BG." These are your background pictures that you put on the storyboard before telling the story. The rest of the pictures are labelled "SB." These are pictures you put up on the storyboard as you tell the story.


**3. Storyboard Suggested Picture Placement** page--where to place the pictures on your storyboard.

**4. The pictures, themselves.** Notice that each picture is identified and numbered on the back for easy reference. The numbers correspond to the numbers in the Picture Placement Key and in the actually story script (found in the Core Curriculum book.)

**5. Directions** for making the Hide 'n' Seek Kids "Bible" Folder and the **back/front images** to paste in place when making it. (Larger back/front images are found online with the curriculum.)

(**Directions** for how to make a homemade flannelgraph storyboard and sturdy storyboard pictures are found in **Appendix E in the Core Curriculum book.**)

### Ready, Set, Rip It Out!



This book is meant to be ripped up and made into your visual aids. The key concept signs can be cut out and laminated or slipped into sheet protectors. Cut out around the storyboard images and ideally, laminate these. Some of the biggest pictures actually need to be stuck together, before laminating.

### Store It!



Hide 'n' Seek Kids is a curriculum that can be used over and over. Store your visual aids and storyboard pictures after using them and they will serve you for many years. We store ours in manilla envelopes and then put them (along with all the rest of the curriculum) in magazine files, labelled by unit. If you have multiple classes using the curriculum, store each set of resources in separate manilla envelopes. This will make prep much simpler, second time around.

### Replacement Storyboard Pictures



You can always purchase this book again or simply go online and print out any pictures that go missing.

### Two Sizes of Storyboard Pictures



There are two sizes of storyboard pictures to choose from: the standard, large format pictures; or, the smaller format pictures. The larger pictures are best for a big classroom and a storyboard that is at least 36" x 48." (We actually make a whole section of a wall into a felt storyboard!) The small format pictures are created to fit smaller storyboards--in the 24" x 36" to 36" by 48" range. They are most useful in the smaller class or for use at home.

## The Case of the Son Who Came Down

*The Gospels*

of BQB

**Story-telling Tips**

Ahead of time:

1. Read the Bible verses and story. Pray!
2. Choose story action cues and/or prepare storyboard pictures, if using. (Included in Visual Aids book)
3. Practice telling story with the pictures, timing your presentation. Shorten, if necessary to fit your allotted time.

During your presentation:

1. Maintain as much eye contact as possible as you tell the story.
2. Put up storyboard figures/add story action cues as you tell the story. Allow the children to help you put them on the board, if desired.
3. Include the children in your story with a few questions about what they think will happen or words/concepts that might be new to them.
4. Watch the kids for signs that their attention span has been reached. Shorten, if necessary.

**INTRODUCTION/ LISTENING ASSIGNMENTS****“Our story is called: The Case of the Son Who Came Down. Here is your listening assignment...”***Read from Detective Dan’s Listening Assignment signs, but questions are summarized below:***Detective Dan’s Lesson #1 Listening Assignment:**

As you listen to the story, see if you can figure out:

1. Who was the son who came down?
2. Where did he come down from and what did he come to do?

**Detective Dan’s Lesson #2 Listening Assignment:**

Our Bible verse is 1 Peter 3:18: “Christ suffered once for sins, the righteous for the unrighteous, that He might bring us to God.”

As you listen to the story, see if you can figure out:

1. Who did Jesus die for?
2. Who did Jesus bring us to?

**Detective Dan’s Lesson #3 Listening Assignment:**

I found four clues, but one of them is NOT in the story.

They are: a manger; a dead man; a rainbow; and a sick man.

*Hold up each of the four pictures for the children to see as you identify them. Better yet, put them up on your flannelgraph board, off to one side.*

I need to know:

1. Which three pictures one does not belong in the story?
2. How were the other things important in our story?

**Detective Dan’s Lesson #4 Listening Assignment:**

As you listen to the story, see if you can figure out:

1. What do God’s people thank Jesus for doing?
2. What are some things they thank Jesus for doing when He came to earth?

**Detective Dan’s Lesson #5 Listening Assignment:**

As you listen to the story, see if you can figure out:

1. What bad thing did Jesus’ enemies do to Jesus?
2. What good thing did God use that bad thing to do for God’s people?

**Read the questions, THEN SAY,***“Ok, Hide ‘n’ Seekers! Put on your best listening ears and see if you can hear the answers to Detective Dan’s questions. When I finish telling the story, we will see if we can answer all the questions.”*

**"The Case of the Son Who Came Down" The Gospels**

**Story with lines separating paragraphs (text in bold, optional interaction cues in italics)** Numbers correspond to storyboard pictures and placement upon the storyboard. Always feel free to use less pictures, if it's best for your kids. Simply, black out the numbers next to pictures you do not plan to use. All pictures are found in the Visual Aids book. Put BG (background) pictures on storyboard ahead of time. SB pictures (listed below in story text) are added to board as you tell the story. These numbers are also found on the back of each picture.

*Tip: Stack pictures in numerical order before telling story for easy use. Use sticky-back velcro to attach pictures to storyboard felt. Use sticky-tac putty to stick a picture on top of another picture.*

**This story starts out in the most amazing home there has ever been. It was a home that was always filled with love, and goodness, and happiness, and beauty, and light. (SB1) It was a home better than any home you can ever imagine. It was perfect and wonderful.**

**And what made it so perfect and wonderful? God (SB2) did. This was His home. It's called heaven. And it is a place so perfectly wonderful that you would never want to leave.**

*Have you ever been to a place you loved so much that you never wanted to leave? Heaven is even better than that!*

**But you know, there was someone who DID choose to leave that perfectly wonderful home. It was Jesus, God's Son.**

**Now Jesus didn't choose to leave heaven because He didn't like it or because He was bored or anything like that. No, sirree! Jesus LOVED His home! He LOVED shining with the beautiful brightness of God's glory! He LOVED that there was never any sadness or badness! He LOVED hearing the angels praising God. And most of all, Jesus LOVED the special closeness of God in heaven!**

**But, if Jesus loved His home in heaven so much, why did He leave it? There was just one reason: God's great love for people like you and me. You see, long ago people started disobeying God and His good ways (SB3); and while God LOVES people, He hates badness. The big Bible word for badness is "sin." This sin (SB4) broke the special closeness that people could have with God. It broke it so badly that we could never fix it by ourselves.**

*Can you think of something bad or sad in our world now? I can! All those bad and sad things came through sin.*

**God wanted people to know Him and enjoy special closeness with Him. But first, something had to be done about that sin that separated people from Him, and God knew He was the only one who could do it. (SB5) So, God chose to send His Son, Jesus, to rescue us—to be our Savior. And Jesus delighted to obey. God loves us that much!**

**That's why Jesus left His wonderful home in heaven; and one night, long ago, He was born a baby right here on earth. (SB6) Jesus was still God, but now He was a human, too: with arms, legs, ears, and a nose, like you and me.**

*Can you pretend you are rocking a baby in your arms, like Mary might have rocked baby Jesus?*

**Jesus was a human just like us, and yet, He was also VERY different from us in one VERY BIG way. Jesus was born perfect! He had no badness or sin in His heart! It was full of perfect love and goodness. Isn't that amazing! There has never been anyone like Jesus before, and there never will be again!**

**Jesus was born a tiny, baby boy that Christmas night. He was born out in a barn-like place where they kept animals. And instead of a bed, he slept in a manger, the animal feeding bowl! and put in a manger—the animal feeding bowl! Oh, how very different this new home was from Jesus' home in heaven! Oh, how much God loved us to send His Son here to be our Savior like this! Beautiful angels appeared in the sky. They shone with the light of God's goodness. They sang out the good news: "God's Son has come from heaven to bring you to God! He has come to be your Savior! Yay!"**



*Story with lines separating paragraphs (text in bold, optional interaction cues in italics)*

**Jesus was born a baby, but He didn't stay that way! He (SB7) grew up to be a little boy...then, a big boy... then, a teenager...and then, a full-grown man!**

*Squat down with arms near the ground, palms facing up, then stand up, raising your arms as you go.*

**When Jesus was all grown up, He did a lot of great and amazing things.**

**What kind of things did He do? Well... Jesus (SB8) taught people lots of things about God. And, Jesus (SB9) forgave people for disobeying God. Jesus made (SB10) sick people well, and He even (SB11) raised dead people back to life... and NOT with medicine, but just by God's great power! Can you imagine that?!**

**Jesus did these and many other wonderful things. Do you know why He did them? To show us that He had come to bring us to God, and to help us to trust in Him as our Savior.**

**Many people listened to what Jesus said and saw the wonderful things He did. And do you know what they began to think? (SB12) "Jesus is God's Son! He came to bring us to God!"**

**But then one day, something very hard and sad happened. It was something that no one but Jesus thought would happen. Jesus' enemies (SB13) took Him and hurt Him. They (SB14) put Him up on cross to suffer and die.**

*Can you make a cross shape with your pointer fingers?*

**Jesus' body hurt so much! His spirit hurt so much, too. Why did Jesus hurt so much? Why did His enemies get to do this to Him? Was it because of something Jesus had done wrong? No, it was not! Jesus hurt so much NOT because of anything bad He had done. Jesus hurt so much for God's people and their sins. He was giving up His perfect life as the perfect payment for their sins. He chose to take ALL the punishment that they deserved for disobeying God. Jesus took all their punishment, so they wouldn't have to! God forgave their sins because of Jesus!**

**Why would Jesus do that? Because Jesus came to bring us to God...and that was the only way to do it!**

**Jesus suffered and died on the cross that day. His friends came and (SB15) buried His body in a cave-grave, sealed shut with a (SB16) HUGE stone! They were (SB17) so sad that Jesus had died! Jesus had told His friends that something amazing would happen after He died. He told them He wouldn't stay dead, but would come back to life. He was God's Son. He couldn't stay dead! But Jesus' friends didn't see how this could happen. They stayed sad. They had given up. They thought that this was the end of the story for Jesus.**

*Can you show me your saddest face? That's how Jesus' friends felt about Jesus being dead.*

**Jesus' enemies put (SB18) strong soldiers in front of Jesus' cave-grave to guard it. They wanted to make sure Jesus' body stayed put.**

**But a big stone and strong guards weren't enough to stop God's plans! No way! That cave-grave wasn't the end of the story for Jesus AT ALL! Maybe Jesus stayed dead in that cave-grave on (SB19) Day One and Day Two, but on (SB20) Day Three, EVERYTHING CHANGED!**

*Hold up one finger, then add a second finger, then a third.*

*Story with lines separating paragraphs (text in bold, optional interaction cues in italics)*

**What a big surprise met (SB21) Jesus' friends when they went to the cave-grave early Sunday morning on Day Three!**

**The ground rumbled with an earthquake-shake! shake! shake!--as (SB22) a beautiful, bright, shiny angel came down from heaven. He went to the cave-grave and he rolled back that huge stone all by himself. Then he sat down right on top of it!**

*Can you flap your arms like angel wings? Can you stomp your feet and make the rumbling sound of an earthquake?*

**The soldiers and Jesus' friends were so afraid (SB23)! But the angel said to Jesus' friends, "Don't be afraid! Jesus isn't here! He's risen from the dead, just as He said He would! Go look in the cave and see for yourselves! Then go, tell the others: Jesus is alive!" the angel urged them. "Tell them that soon they will see Him, too."**

**Jesus' friends looked inside the cave. Sure enough--NO JESUS! Only the (SB24) white cloth He had been buried in was there. Jesus was gone, just as the angel said!**

**Still afraid, but filled with joy and so EXCITED, Jesus' friends ran off to tell the others the good news: God had really raised Jesus from the dead, never to die again! Jesus had beaten sin and death! God had completely forgiven His people for disobeying Him! Now, they could have the special closeness with God He created them to have! Yay!**

*Let's clap and cheer! Jesus did it!*

**After (SB25) Jesus rose from the dead, He went to see His friends, just as He promised. Jesus visited them that day and many other days. He told them more things about God and His good plans. He promised to send the Holy Spirit to live in their hearts, giving them (SB26) special closeness with God. And, He told them about His wonderful home in heaven, where (SB27) everyone who lives for God and trusts in Him as their Savior would come and live with Him one day. That would be best of all!**

**Then up, up, up went (SB28) Jesus to heaven, His home, to fully enjoy all the special closeness of God again.**

*Point up to heaven.*

**Do you know why? Because Jesus came to bring us to God...and yay! He had done it!**

**Cracking the Case:** (story wrap-up for Listening Assignments)

It's time to see how we did with our Listening Assignment.

**Detective Dan's Lesson #1 Listening Assignment:****1. Who was the son who came down?**

Jesus, the Son of God.

**2. Where did he come down from and what did he come to do?** He came down from heaven to bring us to God.

**For You and Me:**

Isn't it amazing that Jesus would leave His wonderful home in heaven to bring us to God! Isn't it amazing that He would love us so much to suffer and die for the sins of God's people! We can be God's people, too, when we turn away from our sins and trust in Jesus as our Savior.

**Detective Dan's Lesson #2 Listening Assignment:****Our Bible Verse is: 1 Peter 3:18:**

"Christ suffered once for sins, the righteous for the unrighteous, that He might bring us to God."

**1. Who did Jesus die for?**

For the unrighteous--that is, for people like you and me who do bad things.

**2. Who did Jesus bring us to?**

To God. We can know God and live as His people because of Jesus!

**For You and Me:**

Jesus was so perfectly good (righteous) and He gave up His life so that we could be forgiven for all the bad things we do and could be God's people. You and I can become God's people, when we turn away from our sins and trust in Jesus as our Savior.

**Detective Dan's Lesson #3 Listening Assignment:**

I found four clues, but one of them is NOT in the story. They are: a manger; a dead man; a rainbow and a sick person.

I need to know:

**1. Which three pictures belong in the story and which one does not?** The rainbow does not.

**2. How were the other three things important in our story?**

Jesus was put in a manger (a place where they put animal food) when He was born. Jesus healed many sick people and even raised dead people back to life. He showed people that He was God's Son and He had come to bring them to God.

**For You and Me:**

Jesus left His home in heaven and came to earth to show us what God is like and to bring us to God. How much He loved sinful people like you and me! He did all of these things to save us!

**Detective Dan's Lesson #4 Listening Assignment:****1. What do God's people thank Jesus for doing?**

For bringing them to God.

**2. What are some things they thank Jesus for doing when He came to earth?**

They thank Him for teaching them about God; for showing them His mighty power by the great things He did; and, most of all, for suffering and dying on the cross to pay for their sins.

**For You and Me:**

God's people have so much to thank Jesus for doing when He came to earth. We do, too. We can learn from what Jesus taught when we read His words in the Bible. We can learn about the amazing things He did. We can turn from our sins and trust in Him as our Savior, too. Then we will be God's people, too!

**Detective Dan's Lesson #5 Listening Assignment:****1. What bad thing did Jesus' enemies do to Jesus?**

They hurt Jesus and put Him on a cross to suffer and die.

**2. What good thing did God use that bad thing to do for God's people?**

Jesus took the punishment for the sins of God's people when He suffered and died on the cross. Jesus rose from the dead on the third day, showing that He had really beat sin and death for them!

**For You and Me:**

We all disobey God. We need a Savior. Jesus can save us from our sins and make us God's people, too, when we repent of our sins and trust in Him as our Savior. God loves to help us do this!

**The Gospel** (story wrap-up if NOT using Listening Assignments)**Our Bible Truth is:****What Did Jesus Come to Do?****Jesus Came to Bring Us to God!**

This is the good news the friends of Jesus believed and celebrated, long ago.

It's also good news for us today! For now, ANYONE who says sorry to God for disobeying Him and asks Jesus to be their Savior, God will forgive them and will save them. This promise is even for you and me! Yes! WE can know God in our hearts now. Then one day, we can go to live happily with God forever in His perfectly wonderful home.

*Close in prayer.*

**Closing Unit 9 ACTS Prayer**

A=Adoration C=Confession T=Thanksgiving S=Supplication

- A** Jesus, we praise You for being our Savior. You came to bring us to God.
- C** God, You sent Jesus to save us, and we certainly do need a Savior! We are all sinners who choose to disobey You and Your good rules. We deserve Your punishment, not Your love. Please forgive us for disobeying You and Your good rules. Please rescue us from the punishment our sins deserve!
- T** Thank You, Jesus, for dying on the cross to save all who trust in You as their Savior. You took the punishment they deserved for disobeying God. You made the way to bring us to God.
- S** God, work in our hearts. Help us to see that we are sinners who have disobeyed you. Help us to turn away from our sins and ask You to save us. Help us to trust in Jesus as our Savior. Help us to know You in our hearts even today. In Jesus' name we pray. Amen.



BIG QUESTION 9



# What did Jesus come to do?



ANSWER: **Jesus came to bring us to God!**

# The Big Question

*Hold up the Big Question sign for all the children to see, and say:*

The Big Question we are investigating today is  
Big Question Number 9:

**What Did Jesus Come to Do?**  
and the Answer is:  
**Jesus Came to Bring Us to God!**

## Meaning:

In the beginning, God created the world. Everything God created was perfect. Best of all, people knew and loved God in a wonderful, perfectly close way. How good was the world that God created!

But sadly, life did not stay this way. People chose to disobey God and this perfect life was broken. Disobeying God is called "sin." People's sin brought sickness, sadness, and death into God's good world. Sin broke our special closeness with God, too. We can see it when we look inside our hearts. We do not love God or others as we should. Saddest of all, sin meant we deserved never to know God's love, only His punishment for our sins.

But God has been so kind to us. He has treated us much better than we could ever deserve! Even from the very beginning, God had an amazing plan to rescue us. He promised to send a Savior who would rescue His people. This Savior would take the punishment for their sins, so they wouldn't have to.

This is how He would make them God's people. Who was that Savior? God's Son, Jesus. And who are God's people? All who turn away from their disobeying and trust in Him as their Savior. Jesus came to bring us to God! We can be God's people, too, if we trust in Jesus as our Savior. Ask Him to help you!

Let's sing our Big Question Song:"

## Big Q & A q Song

*HSK ESV Songs 9, track 12  
(adapted version of "This Old Man")*

What did Jesus come to do?  
What did Jesus come to do?  
Jesus came to bring us to God.  
That's what Jesus came to do!

**“Christ suffered once for sins,  
the righteous for the unrighteous,**



**that He might bring us to God.” I Peter 3:18, ESV  
I Peter 3:18, ESV**

# Unit 9 Bible Verse

"Who would like to get our Bible verse out of the Big Question Briefcase for me?"

*Choose a child to open the briefcase, take out the "Bible" with the Bible Verse in it and hand it to you. Remove the Bible Verse Picture from the "Bible" (held in place by velcro) and hold it up for all the children to see, then say:*

## **1 Peter 3:18, ESV**

"Christ suffered once for sins, the righteous for the unrighteous, that He might bring us to God."

### **Meaning:**

What did Jesus come to do? Jesus came to bring us to God! That's just what this Bible verse tells us. We are all sinners and deserve God's punishment. We could never come to God on our own. But Jesus came to take God's punishment for sin for EVERYONE who turns away from rebelling against God and trusts in Jesus as their Savior! Yes! God forgives them and makes them His very own people. They can know God in their hearts now. And one day, they will get to live with Him forever. This is how we can become God's people, too. Thank You, Jesus!

"We've said our Bible verse, now let's sing it!"

## **Christ Suffered Once for Sins:**

### **1 Peter 3:16**

*HSK ESV Songs 9, track 14, 14T*

Christ suffered once for sins,  
That He might bring us to God,  
Christ suffered once for sins,  
That He might bring us to God.

The righteous for the unrighteous,  
The righteous for the unrighteous,  
The righteous for the unrighteous,  
The righteous for the unrighteous,  
The righteous for the unrighteous,  
That He might bring us to God.  
First Peter Three, eighteen.

"Now it's time to do a bit more deep down investigating. Let's read Detective Dan wants us to help him figure out. Would someone like to get it out for me?"



VISUAL

Place

verse in

take out


AID

#3

HSK Bible  
Folder

Big  
Questions  
Bible  
of BQB

HSK Bible  
Folder



# Detective Dan's Listening Assignment #1



# Detective Dan's Listening Assignment #1



Hi, Hide 'n' Seek Kids!  
I'm working on a brand-new case called:  
"The Case of the Son Who Came Down."

I need to find out:

1. Who was the son who came down?
- AND
2. Where did he come down from and what did he come to do?

Can you help me? Listen carefully to the story and you might just hear the answers!

Thanks!

Detective Dan

***Then say,*** "Ok, Hide 'n' Seekers! Put on your best listening ears and see if you can hear the answers to Detective Dan's questions. When I finish telling the story, we will see if we can answer all of his questions."

*Read the Bible Truth story, putting up the storyboard pictures as you tell it.  
At the end of the story, repeat the questions and lead the children in answering them. Present the gospel and close in prayer.*

\*Answers to assignment questions, the gospel and ACTS prayer are also included at the end of the story text.\*

Answers:

1. **Who was the son who came down?** Jesus, the Son of God.
2. **Where did he come down from and what did he come to do?** Jesus came down from heaven to bring us to God.

**For You and Me:**

Isn't it amazing that Jesus would leave His wonderful home in heaven to bring us to God! Isn't it amazing that He would love us so much to suffer and die for the sins of God's people! We can be God's people, too, when we turn away from our sins and trust in Jesus as our Savior.



VISUAL

Place  
verse in

take out

#4

HSK  
Bible  
Folder

HSK  
Bible  
Folder

HSK Bible  
Folder



# Detective Dan's Listening Assignment #2



# Detective Dan's

## Listening Assignment #2



Hi, Hide 'n' Seek Kids!

I'm still working on the case called:

"The Case of the Son Who Came Down."

Our Bible verse is 1 Peter 3:18:

**"Christ suffered once for sins, the righteous for the unrighteous, that He might bring us to God."**

**I need to find out:**

**1. Who did Jesus die for?**

**AND**

**2. Who did Jesus bring us to?**

**Can you help me? Listen carefully to the story and you might just hear the answers!**

**Thanks for your help!**

**Detective Dan**

***Then say,*** "Ok, Hide 'n' Seekers! Put on your best listening ears and see if you can hear the answers to Detective Dan's questions. When I finish telling the story, we will see if we can answer all of his questions."

*Read the Bible Truth story, putting up the storyboard pictures as you tell it.*

*At the end of the story, repeat the questions and lead the children in answering them. Present the gospel and close in prayer.*

\*Answers to assignment questions, the gospel and ACTS prayer are also included at the end of the story text.\*

**Answers:**

**1. Who did Jesus die for?**

For the unrighteous--that is, for people like you and me who do bad things.

**2. Who did Jesus bring us to?**

To God. We can know God and live as His people because of Jesus!

**For You and Me:**

Jesus was so perfectly good (righteous) and He gave up His life so that we could be forgiven for all the bad things we do and could be God's people. You and I can become God's people, when we turn away from our sins and trust in Jesus as our Savior.





VISUAL  
AID  
#5A

Place  
verse in



HSK Bible  
Folder  
of BQB



# Detective Dan's Listening Assignment #3



# Detective Dan's

## Listening Assignment #3



Hi, Hide 'n' Seek Kids!

I'm still working on the case called:

"The Case of the Son Who Came Down."

I found four clues, but one of them is **NOT** in the story. They are: a manger; a sick man; a rainbow and a dead man.

*Hold up each of the four pictures for the children to see as you identify them. Better yet, put them up on your flannelgraph board, off to one side.*

**I need to know:**

1. Which of the pictures does not belong in the story?  
**AND**
2. How were the other three things important in our story?

Can you help me? Listen carefully to the story and you might just hear the answers!

Thanks!  
Detective Dan

***Then say.*** "Ok, Hide 'n' Seekers! Put on your best listening ears and see if you can hear the answers to Detective Dan's questions. When I finish telling the story, we will see if we can answer all of his questions."

*Read the Bible Truth story, putting up the storyboard pictures as you tell it.*

*At the end of the story, repeat the questions and lead the children in answering them. Present the gospel and close in prayer.*

\*Answers to assignment questions, the gospel and ACTS prayer are also included at the end of the story text.\*

Answers:


1. **Which of these pictures does not belong in the story?** The rainbow does not.
2. **How were the other three things important in our story?** Jesus was put in a manger (a place where they put animal food) when He was born. Jesus healed many sick people and even raised dead people back to life. He showed people that He was God's Son and He had come to bring them to God.

**For You and Me:**


Jesus left His home in heaven and came to earth to show us what God is like and to bring us to God. How much He loved sinful people like you and me! He did all of these things to save us!



Sick Man



Manger





HSK 9 Lesson 3 Listening Assignment Clue Picture 2 for kids



HSK 9 Lesson 3 Listening Assignment Clue Picture1 for kids

Dead man



Rainbow





HSK 9 Lesson 3 Listening Assignment Clue Picture 4 for kids



HSK 9 Lesson 3 Listening Assignment Clue Picture 3 for kids

VISUAL  
AID

Place  
verse in


take out

#6

Big  
Question  
Folder

HSK  
Bible  
Folder

HSK Bible  
Folder  
of BQB



# Detective Dan's Listening Assignment #4



# Detective Dan's

## Listening Assignment #4



Hi, Hide 'n' Seek Kids!

I'm still working on the case called:

"The Case of the Son Who Came Down."

I need to find out:

1. What do God's people thank Jesus for doing?
- AND
2. What are some things they thank Jesus for doing when He came to earth?

Can you help me? Listen carefully to the story and you might just hear the answers!

Thanks!

Detective Dan

***Then say.*** "Ok, Hide 'n' Seekers! Put on your best listening ears and see if you can hear the answers to Detective Dan's questions. When I finish telling the story, we will see if we can answer all of his questions."

*Read the Bible Truth story, putting up the storyboard pictures as you tell it.*

*At the end of the story, repeat the questions and lead the children in answering them. Present the gospel and close in prayer.*

\*Answers to assignment questions, the gospel and ACTS prayer are also included at the end of the story text.\*

Answers:

1. **What do God's people thank Jesus for doing?** For bringing them to God.
2. **What are some things they thank Jesus for doing when He came to earth?** They thank Him for teaching them about God; for showing them His mighty power by the great things He did; and, most of all, for suffering and dying on the cross to pay for their sins.

**For You and Me:**

God's people have so much to thank Jesus for doing when He came to earth. We do, too. We can learn from what Jesus taught when we read His words in the Bible. We can learn about the amazing things He did. We can turn from our sins and trust in Him as our Savior, too. Then we will be God's people, too!



VISUAL  
AID

#7

Place  
verse in



take out  
the  
Question  
Review  
of BQB



# Detective Dan's Listening Assignment #5



# Detective Dan's

## Listening Assignment #5



Hi, Hide 'n' Seek Kids!  
I'm still working on the case called:  
"The Case of the Son Who Came Down."

I need to find out:

1. What bad thing did Jesus' enemies do to Jesus?
- AND
2. What good thing did God use that bad thing to do for God's people?

Can you help me? Listen carefully to the story and you might just hear the answers!

Thanks!

Detective Dan

***Then say.*** "Ok, Hide 'n' Seekers! Put on your best listening ears and see if you can hear the answers to Detective Dan's questions. When I finish telling the story, we will see if we can answer all of his questions."

*Read the Bible Truth story, putting up the storyboard pictures as you tell it. At the end of the story, repeat the questions and lead the children in answering them. Present the gospel and close in prayer.*

\*Answers to assignment questions, the gospel and ACTS prayer are also included at the end of the story text.\*

Answers:

1. **What bad thing did Jesus' enemies do to Jesus?** They hurt Jesus and put Him on a cross to suffer and die.
2. **What good thing did God use that bad thing to do for God's people?** Jesus took the punishment for the sins of God's people when He suffered and died on the cross. Jesus rose from the dead on the third day, showing that He had really beat sin and death for them!

**For You and Me:**

We all disobey God. We need a Savior. Jesus can save us from our sins and make us God's people, too, when we repent of our sins and trust in Him as our Savior. God loves to help us do this!

---

## HSK 9 Storyboard Picture Key: Background Pictures (BG)

---

Put these pictures in place on your storyboard BEFORE you tell your story.

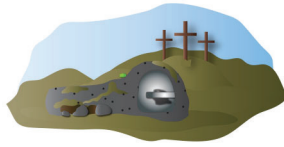
**BG1 Heaven**



**BG2 Nativity  
Scene**



**BG3 Tomb  
Scene**



# HSK 9 Storyboard Picture Key: Storyboard Pictures (SB)

Store these pictures in numerical order in your HSK Bible Folder.

Add these to your story as you tell it. Numbers correspond to placement order.

**SB1 Life in  
God's  
Home**



**SB2 God**



**SB3 People Disobeying  
God**



**SB4 Special Closeness  
with God Broken**



**SB5 God's Plan to Send  
a Savior--Jesus**



**SB6 Mary, Joseph  
and Baby Jesus**



**SB7 Jesus Grows Up**



**SB8 Jesus Teaching  
People about God**



**SB9 Jesus Forgiving Sins**



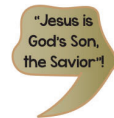
**SB10 Jesus Healing  
Sick People**



**SB11 Jesus Raising Dead  
Person Back to Life**



**SB12 "Jesus Is God's Son,  
the Savior!"**



**SB13 Jesus' Enemies**



**SB14 Jesus Dying for  
God's People Sins**



**SB15 Jesus' Body**



**SB16 Stone**



**SB17 Jesus' Friends, Sad**



**SB18 Soldiers, Guarding**



**SB19 Days 1,2**



**SB20 Day 3**



**SB21 Jesus' Friends Going  
to the Tomb**



**SB22 Angel**



**SB23 Soldiers, Scared**



**SB24 White Burial Cloth**



**SB25 Jesus' Friends Happy  
with Risen Jesus**



**SB26 God's People Enjoying  
Special Closeness with  
God, Here on Earth**



**SB27 God's People at Home  
with God Forever**


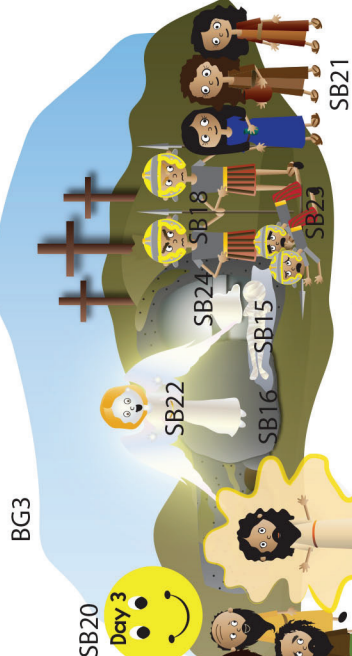






**SB28 Jesus in Heaven**





Note: Use sticky tac putty rather than velcro on back of pictures placed on top of other pictures.





NOTE:

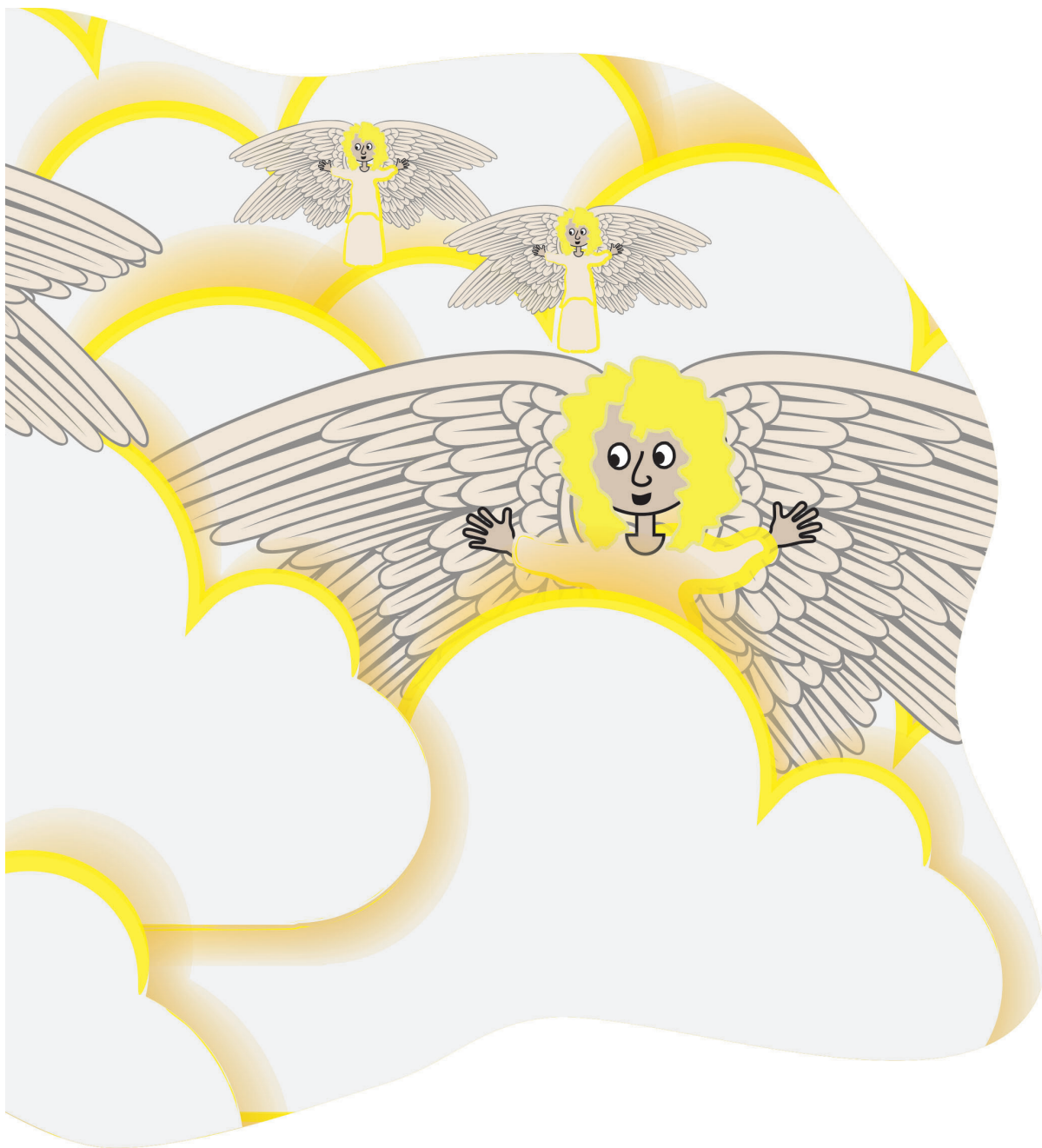
Some of the larger images are assembled from two or more pages. You can make these easier to fold by leaving a small gap in the lamination between the pieces. This allows you to fold the image along the gap.



leave slight gap here  
to create a "hinge" for  
easy folding



BG1 Heaven pt 1 of 2  
HSK 9 Story  
glue together, then laminate  
Place on board BEFORE telling story



BG1 Heaven pt 2 of 2  
HSK 9 Story  
glue together, then laminate  
Place on board BEFORE telling story



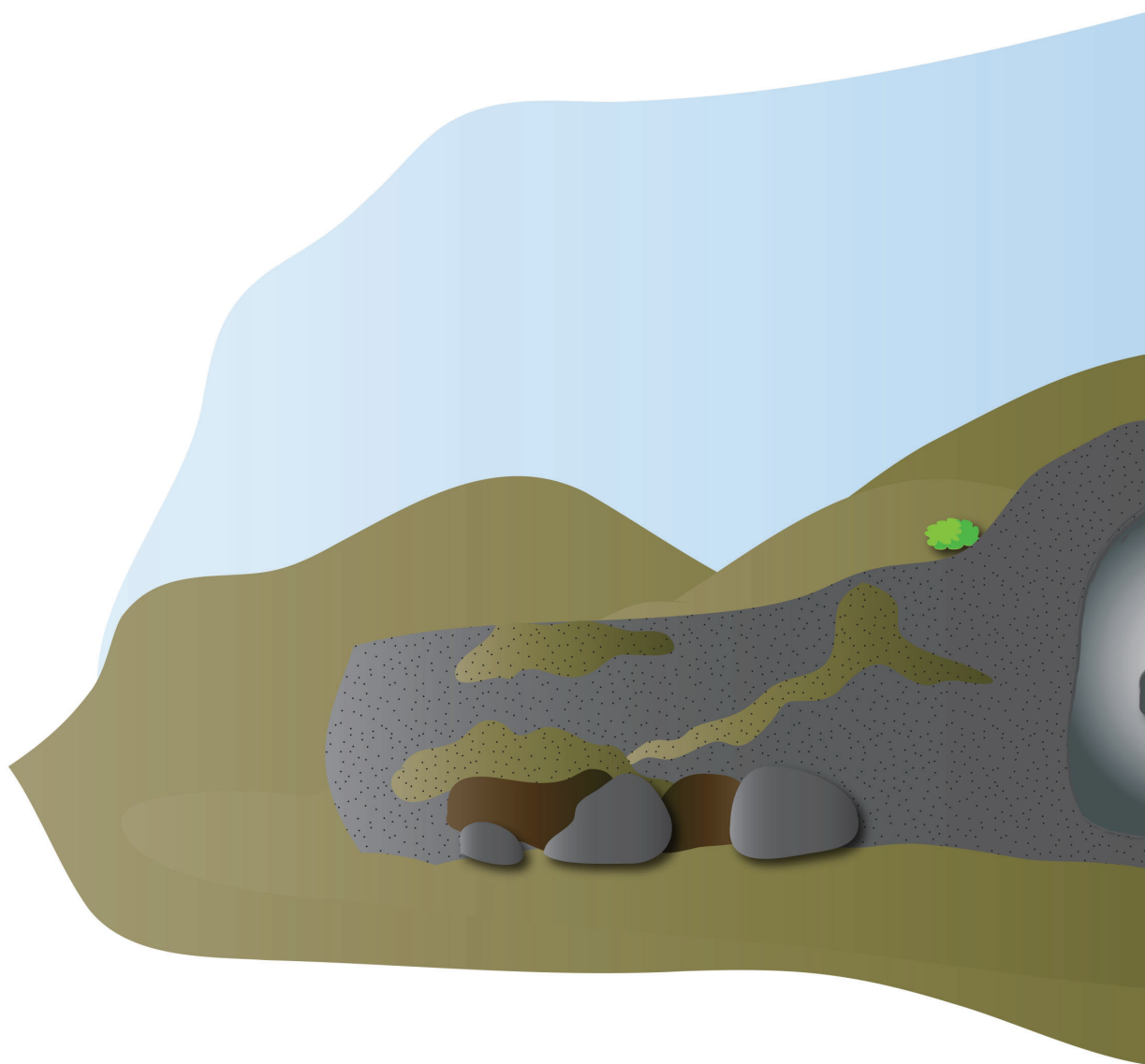


BG2 Nativity Scene pg 1 of 2  
HSK 9 Story  
glue together, then laminate  
Place on board BEFORE telling story



BG2 Nativity Scene pg 2 of 2  
HSK 9 Story  
glue together, then laminate  
Place on board BEFORE telling story





BG3 Tomb Scene pg 1 of 2  
HSK 9 Story  
glue together, then laminate  
Place on board BEFORE telling story




BG3 Tomb Scene pg 2 of 2  
HSK 9 Story  
glue together, then laminate  
Place on board BEFORE telling story





SB3 People Disobeying God  
HSK 9 Story


SB4 Special Closeness with God  
Broken  
HSK 9 Story



SB1 Love, goodness, happiness, beauty  
and light of God's home  
HSK 9 Story

SB2 God  
HSK 9 Story







SB5 God's Plan to Send a Savior--Jesus  
HSK 9 Story

SB6 Mary, Joseph  
and Baby Jesus  
HSK 9 Story

SB16 Stone  
HSK 9 Story

SB24 White  
Burial Cloth  
HSK 9 Story

SB28 Jesus in Heaven  
HSK 9 Story





SB18 Soldiers Guarding  
HSK 9 Story

SB22 Angel on Stone  
HSK 9 Story

SB7 Jesus Growing Up  
HSK 9 Story





"Jesus is  
God's Son,  
the Savior!"

**SB14 Jesus Dying for God's People  
Sins**  
HSK 9 Story

SB12 Jesus Is God's Son,  
the Savior!  
HSK 9 Story

SB13 Jesus' Enemies  
HSK 9 Story



Jesus did it!




SB26 God's People Enjoying Special  
Closeness with God Here on Earth  
HSK 9 Story






SB27 God's People at Home with God  
Forever  
HSK 9 Story




SB8 Jesus Teaching People about God  
HSK 9 Story





SB9 Jesus Forgiving Sins  
HSK 9 Story

SB10 Jesus Healing Sick People  
HSK 9 Story



**SB25 Jesus' Friends Happy  
with Risen Jesus**

SB15 Jesus' Body  
HSK 9 Story

SB 23 Scared Soldiers  
HSK 9 Story

SB17 Jesus' Friends Sad  
HSK 9 Story

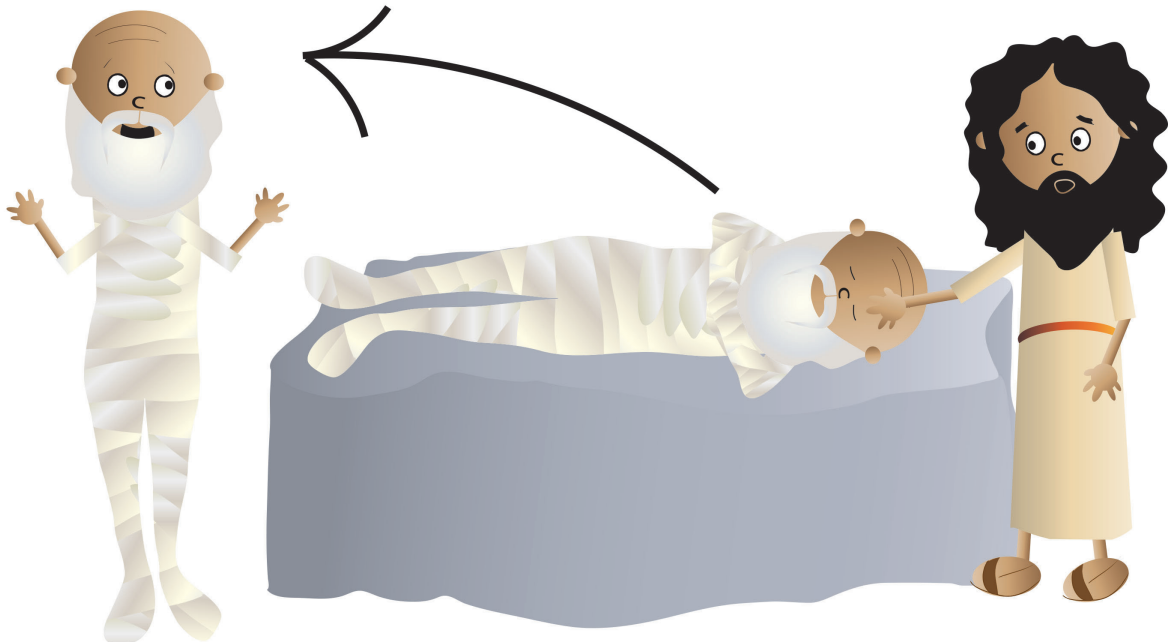


Day 1

Day 2



Day 3



SB21 Jesus' Friends Going to  
the Tomb  
HSK 9 Story

SB19 Sad on Day 1  
and Day 2  
HSK 9 Story

SB20 Happy on  
Day 3  
HSK 9 Story

SB11 Jesus' Bringing a Dead  
Man Back to Life  
HSK 9 Story



Optional Extra Wisemen Picture  
HSK 9 Story

# Hide 'n' Seek Kids

## Unit 10 Visual Aids





## About the Hide 'n' Seek Kids Visual Aids

### How Are They Used?



The Hide 'n' Seek Visual Aids book is a companion resource to be used alongside the Hide 'n' Seek Kids Core Curriculum book for each unit. These colorful pictures are used in presenting the key concepts; telling the Bible stories; and, in playing the Bible Story Review games.

### What Do They Include?



**There are five, different resources included in this book:**

**1. Key Concept Visual Aids**-- colorful signs of the Big Question and Answer, the Bible verse, and the Listening Assignments to use with the 5 lessons for each unit.

**2. The Storyboard Picture Key**--a who's who of the pictures in thumbnail size. Some pictures are labelled "BG." These are your background pictures that you put on the storyboard before telling the story. The rest of the pictures are labelled "SB." These are pictures you put up on the storyboard as you tell the story.


**3. Storyboard Suggested Picture Placement** page--where to place the pictures on your storyboard.

**4. The pictures, themselves.** Notice that each picture is identified and numbered on the back for easy reference. The numbers correspond to the numbers in the Picture Placement Key and in the actually story script (found in the Core Curriculum book.)

**5. Directions** for making the Hide 'n' Seek Kids "Bible" Folder and the **back/front images** to paste in place when making it. (Larger back/front images are found online with the curriculum.)

(**Directions** for how to make a homemade flannelgraph storyboard and sturdy storyboard pictures are found in **Appendix E in the Core Curriculum book.**)

### Ready, Set, Rip It Out!



This book is meant to be ripped up and made into your visual aids. The key concept signs can be cut out and laminated or slipped into sheet protectors. Cut out around the storyboard images and ideally, laminate these. Some of the biggest pictures actually need to be stuck together, before laminating.

### Store It!



Hide 'n' Seek Kids is a curriculum that can be used over and over. Store your visual aids and storyboard pictures after using them and they will serve you for many years. We store ours in manilla envelopes and then put them (along with all the rest of the curriculum) in magazine files, labelled by unit. If you have multiple classes using the curriculum, store each set of resources in separate manilla envelopes. This will make prep much simpler, second time around.

### Replacement Storyboard Pictures



You can always purchase this book again or simply go online and print out any pictures that go missing.

### Two Sizes of Storyboard Pictures



There are two sizes of storyboard pictures to choose from: the standard, large format pictures; or, the smaller format pictures. The larger pictures are best for a big classroom and a storyboard that is at least 36" x 48." (We actually make a whole section of a wall into a felt storyboard!) The small format pictures are created to fit smaller storyboards--in the 24" x 36" to 36" by 48" range. They are most useful in the smaller class or for use at home.

**The Case of the Heart Helper**

*Acts 1-2*



**Story-telling Tips**

Ahead of time:

1. Read the Bible verses and story. Pray!
2. Choose story action cues and/or prepare storyboard pictures, if using. (Included in Visual Aids book)
3. Practice telling story with the pictures, timing your presentation. Shorten, if necessary to fit your allotted time.

During your presentation:

1. Maintain as much eye contact as possible as you tell the story.
2. Put up storyboard figures/add story action cues as you tell the story. Allow the children to help you put them on the board, if desired.
3. Include the children in your story with a few questions about what they think will happen or words/concepts that might be new to them.
4. Watch the kids for signs that their attention span has been reached. Shorten, if necessary.

**INTRODUCTION/ LISTENING ASSIGNMENTS**

**“Our story is called: The Case of the Heart Helper. Here is your listening assignment...”**

*Read from Detective Dan’s Listening Assignment signs, but questions are summarized below:*

(Note: These questions are most appropriate for older preschoolers)

**Detective Dan’s Lesson #1 Listening Assignment:**

I need to find out:

1. Who was the helper who was coming?
2. Whose heart would he come to live inside of?

**Detective Dan’s Lesson #2 Listening Assignment:**

Our Bible verse is Ezekiel 36:26: “I will give you a new heart, and a new spirit I will put within you.”

As you listen to the story, see if you can figure out:

1. What did God promise to give to His people?
2. Who would this new spirit be? What would He do?

**Detective Dan’s Lesson #3 Listening Assignment:**

I found four clues, but one of them is NOT in the story.

They are: a heart, an apple, wind, and something like fire.

Hold up each of the four pictures for the children to see as you identify them. Better yet, put them up on your flannelgraph board, off to one side.

I need to know:

1. Which of these things was not in our story today?
2. How were the other three things important in our story?

**Detective Dan’s Lesson #4 Listening Assignment:**

As you listen to the story, see if you can figure out:

1. Who did the disciples ask God to send?
2. Did God answer their prayers right away or did they have to wait? Why?

**Detective Dan’s Lesson #5 Listening Assignment:**

As you listen to the story, see if you can figure out:

1. Who did God give the Holy Spirit to?
2. What did the Holy Spirit help God’s people do?

**Read the questions, THEN SAY,**

“Ok, Hide ‘n’ Seekers! Put on your best listening ears and see if you can hear the answers to Detective Dan’s questions. When I finish telling the story, we will see if we can answer all the questions.”

**"The Case of the Heart Helper" Acts 1-2**

**Story with lines separating paragraphs (text in bold, optional interaction cues in italics)** Numbers correspond to storyboard pictures and placement upon the storyboard. Always feel free to use less pictures, if it's best for your kids. Simply, black out the numbers next to pictures you do not plan to use. All pictures are found in the Visual Aids book. Put BG (background) pictures on storyboard ahead of time. SB pictures (listed below in story text) are added to board as you tell the story. These numbers are also found on the back of each picture.

*Tip: Stack pictures in numerical before telling story for easy use. Use sticky-back velcro to attach pictures to storyboard felt. Use sticky-tac putty to stick a picture on top of another picture.*

**Walk and talk; show and tell. For (SB1) one, two, three years Jesus walked around the land of Judah and talked to many people about God. He showed them what God was like and He did many amazing things, like (SB2) heal sick people without medicine, and even (SB3) raise the dead. Jesus told the people that He was the (SB4) Messiah, the special one sent to save God's people from their sins.**

*Can you say, "Messiah"? That's the special Bible word for Jesus, our Savior.*

**Walk and talk; show and tell... For one, two, three years. Now it was all going to end! Jesus (SB5) gathered together His special friends, the disciples, to tell them what would happen next: "The time has come for Me to leave you. My enemies are coming to get Me tonight. They will kill Me." Jesus told them. "And when they come for Me, you will all run away and leave Me."**

**What (SB6) sad news this was for Jesus' friends! Jesus was going to leave them and die, and they wouldn't even be brave enough to stay with Him! This was so terrible that they could hardly believe it!**

*Can you show me your saddest face? That's how Jesus' friends felt about what was going to happen to Jesus.*

**The disciples weren't just sad; they were (SB7) scared, too. They had walked and talked with Jesus day after day for three, whole years. If He left, who would show and tell them about God? They were so scared! How could they live without Jesus with them?**

**Jesus knew how sad and scared the disciples were. He comforted them: "Yes, My enemies will carry out their bad plans. They will kill Me. But God will be up to His good plans in it ALL! When I die, I'm going to make the way for you to go to heaven and live with (SB8) God forever," Jesus told them. "I'm going there to prepare a place for you to come and be with Me," He promised them.**

*Think of your favorite place to go and your favorite people to be with. Life with God in heaven will be much, much better than that!*

**"And, even though I'm going away, I won't leave you alone. God," Jesus promised. "God, My Father will send you the (SB9) Holy Spirit to help you. He will comfort you and make you bold and give you wisdom. He will always be with you, but He won't talk and walk alongside you like I did. No! He will come and live INSIDE YOU, showing and telling you what God is like...and that's even better!" Jesus told them.**

*What new place would God's Holy Spirit come to live and stay? Inside of God's people! How wonderful!*

**Later that night, everything started happening just like Jesus said it would—both bad and good. (SB10) Jesus' enemies came for Jesus and (SB11) Jesus' disciples ran away. His enemies took Jesus away to (SB12) suffer and die on a cross. How terribly did Jesus hurt! But as He hurt, Jesus paid for all the sins of God's people with His perfect life so they could be forgiven by God. Jesus died that day and was buried in a cave-grave. But on the third day, (SB13) Jesus rose up from the grave. He had really done it. Jesus had really beaten sin and death for God's people!**

*Yay! Jesus beat sin and death for God's people! Let's clap and cheer!*

**Jesus appeared to (SB14) His friends, the disciples, on that wonderful, third day and on many more days afterwards. For forty fabulous days Jesus walked and talked with them, showing them and telling them more about God and His good plans. How happy the disciples were! Oh, how wonderful it was to have Jesus with them again, walking, talking, showing them and telling them about God!**

*Smile your biggest smile for how happy the disciples were to have Jesus with them again.*

*Story with lines separating paragraphs (text in bold, optional interaction cues in italics)*

**But on Day Forty, it was time for Jesus to go home to heaven. On a hill called the Mount of Olives, Jesus said goodbye to (SB15) his friends. “I’m going home to heaven now, and I’m sending YOU out into the (SB16) whole world. Now it’s time for you to walk and talk, show and tell everyone about Me! I want them to know how they can be saved from their sins by trusting in Me as their Savior.”**

**“This is BIG job. You can’t do it on your own, but you don’t have to!” Jesus promised them. “I am sending (SB17) the Holy Spirit to come and live inside of you. He will change you. He will give you wisdom to know what to say and wisdom to understand God’s Word, the Bible. He will make you bold to do all the things I want you to do. Go to the big city of Jerusalem. Gather the other disciples. I will send Holy Spirit to you there,” Jesus told them. Then right before their eyes, the disciples watched Jesus rise off the ground, and go up, up, up through the clouds and up to (SB18) heaven.**

**Jesus was gone. That was so sad! But the Holy Spirit was coming! That was so happy! “Come on! Let’s go to Jerusalem and gather the others!” the disciples exclaimed. “Let’s get ready for the Holy Spirit!”**

**So off to Jerusalem, the disciples went. They (SB19) gathered the others together in a house. There were over a hundred of God’s people, all together, waiting and excited! Day after day they waited and prayed. When would the Holy Spirit come? No one knew exactly, but they hoped it would be soon!**

*Close your eyes and fold your hands in prayer.*

**At last the day did come. God made sure everyone in Jerusalem knew about it, in a very big way!**

**As the disciples gathered, something that sounded like a (SB20) great wind began to blow right inside their room! Then, something that looked like (SB21) fire rested on each of them. Wow! Then came God’s wonderful gift: His Holy Spirit (SB22) came to live inside their hearts. It was amazing! Now they would know God in a new, very close way in their hearts. Now He would be with them as they walked and talked and showed and told the world about Jesus. The Holy Spirit would help them do the great, big job of telling the world about Jesus—starting right then!**

**Then, on that extra special, amazing, first day, the Holy Spirit gave the disciples an extra special, amazing gift! He helped them speak to others in languages they had never learned! They burst out of the house and began speaking to (SB23) people about Jesus in these new languages. A (SB24) huge, noisy crowd gathered near the disciples and wondered, “What in the world is going on????!!”**

**“Shhh. I’ll tell you,” the (SB25) disciple Peter told the crowd. “Long ago, God promised to send the Holy Spirit to live inside His people in a new and special way. Today’s the day His promise has come true! It’s the gift He gives to all who believes in Jesus. If you turn away from your sins and believe in Jesus, God will save you and He will send His Holy Spirit to live inside you, too,” Peter exclaimed.**

**This was such exciting news! Imagine: God’s Holy Spirit living inside your heart, helping you know God and live for Him! Thousands of people in the crowd turned away from their sins and believed in Jesus that day. And God filled them all with (SB26) His Holy Spirit, too. Oh, how wonderful it was to have this new, special closeness with God in their hearts! Oh, how wonderful it was to have His comfort and His help!**

**What a day that was, when God sent the Holy Spirit to live inside His people for the first time! Who could forget all that whooshing wind, fiery flames and speaking in new languages! But far better than all those wonderful, big things God did that day, was Who each one of God’s people knew had quietly come to live in their hearts—God’s Holy Spirit. How happy they were that He would go on living inside them every day of their lives. He would change them to be more like Jesus. He would walk and talk, show and tell the world about Jesus. And He still is doing that in His people, even today!**

*Let’s clap and praise God for giving His people this wonderful gift of the Holy Spirit living inside their heart!*

**Cracking the Case:** (story wrap-up for Listening Assignments)

It's time to see how we did with our Listening Assignment.

**Detective Dan's Lesson #1 Listening Assignment:**

**1. Who was the helper Jesus promised to send?**

The Holy Spirit.

**2. How would He help God's people?**

He would come to live in their heart, helping them to love God and live for Him.

**For You and Me:**

God sent the Holy Spirit to live inside God's people long ago; and, He still sends Him to live inside of them, even today. He is God's wonderful gift to all who turn away from their sins and trust in Jesus as their Savior.

**Detective Dan's Lesson #2 Listening Assignment:**

**Our Bible verse is Ezekiel 36:26:** "I will give you a new heart, and a new spirit I will put within you."

As you listen to the story, see if you can figure out:

**1. What did God promise to give to His people?** He would put a new heart/new spirit within them.

**2. Who would this new spirit be? What would He do?** God's own Holy Spirit. He would change their heart and help them to love God and live for Him.

**For You and Me:**

God wants us to love Him and live for Him, but He knows we cannot do this on our own. We need His Holy Spirit to live within us and change our hearts. God gives His Holy Spirit to all who turn from their sins and trust in Jesus as their Savior.

**Detective Dan's Lesson #3 Listening Assignment:**

I found four clues, but one of them is NOT in the story. They are: a heart, an apple, wind, and something like fire.

**1. Which of these things was not in our story today?**  
An apple.

**2. How were the other three things important in our story?** Jesus promised to send His Holy Spirit to live inside His friends, the disciples, when He left them. He would be their helper. The disciples waited and waited for the Holy Spirit to come. At last He did, in a very exciting way. There was the sound of a great wind, then something that looked like fire appeared above their heads. Then, the Holy Spirit came into their hearts.

**For You and Me:**

God showed the world in an exciting way that He was sending the Holy Spirit to live inside His people's hearts. How amazing was that wind and fire! But the most important thing that happened that day was the Holy Spirit who came quietly into each person's heart to live. When we turn from our sins and trust in Jesus as our Savior, God will send the Holy Spirit to live in our hearts, too. There won't be wind and fire, like there was long ago. There will just be the Holy Spirit coming quietly into our hearts, helping us love God and live for Him.

**Detective Dan's Lesson #4 Listening Assignment:**

**1. Who did the disciples ask God to send?** His Holy Spirit.

**2. Did God answer their prayers right away or did they have to wait? Why?** They had to wait. God knew the best time for them to receive the Holy Spirit.

**For You and Me:**

God always knows what is best for us. He even knows when it is the best time for us to receive His good gifts. How wonderful it is to be one of God's people! We can know God is always caring for us in the best way. It truly is the best gift of all! We can be God's people when we turn away from our sins and trust in Jesus as our Savior.

**Detective Dan's Lesson #5 Listening Assignment:**

**1. Who did God give the Holy Spirit to?** All who turned away from their sins and trust in Jesus as their Savior.

**2. What did the Holy Spirit help God's people do?** He gave them a special closeness with God. He helped them love God and live for Him. He helped them tell others about Jesus.

**For You and Me:**

God will send the Holy Spirit to live in us, too, if we turn away from our sins and trust in Jesus as our Savior. He will come quietly to live in our hearts. Then He will help us to know and love God and live for Him.



**The Gospel** (story wrap-up if NOT using Listening Assignments)**Our Bible Truth is:****What Does the Holy Spirit Do in God's People?  
He Changes Their Heart!**

The disciples were so sad when Jesus left! They missed Him so much! But what a wonderful gift the Holy Spirit was, when God sent Him to live in their hearts. The Holy Spirit gave them a new, special closeness with God. He helped them love God and live for Him. How excited the disciples were to tell others how they could be saved through Jesus and have the Holy Spirit live in their hearts, too.

We, too, can have the Holy Spirit live in our hearts. We can know God in this wonderful way, when we turn away from our sins and trust in Jesus as our Savior. God loves to answer this prayer!

*Close in prayer.*

**Closing Unit 10 ACTS Prayer**

A=Adoration C=Confession T=Thanksgiving S=Supplication

- A** God, we praise You for being the Giver of Your Holy Spirit to Your people.
- C** God, we confess that we like our own way. Sometimes, we choose to disobey You to get what we want. We need Jesus to be our Savior! We need new hearts.
- T** Thank You, God, for being able to change our hearts. Thank You for sending Your Holy Spirit to live inside Your people and change their hearts. Thank You for sending Jesus, so we can be Your people.
- S** God, work in our hearts, that we might turn away from our sins and trust in Jesus as our Savior. Send Your Holy Spirit to live in our hearts, that we might love You and live for You, more and more.



In Jesus' name we pray. Amen.

***Return to page 7 of the Lesson Plan  
for the script of the rest of this lesson.***





# What does the Holy Spirit do in God's people?



ANSWER:

## He changes their hearts to be like Jesus!

VISUAL  
AID

#1

take out



of BQB

## The Big Question

*Hold up the Big Question sign for all the children to see, and say:*

The Big Question we are investigating today is Big Question Number 10:

**What Does the Holy Spirit Do in God's People?**  
and the Answer is:  
**He Changes Their Heart!**

### Meaning:

God's Holy Spirit works in our heart as we hear God's Word, the Bible. He gives us the gift of faith in Jesus. He helps us to turn away from living for ourselves and to being to live for God instead. This is how we become God's people. But that's just the beginning of what the Holy Spirit does in God's people! He goes on living inside of them their whole lives, helping them and changing their hearts. He helps them to know God and obey His laws. He helps them to love God and others as Jesus did. He comforts them when they are sad and helps them to be brave when they are scared. He helps them know the right way to live. The Holy Spirit in our hearts is God's wonderful gift to us, when we turn away from our sins and trust in Jesus as our Savior.


Let's sing our Big Question Song: "

## Big Q & A 10 Song

*HSK ESV Songs 10, track 12*

*(adapted version of "Pop, Goes the Weasel")*

What does the Holy Spirit do,  
Inside of God's people?  
What does the Holy Spirit do?  
He changes their heart!





# Unit 10 Bible Verse

"Who would like to get our Bible verse out of the Big Question Briefcase for me?"

*Choose a child to open the briefcase, take out the "Bible" with the Bible Verse in it and hand it to you. Remove the Bible Verse Picture from the "Bible" (held in place by velcro) and hold it up for all the children to see, then say:*

## **Ezekiel 36:26**

"I will give you a new heart, and a new spirit I will put within you."

### **Meaning:**

We like to have our own way, and sometimes we choose to go against God's good ways to do what we want. This is called sin, and it comes from deep inside us in our hearts. We need new hearts, alive with love for God if we are to be God's people. Only God can give us new hearts. His Holy Spirit lives inside us and changes our hearts when we turn from our sins and trust in Jesus as our Savior.

"We've said our Bible verse, now let's sing it!"

## **I Will Give You a New Heart:**

### **Ezekiel 36:26**

*HSK ESV Songs 10, track 14, 14T*

I will give you a new heart,  
And a new spirit I'll put within you.  
I will give you a new heart,  
And a new spirit I'll put within you.  
Ezekiel Thirty-six, twenty-six.

"Now it's time to do a bit more deep down investigating. Let's read Detective Dan wants us to help him figure out. Would someone like to get it out for me?"

VISUAL  
AID

Place  
verse in




HSK Bible  
Folder

take out



of BQB



# Detective Dan's Listening Assignment #1



# Detective Dan's Listening Assignment #1



Hi, Hide 'n' Seek Kids!

I'm working on a brand-new case called:

"The Case of the Heart Helper."

I need to find out:

1. Who was the helper Jesus promised to send?

AND

2. How would He help God's people?

Can you help me? Listen carefully to the story and you might just hear the answers!

Thanks!

Detective Dan

**Then say,** "Ok, Hide 'n' Seekers! Put on your best listening ears and see if you can hear the answers to Detective Dan's questions. When I finish telling the story, we will see if we can answer all of his questions."

*Read the Bible Truth story, putting up the storyboard pictures as you tell it.*

*At the end of the story, repeat the questions and lead the children in answering them. Present the gospel and close in prayer.*

\*Answers to assignment questions, the gospel and ACTS prayer are also included at the end of the story text.\*

Answers:

**1. Who was the helper Jesus promised to send?**

The Holy Spirit.

**2. How would He help God's people?**

He would come to live in their heart, helping them to love God and live for Him.

**For You and Me:**

God sent the Holy Spirit to live inside God's people long ago; and, He still sends Him to live inside of them, even today. He is God's wonderful gift to all who turn away from their sins and trust in Jesus as their Savior.



VISUAL  
AID

Place  
verse in  
take out

#4

HSK Bible  
Folder

Big  
Question  
Bridges  
of BQB

HSK Bible  
Folder



# Detective Dan's Listening Assignment #2



# Detective Dan's

## Listening Assignment #2



Hi, Hide 'n' Seek Kids!

I'm still working on the case called:

"The Case of the Heart Helper."

Our Bible verse is Ezekiel 36:26:

"I will give you a new heart, and a new spirit I will put within you."

As you listen to the story, see if you can figure out:

1. What did God promise to give to His people?

AND

2. Who would this new spirit be? What would He do?

Can you help me? Listen carefully to the story and you might just hear the answers!

Thanks for your help!

Detective Dan

***Then say,*** "Ok, Hide 'n' Seekers! Put on your best listening ears and see if you can hear the answers to Detective Dan's questions. When I finish telling the story, we will see if we can answer all of his questions."

*Read the Bible Truth story, putting up the storyboard pictures as you tell it.*

*At the end of the story, repeat the questions and lead the children in answering them. Present the gospel and close in prayer.*

\*Answers to assignment questions, the gospel and ACTS prayer are also included at the end of the story text.\*

Answers:

**1. What did God promise to give to His people?** He would put a new heart/new spirit within them.

**2. Who would this new spirit be? What would He do?** God's own Holy Spirit. He would change their heart and help them to love God and live for Him.

**For You and Me:**

God wants us to love Him and live for Him, but He knows we cannot do this on our own. We need His Holy Spirit to live within us and change our hearts. God gives His Holy Spirit to all who turn from their sins and trust in Jesus as their Savior.




VISUAL  
AID  
#5A

Place  
verse in



take out  
of BQB



# Detective Dan's Listening Assignment #3



# Detective Dan's

## Listening Assignment #3



Hi, Hide 'n' Seek Kids!  
I'm still working on the case called:  
"The Case of the Heart Helper."

I found four clues, but one of them is NOT in the story.  
They are: a heart; an apple; wind; and, (something like) fire.

*Hold up each of the four pictures for the children to see as you identify them. Better yet, put them up on your flannelgraph board, off to one side.*

**I need to know:**

**1. Which of these things was not in our story today?**

**AND**

**2. How were the other three things important in our story?**

**Can you help me? Listen carefully to the story and you might just hear the answers!**

**Thanks!**

**Detective Dan**

***Then say.*** "Ok, Hide 'n' Seekers! Put on your best listening ears and see if you can hear the answers to Detective Dan's questions. When I finish telling the story, we will see if we can answer all of his questions."

*Read the Bible Truth story, putting up the storyboard pictures as you tell it.*

*At the end of the story, repeat the questions and lead the children in answering them. Present the gospel and close in prayer.*

\*Answers to assignment questions, the gospel and ACTS prayer are also included at the end of the story text.\*

**Answers:**

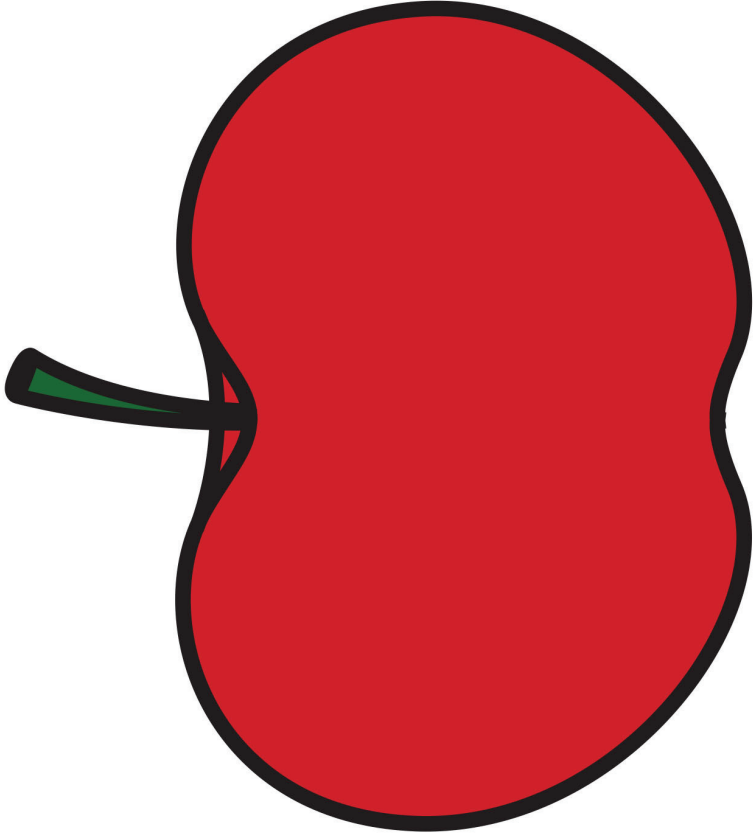
**1. Which of these things was not in our story today?** An apple.

**2. How were the other three things important in our story?** Jesus promised to send His Holy Spirit to live inside His friends, the disciples, when He left them. He would be their helper. The disciples waited and waited for the Holy Spirit to come. At last He did, in a very exciting way. There was the sound of a great wind, then something that looked like fire appeared above their heads. Then, the Holy Spirit came into their hearts.


**For You and Me:**


God showed the world in an exciting way that He was sending the Holy Spirit to live inside His people's hearts. How amazing was that wind and fire! But the most important thing that happened that day was the Holy Spirit who came quietly into each person's heart to live. When we turn from our sins and trust in Jesus as our Savior, God will send the Holy Spirit to live in our hearts, too. There won't be wind and fire, like there was long ago. There will just be the Holy Spirit coming quietly into our hearts, helping us love God and live for Him.

Apple



Heart





HSK 10 Lesson 3 Listening Assignment Clue Picture1 for kids




HSK 10 Lesson 3 Listening Assignment Clue Picture 2 for kids





(Something Like) Fire



Wind



HSK 10 Lesson 3 Listening Assignment Clue Picture 3 for kids



HSK 10 Lesson 3 Listening Assignment Clue Picture 4 for kids

VISUAL  
AID

#6

HSK  
Bible  
Folder


Big  
Question  
Mark

of BQB

HSK Bible  
Folder

Place  
verse in

take out



# Detective Dan's Listening Assignment #4



# Detective Dan's

## Listening Assignment #4



Hi, Hide 'n' Seek Kids!

I'm still working on the case called:

"The Case of the Heart Helper."

I need to find out:

1. Who did the disciples ask God to send?
- AND
2. Did God answer their prayers right away or did they have to wait? Why?

Can you help me? Listen carefully to the story and you might just hear the answers!

Thanks!

Detective Dan

***Then say.*** "Ok, Hide 'n' Seekers! Put on your best listening ears and see if you can hear the answers to Detective Dan's questions. When I finish telling the story, we will see if we can answer all of his questions."

*Read the Bible Truth story, putting up the storyboard pictures as you tell it.*

*At the end of the story, repeat the questions and lead the children in answering them. Present the gospel and close in prayer.*

\*Answers to assignment questions, the gospel and ACTS prayer are also included at the end of the story text.\*

Answers:

1. Who did the disciples ask God to send? His Holy Spirit.
2. Did God answer their prayers right away or did they have to wait? Why? They had to wait. God knew the best time for them to receive the Holy Spirit.

**For You and Me:**

God always knows what is best for us. He even knows when it is the best time for us to receive His good gifts. How wonderful it is to be one of God's people! We can know God is always caring for us in the best way. It truly is the best gift of all! We can be God's people when we turn away from our sins and trust in Jesus as our Savior.



VISUAL  
AID

#7

Place  
verse in



take out  
the  
Question  
Review  
of BQB



# Detective Dan's Listening Assignment #5



# Detective Dan's

## Listening Assignment #5



Hi, Hide 'n' Seek Kids!  
I'm still working on the case called:  
"The Case of the Heart Helper."

I need to find out:

1. Who did God give the Holy Spirit to?
- AND
2. What did the Holy Spirit help God's people do?

Can you help me? Listen carefully to the story and you might just hear the answers!

Thanks!  
Detective Dan

***Then say,*** "Ok, Hide 'n' Seekers! Put on your best listening ears and see if you can hear the answers to Detective Dan's questions. When I finish telling the story, we will see if we can answer all of his questions."

*Read the Bible Truth story, putting up the storyboard pictures as you tell it. At the end of the story, repeat the questions and lead the children in answering them. Present the gospel and close in prayer.*

\*Answers to assignment questions, the gospel and ACTS prayer are also included at the end of the story text.\*

Answers:

1. **Who did God give the Holy Spirit to?** All who turned away from their sins and trust in Jesus as their Savior.
2. **What did the Holy Spirit help God's people do?** He gave them a special closeness with God. He helped them love God and live for Him. He helped them tell others about Jesus.

**For You and Me:**

God will send the Holy Spirit to live in us, too, if we turn away from our sins and trust in Jesus as our Savior. He will come quietly to live in our hearts. Then He will help us to know and love God and live for Him.

---

## HSK 10 Storyboard Picture Key: Background Pictures (BG)

---

Put these pictures in place on your storyboard BEFORE you tell your story.

**BG1 Judah**



**BG2 Heaven**



**BG3 Tomb Scene**



**BG4 Mount of Olives**



**BG5 Jerusalem**



**BG6 House**



# HSK 10 Storyboard Picture Key: Storyboard Pictures (SB)

Store these pictures in numerical order in your HSK Bible Folder.

Add these to your story as you tell it. Numbers correspond to placement order.

**SB1 Jesus Teaching People**



**SB2 Sick People**



**SB3 Dead Person Raised to Life**



**SB4 Messiah**



**SB5 Jesus and His Disciples**



**SB6 Sad Face**



**SB7 Scared Face**



**SB8 God**




**SB9 The Holy Spirit**



**SB10 Jesus' Enemies Taking Jesus Away**



**SB11 The Disciples Running Away**



**SB12 Jesus Dying on Cross for God's People's Sins**



**SB13 Jesus Risen**



**SB14 Jesus' Disciples, Happy**



**SB15 Jesus with Disciples on Day 40**



**SB16 Whole World**



**SB17 The Holy Spirit**



**SB18 Jesus in Heaven**



**SB19 Disciples Gathered and Praying**



**SB20 Great Wind**



**SB21 Something Like Fire**



**SB22 The Holy Spirit**



**SB23 Disciples Telling about Jesus in New Languages**



**SB24 Crowd of People Listening**



**SB25 The Disciple, Peter**




**SB26 The Holy Spirit**





Note: Use sticky tac putty rather than velcro on back of pictures placed on top of other pictures.

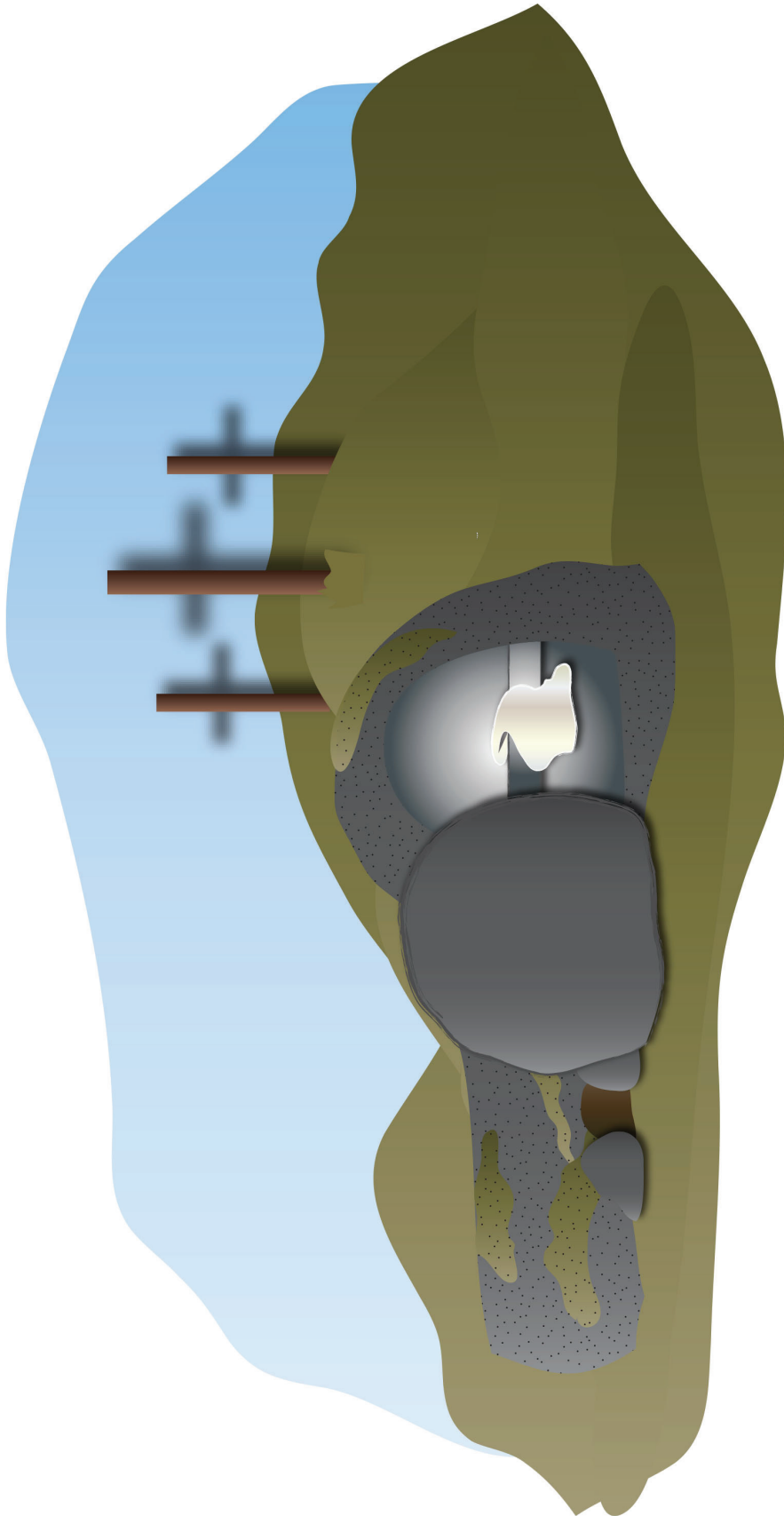


NOTE:

Some of the larger images are assembled from two or more pages. You can make these easier to fold by leaving a small gap in the lamination between the pieces. This allows you to fold the image along the gap.



leave slight gap here  
to create a "hinge" for  
easy folding




BG3 Cross/Tomb  
HSK 10 Story  
Place on board BEFORE telling story






BG2 Heaven  
HSK 10 Story  
Place on board BEFORE telling story




BG6 House  
HSK 10 Story  
Place on board BEFORE telling story






BG5 Jerusalem  
HSK 10 Story  
Place on board BEFORE telling story




BG4 Mount of Olives  
HSK 10 Story  
glue together, then laminate  
Place on board BEFORE telling story







BG1 Judah pt 1 of 2  
HSK 10 Story  
Place on board BEFORE telling story



BG1 Judah pt 2 of 2  
HSK 10 Story  
glue together, then laminate  
Place on board BEFORE telling story





SB23 Disciples Telling about Jesus in  
New Languages  
HSK 10 Story

SB10 Jesus' Enemies Taking  
Jesus Away  
HSK 10 Story



SB24 Crowd of People Listening  
HSK 10 Story

SB18 Jesus In Heaven  
HSK 10 Story

SB13 Jesus Risen  
HSK 10 Story







SB8 God  
HSK 10 Story

SB25 The Disciple, Peter  
HSK 10 Story

SB21 Something Like Fire  
HSK 10 Story

SB20 Great Wind  
HSK 10 Story



SB12 Jesus Dying on Cross for God's  
People's Sins  
HSK 10 Story


SB14 Jesus Disciples Happy  
HSK 10 Story





SB15 Jesus with His Disciples  
on the Mount of Olives  
HSK 10 Story

SB19 Disciples Gathered and  
Praying  
HSK 10 Story



SB11 Jesus' Disciples Running  
Away  
HSK 10 Story



SB5 Jesus with His Disciples  
HSK 10 Story





SB1 Jesus Teaching People  
HSK 10 Story

SB2 Sick People Healed  
HSK 10 Story



SB3 Dead Person Raised to Life  
HSK 10 Story

SB7 Scared Face  
HSK 10 Story

SB6 Sad Face  
HSK 10 Story

SB26 Holy Spirit  
HSK 10 Story

SB17 Holy Spirit  
HSK 10 Story

SB4 Messiah  
HSK 10 Story

SB22 Holy Spirit  
HSK 10 Story

SB9 Holy Spirit  
HSK 10 Story

SB16 Whole World  
HSK 10 Story



# Hide 'n' Seek Kids

## Unit II Visual Aids



## About the Hide 'n' Seek Kids Visual Aids

### How Are They Used?



The Hide 'n' Seek Visual Aids book is a companion resource to be used alongside the Hide 'n' Seek Kids Core Curriculum book for each unit. These colorful pictures are used in presenting the key concepts; telling the Bible stories; and, in playing the Bible Story Review games.

### What Do They Include?



**There are five, different resources included in this book:**

**1. Key Concept Visual Aids**-- colorful signs of the Big Question and Answer, the Bible verse, and the Listening Assignments to use with the 5 lessons for each unit.

**2. The Storyboard Picture Key**--a who's who of the pictures in thumbnail size. Some pictures are labelled "BG." These are your background pictures that you put on the storyboard before telling the story. The rest of the pictures are labelled "SB." These are pictures you put up on the storyboard as you tell the story.


**3. Storyboard Suggested Picture Placement** page--where to place the pictures on your storyboard.

**4. The pictures, themselves.** Notice that each picture is identified and numbered on the back for easy reference. The numbers correspond to the numbers in the Picture Placement Key and in the actually story script (found in the Core Curriculum book.)

**5. Directions** for making the Hide 'n' Seek Kids "Bible" Folder and the **back/front images** to paste in place when making it. (Larger back/front images are found online with the curriculum.)

(Directions for how to make a homemade flannelgraph storyboard and sturdy storyboard pictures are found in **Appendix E in the Core Curriculum book.**)

### Ready, Set, Rip It Out!



This book is meant to be ripped up and made into your visual aids. The key concept signs can be cut out and laminated or slipped into sheet protectors. Cut out around the storyboard images and ideally, laminate these. Some of the biggest pictures actually need to be stuck together, before laminating.

### Store It!



Hide 'n' Seek Kids is a curriculum that can be used over and over. Store your visual aids and storyboard pictures after using them and they will serve you for many years. We store ours in manilla envelopes and then put them (along with all the rest of the curriculum) in magazine files, labelled by unit. If you have multiple classes using the curriculum, store each set of resources in separate manilla envelopes. This will make prep much simpler, second time around.

### Replacement Storyboard Pictures



You can always purchase this book again or simply go online and print out any pictures that go missing.

### Two Sizes of Storyboard Pictures



There are two sizes of storyboard pictures to choose from: the standard, large format pictures; or, the smaller format pictures. The larger pictures are best for a big classroom and a storyboard that is at least 36" x 48." (We actually make a whole section of a wall into a felt storyboard!) The small format pictures are created to fit smaller storyboards--in the 24" x 36" to 36" by 48" range. They are most useful in the smaller class or for use at home.

## The Case of the Most Important Question

Acts 16



of BQB

**Story-telling Tips**

Ahead of time:

1. Read the Bible verses and story. Pray!
2. Choose story action cues and/or prepare storyboard pictures, if using. (Included in Visual Aids book)
3. Practice telling story with the pictures, timing your presentation. Shorten, if necessary to fit your allotted time.

During your presentation:

1. Maintain as much eye contact as possible as you tell the story.
2. Put up storyboard figures/add story action cues as you tell the story. Allow the children to help you put them on the board, if desired.
3. Include the children in your story with a few questions about what they think will happen or words/concepts that might be new to them.
4. Watch the kids for signs that their attention span has been reached. Shorten, if necessary.

**INTRODUCTION/ LISTENING ASSIGNMENTS**

**“Our story is called: The Case of the Most Important Question. Here is your listening assignment... ”**

*Read from Detective Dan’s Listening Assignment signs, but questions are summarized below:*

**Detective Dan’s Lesson #1 Listening Assignment:**

As you listen to the story, see if you can figure out:

1. Who had one, important question?
2. What was the question?

**Detective Dan’s Lesson #2 Listening Assignment:**

Our Bible verse is Romans 6:23: “For the wages of sin is death, but the free gift of God is eternal life in Christ Jesus our Lord.”

As you listen to the story, see if you can figure out:

1. Who was worried about his sins?
2. How did he find out about the gift of being saved through Jesus? Did he receive it?

**Detective Dan’s Lesson #3 Listening Assignment:**

I found four clues, but one of them is NOT in the story.

They are: a broken building; a earthquake; big sticks; and a rat.

Hold up each of the four pictures for the children to see as you identify them. Better yet, put them up on your flannelgraph board, off to one side.

I need to know:

1. Which picture was not in the story?
2. How were the other three things important in our story?

**Detective Dan’s Lesson #4 Listening Assignment:**

As you listen to the story, see if you can figure out:

1. Who confessed their sins to God--that is, who told God they were sorry for disobeying Him and asked for God’s forgiveness?
2. What did God do for this man?

**Detective Dan’s Lesson #5 Listening Assignment:**

As you listen to the story, see if you can figure out:

1. What were Paul and Silas doing that got them into trouble?
2. Did they stop doing it, even after they got in trouble? Why or why not?

**Read the questions, THEN SAY,**

“Ok, Hide ‘n’ Seekers! Put on your best listening ears and see if you can hear the answers to Detective Dan’s questions. When I finish telling the story, we will see if we can answer all the questions.”

**"The Case of the Most Important Question" Acts 16**

**Story with lines separating paragraphs (text in bold, optional interaction cues in italics)** Numbers correspond to storyboard pictures and placement upon the storyboard. Always feel free to use less pictures, if it's best for your kids. Simply, black out the numbers next to pictures you do not plan to use. All pictures are found in the Visual Aids book. Put BG (background) pictures on storyboard ahead of time. SB pictures (listed below in story text) are added to board as you tell the story. These numbers are also found on the back of each picture.

*Tip: Stack pictures in numerical before telling story for easy use. Use sticky-back velcro to attach pictures to storyboard felt. Use sticky-tac putty to stick a picture on top of another picture.*

**One night in Troas, as (SB1) Paul was sleeping, Jesus spoke to him in a dream, (SB2) "Go tell the Greek people about Me." Paul was happy to obey. Off he went (SB3) with his friend, Silas. (SB4) They sailed across the Mediterranean Sea and went up to the big city of Philippi.**

**(SB5) Now, many people went to Philippi because of the (SB6) goldmines in the mountains. These people wanted to (SB7) be rich, rich, rich. But God wanted to give the people something even better than lots of gold. Do you know what He wanted to give them?**

*Can you guess?*

**God wanted to give the people in Philippi (SB8) eternal life through Jesus! We call this (SB9) the gospel: the good news of God. The people of Philippi needed this good news very much. That's because they were (SB10) sinners, just like you and me and everyone else in the whole world. They had all chosen to disobey God and deserved His punishment. But God chose to make a way to save them (and us), through Jesus! (SB11) On the cross, Jesus paid for our sins with His perfect life, so we could be forgiven by God. And then, Jesus (SB12) rose to life after being dead three days! He had beaten sin and death for God's people, and this proved it!**

**Now, Now, God was sending Paul to tell the Philippian people this wonderful news, so they might turn away from disobeying God and trust in Jesus their Savior. Then God would forgive their sins and they would be His dearly loved people forever... and that is far, far, FAR better than gold!**

**When Paul and Silas (SB13) arrived in Philippi, they went down to the river. They shared the gospel with the people gathering there to worship God. Some, like (SB14) Lydia, listened and believed.**

**But back in town, others (SB15) were angry. They didn't this gospel was good news at all!**

*Can you make an angry face? That's how those people felt about Paul and Silas.*

**(SB16) They hit Paul and Silas with big sticks. They hurt all over. Ouch! Ouch! Ouch!**

*Can you say "ouch" like you are hurting all over your body?*

**They took Paul and Silas and put them in (remove BG5 to reveal BG6) jail. They threw them in a dark room and tied up their feet.**

**Paul and Silas should have been crying. Boo, hoo! Boo, hoo! Their bodies hurt so much. Ouch, ouch, ouch!**

*Rub eyes as say, "Boo, hoo!" and hold body and say "Ouch!"*

**But Paul and Silas weren't crying! Do you know what they were doing? They were (SB17) praying and singing to God. "Praise God! Praise God!" they sang.**

*Let's help Paul and Silas praise God: "Praise God! Praise God!"*

**Their bodies hurt. Ouch! Ouch! Ouch! BUT, their hearts were happy! "We're happy we get to tell others about Jesus, even if we get hurt," Paul and Saul exclaimed. "We want people to hear how they can be saved. We know God will take care of us," they believed.**

*Do you think God would take care of them? Yes, He would. What do you think God did next?*

**Paul and Silas were right! God DID take care of them! Suddenly, the room shook and Paul and Silas' chains shook. Their bodies shook, too! Why, everything shook, shook, shook! And then, (SB18) the ground split wide open! What was going on?!**



*Story with lines separating paragraphs (text in bold, optional interaction cues in italics)*

**God had sent a HUGE earthquake!**

**The earthquake shook and shook and shook! It shook everything so much that (SB19) the walls of Paul and Silas' room tumbled down.**

*Can you help me make the ground shake? Stomp your feet!*

**Their feet came loose from the chains... and THEY WERE FREE!**

*Can you make your feet move fast (in place) like you are running?*

**Now Paul and Silas could get away from the angry people who hurt them! "Run away, Paul! Run away, Silas! You can be free!"**

**But what's this? But Paul and Silas did NOT run away! Instead, they (SB20) went right up to the jailer man. Wasn't he the one who had put them in that dark room and tied up their legs? What were Paul and Silas thinking!**

*What do you think they were going to do instead of run away?*

**Why weren't they running away? Because God had sent Paul and Silas to Philippi to give the people that gift that was better than gold and anything else. Can you remember what that gift was?**

*Can you remember? Eternal life!*

**God was about to use Paul and Silas to give this jailer man (SB21) that very wonderful gift of eternal life.**

**The jailer man (SB22) fell down before Paul and Silas, trembling.**

*Can you make your body shake like you were trembling?*

**He had a big question for them. "Tell me, Paul. Tell me, Silas. What must I do to be saved?," the man asked them.**

**Paul and Silas were so happy! Here was someone else who wanted to hear about Jesus! "WE'D LOVE TO TELL YOU!" Paul and Silas said. They told the man the (SB23) wonderful, good news of Jesus--the gospel!**

**"Ask God to forgive your sins. Turn away from disobeying Him," Paul told the jailer man. "Ask Jesus to be your Savior. Yes, repent of your sins and believe in Jesus as your Savior, and God will save you. It is His free gift!" Paul exclaimed.**

**The (SB24) Holy Spirit worked in that jailer man's heart as he listened to Paul and Silas. And do you know what that man did, right then and there? He asked God to forgive his sins. He turned away from disobeying God. He asked Jesus to be his Savior. Yes, right then and there, the Holy Spirit helped that man repent of his sins and trust in Jesus as his Savior.**

**And do you know what GOD did, right then and there? God forgave that man and saved him through Jesus! This man had been a sad, trembling man, but not any longer! Now he was (SB25) a happy, happy man! God had saved him through Jesus that very night! Paul and Silas were very happy, too! They praised God for getting to tell about His wonderful free gift of forgiveness through Jesus, and for seeing this man receive it! Oh, how they loved the gospel!**

*Let's cheer really loud!" Yay!*

**Cracking the Case:** (story wrap-up for Listening Assignments)

It's time to see how we did with our Listening Assignment.

**Detective Dan's Lesson #1 Listening Assignment:**

As you listen to the story, see if you can figure out:

- 1. Who had the most important question?** The jailer.
- 2. What was the question? Why was it so important?** "What must I do to be saved?" is the question, and it is so important because we all need to be saved.

**For You and Me:**

The jailer was right. His question was a very big question and it was a very good question. It's a question we all need to know the answer to. What was the answer Paul gave the man? He told him to turn away from disobeying God and to ask God to for forgiveness. He told him to trust in Jesus as his Savior. This is called repenting and believing. The man did this and he was saved! God will saved us, too, if we repent of our sins and trust in Jesus as our Savior.

**Detective Dan's Lesson #2 Listening Assignment:**

Our Bible verse is Romans 6:23: "For the wages of sin is death, but the free gift of God is eternal life in Christ Jesus our Lord."

As you listen to the story, see if you can figure out:

- 1. Who was worried about his sins?** The jailer.
- 2. How did he find out about the gift of being saved through Jesus? Did he receive it?** Paul told the jailer when he asked him. Yes, he did! He receive it! repented of his sins and trusted in Jesus that very night he heard it!

**For You and Me:**

That jailer isn't the only one who has sins to think about. We all have disobeyed God. We all need His forgiveness, if we are to know God and enjoy eternal life with Him. Just like the jailer, we can receive that wonderful gift of eternal life, when we turn away from our sins and trust in Jesus as our Savior.

**Detective Dan's Lesson #3 Listening Assignment:**

I found four clues, but one of them is NOT in the story. They are: a broken building; a earthquake; big sticks; and a rat.

- 1. Which of the three pictures belong in the story and which one does not?** The rat does not.
- 2. How were the other three things important in our story?** Paul and Silas got in trouble for telling the good news of Jesus. They were hurt with big sticks and put in prison. God sent an earthquake that shook the ground and broke the jail building. Paul and Silas could run away, but instead they went to the jailer. The jailer was

amazed and asked Paul what he must to do be saved. Paul shared the gospel with him, and the jailer was was saved!

**For You and Me:**

God is control over everything in this world. He uses it all for His good plans...even earthquakes and enemies! Paul and Silas knew they could trust God. So can we, when like the jailer, we turn away from our sins and trust in Jesus as our Savior. Then, as God's dearly loved people, we know He will use everything in our lives for the good, too.

**Detective Dan's Lesson #4 Listening Assignment:**

As you listen to the story, see if you can figure out:

- 1. Who confessed their sins to God--that is, who told God they were sorry for disobeying Him and asked for God's forgiveness? Who turned away from disobeying God and trusted in Jesus as his Savior?** The jailer did.
- 2. What did God do for this man?** God forgave the jailer and made him one of His dearly loved people.

**For You and Me:**

God delighted to hear that jailer's prayer! He was happy to forgive his sins and make him one of His people. The same can be true for us. God wants to hear us tell Him how we have disobeyed Him and ask for His forgiveness. He loves to help us to turn away from our sins and trust in Jesus as our Savior.

**Detective Dan's Lesson #5 Listening Assignment:**

As you listen to the story, see if you can figure out:

- 1. What were Paul and Silas doing that got them into trouble?** They were telling the good news of Jesus.
- 2. Did they stop doing it, even after they got in trouble? Why or why not?** They did not stop. They even told the jailer who hurt them with the sticks and had them put in jail! This was the most important message that everyone needed to know. Nothing would stop Paul and Silas from telling it!

**For You and Me:**

The good news of Jesus is as important to us as it was to the people back in Paul and Silas' time. We all still need to hear it, believe it, and tell it! We all need to turn away from disobeying God and trust in Jesus as our Savior. God will help us. Ask Him! He loves to answer this prayer!

**The Gospel** (story wrap-up if NOT using Listening Assignments)**Our Bible Truth is:****How Can We Be Saved?****It Is God's Free Gift!**

We all need God's free gift of salvation through Jesus, just like the man in our story. Why? Because ALL of us disobey God! We are ALL sinners! We need God to save us from the punishment we deserve for disobeying Him!

How can WE be saved? It's just like Paul and Silas told the man in our story: "Say 'sorry' to God for disobeying Him. Say 'no' to sin. Ask Jesus to be your Savior, and God will forgive you and save you. It is His free gift!"

Yes! When we turn away from disobeying God and trust in Jesus as our Savior, God will forgive us... and save us!

What a wonderful beginning that will be! We will get to know Him in our hearts now. Then one day, we will go to live happily with God forever.

Let's thank God and praise God right now for sending Jesus to save us! Let's ask Him to help us to say sorry to Him and trust in Jesus as our own Savior.

*Close in prayer.*

**Closing Unit 11 ACTS Prayer**

A=Adoration C=Confession T=Thanksgiving  
S=Supplication

- A** We praise You, God for being our Savior, who came to rescue us from our sins as Your free gift.
- C** God, we know we choose to disobey You and Your good laws. We need a Savior. Please forgive us and help us to live for You.
- T** Thank You for sending Jesus to be the Savior we need. We could never save ourselves!
- S** God, work in our hearts. Help us to turn away from disobeying You. Help us to trust in Jesus as our own Savior. We want Your free gift!

In Jesus' name we pray, Amen.

***Return to page 7 of the Lesson Plan  
for the script of the rest of this lesson.***





**BIG QUESTION II**



# How can we be saved?



**ANSWER:**

# It is God's free gift!

VISUAL  
AID

#1

take out



of BQB

# The Big Question

*Hold up the Big Question sign for all the children to see, and say:*

The Big Question we are investigating today is Big Question Number 11:

**How Can We Be Saved?**  
and the Answer is:  
**It Is God's Free Gift!**

## Meaning:

We have all disobeyed God. We have all lost the wonderful special closeness with God that He created us to have with Him. No matter how hard we try, we can never be good enough to win back special closeness with God. No, we can't save ourselves, but God can. That's why He sent Jesus: to save us as a free gift from Him. God promises to forgive the sins of all who turn away from disobeying Him and trust in Jesus as their Savior. God will give them special closeness with Himself right now. Then one day, He will take them to live with Him forever. This is the free gift God offers to you and me, too. God is so kind to us!


Let's sing our Big Question Song: "

## Big Q & A II Song

*HSK ESV Songs 11, track 12*

*(adapted version of "Pop, Goes the Weasel")*

How can we be saved?  
How can we be saved?  
How can we be saved?  
It is God's free gift!



“For the wages  
of sin  
is death...”



but the free gift of God is eternal life  
in Christ Jesus our Lord.” Romans 6:23

# Unit II Bible Verse

"Who would like to get our Bible verse out of the Big Question Briefcase for me?"

*Choose a child to open the briefcase, take out the "Bible" with the Bible Verse in it and hand it to you. Remove the Bible Verse Picture from the "Bible" (held in place by velcro) and hold it up for all the children to see, then say:*

## **Romans 6:23, ESV**

"For the wages of sin is death, but the free gift of God is eternal life in Christ Jesus our Lord."

### **Meaning:**

We all want to have eternal life. That is, we all want to know and enjoy God and all of His love forever. But the sad truth is that none of us deserve it. We have all turned away from God and His good ways. We all deserve God's punishment, not wonderful life with Him. But God, in His amazing mercy, sent His Son, Jesus, to live the perfect life we have never lived. He took the punishment we deserve for our sins. When we turn away from our sins and trust in Jesus as our Savior, He gives us the free gift of eternal life. How good is God to sinners, like you and me!

"We've said our Bible verse, now let's sing it!"

## **The Free Gift of God:**

### **Romans 6:23**

*HSK ESV Songs 11, track 14, 14T*

The free gift of God is,  
The free gift of God is,  
The free gift of God is....what?  
The free gift of God is eternal life  
Through Jesus, through Jesus,  
The free gift of God is eternal life  
Through Jesus. (repeat)

**Romans Six, twenty-three.**

"Now it's time to do a bit more deep down investigating. Let's read Detective Dan wants us to help him figure out. Would someone like to get it out for me?"



VISUAL  
AID

Place  
verse in



take out

#3

HSK Bible  
Folder

Big  
Question  
Bible  
of BQB

HSK Bible  
Folder




# Detective Dan's Listening Assignment #1



# Detective Dan's

## Listening Assignment #1



Hi, Hide 'n' Seek Kids!

I'm working on a brand-new case called:

"The Case of the Most Important Question."

I need to find out:

1. Who had one, important question?

AND

2. What was the question?

Can you help me? Listen carefully to the story and you might just hear the answers!

Thanks!

Detective Dan

**Then say,** "Ok, Hide 'n' Seekers! Put on your best listening ears and see if you can hear the answers to Detective Dan's questions. When I finish telling the story, we will see if we can answer all of his questions."

*Read the Bible Truth story, putting up the storyboard pictures as you tell it.*

*At the end of the story, repeat the questions and lead the children in answering them. Present the gospel and close in prayer.*

\*Answers to assignment questions, the gospel and ACTS prayer are also included at the end of the story text.\*

Answers:

**1. Who had one, important question?** The jailer.

**2. What was the question?** "What must I do to be saved?"

**For You and Me:**

The jailer was right. His question was a very big question and it was a very good question. It's a question we all need to know the answer to. What was the answer Paul gave the man? He told him to turn away from disobeying God and to ask God to for forgiveness. He told him to trust in Jesus as his Savior. This is called repenting and believing. The man did this and he was saved! God will saved us, too, if we repent of our sins and trust in Jesus as our Savior.



VISUAL  
AID

Place  
verse in  
take out

#4

HSK Bible  
Folder

Big  
Question  
Bridges  
of BQB

HSK Bible  
Folder



# Detective Dan's Listening Assignment #2



# Detective Dan's

## Listening Assignment #2



Hi, Hide 'n' Seek Kids!

I'm still working on the case called:

"The Case of the Most Important Question."

Our Bible verse is Romans 6:23:

"For the wages of sin is death, but the free gift of God is eternal life in Christ Jesus our Lord."

I need to find out:

1. Who was worried about his sins? The jailer.

AND

2. How did he find out about the gift of being saved through Jesus? Did he receive it?

Can you help me? Listen carefully to the story and you might just hear the answers!

Thanks for your help!

Detective Dan

***Then say,*** "Ok, Hide 'n' Seekers! Put on your best listening ears and see if you can hear the answers to Detective Dan's questions. When I finish telling the story, we will see if we can answer all of his questions."

*Read the Bible Truth story, putting up the storyboard pictures as you tell it. At the end of the story, repeat the questions and lead the children in answering them. Present the gospel and close in prayer.*

\*Answers to assignment questions, the gospel and ACTS prayer are also included at the end of the story text.\*

Answers:

Our Bible verse is Romans 6:23: "For the wages of sin is death, but the free gift of God is eternal life in Christ Jesus our Lord."

As you listen to the story, see if you can figure out:

1. Who was worried about his sins? The jailer.

2. How did he find out about the gift of being saved through Jesus? Did he receive it? Paul told the jailer when he asked him. Yes, he did! He received it! He repented of his sins and trusted in Jesus that very night he heard it!

**For You and Me:**

That jailer isn't the only one who has sins to think about. We all have disobeyed God. We all need His forgiveness, if we are to know God and enjoy eternal life with Him. Just like the jailer, we can receive that wonderful gift of eternal life, when we turn away from our sins and trust in Jesus as our Savior.



VISUAL  
AID

Place  
verse in

#5A



HSK Bible  
Folder  
of BQB



# Detective Dan's Listening Assignment #3



# Detective Dan's

## Listening Assignment #3



Hi, Hide 'n' Seek Kids!

I'm still working on the case called:

"The Case of the Most Important Question."

I found four clues, but one of them is NOT in the story. They are: a broken building; an earthquake; big sticks; and, a rat.

*Hold up each of the four pictures for the children to see as you identify them. Better yet, put them up on your flannelgraph board, off to one side.*

**I need to know:**

**1. Which of the four pictures does not belong in the story?**

**AND**

**2. How were the other three things important in our story?**

**Can you help me? Listen carefully to the story and you might just hear the answers!**

**Thanks!**

**Detective Dan**

***Then say.*** "Ok, Hide 'n' Seekers! Put on your best listening ears and see if you can hear the answers to Detective Dan's questions. When I finish telling the story, we will see if we can answer all of his questions."

*Read the Bible Truth story, putting up the storyboard pictures as you tell it.*

*At the end of the story, repeat the questions and lead the children in answering them. Present the gospel and close in prayer.*

\*Answers to assignment questions, the gospel and ACTS prayer are also included at the end of the story text.\*

**Answers:**

**1. Which of the four pictures does not belong in the story?** The rat does not.


**2. How were the other three things important in our story?** Paul and Silas got in trouble for telling the good news of Jesus. They were hurt with big sticks and put in prison. God sent an earthquake that shook the ground and broke the jail building. Paul and Silas could run away, but instead they went to the jailer. The jailer was amazed and asked Paul what he must do to be saved. Paul shared the gospel with him, and the jailer was saved!

**For You and Me:**

God is control over everything in this world. He uses it all for His good plans... even earthquakes and enemies! Paul and Silas knew they could trust God. So can we, when like the jailer, we turn away from our sins and trust in Jesus as our Savior. Then, as God's dearly loved people, we know He will use everything in our lives for the good, too.



# Earthquake



# Broken Building





HSK 11 Lesson 3 Listening Assignment Clue Picture 2 for kids

HSK 11 Lesson 3 Listening Assignment Clue Picture 1 for kids

A Rat



Big Sticks





HSK 11 Lesson 3 Listening Assignment Clue Picture 4 for kids



HSK 11 Lesson 3 Listening Assignment Clue Picture 3 for kids



VISUAL  
AID

Place  
verse in

take out

#6

Big  
Question  
Folder

HSK  
Bible  
Folder

HSK Bible  
Folder



# Detective Dan's Listening Assignment #4



# Detective Dan's

## Listening Assignment #4



Hi, Hide 'n' Seek Kids!

I'm still working on the case called:

"The Case of the Most Important Question."

I need to find out:

**1. Who confessed their sins to God--that is, who told God they were sorry for disobeying Him and asked for God's forgiveness? Who turned away from disobeying God and trusted in Jesus as his Savior?**

**AND**

**2. What did God do for this man?**

**Can you help me? Listen carefully to the story and you might just hear the answers!**

**Thanks!**

**Detective Dan**

***Then say.*** "Ok, Hide 'n' Seekers! Put on your best listening ears and see if you can hear the answers to Detective Dan's questions. When I finish telling the story, we will see if we can answer all of his questions."

*Read the Bible Truth story, putting up the storyboard pictures as you tell it.*

*At the end of the story, repeat the questions and lead the children in answering them. Present the gospel and close in prayer.*

\*Answers to assignment questions, the gospel and ACTS prayer are also included at the end of the story text.\*

**Answers:**

**1. Who confessed their sins to God--that is, who told God they were sorry for disobeying Him and asked for God's forgiveness? Who turned away from disobeying God and trusted in Jesus as his Savior?** The jailer did.

**2. What did God do for this man?** God forgave the jailer and made him one of His dearly loved people.

**For You and Me:**

God delighted to hear that jailer's prayer! He was happy to forgive his sins and make him one of His people. The same can be true for us. God wants to hear us tell Him how we have disobeyed Him and ask for His forgiveness. He loves to help us to turn away from our sins and trust in Jesus as our Savior.



VISUAL  
AID

#7

Place  
verse in



take out  
the  
Question  
Review  
of BQB



# Detective Dan's Listening Assignment #5



# Detective Dan's

## Listening Assignment #5



Hi, Hide 'n' Seek Kids!  
I'm still working on the case called:  
"The Case of the Most Important Question."

I need to find out:

1. **What** were Paul and Silas doing that got them into trouble?

AND

2. **Did they stop** doing it, even after they got in trouble? **Why** or **why not**?

Can you help me? Listen carefully to the story and you might just hear the answers!

Thanks!

Detective Dan

**Then say,** "Ok, Hide 'n' Seekers! Put on your best listening ears and see if you can hear the answers to Detective Dan's questions. When I finish telling the story, we will see if we can answer all of his questions."

*Read the Bible Truth story, putting up the storyboard pictures as you tell it. At the end of the story, repeat the questions and lead the children in answering them. Present the gospel and close in prayer.*

\*Answers to assignment questions, the gospel and ACTS prayer are also included at the end of the story text.\*

Answers:

1. **What were Paul and Silas doing that got them into trouble?** They were telling the good news of Jesus.

2. **Did they stop doing it, even after they got in trouble? Why or why not?** They did not stop. They even told the jailer who hurt them with the sticks and had them put in jail! This was the most important message that everyone needed to know. Nothing would stop Paul and Silas from telling it!

**For You and Me:**

The good news of Jesus is as important to us as it was to the people back in Paul and Silas' time. We all still need to hear it, believe it, and tell it! We all need to turn away from disobeying God and trust in Jesus as our Savior. God will help us. Ask Him! He loves to answer this prayer!




---

## HSK II Storyboard Picture Key: Background Pictures (BG)

---

Put these pictures in place on your storyboard BEFORE you tell your story.


**BG1 Troas**




**BG2 Philippi**



**BG3 Empty Tomb Scene**



**BG4 River**



**BG5 Jail, Outside**



**BG6 Jail, Inside**



## HSK II Storyboard Picture Key: Storyboard Pictures (SB)

Store these pictures in numerical order in your HSK Bible Folder.

Add these to your story as you tell it. Numbers correspond to placement order.

SB1 Paul Sleeping



SB2 Jesus Speaking to Paul



SB3 Paul and Silas



SB4 Paul and Silas in Boat



SB5 Philippi People



SB6 Gold Mine



SB7 Bag of Gold



SB8 Gift of Eternal Life with God



SB9 The Gospel

SB10 Philippi People Are Sinners Who Need A Savior



SB11 Jesus Died for the Sins of God's People



SB12 Jesus Risen



SB13 Paul and Silas Preaching to People at River



SB14 Lydia



SB15 Angry People



SB16 Paul and Silas Getting Hurt



SB17 Praising God



SB18 Earthquake



SB19 Broken Down Jail



SB20 Paul and Silas, Freed Going to Jailer



SB21 Gift of Eternal Life with God



What must I do to be saved?

SB22 Jailer, Kneeling



SB23 The Gospel



SB24 Holy Spirit



SB25 Jailer, Paul and Silas, Rejoicing





NOTE:

Some of the larger images are assembled from two or more pages. You can make these easier to fold by leaving a small gap in the lamination between the pieces. This allows you to fold the image along the gap.




leave slight gap here  
to create a "hinge" for  
easy folding






BG1 Troas pt 1 of 2  
HSK 11 Story  
glue together, then laminate  
Put on board BEFORE telling story




BG1 Troas pt 2 of 2  
HSK 11 Story  
glue together, then laminate  
Put on board BEFORE telling story



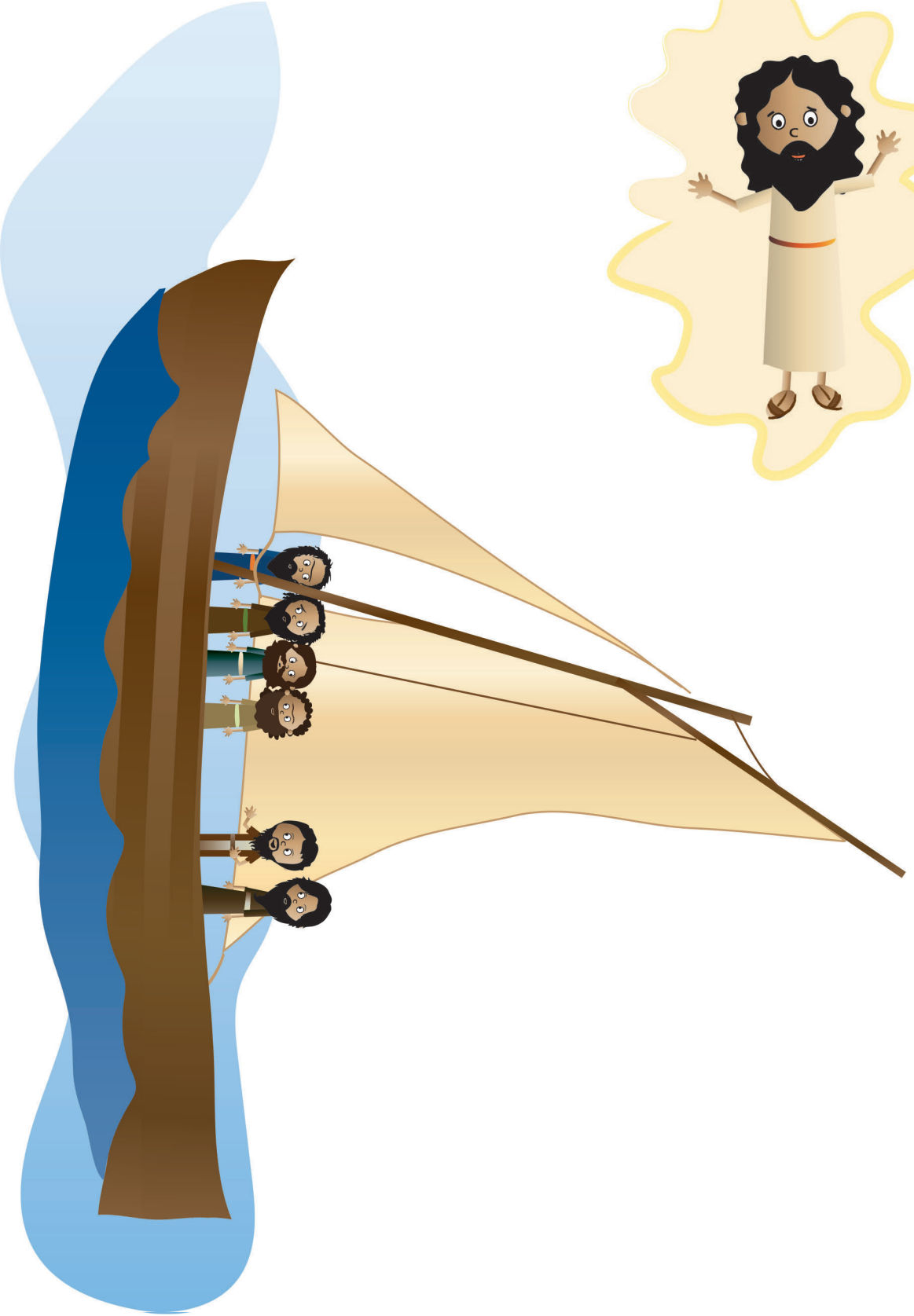


BG2 Philippi pt 1 of 2  
HSK 11 Story  
glue together, then laminate  
Put on board BEFORE telling story



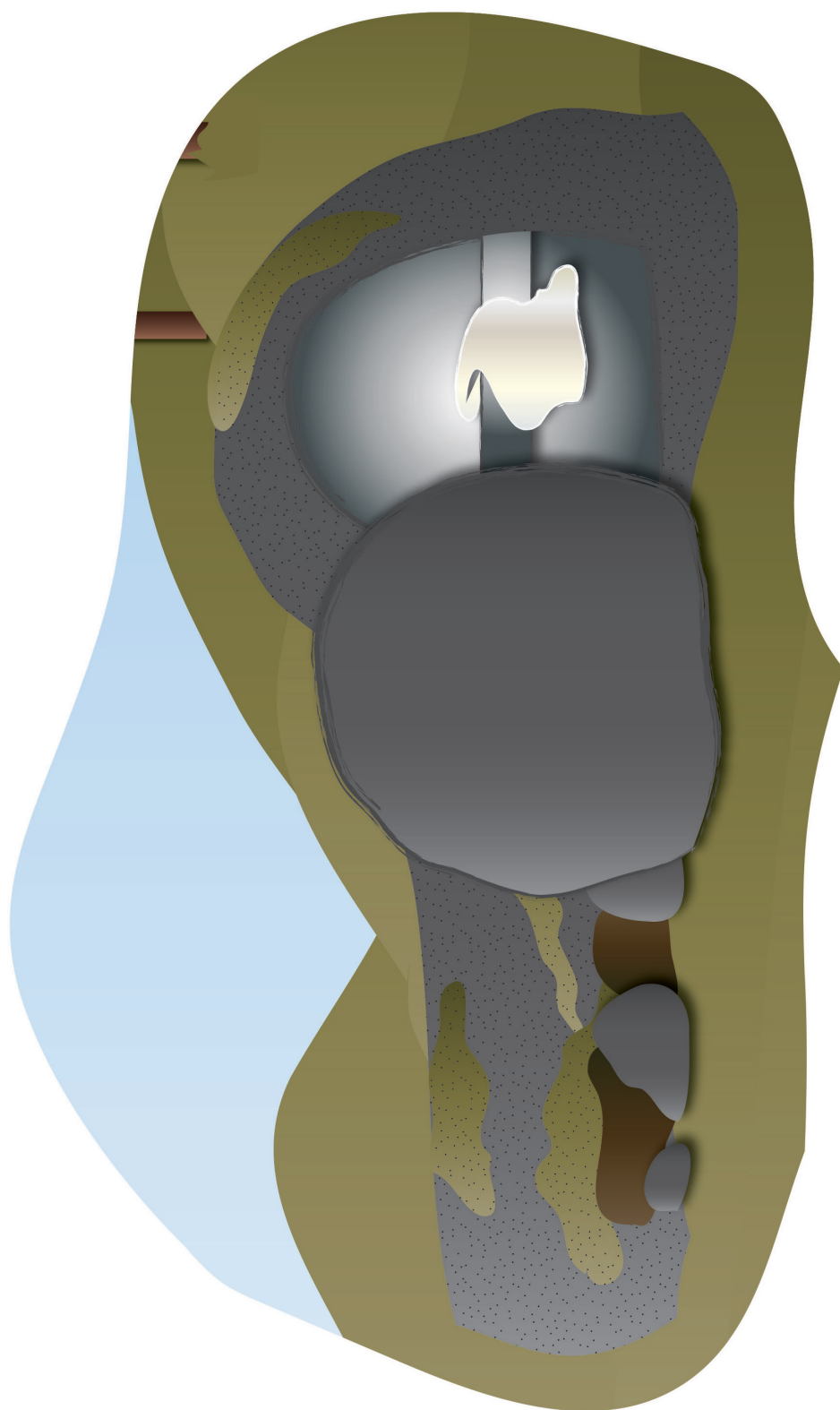
BG2 Philippi pt 2 of 2  
HSK 11 Story  
glue together, then laminate  
Put on board BEFORE telling story







SB4 Paul and Silas in Boat pt 1 of 2  
HSK 11 Story

SB12 Risen Jesus  
HSK 11 Story



BG3 Empty Tomb Scene  
HSK 11 Story  
Put on board BEFORE telling story





**SB20 Paul and Silas, Freed  
Going to Jailer  
HSK11**

BG4 River pt  
HSK 11 Story  
Put on board BEFORE telling story



BG6 Jail, Inside  
HSK 11 Story  
Put on board BEFORE telling story


BG5 Jail, Outside  
HSK 11 Story  
Put on board BEFORE telling story





SB19 Broken Down Jail  
HSK 11 Story

**SB22 Jailer, Kneeling**  
HSK 11 Story



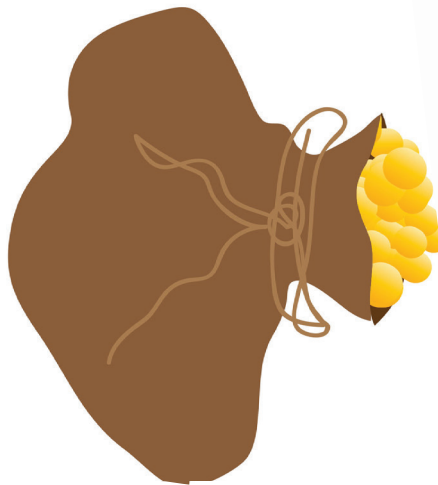
SB1 Paul Sleeping  
HSK 11 Story

**SB23 The Gospel**  
HSK 11 Story

SB3 Paul and Silas  
HSK 11 Story

SB5 People of Philippi  
HSK 11 Story





SB10 People of Philippi Are Sinners  
Who Need a Savior  
HSK 11 Story

SB2 Jesus Speaking to Paul  
HSK 11 Story

SB7 Bag of Gold  
HSK 11 Story

SB6 Gold mine  
HSK 11 Story

# Gospel





SB9 Gospel  
HSK 11 Story

SB18 Earthquake  
HSK 11 Story

SB8 Eternal Life  
HSK 11 Story

SB21 Eternal Life  
HSK 11 Story






**SB25 Paul, Silas Jailer, Rejoicing**  
**HSK 1 1**

**SB15 Angry People**  
**HSK 1 1 Story**

**SB16 Paul and Silas Getting Hurt**  
**HSK 1 1 Story**



**SB11 Jesus Died for the Sins of  
God's People**  
HSK 11 Story

**SB14 Lydia**  
HSK 11 Story

**SB13 Paul and Silas Preaching to  
People at River**  
HSK 11 Story



PRAISE GOD FOR JESUS! PRAISE GOD FOR JESUS!



Holy Spirit



**SB17 Praising God**  
HSK 11 Story

**SB24 Holy Spirit**  
HSK 11 Story

# Hide 'n' Seek Kids

## Unit 12 Visual Aids



## About the Hide 'n' Seek Kids Visual Aids

### How Are They Used?



The Hide 'n' Seek Visual Aids book is a companion resource to be used alongside the Hide 'n' Seek Kids Core Curriculum book for each unit. These colorful pictures are used in presenting the key concepts; telling the Bible stories; and, in playing the Bible Story Review games.

### What Do They Include?



**There are five, different resources included in this book:**

**1. Key Concept Visual Aids**-- colorful signs of the Big Question and Answer, the Bible verse, and the Listening Assignments to use with the 5 lessons for each unit.

**2. The Storyboard Picture Key**--a who's who of the pictures in thumbnail size. Some pictures are labelled "BG." These are your background pictures that you put on the storyboard before telling the story. The rest of the pictures are labelled "SB." These are pictures you put up on the storyboard as you tell the story.


**3. Storyboard Suggested Picture Placement** page--where to place the pictures on your storyboard.

**4. The pictures, themselves.** Notice that each picture is identified and numbered on the back for easy reference. The numbers correspond to the numbers in the Picture Placement Key and in the actually story script (found in the Core Curriculum book.)

**5. Directions** for making the Hide 'n' Seek Kids "Bible" Folder and the **back/front images** to paste in place when making it. (Larger back/front images are found online with the curriculum.)

(**Directions** for how to make a homemade flannelgraph storyboard and sturdy storyboard pictures are found in **Appendix E in the Core Curriculum book.**)

### Ready, Set, Rip It Out!



This book is meant to be ripped up and made into your visual aids. The key concept signs can be cut out and laminated or slipped into sheet protectors. Cut out around the storyboard images and ideally, laminate these. Some of the biggest pictures actually need to be stuck together, before laminating.

### Store It!



Hide 'n' Seek Kids is a curriculum that can be used over and over. Store your visual aids and storyboard pictures after using them and they will serve you for many years. We store ours in manilla envelopes and then put them (along with all the rest of the curriculum) in magazine files, labelled by unit. If you have multiple classes using the curriculum, store each set of resources in separate manilla envelopes. This will make prep much simpler, second time around.

### Replacement Storyboard Pictures



You can always purchase this book again or simply go online and print out any pictures that go missing.

### Two Sizes of Storyboard Pictures



There are two sizes of storyboard pictures to choose from: the standard, large format pictures; or, the smaller format pictures. The larger pictures are best for a big classroom and a storyboard that is at least 36" x 48." (We actually make a whole section of a wall into a felt storyboard!) The small format pictures are created to fit smaller storyboards--in the 24" x 36" to 36" by 48" range. They are most useful in the smaller class or for use at home.



**The Case of the Runaway Who Ran Back***The Book of Philemon*

of BQB

**Story-telling Tips**

Ahead of time:

1. Read the Bible verses and story. Pray!
2. Choose story action cues and/or prepare storyboard pictures, if using. (Included in Visual Aids book)
3. Practice telling story with the pictures, timing your presentation. Shorten, if necessary to fit your allotted time.

During your presentation:

1. Maintain as much eye contact as possible as you tell the story.
2. Put up storyboard figures/add story action cues as you tell the story. Allow the children to help you put them on the board, if desired.
3. Include the children in your story with a few questions about what they think will happen or words/concepts that might be new to them.
4. Watch the kids for signs that their attention span has been reached. Shorten, if necessary.

**INTRODUCTION/ LISTENING ASSIGNMENTS****"Our story is called: The Case of the Runaway Who Ran Back. Here is your listening assignment..."***Read from Detective Dan's Listening Assignment signs, but questions are summarized below:***Detective Dan's Lesson #1 Listening Assignment:**

As you listen to the story, see if you can figure out:

1. Who ran away?
2. Why did he run back?

**Detective Dan's Lesson #2 Listening Assignment:**

Our Bible verse is Ephesians 5:1,2: "Be imitators of God, as beloved children. And walk in love, as Christ loved us and gave himself up for us."

As you listen to the story, see if you can figure out:

1. What did Onesimus know he needed to do to live a life of love toward Philemon?
2. How could Philemon live a life of love to Onesimus when Onesimus asked him for forgiveness?

**Detective Dan's Lesson #3 Listening Assignment:**

I found four clues, but one of them is NOT in the story.

They are: a hiding man; a house; a letter (scroll); a house; and, a monkey.

Hold up each of the four pictures for the children to see as you identify them. Better yet, put them up on your flannelgraph board, off to one side.

I need to know:

1. Which picture does not belong in the story?
2. How are the other three pictures important in the story?

**Detective Dan's Lesson #4 Listening Assignment:**

As you listen to the story, see if you can figure out:

1. Who asked Jesus to be his Savior?
2. What did they ask God to help them do, after they trusted in Jesus as their Savior?

**Detective Dan's Lesson #5 Listening Assignment:**

As you listen to the story, see if you can figure out:

1. Who heard the good news of Jesus and believed?
2. How did they change after they believed?

**Read the questions, THEN SAY,***"Ok, Hide 'n' Seekers! Put on your best listening ears and see if you can hear the answers to Detective Dan's questions. When I finish telling the story, we will see if we can answer all the questions."*

**"The Case of the Runaway Who Ran Back" The Book of Philemon**

*Story with lines separating paragraphs (text in bold, optional interaction cues in italics) Numbers correspond to storyboard pictures and placement upon the storyboard. Always feel free to use less pictures, if it's best for your kids. Simply, black out the numbers next to pictures you do not plan to use. All pictures are found in the Visual Aids book. Put BG (background) pictures on storyboard ahead of time. SB pictures (listed below in story text) are added to board as you tell the story. These numbers are also found on the back of each picture.*

*Tip: Stack pictures in numerical order before telling story for easy use. Use sticky-back velcro to attach pictures to storyboard felt. Use sticky-tac putty to stick a picture on top of another picture.*

**(SB1) Philemon was a rich man who lived in the city of Colossae. He had a family and a big house with lots of land, and animals, and (SB2) people who worked for him.**

**Philemon was a very rich man in another way, too. He had been given a very special gift from God-- the one gift that makes a person richest of all. Can you guess what gift Philemon had been given?**

*Can you guess? We learned about it in our last story?*

**God had given Philemon the gift of (SB3) eternal life through Jesus!**

**Philemon (SB4) had travelled to a faraway city. And who happened to be there in that city at the same time? It was Paul! And I bet you can guess what Paul was doing there. He was sharing (SB5) the gospel-- the good news of Jesus-- with (SB6) all who would listen. Philemon stopped and listened with the others. This is (SB7) gospel Paul told them:**

**"(SB8) We are all sinners who disobey God. But God chose to send His Son, Jesus, to bring us back to Him!" Paul explained. "Jesus suffered and died on the cross. He paid for all the sins of God's people with His own, perfect life, so they could be forgiven by God. On the third day, (SB9) Jesus rose up from the dead. He had beaten sin and death for God's people!" Paul told them. "Come, be one of God's people! Turn away from your sins! Trust in Jesus as your Savior and live for Him!" he invited them. "God wants to give you the wonderful gift of eternal life with Him."**

**The (SB10) Holy Spirit worked in Philemon's heart as he listened. He turned away from his sins and trusted in Jesus as his Savior. God forgave his sins and Philemon became one of God's dearly loved people!**

**Philemon was so happy and so was Paul! "Thank you so much for telling me about Jesus!" Philemon told Paul. "I may be a rich man, but the gift of eternal life through Jesus is better than any riches!" Philemon now knew. He was so grateful to Paul.**

**But that was just the beginning. The Holy Spirit kept working inside of Philemon's heart. (SB11) He helped him love God and live for Him more and more. So, when Philemon went home, he did things differently.**

*What are some things God might want Philemon to do, as one of His people?*

**Philemon (SB12) prayed to God and asked for His help to live each day for Him, and God did! Philemon told others (SB13) the gospel--the good news of Jesus. They turned from their sins and trusted in Jesus as their Savior, too. Soon, a (SB14) little church of people gathered at Philemon's big house each week to worship God and help each other live for Him. How happy Philemon was!**

**Yes, Philemon was very happy, but there was someone else at Philemon's house who was NOT happy at all! His name was (SB15) Onesimus.**

**Onesimus was a worker at Philemon's house. Day after day, Onesimus worked. And day after day, Onesimus was unhappy. Onesimus became so unhappy that he decided to run away to a faraway city and never come back!**

**So...when no one was looking...(SB16,17) sneak, sneak, sneak, went Onesimus away from Philemon's house. Onesimus ran and hid. Then he ran some more. Onesimus knew it was wrong to run away, but he did it anyway.**

**(SB18) Run, run, run, Onesimus! (SB19,20, 21) Hide, hide, hide, Onesimus!**

*Can you crouch down and pretend like you are hiding like Onesimus did?*

*Story with lines separating paragraphs (text in bold, optional interaction cues in italics)*

**Philemon (SB22) looked all over for Onesimus. Philemon was sad. Philemon was MAD! Onesimus was his worker! It was very, very bad that he ran away! If Philemon ever finds Onesimus, he will be in BIG trouble!**

**Philemon looked and looked, but he never found Onesimus. Onesimus had run away far, far away--all the way to the big city of Rome. There, among all those big buildings and all of those crowds of people, (SB23) Onesimus hoped he could hide and never be seen by Philemon!**

**Onesimus was right. Philemon never saw him in that big city, but someone else DID see him. Someone who knew Philemon, and had shared with him the good news of Jesus. Can you guess who it was?**

**It was (SB24) Paul! What would Paul do with Onesimus? Would he capture Onesimus and send him back to Philemon? Would he get Onesimus in trouble? Let's see...**

*Is Paul going to get Onesimus in trouble? What do you think?*

**Paul talked with Onesimus. He shared with him (SB25) the gospel--the good news of Jesus. And as Paul talked, (SB26) the Holy Spirit worked in Onesimus' heart, and he believed! Onesimus turned away from disobeying God and trusted in Jesus as His Savior. God forgave Onesimus, and gave him (SB27) the gift of eternal life. Onesimus had become one of God's people. He and Paul were so happy!**

*Let's cheer "yay"! Onesimus is one of God's people now!*

**But that was just the beginning. The Holy Spirit kept on working inside of Onesimus, helping him (SB28) love God and live for Him more and more. God used Paul to help Onesimus, too.**

**"God's people turn to God when they are in trouble. They don't run away," Paul told Onesimus. "They ask Him to help them do the right thing. You must go back and make things right with Philemon. This is what pleases God," Paul urged him.**

**"I will help you, too," Paul told Onesimus. "I will write a (SB29) letter to Philemon. Philemon may be a very rich man; and, you may be his worker, but most of all, you both love God and want to live for Him. That means loving and forgiving each other, too," Paul told him.**

**Onesimus listened to Paul and he knew what he had to do. He was one of God's people now. He had run away from Philemon. Now he had to run back. He needed to say sorry to Philemon. He needed to make things right with him. This was going to be very, very hard.**

**What WOULD Philemon do to Onesimus when he went back? Would (SB30) Philemon punish him? Would he forgive him? Onesimus didn't know and I wouldn't be at all surprised if he was very scared. Wouldn't you be?**

*Can you make a scared face? That's how Onesimus felt about going back to Philemon!*

**But as scared as Onesimus might have been to go back. And as much as he did not want to face Philemon, Onesimus wanted something even more. He wanted to do whatever God wanted him to do.**

**He was one of God's people now. He loved God and he wanted to live like Jesus would. Jesus trusted God and so would he! Yes, he would!**

**So Onesimus said goodbye to Paul and went (SB31) run, run, running back home to Philemon with Paul's letter in his hand. He trusted God to help him and Philemon with whatever happened next. And God did!**

*Let's cheer really loud! Yay! God helped Onesimus and Philemon!*

**Cracking the Case:** (story wrap-up for Listening Assignments)

It's time to see how we did with our Listening Assignment.

**Detective Dan's Lesson #1 Listening Assignment:**

**1. Who ran away?** Onesimus ran away from working for Philemon.

**2. Why did he run back?** When Onesimus believed in Jesus, his life changed. Now he lived for Jesus. That even meant going back to Philemon and asking his forgiveness for running away.

**For You and Me:**

Believing in Jesus means we should live for Jesus, too. God tells us in His Word, the Bible, how He wants us to live. Sometimes it means doing things we don't like to do, but we know are right, just like Onesimus did when he went back to Philemon. God will help us to live for Him, just like He helped Onesimus. Ask Him! He loves to answer prayers like this.

**Detective Dan's Lesson #2 Listening Assignment:**

Our Bible verse is **Ephesians 5:1,2**: "Be imitators of God, as beloved children. And walk in love, as Christ loved us and gave himself up for us."

**1. What did Onesimus know he needed to do to live a life of love toward Philemon?** He needed to go back home and ask for Philemon's forgiveness for running away.

**2. How could Philemon live a life of love to Onesimus when Onesimus asked him for forgiveness?** He should forgive him.

**For You and Me:**

If we turn away from our sins and trust in Jesus as our Savior, we become God's people. That's just the beginning. God wants His people to live a life of love, just as Jesus Christ has loved them. Sometimes this is very hard, like it was for Onesimus and Philemon; but, God always promises to help His people live for Him. Thank you, God!

**Detective Dan's Lesson #3 Listening Assignment:**

I found four clues, but one of them is NOT in the story. They are: a hiding man; a house; a letter (scroll); a house; and, a monkey.

**1. Which picture does not belong in the story?**

The monkey does not.

**2. How are the other three pictures important in the story?**

Onesimus hid as he ran away from Philemon's house. When Onesimus changed and began to live for God, he knew he must go home and ask for Philemon to forgive him. Paul sent a letter urging Philemon to forgive Onesimus.

**For You and Me:**

Believing in Jesus means we should live for Jesus, too. God tells us in His Word, the Bible, how He wants us to live. Sometimes it means doing things we don't like to do, but we know are right, just like Onesimus did when he went back to Philemon. God will help us to live for Him, just like He helped Onesimus. Ask Him! He loves to answer prayers like this.

**Detective Dan's Lesson #4 Listening Assignment:**

**1. Who trusted in Jesus as his Savior?** Philemon and Onesimus.

**2. What did they ask God to help them do, after they trusted in Jesus as their Savior?** They asked God to help them live for Him.

**For You and Me:**

We can turn away from our sins and trust in Jesus as our Savior, too. We can ask God to help us to live for Him. God loves to answer these prayers!

**Detective Dan's Lesson #5 Listening Assignment:**

**1. Who heard the good news of Jesus and believed?** Philemon and Onesimus.

**2. How did they change after they believed?**

Philemon started telling everyone about Jesus and gathered people at his house to worship God. Onesimus went back home and asked Philemon for forgiveness.

**For You and Me:**

If we turn away from our sins and trust in Jesus as our Savior, God will help us change, too. He will help us to love Him and live for Him, and love others more and more, too.



**The Gospel** (story wrap-up if NOT using Listening Assignments)

**Our Bible Truth is:**  
**How Should God's People Live?**  
**They Should Live Like Jesus!**

But I'm sad to say that none of us really live like Jesus. We ALL disobey God. Just like Onesimus in our story, we need a Savior!

Who is that Savior? It's Jesus!

To everyone--even you and me--who says sorry to God and asks Jesus to be their Savior, God promises to forgive them and save them, just like He did Onesimus!

If we do, what a wonderful beginning that will be! We will get to know Him in our hearts now. Then one day, we will go to live happily with God forever.

And every day in between, God's Holy Spirit will be at work in us, helping us to live like Jesus!

*Close in prayer.*

**Closing Unit 12 ACTS Prayer**

A=Adoration C=Confession T=Thanksgiving S=Supplication


- A** God, we praise You for giving us Jesus, so we can know how You want us to live.
- C** God, many time we don't love You or others as You want us to. Please forgive us. We need a Savior!
- T** Thank You, God for promising to help us live like Jesus, by Your Holy Spirit.
- S** Please work in our hearts. Help us to turn away from our sins and trust in Jesus as our Savior. Help us to live like Jesus did, loving others and loving You most of all.

In Jesus' name we pray. Amen.





# How should God's people live?



ANSWER:

## They should live like Jesus!

VISUAL  
AID

#1

take out



of BQB

## The Big Question

*Hold up the Big Question sign for all the children to see, and say:*

The Big Question we are investigating today is Big Question Number 12:

**How Should God's People Live?**  
and the Answer is:  
**They Should Live Like Jesus!**

### Meaning:

We become God's people when we turn away from our sins and trust in Jesus as our Savior. When we do, God forgives our sins and we begin a whole new way of life. God's people no longer live life just to please themselves. They want to honor God with their whole lives, like Jesus did. They seek to love God most of all and love all people, too.

Let's sing our Big Question Song: "

## Big Q & A 12 Song

*HSK ESV Songs 12, track 12*

*(adapted version of "Pop, Goes the Weasel")*

How should God's people live each day?  
They should live like Jesus!  
How should God's people live each day?  
How should God's people live each day?  
How should God's people live each day?  
They should live like Jesus!



**"Be imitators of God, therefore, as dearly loved children  
and live a life of love, just as Christ loved us  
and gave himself up for us." Ephesians 5:1,2**



# Unit 12 Bible Verse

"Who would like to get our Bible verse out of the Big Question Briefcase for me?"

*Choose a child to open the briefcase, take out the "Bible" with the Bible Verse in it and hand it to you. Remove the Bible Verse Picture from the "Bible" (held in place by velcro) and hold it up for all the children to see, then say:*

## **Ephesians 5:1,2, ESV**

"Be imitators of God, as beloved children. And walk in love, as Christ loved us and gave himself up for us."

### **Meaning:**

When you imitate someone, you try to act like them. God's people honor God by imitating His good ways. There's no one better for us to imitate than Jesus Christ, God's Son. He loved God and loved others in everything He did. His perfect life shows us how God wants us to live. God's people know they are God's dearly loved children. How they want to live like Jesus did!

"We've said our Bible verse, now let's sing it!"

## **Walk in Love:**

## **Ephesians 5:1,2**

*HSK ESV Songs 12, track 14, 14T*

Therefore be imitators of God,  
as beloved children,  
And walk in love, as Christ loved us,  
Therefore be imitators of God,  
as beloved children,  
And walk in love, as Christ loved us,  
Walk, walk, walk in love,  
walk in love as Christ loved us,  
Walk, walk, walk in love,  
walk in love as Christ loved us.  
Ephesians Five, one and two.

"Now it's time to do a bit more deep down investigating. Let's read Detective Dan wants us to help him figure out. Would someone like to get it out for me?"



VISUAL  
AID

Place  
verse in


take out

#3

HSK Bible  
Folder

Big  
Question  
of BQB

HSK Bible  
Folder




# Detective Dan's Listening Assignment #1



# Detective Dan's

## Listening Assignment #1



Hi, Hide 'n' Seek Kids!

I'm working on a brand-new case called:

"The Case of the Runaway Who Ran Back."

I need to find out:

1. Who ran away?

AND

2. Why did he run back?

Can you help me? Listen carefully to the story and you might just hear the answers!

Thanks!

Detective Dan

**Then say,** "Ok, Hide 'n' Seekers! Put on your best listening ears and see if you can hear the answers to Detective Dan's questions. When I finish telling the story, we will see if we can answer all of his questions."

*Read the Bible Truth story, putting up the storyboard pictures as you tell it.*

*At the end of the story, repeat the questions and lead the children in answering them. Present the gospel and close in prayer.*

\*Answers to assignment questions, the gospel and ACTS prayer are also included at the end of the story text.\*

Answers:

It's time to see how we did with our Listening Assignment.

### **Detective Dan's Lesson #1 Listening Assignment:**

**1. Who ran away?** Onesimus ran away from working for Philemon.

**2. Why did he run back?** When Onesimus believed in Jesus, his life changed. Now he lived for Jesus. That even meant going back to Philemon and asking his forgiveness for running away.

### **For You and Me:**

Believing in Jesus means we should live for Jesus, too. God tells us in His Word, the Bible, how He wants us to live. Sometimes it means doing things we don't like to do, but we know are right, just like Onesimus did when he went back to Philemon. God will help us to live for Him, just like He helped Onesimus. Ask Him! He loves to answer prayers like this.



VISUAL  
AID

Place  
verse in  
take out

#4

HSK Bible  
Folder

Big  
Question  
Bridges  
of BQB

HSK Bible  
Folder



# Detective Dan's Listening Assignment #2



# Detective Dan's

## Listening Assignment #2



Hi, Hide 'n' Seek Kids!

I'm still working on the case called:

"The Case of the Runaway Who Ran Back."

Our Bible verse is Ephesians 5:1,2:

"Be imitators of God, as beloved children. And walk in love, as Christ loved us and gave himself up for us."

I need to find out:

1. What did Onesimus know he needed to do to live a life of love toward Philemon?

AND

2. How should Philemon live a life of love to Onesimus when he asks for forgiveness?

Can you help me? Listen carefully to the story and you might just hear the answers!

Thanks for your help!

Detective Dan

***Then say.*** "Ok, Hide 'n' Seekers! Put on your best listening ears and see if you can hear the answers to Detective Dan's questions. When I finish telling the story, we will see if we can answer all of his questions."

*Read the Bible Truth story, putting up the storyboard pictures as you tell it. At the end of the story, repeat the questions and lead the children in answering them. Present the gospel and close in prayer.*

\*Answers to assignment questions, the gospel and ACTS prayer are also included at the end of the story text.\*

Answers:

Our Bible verse is Ephesians 5:1,2: "Be imitators of God, as beloved children. And walk in love, as Christ loved us and gave himself up for us."

**1. What did Onesimus know he needed to do to live a life of love toward Philemon?** He needed to go back home and ask for Philemon's forgiveness for running away.

**2. How could Philemon live a life of love to Onesimus when Onesimus asked him for forgiveness?** He should forgive him.

**For You and Me:**

If we turn away from our sins and trust in Jesus as our Savior, we become God's people. That's just the beginning. God wants His people to live a life of love, just as Jesus Christ has loved them. Sometimes this is very hard, like it was for Onesimus and Philemon; but, God always promises to help His people live for Him. Thank you, God!




VISUAL  
AID  
#5A

Place  
verse in



take out  
of BQB



# Detective Dan's Listening Assignment #3



# Detective Dan's

## Listening Assignment #3



Hi, Hide 'n' Seek Kids!

I'm still working on the case called:

"The Case of the Runaway Who Ran Back."

I found four clues, but one of them is NOT in the story. They are: a hiding man; a house; a letter (scroll); and, a monkey.

*Hold up each of the four pictures for the children to see as you identify them. Better yet, put them up on your flannelgraph board, off to one side.*

**I need to know:**

**1. Which picture does not belong in the story?**

**AND**

**2. How are the other three pictures important in the story?**

Can you help me? Listen carefully to the story and you might just hear the answers!

Thanks!

Detective Dan

***Then say.*** "Ok, Hide 'n' Seekers! Put on your best listening ears and see if you can hear the answers to Detective Dan's questions. When I finish telling the story, we will see if we can answer all of his questions."

*Read the Bible Truth story, putting up the storyboard pictures as you tell it.*

*At the end of the story, repeat the questions and lead the children in answering them. Present the gospel and close in prayer.*

\*Answers to assignment questions, the gospel and ACTS prayer are also included at the end of the story text.\*

Answers:

**1. Which picture does not belong in the story?** The monkey does not.

**2. How are the other three pictures important in the story?** Onesimus hid as he ran away from Philemon's house. When Onesimus changed and began to live for God, he knew he must go home and ask for Philemon to forgive him. Paul sent a letter urging Philemon to forgive Onesimus.


**For You and Me:**

Believing in Jesus means we should live for Jesus, too. God tells us in His Word, the Bible, how He wants us to live. Sometimes it means doing things we don't like to do, but we know are right, just like Onesimus did when he went back to Philemon. God will help us to live for Him, just like He helped Onesimus. Ask Him! He loves to answer prayers like this.

## A Hiding Man



## A House









HSK 12 Lesson 3 Listening Assignment Clue Picture 2 for kids

HSK 12 Lesson 3 Listening Assignment Clue Picture1 for kids



monkey



Letter (Scroll)



HSK 12 Lesson 3 Listening Assignment Clue Picture 4 for kids

HSK 12 Lesson 3 Listening Assignment Clue Picture 3 for kids

VISUAL  
AID

Place  
verse in

take out


#6

Big  
Question  
Folder

HSK  
Bible  
Folder

HSK Bible  
Folder

of BQB



# Detective Dan's Listening Assignment #4



# Detective Dan's

## Listening Assignment #4



Hi, Hide 'n' Seek Kids!

I'm still working on the case called:

"The Case of the Runaway Who Ran Back."

I need to find out:

1. Who asked Jesus to be his Savior?
- AND
2. What did they ask God to help them do, after they trusted in Jesus as their Savior?

Can you help me? Listen carefully to the story and you might just hear the answers!

Thanks!

Detective Dan

***Then say.*** "Ok, Hide 'n' Seekers! Put on your best listening ears and see if you can hear the answers to Detective Dan's questions. When I finish telling the story, we will see if we can answer all of his questions."

*Read the Bible Truth story, putting up the storyboard pictures as you tell it. At the end of the story, repeat the questions and lead the children in answering them. Present the gospel and close in prayer.*

\*Answers to assignment questions, the gospel and ACTS prayer are also included at the end of the story text.\*

Answers:

1. **Who asked Jesus to be his Savior?** Both Philemon and Onesimus.
2. **What did they ask God to help them do, after they trusted in Jesus as their Savior?** They asked God to help them live for Him.

**For You and Me:**

We can turn away from our sins and trust in Jesus as our Savior, too. We can ask God to help us to live for Him. God loves to answer these prayers!



VISUAL  
AID

#7

Place  
verse in



take out  
the  
Question  
Review  
of BQB



# Detective Dan's Listening Assignment #5



# Detective Dan's Listening Assignment #5



Hi, Hide 'n' Seek Kids!

I'm still working on the case called:

"The Case of the Runaway Who Ran Back."

I need to find out:

1. Who heard the good news of Jesus and believed?

AND

2. How did they change after they believed?

Can you help me? Listen carefully to the story and you might just hear the answers!

Thanks!

Detective Dan

**Then say,** "Ok, Hide 'n' Seekers! Put on your best listening ears and see if you can hear the answers to Detective Dan's questions. When I finish telling the story, we will see if we can answer all of his questions."

*Read the Bible Truth story, putting up the storyboard pictures as you tell it.*

*At the end of the story, repeat the questions and lead the children in answering them. Present the gospel and close in prayer.*

\*Answers to assignment questions, the gospel and ACTS prayer are also included at the end of the story text.\*

Answers:

**1. Who heard the good news of Jesus and believed?** Philemon and Onesimus.

**2. How did they change after they believed?** Philemon started telling everyone about Jesus and gathered people at his house to worship God. Onesimus went back home and asked Philemon for forgiveness.

**For You and Me:**

If we turn away from our sins and trust in Jesus as our Savior, God will help us change, too. He will help us to love Him and live for Him, and love others more and more, too.

---

## HSK 12 Storyboard Picture Key: Background Pictures (BG)

---

Put these pictures in place on your storyboard BEFORE you tell your story.

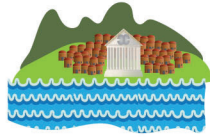
**BG1 Colossae**



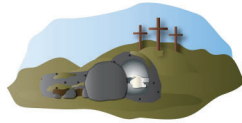
**BG2 Philemon's  
House, Land  
and Animals**



**BG3 City of Ephesus**



**BG4 Empty Tomb**



**BG5 Road**



**BG6 Rome**





## HSK 12 Storyboard Picture Key: Storyboard Pictures (SB)

Store these pictures in numerical order in your HSK Bible Folder.

Add these to your story as you tell it. Numbers correspond to placement order.

**SB1 Philemon and His Family**



**SB16 Onesimus Sneaking 1**



**SB2 Philemon's Workers**



**SB17 Onesimus Sneaking 2**



**SB3 The Gift of Eternal Life**



**SB18 Onesimus Running**



**SB4 Philemon Listening**



**SB19 Onesimus Sneaking 3**



**SB5 Paul Preaching the Gospel**



**SB20 Onesimus Sneaking 4**



**SB6 People Listening**



**SB21 Onesimus Sneaking 5**



**SB7 The Gospel**



**SB22 Philemon Looking for Onesimus**



**SB8 Jesus Died on the Cross to For God's People's Sins**



**SB23 Onesimus in Rome**



**SB9 Risen Jesus**



**SB25 The Gospel**



**SB10 Holy Spirit Working in His Heart**



**SB26 The Holy Spirit**



**SB11 Loving God and Living for Him**



**SB27 The Gift of Eternal Life**



**SB12 Philemon Praying**



**SB28 Loving God and Living for Him**



**SB13 Philemon Preaching the Gospel**



**SB29 Paul's Letter**



**SB14 Little Church of Believers Who Love God and Live for Him**



**SB30 Philemon Thinking about Running Back Home and Onesimus Punishing Him**



**SB15 Onesimus**



**SB31 Philemon, Running Home with Letter**




[illegible]

NOTE:

Some of the larger images are assembled from two or more pages. You can make these easier to fold by leaving a small gap in the lamination between the pieces. This allows you to fold the image along the gap.



leave slight gap here  
to create a “hinge” for  
easy folding






**BG1 Colossae pg 1 of 2**

HSK 12 Story

glue together, then laminate

Place on board BEFORE telling story



**BG1 Colossae pg 2 of 2**

HSK 12 Story

glue together, then laminate

Place on board BEFORE telling story





**BG6 Rome pg 1 of 2**

HSK 12 Story

glue together, then laminate

Place on board BEFORE telling story





**BG6 Rome pg 2 of 2**

HSK 12 Story

glue together, then laminate

Place on board BEFORE telling story





**BG5 Road Part 1 of 4**

HSK 12 Story

glue together, then laminate

Place on board BEFORE telling story

**BG5 Road Part 3 of 4**

HSK 12 Story

glue together, then laminate

Place on board BEFORE telling story



**BG5 Road Part 2 of 4**

HSK 12 Story

glue together, then laminate

Place on board BEFORE

telling story

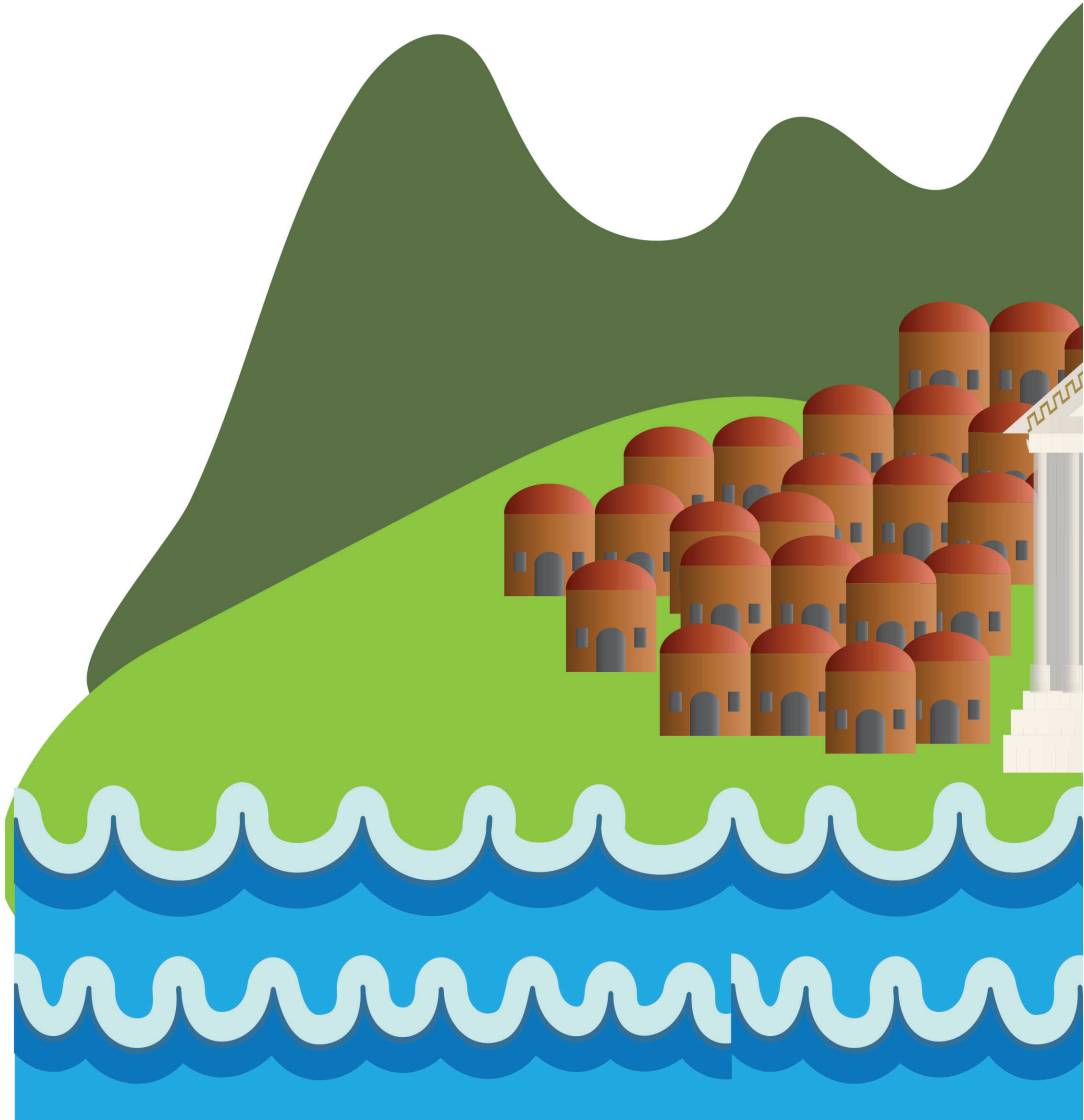
**BG5 Road Part 4 of 4**

HSK 12 Story

glue together, then laminate

Place on board BEFORE

telling story






**BG3 City of Ephesus pg 1 of 2**

HSK 12 Story

glue together, then laminate

Place on board BEFORE telling story



**BG3 City of Ephesus pg 2 of 2**

HSK 12 Story

glue together, then laminate

Place on board BEFORE telling story



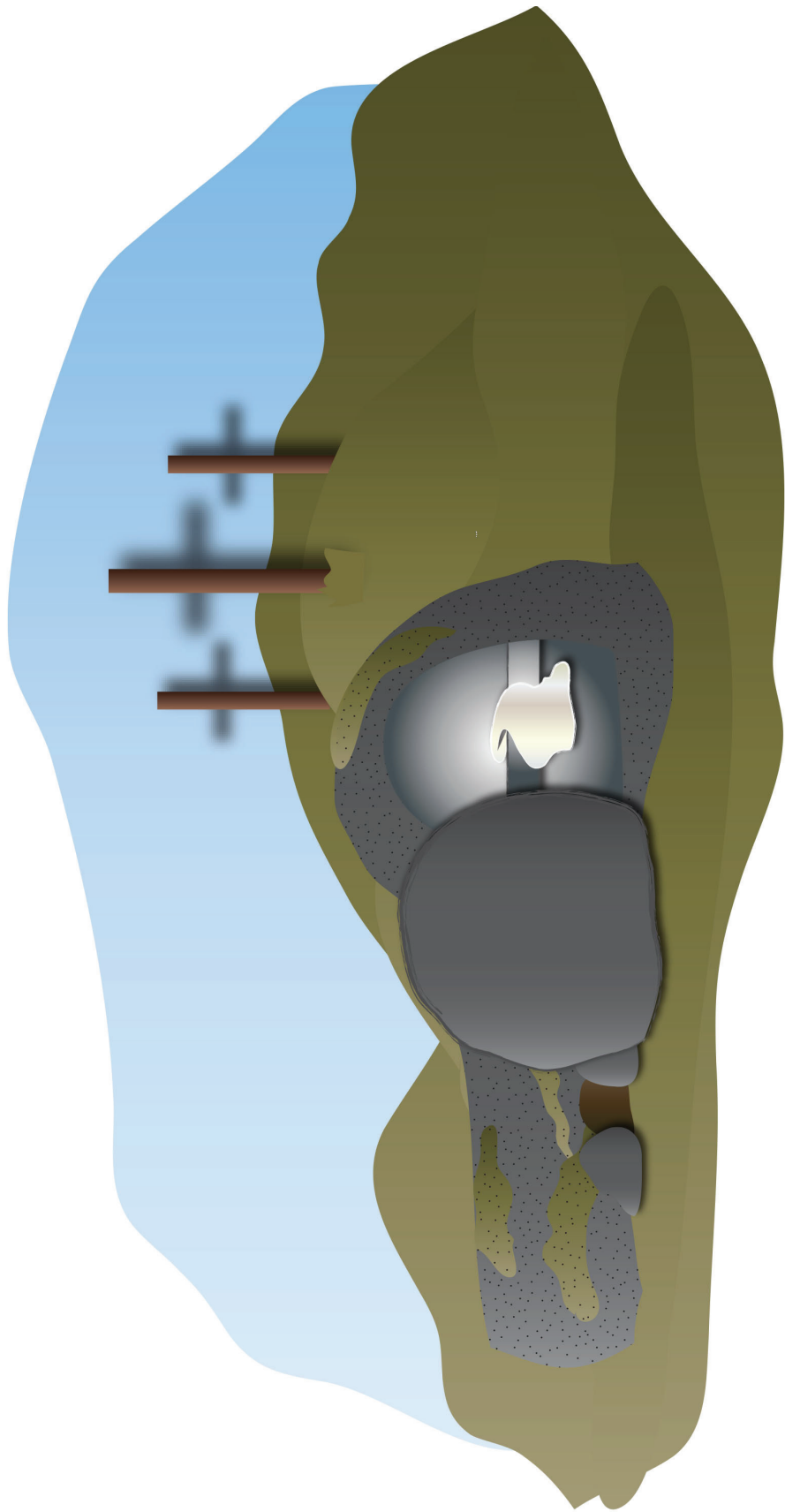


**BG2 Philemon's Land and Animals,**  
HSK 12 Story  
Place on board BEFORE telling story



**SB23 Onesimus in Rome**  
HSK 12 Story

**SB13 Philemon Preaching the Gospel**  
HSK 12 Story





**BG4 Tomb Scene**

HSK 12 Story

Place on board BEFORE telling story




**SB14 Little Church of Believers**

HSK 12 Story

**SB5 Paul Preaching the Gospel**

HSK 12 Story





**SB20 Onesimus Sneaking 4**

HSK 12 Story

**SB8 Jesus Died on the Cross to For  
God's People's Sins**





HSK 12 Story

**SB7 Gospel**

HSK 12 Story

**SB21 Onesimus Sneaking 5**

HSK 12 Story



**SB19 Onesimus Sneaking 3**  
HSK 12 Story

**SB9 Jesus Risen**  
HSK 12 Story

**SB25 Gospel**  
HSK 12 Story






**SB18 Onesimus Running**  
HSK 12 Story

**SB27 The Gift of  
Eternal Life**  
HSK 12 Story


**SB16 Onesimus Sneaking 1**  
HSK 12 Story

**SB4 Philemon Listening**  
HSK 12 Story

**SB1 Philemon  
and His Family**  
HSK 12 Story



Eternal Life





**SB22 Philemon Looking for Onesimus** HSK 12 Story

**SB24 Paul in Rome**  
HSK 12 Story

**SB31 Onesimus Returning Home** HSK 12 Story

**SB12 Philemon Praying**  
HSK 12 Story

**SB29 Paul's Letter**  
HSK 12 Story



**SB15 Onesimus**  
HSK 12 Story

**SB3 Eternal Life**  
HSK 12 Story

**SB2 Philemon's Workers**  
HSK 12 Story

**SB10 Holy Spirit**  
HSK 12 Story

**SB26 Holy Spirit**  
HSK 12 Story



**SB11 Holy Spirit Helping  
Him Love God and  
Live for Him**  
HSK 12 Story

**SB28 Holy Spirit  
Helping Him Love  
God and Live for Him**  
HSK 12 Story

**SB17 Onesimus Sneaking 2**  
HSK 12 Story

**SB30 Philemon Thinking  
about Running Back  
Home and Onesimus  
Punishing Him**

**SB6 People Listening**  
HSK 12 Story

# Hide 'n' Seek Kids

Other  
Visual Aids





## The Hide 'n' Seek Kids "Bible" Folder

This is a homemade folder that looks (kinda) like the cover of a Bible. You will use this to put the Bible verse, the Bible Story and storyboard pictures to help make the point that the truths you are teaching them come from the Bible.

### Supplies

1 piece of 22" x 28" posterboard (white is fine. Green or brown is nice)

Glue

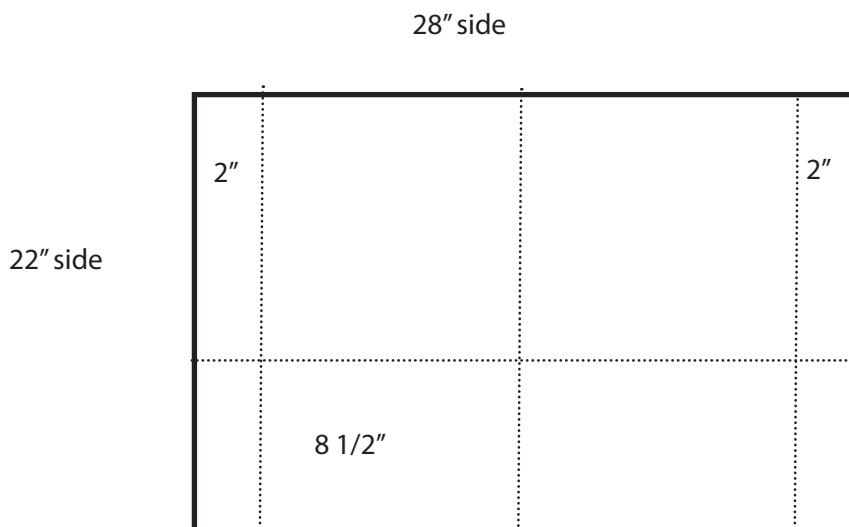
Stapler and staples or packing tape

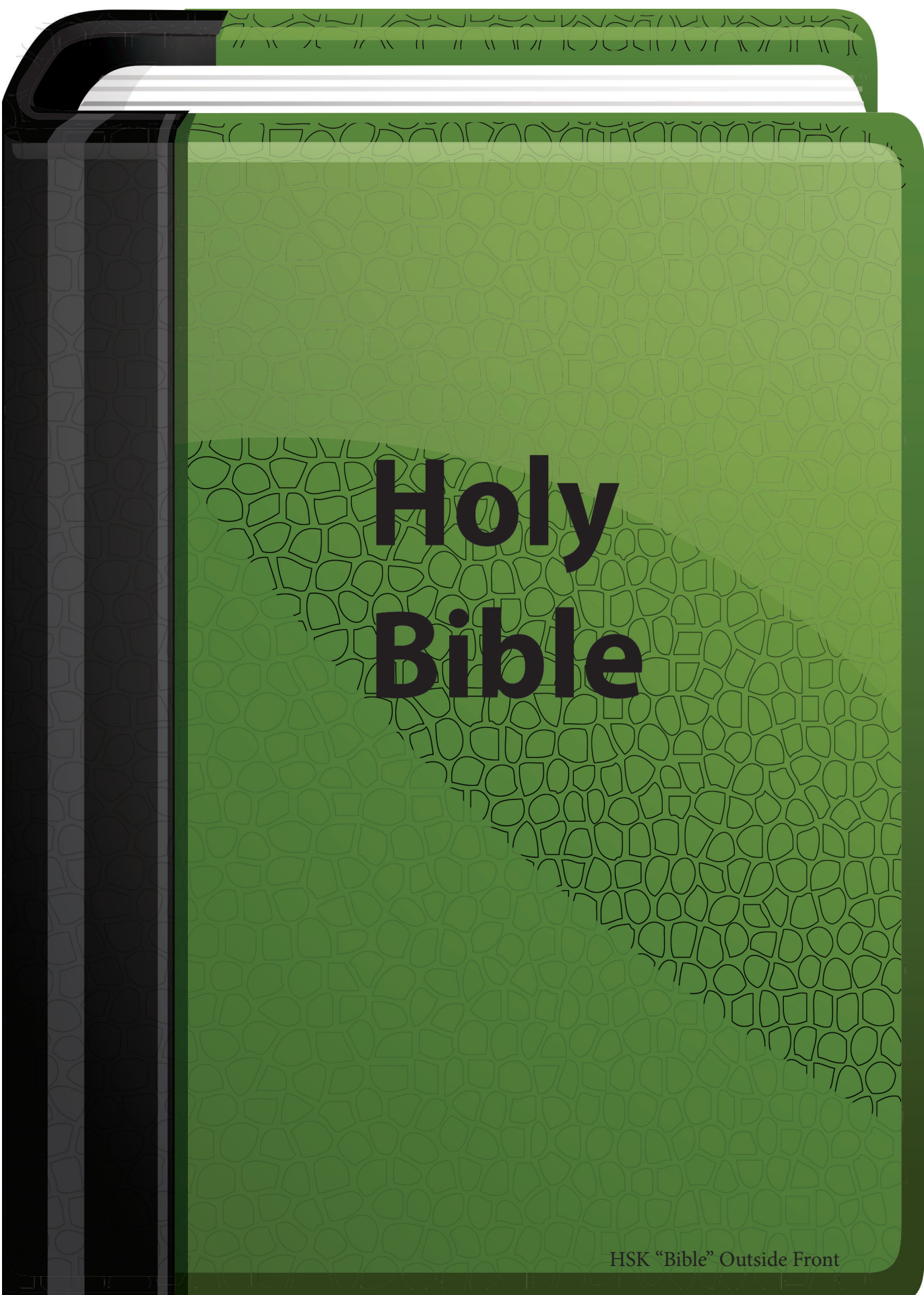
The Bible Cover pictures (see online with resources for this unit or from the back of each Hide 'n' Seek Kids Visual Aids book.)

NOTE: The Bible Cover pictures included in the Hide 'n' Seek Kids Visual Aids books cannot be created larger than 8.5" x 11". That means that they will be under-sized for a Bible Folder of the dimensions you are making. However, you can go online to the Hide "n' Seek Kids curriculum and there is a pdf of a bigger version of these covers that will actually fit the size of this HSK "Bible" Folder.

### Directions

1. Lay out poster board with long side along the bottom.
2. Fold in 2" on each side.
3. Take packing tape and tape the folded in 2" flaps to the main section of the posterboard, all the way down.
3. Fold up 8 1/2" on the bottom of the poster board.
4. Use packing tape to tape this flap in place, all the way down.
5. Take scissors and snip through the tape where the flap is attached to the folder. This will give you a bit more room in the folder.
6. Fold the poster board in the middle to make the center fold.
7. Cut out the Bible Cover Pictures. If possible, laminate these. They will last longer.
- 8.. Glue the two cover pieces to the outside of the folder.



The image shows the front cover of a green Bible. The cover has a textured, scale-like pattern. The words "Holy Bible" are printed in large, bold, black letters in the center. The spine of the Bible is visible on the left, showing a dark grey or black textured material. The top edge of the Bible is visible, showing the white pages.

# Holy Bible

HSK "Bible" Outside Front







HSK "Bible" Outside Back





## Making a Flannelgraph Storyboard

for use in story-telling and in playing the story review games

While you may decide to use sticky tac and stick your storyboard pictures to a white board, it is very easy to make a flannelgraph board. The advantage to the flannelgraph board is that the pictures stick very easily and there is no messing with the sticky-tac.

### Supplies

Large Format Pictures Board: AT LEAST a 36" x 48" foamboard or corkboard (We actually use a far bigger canvas and attach it to the wall) A science project board with the two sides that fold out makes a good 36" x 48" board.

Small Format Pictures Board: AT LEAST a 24" x 36" (to 36" x 48)" board

Large piece of neutral-colored felt to cover your board with extra to overlap over to the back, if desired.

Glue gun and glue sticks

### Directions

1. Center felt on front side of board. Turn over. Secure in place with glue.

## Making Durable Storyboard Pictures

for use in story-telling and in playing the story review games

Whether you purchase the Hide 'n' Seek Kids storyboard pictures from Amazon or print them off the website (included in the Hide 'n' Seek Kids Visual Aids book), you will want to find some way to make them more durable. They are used not only as a part of telling the story, but are integral in the story review games. Here's how we make ours durable enough to be used over and over again. **See note below for other simpler options for using these pictures.**

### Supplies

Hide 'n' Seek Kids Visual Aids book (purchased or downloaded)

White cardstock or printer paper (if downloading pictures)

Sticky-back velcro, circles or cut pieces; or sticky tac putty

Laminator or Self-laminating sheets

Sturdy Sheet Protectors, preferably the "Secure Top" kind, like offered by Avery

Flannelgraph pictures for the Bible stories found at [www.praisefactory.org](http://www.praisefactory.org) with each unit's resources.

### Directions

1. Purchase from Amazon or download and print out the storyboard figures.
2. Cut out flannelgraph figures.
3. Laminate the figures.

**Special tip:** When laminating the big background pictures that are two (and sometimes even three or four) pieces put together, leave a small gap between the two pieces before laminating together. This small space acts like a hinge and allows you to fold up pictures without hurting them into a manilla envelope that fits 8.5" x 11" sheets of paper along with all of the smaller, regular-sized storyboard pictures.

4. If using a flannelgraph board: Stick a piece of sticky backed velcro (ROUGH SIDE) onto the back of each figure. If using sticky tack and whiteboard: simply stick a small amount of sticky tack on the back of a picture when using it. Remove and store sticky tack in airtight container.

**Note:** Instead of using all of the pictures as separate flannelgraph pieces, you can choose to use only a few (helpful to have 10 for the story review game); you can clump them onto posterboard and make them into picture scenes; or, you can simply use the Storyboard Picture Guide as a single picture. At [praisefactory.org](http://praisefactory.org), go to HSK Bits and Pieces for a 22" x 28" poster size jpg of this picture guide if you want to create a large version.

## Big Question Box/Briefcase

### What You Want

The Big Question Briefcase is a briefcase or other container with these characteristics:

- Ideally, this should be around 17" x 12", but needs to be at least big enough to fit a 8 ½" x 11" sheets of paper inside it.
- Have various pockets to put these sheets in
- Is attractive or curious looking to preschoolers
- Not necessary, but extremely fun, if it has a combination lock

### Finding a Briefcase:

You can certainly buy one new, but you always may find a used one at a thrift shop. Or, someone may have one they want to donate. We use one that stores valuables in it and is the 17" x 12" size. Very durable and has the lock feature that the kids love.

You also can move away from the briefcase idea and use a little trunk or other box for your substitute briefcase. Just change the name to the Big Question Box, if you use a box instead. A boot box or the cardboard box that 10 reams of copy paper comes in is a great size, if you are using a box.

If you use a box, but want a lock-like feature, that's easy to do. Simply cut "straps" out of felt or vinyl and glue in place to the top and bottom sides of the box on one side, with the top strap overlapping the bottom straps. Add velcro to the top and bottom pieces so that they meet and fasten. Make back "hinges" for the box with the felt/vinyl straps, too. Or, you can simply add a belt around the box that has to be unfastened before the box can be opened.

Here are some suggestions for decorating a box or even the outside of your briefcase to make it appealing.

### Supplies

Your box/briefcase

Plain white contact paper or white cardstock

Colorful wrapping paper

Glitter glue

Markers

Sequins, fake jewels, buttons, rick rack, etc.

Other decorating supplies

Stickers

Glue

Clear packing tape

### Directions

1. If you are using a box that has wording on it, you will first need to make plain surfaces for decorating and a hinge for the lid. Stick the white contact paper or white cardstock to each side of the box. On the other hand, you can also use colorful wrapping paper. Then, make a lid by sticking the clear packing tape along one long side of the box, attaching the lid to the box.

2. Use the craft decorating supplies to decorate the box. If desired, you can put a big question mark on top of the box, but remember that you are working with two and three year olds: the question mark symbol is not very meaningful to them yet.