

# Hide 'n' Seek Kids

Volume 4

Visual Aids, ESV

Units 13-16



Constance Dever ©2016 Praise Factory Media



Curriculum for preschool and elementary age children,  
training tools, music and other resources  
are available for download or to order at:  
[www.praisefactory.org](http://www.praisefactory.org)

© 2015 Praise Factory Media all rights reserved. May be reproduced by licensed user for classroom purposes only.

This and many other resources are available online at [www.praisefactory.org](http://www.praisefactory.org)

Scripture quotations marked (NIV) are taken from the Holy Bible, New International Version®, NIV®. Copyright © 1973, 1978, 1984 by Biblica, Inc.™ Used by permission of Zondervan. All rights reserved worldwide.[www.zondervan.com](http://www.zondervan.com)

Scripture quotations marked (ESV) are from The Holy Bible, English Standard Version® (ESV®), copyright © 2001 by Crossway, a publishing ministry of Good News Publishers. Used by permission. All rights reserved.

Scripture quotations marked HCSB are taken from the Holman Christian Standard Bible®, Copyright © 1999, 2000, 2002, 2003, 2009 by Holman Bible Publishers. Used by permission. Holman Christian Standard Bible®, Holman CSB®, and HCSB® are federally registered trademarks of Holman Bible Publishers.



# Table of Contents

<b>Getting Started with Hide 'n' Seek Kids</b>	<b>5</b>
<b>Unit 13 Visual Aids</b>	<b>7</b>
About the Hide 'n' Seek Kids Visual Aids	8
Story	9
Big Question and Answer	15
Bible Verse	17
Detective Dan's Listening Assignment #1	19
Detective Dan's Listening Assignment #2	21
Detective Dan's Listening Assignment #3	23
Detective Dan's Listening Assignment #4	29
Detective Dan's Listening Assignment #5	31
Storyboard Pictures Keys	33
Storyboard Pictures Placement Guide	35
Storyboard Pictures	37
<b>Unit 14 Visual Aids</b>	<b>79</b>
About the Hide 'n' Seek Kids Visual Aids	80
Story	81
Big Question and Answer	87
Bible Verse	89
Detective Dan's Listening Assignment #1	91
Detective Dan's Listening Assignment #2	93
Detective Dan's Listening Assignment #3	95
Detective Dan's Listening Assignment #4	101
Detective Dan's Listening Assignment #5	103
Storyboard Pictures Keys	105
Storyboard Pictures Placement Guide	107
Storyboard Pictures	109
<b>Unit 15 Visual Aids</b>	<b>157</b>
About the Hide 'n' Seek Kids Visual Aids	158
story	159
Big Question and Answer	165
Bible Verse	167
Detective Dan's Listening Assignment #1	169
Detective Dan's Listening Assignment #2	171
Detective Dan's Listening Assignment #3	173
Detective Dan's Listening Assignment #4	179
Detective Dan's Listening Assignment #5	181
Storyboard Pictures Keys	183
Storyboard Pictures Placement Guide	185
Storyboard Pictures	187

<b>Unit 16 Visual Aids</b>	<b>227</b>
About the Hide 'n' Seek Kids Visual Aids	228
Story	229
Big Question and Answer	235
Bible Verse	237
Detective Dan's Listening Assignment #1	239
Detective Dan's Listening Assignment #2	241
Detective Dan's Listening Assignment #3	243
Detective Dan's Listening Assignment #4	249
Detective Dan's Listening Assignment #5	251
Storyboard Pictures Keys	253
Storyboard Pictures Placement Guide	255
Storyboard Pictures	257
<b>Other Visual Aids</b>	<b>311</b>
Making the Hide 'n' Seek Bible Folder	312
Hide 'n' Seek Kids Bible Folder Picture Front Cover	313
Hide 'n' Seek Kids Bible Folder Picture Back Cover	315
Making a Flannelgraph Storyboard	317
Making Durable Storyboard Pictures	317
Making a Big Question Box/Briefcase	318

## Getting Started with Hide 'n' Seek Kids

### Get It



Order the **Praise Factory Tour: Extended Version** (or download it from the website in the Getting Started with Hide 'n' Seek Kids section). It is going to be your easiest, most visual way to learn about this curriculum. Order/download the **Hide 'n' Seek Kids Core Curriculum (ESV/NIV)** and the **Hide 'n' Seek Kids Visual Aids books (Small Format/Large Format pictures)** resources.

### Tour It....Three Times

1

**1. Read through the whole Praise Factory Tour: Extended Version book once.**

Learn how each curriculum in the Praise Factory family is related to each other. Pay special attention to the section on Hide 'n' Seek Kids.

2


**2. Go back and read through just the section on Hide 'n' Seek Kids in the Tour book again.**

3

**3. Now go back and read the Hide 'n' Seek section of the Tour book a third time, only this time, get out your two resource books (Hide 'n' Seek Kids Core Curriculum and Hide 'n' Seek Kids Visual Aids books) and follow along.**

This will help you see how the curriculum flows and where to find each of the resources visualized in the Tour Book.

### Rip It Up



The **Hide 'n' Seek Kids Visual Aids book** is meant to be taken apart. These will be made into your visual aids and storyboard pictures used in each lesson.

### You May Want to Second It



The **Hide 'n' Seek Kids Core Curriculum book** contains resources you will probably want to photocopy--such as, the lesson plans, the crafts/take home sheets, and the music for the songs. **For this reason, you might want to print out a second copy (from online) or buy a second copy of the book.** This will allow you to take apart one copy for easy photocopying and still have another one intact for reference. Or, you can photocopy a copy from your original and keep that on hand.

### Choose It



Choose how you want to use the curriculum resources with your kids and your setting. There is a questionnaire and other resources in the Getting Started section of the [praisefactory.org](http://praisefactory.org) website that can help you make the best custom fit for your situation. You may want to follow the curriculum as written and use them all. Or, you may want to pick and choose. Do what is best for your situation.

### Prepare It and Protect It



Cut out and laminate the Big Question Box resources (Big Question and Answer; Bible Verse; and, Listening Assignment signs) as well as the storyboard pictures from the **Hide 'n' Seek Kids Visual Aids book**. Stick velcro on the back of the storyboard pictures to get them ready to be used on the storyboard and in the Story Review games. **More information about making storyboard pictures can be found in Appendix E of the Core Curriculum books.**

### Download It



Download the **zip file of unit songs** from the website.

## Getting Started with Hide 'n' Seek Kids, continued

### Make It... Before You Get Started



There are a few more resources that Hide 'n' Seek Kids uses that you will need to make before you use the curriculum. You need to purchase/make a **Big Question Box**; a **HSK "Bible" folder**; and a **flannelgraph storyboard**. Directions for making these are found in the **back of the Core Curriculum books in Appendix E**.

### Are You Game?



There is one more set of resources you will be glad you made ahead of time: the games! Hide 'n' Seek Kids is a very active curriculum, with a number of different games suggested for each lesson. The good news is that they are used in a rotation throughout the curriculum. That means, once you make these games, you store them and use them over and over (and for years to come!).

While you only need to make whatever games you choose to use with each lesson, **I strongly recommend that you make all the games before you start using the curriculum**. Get the prep work over with at the beginning and coast your way through years of enjoyment!

**Store them in ziploc bags or baskets** and pull them out when needed. So simple! Your teachers will love how easy it is to have an engaging learning session with so little work for them to do! Happy teachers are more likely to be repeat teachers! **A full list of the games and the supplies needed to make them can be found in the back of the Core Curriculum books in Appendix B with the instructions for all the games.**

### Session Prep



Prepare the curriculum for your teachers. Largely, this will mean making copies of the lesson plan, the crafts and take home sheets...especially if you have already assembled the games. We give the teachers a **basket of curriculum and materials they will use to teach the class each session**. This has worked very well for us.

### Don't Ignore It, Store It!



This is a curriculum that keeps on giving, year after year. If you do a good job of storing the curriculum, it will serve your church well and at little cost for many years. We store the resources for each unit in **manilla envelopes and magazine storage boxes**.

### Learn More



**There are many more resources online that may help you customize the curriculum** to fit your learning situation. These are listed online in the Praise Factory Resources section, as well as in the Getting Started section.

Two you might especially want to look at are:

- **From the Ground Up** (Making a Great Start in Children's Ministry and with the Praise Factory Family of Curriculum)
- **Classroom Management Suggestions for Teaching Preschoolers**

These are available for download or to order through Amazon.com.

### See It in Action



visit us in  
Washington,  
D.C.

**Three times a year** (the third Saturday/Sunday of March, May and September), we hold a **free lunch, learn-and-look workshop and observation time here at Capitol Hill Baptist Church in Washington, D.C.**

On the Saturday, we gather for lunch and talk philosophy, child protection policy, encouraging parents, dealing with discipline issues, etc. and, of course, curriculum. After finishing up our group session, we are happy to talk to individual churches about their particular situations. Then on Sunday, we offer an opportunity to see Hide 'n' Seek Kids and the other Praise Factory curriculum in action in our classes. The registration form for these workshops can be found on the Praise Factory website.



# Hide 'n' Seek Kids

## Unit 13 Visual Aids



## About the Hide 'n' Seek Kids Visual Aids

### How Are They Used?



The Hide 'n' Seek Visual Aids book is a companion resource to be used alongside the Hide 'n' Seek Kids Core Curriculum book for each unit. These colorful pictures are used in presenting the key concepts; telling the Bible stories; and, in playing the Bible Story Review games.

### What Do They Include?



**There are five, different resources included in this book:**

**1. Key Concept Visual Aids**-- colorful signs of the Big Question and Answer, the Bible verse, and the Listening Assignments to use with the 5 lessons for each unit.

**2. The Storyboard Picture Key**--a who's who of the pictures in thumbnail size. Some pictures are labelled "BG." These are your background pictures that you put on the storyboard before telling the story. The rest of the pictures are labelled "SB." These are pictures you put up on the storyboard as you tell the story.


**3. Storyboard Suggested Picture Placement** page--where to place the pictures on your storyboard.

**4. The pictures, themselves.** Notice that each picture is identified and numbered on the back for easy reference. The numbers correspond to the numbers in the Picture Placement Key and in the actually story script (found in the Core Curriculum book.)

**5. Directions** for making the Hide 'n' Seek Kids "Bible" Folder and the **back/front images** to paste in place when making it. (Larger back/front images are found online with the curriculum.)

(Directions for how to make a homemade flannelgraph storyboard and sturdy storyboard pictures are found in **Appendix E in the Core Curriculum book.**)

### Ready, Set, Rip It Out!



This book is meant to be ripped up and made into your visual aids. The key concept signs can be cut out and laminated or slipped into sheet protectors. Cut out around the storyboard images and ideally, laminate these. Some of the biggest pictures actually need to be stuck together, before laminating.

### Store It!



Hide 'n' Seek Kids is a curriculum that can be used over and over. Store your visual aids and storyboard pictures after using them and they will serve you for many years. We store ours in manilla envelopes and then put them (along with all the rest of the curriculum) in magazine files, labelled by unit. If you have multiple classes using the curriculum, store each set of resources in separate manilla envelopes. This will make prep much simpler, second time around.

### Replacement Storyboard Pictures



You can always purchase this book again or simply go online and print out any pictures that go missing.

### Two Sizes of Storyboard Pictures



There are two sizes of storyboard pictures to choose from: the standard, large format pictures; or, the smaller format pictures. The larger pictures are best for a big classroom and a storyboard that is at least 36" x 48." (We actually make a whole section of a wall into a felt storyboard!) The small format pictures are created to fit smaller storyboards--in the 24" x 36" to 36" by 48" range. They are most useful in the smaller class or for use at home.

## The Case of the Terrible Trouble

*Acts 17; 1 & 2 Thessalonians*



of BQB

### Story-telling Tips

Ahead of time:

1. Read the Bible verses and story. Pray!
2. Choose story action cues and/or prepare storyboard pictures, if using. (Included in Visual Aids book)
3. Practice telling story with the pictures, timing your presentation. Shorten, if necessary to fit your allotted time.

During your presentation:

1. Maintain as much eye contact as possible as you tell the story.
2. Put up storyboard figures/add story action cues as you tell the story. Allow the children to help you put them on the board, if desired.
3. Include the children in your story with a few questions about what they think will happen or words/concepts that might be new to them.
4. Watch the kids for signs that their attention span has been reached. Shorten, if necessary.

## INTRODUCTION/ LISTENING ASSIGNMENTS

**“Our story is called: The Case of the Terrible Trouble. Here is your listening assignment...”**

*Read from Detective Dan’s Listening Assignment signs, but questions are summarized below:*

### Detective Dan’s Lesson #1 Listening Assignment:

As you listen to the story, see if you can figure out:

1. Who had to go through terrible trouble?
2. Who helped them through it?

### Detective Dan’s Lesson #2 Listening Assignment:

Our Bible verse is Psalm 55:22: “Cast your burden on the LORD, and he will sustain you; he will never permit the righteous to be moved.”

Casting your burden on the LORD means asking Him to take care of you and help you to keep on living for Him, even when it is very hard.

As you listen to the story, see if you can figure out:

1. Who cast their burden on the LORD?
2. How did the LORD sustain them through their troubles?

### Detective Dan’s Lesson #3 Listening Assignment:

I found four clues, but one of them is NOT in the story.

They are: a hat; some angry people; a man named Jason; and, a bag of money.

*Hold up each of the four pictures for the children to see as you identify them. Better yet, put them up on your flannelgraph board, off to one side.*

I need to know:

1. Which picture was not in the story?
2. How were the other three pictures important?

### Detective Dan’s Lesson #4 Listening Assignment:

As you listen to the story, see if you can figure out:

1. Who asked God to help the believers in Thessalonica?
2. How did God answer his prayers?

### Detective Dan’s Lesson #5 Listening Assignment:

As you listen to the story, see if you can figure out:

1. What good news did Paul go to Thessalonica to tell?
2. What happened when Paul told his good news?

### Read the questions, THEN SAY,

“Ok, Hide ‘n’ Seekers! Put on your best listening ears and see if you can hear the answers to Detective Dan’s questions. When I finish telling the story, we will see if we can answer all the questions.”

**"The Case of the Big Trouble" Acts 17, 1 & 2 Thessalonians**

**Story with lines separating paragraphs (text in bold, optional interaction cues in italics)** Numbers correspond to storyboard pictures and placement upon the storyboard. Always feel free to use less pictures, if it's best for your kids. Simply, black out the numbers next to pictures you do not plan to use. All pictures are found in the Visual Aids book. Put BG (background) pictures on storyboard ahead of time. SB pictures (listed below in story text) are added to board as you tell the story. These numbers are also found on the back of each picture.

*Tip: Stack pictures in numerical order before telling story for easy use. Use sticky-back velcro to attach pictures to storyboard felt. Use sticky-tac putty to stick a picture on top of another picture.*

**Trouble! Big, big trouble! That's what life was like if you lived in the big city of Thessalonica and you were a follower of Jesus.**

*Can you say, Thessalonica? It's a big word for a big city, isn't it?*

**The trouble started when (SB1) a man named Paul came to Thessalonica. He started sharing (SB2) the good news of Jesus with the people at the worship house there. "Jesus is God's Son," Paul told them. "He died on the cross to save God's people from their sins. On the third day, He rose from the dead in victory. Turn away from your sins and trust in Jesus as your Savior! Enjoy life with God forever!" Paul urged them.**

**The (SB3) Holy Spirit worked in the hearts of many as Paul spoke. They turned away from their sins and trusted in Jesus as their Savior. How happy they were! How they loved the good news of Jesus!**

**But not everyone at the worship house was happy. Not everyone liked what Paul had to say. (SB4) Some were very angry. "Shhh! Be quiet, Paul!" they said. "The Bible doesn't say these things about Jesus. You've got it all wrong! Stop talking Him or you're going to be in big trouble!" they warned.**

**Uh, oh! Here's comes the big trouble! Those enemies were really angry. They could do very mean things to Paul, if he didn't stop talking about Jesus. Would Paul be quiet? Would he (SB5) run away? Or, would he (SB6) stay and keep on telling people about Jesus?**

*What would you want to do if angry enemies were thinking about doing mean things to you?*

**Well, maybe Paul WOULD have run away, if he had faced his enemies on his own. But, Paul did not have to face them alone! Paul knew that God was with him. God's (SB7) Holy Spirit was at work in his heart, making him brave and helping him trust God. God would always help Paul to keep on loving Him and living for Him. God would help Paul do all the good things that He wanted Paul to do. Yes, there was big trouble for Paul in Thessalonica, but there was no trouble too big for God. Paul would not stop. Paul would not run away. With God's help, Paul would keep on telling others about Jesus.**

**Maybe Paul didn't stop, but neither did Paul's enemies. Grrr... they were so very, very mad! What would they do now?!**

*Can you make an angry face?*

**Now, Paul's enemies decided to make big, BIG TROUBLE for Paul in Thessalonica. (SB8) They went to the marketplace and found some bad men. "We'll pay you lots of money, if you will tell lies about Paul," they offered. "Stir up trouble in Thessalonica for him. Get lots of people angry. Get them to shout, 'Get rid of Paul! He says we should disobey the king,'" they told the bad men.**

**The bad men agreed. They liked money a lot. So, all around Thessalonica they began to tell lies about Paul. Many people believed the bad men's terrible lies. Soon, there was a (SB9) HUGE CROWD of people and they were all yelling, "Find Paul and get rid of him! He says we should disobey the king."**

**Before long, the whole city of Thessalonica was upset, and they were all after PAUL! Oh, what big trouble those enemies had stirred up for Paul!**



*Story with lines separating paragraphs (text in bold, optional interaction cues in italics)*

**Up and down the streets the crowd went, looking for Paul.**

*Can you stomp your feet and make the sound of a big crowd walking down the street?*

**“Maybe Paul is hiding at (SB10) Jason’s house,” the angry people thought. Jason was one of the new believers and a friend of Paul’s. Perhaps Paul was staying with him.**

**“Bang, bang, bang,” the crowd beat on Jason’s door. “Give us Paul! He’s bad. He needs to be punished,” they demanded.**

**“Paul’s not here,” Jason replied. (The believers had already (SB11) hidden Paul and his friends, Timothy and Silas, from the angry crowd. They were safely hidden in another part of the city.)**

**But grrr... that wasn’t good enough for these angry people. They couldn’t have Paul, so they took (SB12) Jason and some others. They took them to the city leaders and tried to get them in trouble.**

*Can you make an angry face?*

**Jason and the others had to (SB13) pay a lot of money to the city leaders before they were allowed to go home. Oh, what big trouble there was for Paul and the new believers in Thessalonica that day!**

**Late that night, when all was quiet and dark, (SB14) some of the believers sneaked Paul, Timothy, and Silas out of the city. “Leave Thessalonica! Go on to other cities and tell the people there about Jesus,” they urged Paul and his friends. “We will stay here and keep on telling others here about Jesus. God will help us.”**

**Paul and his friends left Thessalonica that night. The trouble in Thessalonica was over for Paul. And hadn’t God been faithful to help him, every single day? Yes, He had! God’s (SB15) Holy Spirit had been at work in Paul’s heart, making him brave and helping him trust God. Yes, there had been big trouble for Paul in Thessalonica. There would probably be big trouble in (SB16) city after (SB17) city where Paul would travel. Trouble usually came when Paul shared the good news of Jesus. But Paul knew that there would never be trouble too big for God. God would always be with him and would help him do all of the good things He planned for Paul to do.**

**Maybe Paul and his friends had left the troubles in Thessalonica behind, but Paul couldn’t stop (SB18) thinking about the new believers who still lived there. Paul loved them so much! How were they doing? Were their enemies still making trouble for them? Were Jason and the others getting hurt? Were they too scared to tell others the good news of Jesus? Were they still believing in Jesus and living for Him? How were they doing with the trouble in Thessalonica? Paul just had to find out!**

*How do you think Jason and the others believers were doing with the big trouble?*

**(SB19) “Timothy, would you go back to Thessalonica? Would you go back and check up on the new believers, then come back and tell me?” Paul asked his friend. “I just have to know how they are!” Paul exclaimed.**

**“Yes, Paul, I’ll go,” Timothy said, and off he went, all the way back to Thessalonica. What did Timothy find when he got there? (SB20) Well, there still WAS trouble in Thessalonica! Enemies were still trying to stop the believers from telling the good news of Jesus, but God was helping them! They were doing well! They were reading God’s Word. The Holy Spirit was working in their hearts. He was making them brave. They were praying and encouraging each other to not give up. They were telling others about Jesus. God was giving them His sustaining grace! He was helping them to keep on believing in Him and living for Him!**

**Timothy took this good news back to Paul. How (SB21) Paul rejoiced! No trouble was too much for God! Not even trouble in Thessalonica! He would always help His people to keep on believing in him and living for him!**

*Let’s clap and praise God for helping His people keep on trusting in Him and living for Him!*

**Cracking the Case:** (story wrap-up for Listening Assignments)

It's time to see how we did with our Listening Assignment.

**Detective Dan's Lesson #1 Listening Assignment:**

**1. Who asked God to help the believers in Thessalonica?** Paul.

**2. How did God answer his prayers?** God helped the believers keep on believing in Him and living for Him, even though they had enemies that gave them such terrible trouble.

**For You and Me:**

Whatever troubles we face, we know that God can help us to keep on believing in Him and living for Him, when we turn from our sins and trust in Jesus as our Savior.

**Detective Dan's Lesson #2 Listening Assignment:****Our Bible Verse is: Psalm 55:22:**

"Cast your burden on the LORD, and he will sustain you; he will never permit the righteous to be moved."

Casting your burden on the LORD means asking Him to take care of you and help you to keep on living for Him, even when it is very hard.

As you listen to the story, see if you can figure out:

**1. Who cast their cares on the LORD?** Paul and the new believers in Thessalonica.

**2. How did the LORD sustain them through their troubles?** The LORD helped them to keep on believing in Him and to keep on living for Him through all their troubles.

**For You and Me:**

Isn't it wonderful that God offers to carry all the cares of His people so that they don't have to carry them alone? We can become God's people, when we turn from our sins and trust in Jesus as our Savior.

**Detective Dan's Lesson #3 Listening Assignment:**

I found four clues, but one of them is NOT in the story. They are: a hat; some angry people; a man named Jason; and, a

I need to know:

**1. Which picture was not in the story?** The hat.

**2. How were the other three pictures important?**

Many people in Thessalonica heard the good news of Jesus and put their trust in Him. This made some people very angry. They went to Jason's house to get Paul in trouble. When they couldn't find Paul, they took Jason and some others to get them in trouble. Jason and his friends had to pay a lot of money to be freed and go home. Even through all these terrible troubles, God helped Jason and the other believers to keep on

believing in Him and living for Him.

**For You and Me:**

God helped Paul and Jason, even when angry enemies were after them. He helped all the other believers, even when Paul left. God is always able to help His people, no matter what troubles they face. He will help us like He helped those believers long ago, when we turn away from our sins and trust in Jesus as our Savior.

**Detective Dan's Lesson #4 Listening Assignment:**

**1. Who asked God to help the believers in Thessalonica?** Paul.

**2. How did God answer his prayers?** God helped the believers keep on believing in Him and living for Him, even though they had enemies that gave them such terrible trouble.

**For You and Me:**

Like Paul and those new believers long ago, God wants us to ask Him to help us to keep on believing and living for Him. He will always help us, when we turn from our sins and trust in Jesus as our Savior.

**Detective Dan's Lesson #5 Listening Assignment:**

**1. What good news did Paul go to Thessalonica to tell?** He told them the good news of Jesus. That if they would turn away from their sins and trust in Jesus as their Savior, God would forgive their sins and make them His dearly loved people forever.

**2. What happened when Paul told his good news?** Many people repented of their sins and trusted in Jesus as their Savior. Others were angry and caused trouble for Paul and the new believers.

**For You and Me:**

Paul was willing to suffer trouble in Thessalonica so he could tell people how they could be saved through Jesus. There was no message more important than this! Paul chose to suffer so they could hear it and hopefully believe it. This good news is just as important for us to hear and believe today. We need to turn away from our sins and trust in Jesus as our Savior, too! Ask God to help you! He loves to!

**The Gospel** (story wrap-up if NOT using Listening Assignments)**Our Bible Truth is:****Why Do God's People Keep Believing in Him?****It Is God's Sustaining Grace!**

Paul wanted the people of Thessalonica to hear and believe the good news of Jesus. Paul depended upon God to give him everything he needed to face the enemies who wanted to harm him and to keep on telling people about Jesus. There was so much trouble in Thessalonica for him!

Why would Paul go through all of this trouble? Because only by turning from their sins and trusting in Jesus, could the people of Thessalonica be saved from their sins and become God's people. Oh, how Paul wanted them to believe this good news! and be saved!

This is the same good news that we can believe today. God loves to help us trust in Jesus as our Savior. Ask Him! And for those who do trust in Jesus, that's just the beginning. God promises to help them keep on believing in Him and living for Him their whole lives, just like He did for those believers in Thessalonica, long ago. And one day, they will go to live with Him forever.

*Close in prayer.*

**Closing Unit 13 ACTS Prayer**

A=Adoration C=Confession T=Thanksgiving S=Supplication

- A** We praise you, God. You for being the One who sustains Your people through every day of their lives, all the way home to live with You forever.
- C** God, You promise to sustain us, but too many times we complain and whine when we have to go through something hard. We don't trust You to take care of us. Please forgive us!
- T** Thank You for promising to always take care of Your people. Thank You that they never have to worry. You love them so much.
- S** God, work in our hearts. Make us Your people. Help us to turn away from our sins and trust in Jesus as our Savior. Give us everything we need to live for You and love You, every day of our life. In Jesus' name we pray. Amen.


***Return to page 7 of the Lesson Plan  
for the script of the rest of this lesson.***







# Why Do God's People Keep Believing in Him?



ANSWER:

## It Is God's Sustaining Grace!

VISUAL  
AID

#1

take out



of BQB

# The Big Question

*Hold up the Big Question sign for all the children to see,  
and say:*

The Big Question we are investigating today is  
Big Question Number 13:

**Why Do God's People Keep Believing in Him?**

and the Answer is:  
**It Is God's Sustaining Grace!**

## Meaning:

Everyone enjoys good times and goes through bad times in their lives. Sometimes, people choose to turn away from God as they enjoy the good times or go through bad times. They love the good things too much or get mad at God for the bad things that happen.

But that's not what happens with God's people. They have put their trust in Jesus. They want to love God most of all, even more than the good times they enjoy. They trust God and His good plans--even as they go through bad or sad times.

What makes the difference? It's God and His sustaining grace! That is, God's gifts of strength to help God's people keep on believing in Him and living for Him. God will always give His people what they need! He wants them to depend on Him, and He loves for them to ask for His help. God will never fail them. He will help you like this, too, if you turn away from your sins and put your trust in Jesus as your Savior. He loves to do this!


Let's sing our Big Question Song: "

## Big Q & A 13 Song

*HSK ESV Songs 13, track 12  
(adapted version of "On Top of Old Smokey")*

Why do God's people,  
Keep believing in God?  
And why do God's people,  
Keep living for Him?  
Because God sustains them,  
Yes, God alone,  
That's why God's people,  
Keep believing in God.

**“Cast your burden on the LORD, and he will sustain you;  
he will never permit the righteous to be moved.” Psalm 55:22**



VISUAL  
AID

#2

HSK  
Bible  
Folder

Big  
Question  
Briefcase

of BOB

Place  
verse in

take out

HSK Bible  
Folder

HSK Bible  
Folder

# Unit 13 Bible Verse

"Who would like to get our Bible verse out of the Big Question Briefcase for me?"

*Choose a child to open the briefcase, take out the "Bible" with the Bible Verse in it and hand it to you. Remove the Bible Verse Picture from the "Bible" (held in place by velcro) and hold it up for all the children to see, then say:*

## **Psalm 55:22, ESV**

"Cast your burden on the LORD, and he will sustain you; he will never permit the righteous to be moved."

### **Meaning:**

Sometimes we have to go through very scary things. Sometimes we have to go through very sad things. But, never do we have to go through them alone, if we put our trust in Jesus as our Savior. God promises to always help the righteous--all who have had their sins forgiven through Jesus. They tell Him their troubles and He is with them, helping them through them. He promises to always sustain them--always give them everything they need to keep on believing in Him and living in Him. We, too, can be His people when we put our trust in Jesus. He will always care for us, too! How wonderful!

"We've said our Bible verse, now let's sing it!"

## **Cast Your Burden on the LORD:**

### **Psalm 55:22**

*HSK ESV Songs 13, track 14, 14T*

Cast your burden on the LORD,  
And He will sustain you.

He will never permit the righteous to be moved.  
Cast your burden on the LORD,

And He will sustain you.

He will never permit the righteous to be moved.

He'll never permit, He'll never permit,

He will never permit the righteous to be moved,

He'll never permit, He'll never permit,

He will never permit the righteous to be moved.

Psalm Fifty-five, twenty-two.

"Now it's time to do a bit more deep down investigating. Let's read Detective Dan wants us to help him figure out. Would someone like to get it out for me?"



VISUAL  
AID

Place  
verse in



take out

#3

HSK Bible  
Folder

Big  
Question  
Mark  
of BQB

HSK Bible  
Folder



# Detective Dan's Listening Assignment #1



# Detective Dan's Listening Assignment #1



Hi, Hide 'n' Seek Kids!

I'm working on a brand-new case called:

"The Case of the Terrible Trouble."

I need to find out:

1. Who asked God to help the believers in Thessalonica?
- AND
2. How did God answer his prayers?

Can you help me? Listen carefully to the story and you might just hear the answers!

Thanks!

Detective Dan

**Then say,** "Ok, Hide 'n' Seekers! Put on your best listening ears and see if you can hear the answers to Detective Dan's questions. When I finish telling the story, we will see if we can answer all of his questions."

*Read the Bible Truth story, putting up the storyboard pictures as you tell it.*

*At the end of the story, repeat the questions and lead the children in answering them. Present the gospel and close in prayer.*

\*Answers to assignment questions, the gospel and ACTS prayer are also included at the end of the story text.\*

Answers:

1. **Who asked God to help the believers in Thessalonica?** Paul.
2. **How did God answer his prayers?** God helped the believers keep on believing in Him and living for Him, even though they had enemies that gave them such terrible trouble.

**For You and Me:**

Whatever troubles we face, we know that God can help us to keep on believing in Him and living for Him, when we turn from our sins and trust in Jesus as our Savior.



VISUAL  
AID

Place  
verse in  
take out

#4

HSK Bible  
Folder



of BQB

HSK Bible  
Folder



# Detective Dan's Listening Assignment #2



# Detective Dan's

## Listening Assignment #2



Hi, Hide 'n' Seek Kids!  
I'm still working on the case called:  
"The Case of the Terrible Trouble."

Our Bible verse is Psalm 55:22:

"Cast your burden on the LORD, and he will sustain you; he will never permit the righteous to be moved."

Casting your burden on the LORD means asking Him to take care of you and help you to keep on living for Him, even when it is very hard.

As you listen to the story, see if you can figure out:

1. Who cast their cares on the LORD?

AND

2. How did the LORD sustain them through their troubles? He helped them to keep on believing in Him and to keep on living for Him through all their troubles.

Can you help me? Listen carefully to the story and you might just hear the answers!

Thanks for your help!

Detective Dan

**Then say,** "Ok, Hide 'n' Seekers! Put on your best listening ears and see if you can hear the answers to Detective Dan's questions. When I finish telling the story, we will see if we can answer all of his questions."

*Read the Bible Truth story, putting up the storyboard pictures as you tell it. At the end of the story, repeat the questions and lead the children in answering them. Present the gospel and close in prayer.*

\*Answers to assignment questions, the gospel and ACTS prayer are also included at the end of the story text.\*

Answers:

**1. Who cast their cares on the LORD?** Paul and the new believers in Thessalonica.

**2. How did the LORD sustain them through their troubles?** The LORD helped them to keep on believing in Him and to keep on living for Him through all their troubles.

**For You and Me:**

Isn't it wonderful that God offers to carry all the cares of His people so that they don't have to carry them alone? We can become God's people, when we turn from our sins and trust in Jesus as our Savior.




VISUAL  
AID  
#5A

Place  
verse in



take out  
of BQB



# Detective Dan's Listening Assignment #3



# Detective Dan's

## Listening Assignment #3



Hi, Hide 'n' Seek Kids!

I'm still working on the case called:

"The Case of the Terrible Trouble."

I found four clues, but one of them is NOT in the story. They are: a hat; some angry people; a man named Jason; and, a bag of money.

*Hold up each of the four pictures for the children to see as you identify them. Better yet, put them up on your flannelgraph board, off to one side.*

**I need to know:**

**1. Which picture was not in the story?**

**AND**

**2. How were the other three pictures important?**

**Can you help me? Listen carefully to the story and you might just hear the answers!**

**Thanks!**

**Detective Dan**

***Then say.*** "Ok, Hide 'n' Seekers! Put on your best listening ears and see if you can hear the answers to Detective Dan's questions. When I finish telling the story, we will see if we can answer all of his questions."

*Read the Bible Truth story, putting up the storyboard pictures as you tell it.*

*At the end of the story, repeat the questions and lead the children in answering them. Present the gospel and close in prayer.*

\*Answers to assignment questions, the gospel and ACTS prayer are also included at the end of the story text.\*

Answers:

**1. Which picture was not in the story?** The hat.


**2. How were the other three pictures important?** Many people in Thessalonica heard the good news of Jesus and put their trust in Him. This made some people very angry. They went to Jason's house to get Paul in trouble. When they couldn't find Paul, they took Jason and some others to get them in trouble. Jason and his friends had to pay a lot of money to be freed and go home. Even through all these terrible troubles, God helped Jason and the other believers to keep believing in Him and living for Him.

**For You and Me:**

God helped Paul and Jason, even when angry enemies were after them. He helped all the other believers, even when Paul left. God is always able to help His people, no matter what troubles they face. He will help us like He helped those believers long ago, when we turn away from our sins and trust in Jesus as our Savior.

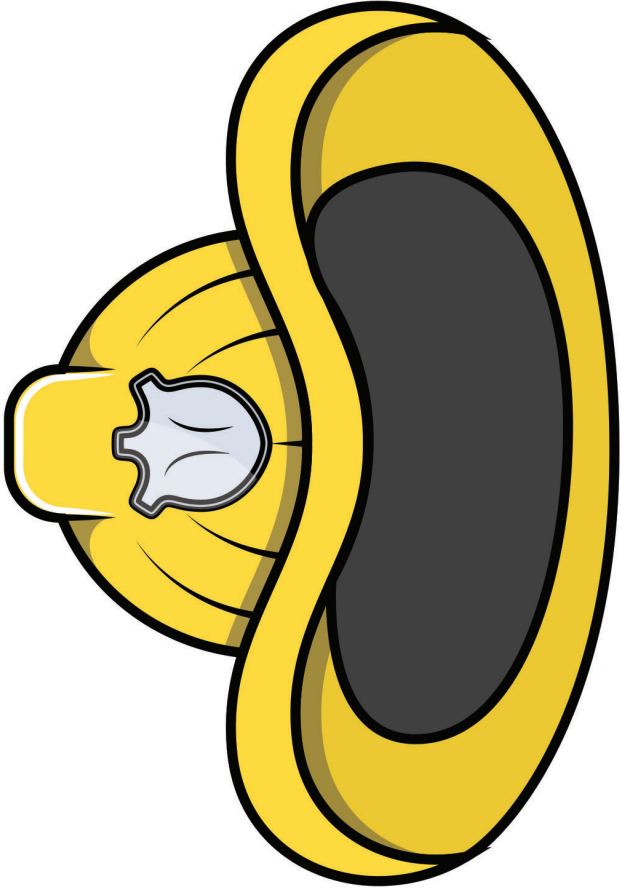


# Angry People



HSK 13 Lesson 3 Listening Assignment Clue Pictures, 1 and 2

# Hat

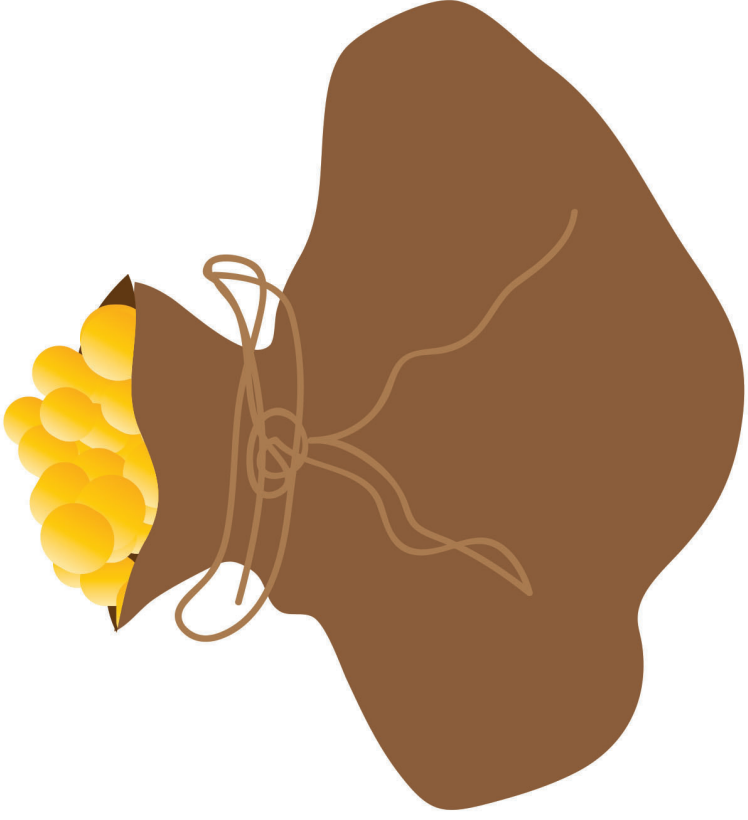





HSK 13 Lesson 3 Listening Assignment Clue Picture2 for kids

HSK 13 Lesson 3 Listening Assignment Clue Picture1 for kids

Bag of Money



Jason





HSK 13 Lesson 3 Listening Assignment Clue Picture3 for kids



HSK 13 Lesson 3 Listening Assignment Clue Picture 4 for kids

VISUAL  
AID

#6

HSK  
Bible  
Folder


Big  
Question  
Mark

of BQB

HSK Bible  
Folder

Place  
verse in

take out



# Detective Dan's Listening Assignment #4



# Detective Dan's Listening Assignment #4



Hi, Hide 'n' Seek Kids!

I'm still working on the case called:

"The Case of the Terrible Trouble."

I need to find out:

**1. Who asked God to help the believers in Thessalonica?**

**AND**

**2. How did God answer his prayers?**

**Can you help me? Listen carefully to the story and you might just hear the answers!**

**Thanks!**

**Detective Dan**

***Then say.*** "Ok, Hide 'n' Seekers! Put on your best listening ears and see if you can hear the answers to Detective Dan's questions. When I finish telling the story, we will see if we can answer all of his questions."

*Read the Bible Truth story, putting up the storyboard pictures as you tell it.*

*At the end of the story, repeat the questions and lead the children in answering them. Present the gospel and close in prayer.*

\*Answers to assignment questions, the gospel and ACTS prayer are also included at the end of the story text.\*

Answers:

**1. Who asked God to help the believers in Thessalonica?** Paul.

**2. How did God answer his prayers?** God helped the believers keep on believing in Him and living for Him, even though they had enemies that gave them such terrible trouble.

**For You and Me:**

Like Paul and those new believers long ago, God wants us to ask Him to help us to keep on believing and living for Him. He will always help us, when we turn from our sins and trust in Jesus as our Savior.



VISUAL  
AID

#7

Place  
verse in



take out  
the  
Question  
Review  
of BQB



# Detective Dan's Listening Assignment #5



# Detective Dan's

## Listening Assignment #5



Hi, Hide 'n' Seek Kids!  
I'm still working on the case called:  
"The Case of the Terrible Trouble."

I need to find out:

1. What good news did Paul go to Thessalonica to tell?  
AND
2. What happened when Paul told his good news?  
Can you help me? Listen carefully to the story and you might just hear the answers!

Thanks!  
Detective Dan

**Then say,** "Ok, Hide 'n' Seekers! Put on your best listening ears and see if you can hear the answers to Detective Dan's questions. When I finish telling the story, we will see if we can answer all of his questions."

*Read the Bible Truth story, putting up the storyboard pictures as you tell it.  
At the end of the story, repeat the questions and lead the children in answering them. Present the gospel and close in prayer.*

\*Answers to assignment questions, the gospel and ACTS prayer are also included at the end of the story text.\*

Answers:

1. **What good news did Paul go to Thessalonica to tell?** He told them the good news of Jesus. That if they would turn away from their sins and trust in Jesus as their Savior, God would forgive their sins and make them His dearly loved people forever.
2. **What happened when Paul told his good news?** Many people repented of their sins and trusted in Jesus as their Savior. Some were angry and caused trouble for Paul and the new believers.

**For You and Me:**

Paul was willing to suffer trouble in Thessalonica so he could to tell people how they could be saved through Jesus. There was no message more important than this! Paul chose to suffer so they could hear it and hopefully believe it. This good news is just as important for us to hear and believe today. We need to turn away from our sins and trust in Jesus as our Savior, too! Ask God to help you! He loves to!

---

## HSK 13 Storyboard Picture Key: Background Pictures (BG)

---

Put these pictures in place on your storyboard BEFORE you tell your story.

**BG1 City of Thessalonica**




**BG2 Cutaway of the Worship House (Synagogue)**



**BG3 Marketplace**




**BG4 Jason's House**



**BG5 Jason's Door**



**BG6 House where Paul, Silas, and Timothy Were Hidden**



**BG7 City Leaders Building**



**BG8 Berea**



**BG9 Road**



**BG10 Athens**



## HSK 13 Storyboard Picture Key: Storyboard Pictures (SB)

Store these pictures in numerical order in your HSK Bible Folder.

Add these to your story as you tell it. Numbers correspond to placement order.

**SB1 Paul Preaching to Thessalonians**



**SB2 The Gospel of Jesus: Jesus Died for God's People**



**SB3 Happy People Saved**



**SB4 Angry People**



**SB5 Paul Thinking about Running Away**



**SB6 Paul Thinking about Staying and Telling People about Jesus**



**SB7 Holy Spirit Working in Heart**



**SB8 Paul's Enemies Making a Plan with Bad Men**



**SB9 Angry Crowd of People**

**SB10 Jason and Other Believers**



**SB11 Paul, Silas and Timothy**



**SB12 Jason and Other Believers with City Leaders**



**SB13 Money**



**SB14 Believers Helping Paul and His Friends Out of the City**



**SB15 Holy Spirit Working in Heart**



**SB16 Paul Preaching in Berea**



**SB17 Paul Preaching in Athens**



**SB18 Paul Thinking about Believers in Thessalonica**



**SB19 Timothy**



**SB20 Timothy with Believers in Thessalonica**



**SB21 Paul Thanking God**







NOTE:

Some of the larger images are assembled from two or more pages. You can make these easier to fold by leaving a small gap in the lamination between the pieces. This allows you to fold the image along the gap.




leave slight gap here  
to create a “hinge” for  
easy folding






BG8 Berea pt 1 of 2  
HSK 13 Story  
glue together, then laminate  
Place on board BEFORE telling story



BG8 Berea pt 2 of 2  
HSK 13 Story  
glue together, then laminate  
Place on board BEFORE telling story

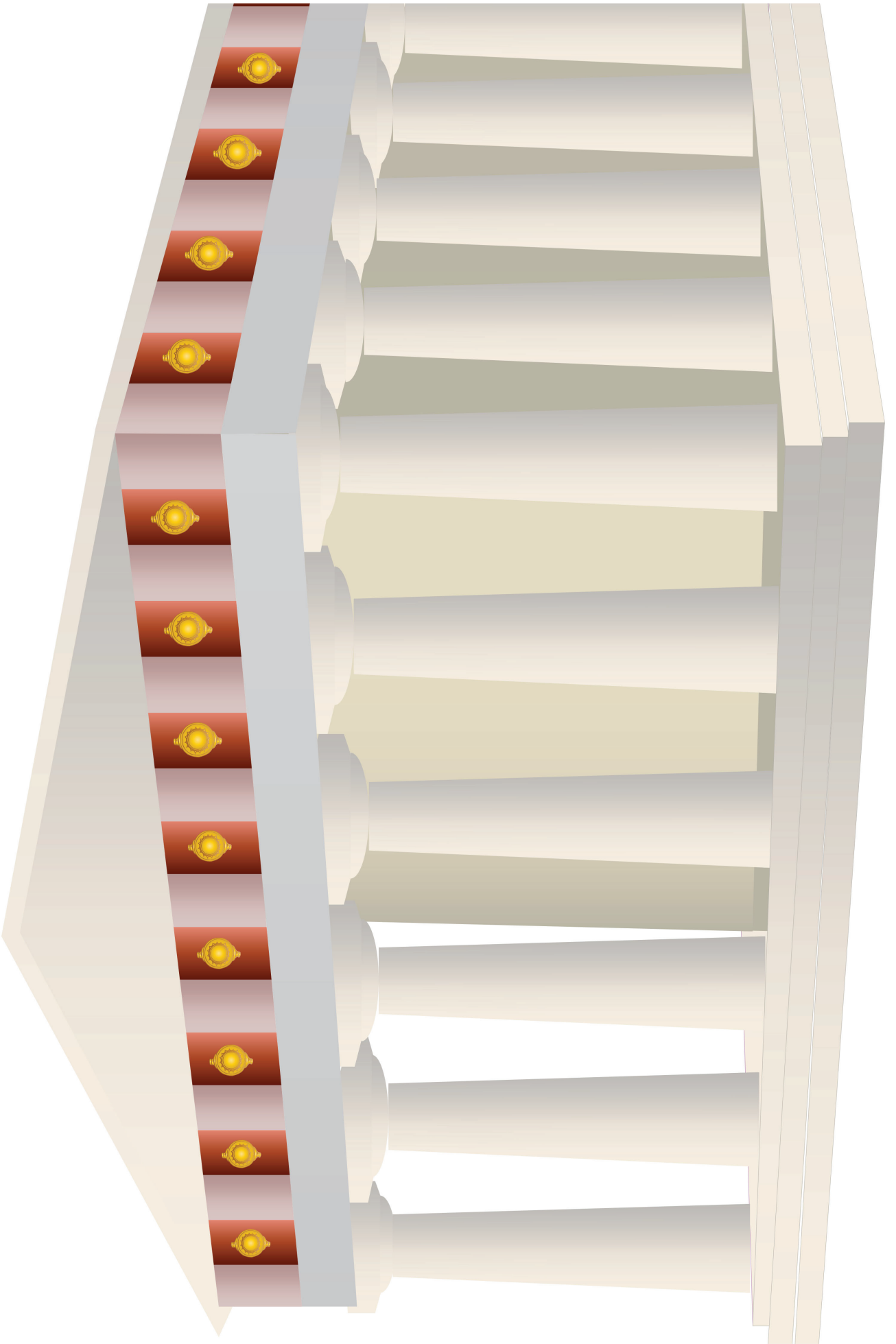


BG4 Jason's House  
HSK 13 Story  
Place on board BEFORE telling story






BG6 House Where Paul and Friends  
Hidden  
HSK 13 Story  
Place on board BEFORE telling story




BG7 City Officials Building pg 1 of 2  
HSK 13 Story  
Place on board BEFORE telling story



BG10 Athens pg 1 of 2  
HSK 13 Story  
glue together, then laminate  
Place on board BEFORE telling story





BG10 Athens pg 2 of 2  
HSK 13 Story  
glue together, then laminate  
Place on board BEFORE telling story





BG1 Thessalonica pg 1 of 2  
HSK 13 Story  
glue together, then laminate  
Place on board BEFORE telling story



BG1 Thessalonica pg 2 of 2  
HSK 13 Story  
glue together, then laminate  
Place on board BEFORE telling story

BG5 Jason's Door  
HSK 13 Story  
Place on board BEFORE telling story






BG9 Road  
HSK 13 Story  
Place on board BEFORE telling story



BG2 Worship Place  
HSK 13 Story  
Place on board BEFORE telling story





**SB10 Jason and Other Believers**  
HSK 13 Story

SB7 Holy Spirit  
HSK 13 Story

SB14 Believers Helping Paul and His  
Friends Out of the City  
HSK 13 Story



SB2 The Gospel in One Picture  
HSK 13 Story





SB1 Paul Preaching to Gathered People  
HSK 13 Story

SB16 Paul Preaching in Berea  
HSK 13 Story

SB15 Holy Spirit  
HSK 13 Story




SB12 Jason and Other Believers with  
City Leaders  
HSK 13 Story





SB9 Angry Crowd of People  
HSK 13 Story



SB8 Paul's Enemies Making a Plan with  
Bad Men  
HSK 13 Story

SB18 Paul Thinking about  
Believers in Thessalonica  
HSK 13 Story

SB21 Paul Thanking God  
HSK 13 Story






BG3 Market Place  
HSK 13 Story

SB5 Paul Thinking about  
Running Away  
HSK 13 Story


SB6 Paul Thinking about  
Staying and Telling People  
about Jesus  
HSK 13 Story



SB19 Timothy  
HSK 13 Story

SB17 Paul Preaching in Athens  
HSK 13 Story

SB3 Happy People Saved  
HSK 13 Story



SB13 Bag of Money  
HSK 13 Story

SB11 Paul, Silas and Timothy  
HSK 13 Story

SB4 Angry People  
HSK 13 Story





SB20 Timothy with Believers  
in Thessalonica  
HSK 13 Story

# Hide 'n' Seek Kids

## Unit 14 Visual Aids



## About the Hide 'n' Seek Kids Visual Aids

### How Are They Used?



The Hide 'n' Seek Visual Aids book is a companion resource to be used alongside the Hide 'n' Seek Kids Core Curriculum book for each unit. These colorful pictures are used in presenting the key concepts; telling the Bible stories; and, in playing the Bible Story Review games.

### What Do They Include?



**There are five, different resources included in this book:**

**1. Key Concept Visual Aids**-- colorful signs of the Big Question and Answer, the Bible verse, and the Listening Assignments to use with the 5 lessons for each unit.

**2. The Storyboard Picture Key**--a who's who of the pictures in thumbnail size. Some pictures are labelled "BG." These are your background pictures that you put on the storyboard before telling the story. The rest of the pictures are labelled "SB." These are pictures you put up on the storyboard as you tell the story.


**3. Storyboard Suggested Picture Placement** page--where to place the pictures on your storyboard.

**4. The pictures, themselves.** Notice that each picture is identified and numbered on the back for easy reference. The numbers correspond to the numbers in the Picture Placement Key and in the actually story script (found in the Core Curriculum book.)

**5. Directions** for making the Hide 'n' Seek Kids "Bible" Folder and the **back/front images** to paste in place when making it. (Larger back/front images are found online with the curriculum.)

(**Directions** for how to make a homemade flannelgraph storyboard and sturdy storyboard pictures are found in **Appendix E in the Core Curriculum book.**)

### Ready, Set, Rip It Out!



This book is meant to be ripped up and made into your visual aids. The key concept signs can be cut out and laminated or slipped into sheet protectors. Cut out around the storyboard images and ideally, laminate these. Some of the biggest pictures actually need to be stuck together, before laminating.

### Store It!



Hide 'n' Seek Kids is a curriculum that can be used over and over. Store your visual aids and storyboard pictures after using them and they will serve you for many years. We store ours in manilla envelopes and then put them (along with all the rest of the curriculum) in magazine files, labelled by unit. If you have multiple classes using the curriculum, store each set of resources in separate manilla envelopes. This will make prep much simpler, second time around.

### Replacement Storyboard Pictures



You can always purchase this book again or simply go online and print out any pictures that go missing.

### Two Sizes of Storyboard Pictures



There are two sizes of storyboard pictures to choose from: the standard, large format pictures; or, the smaller format pictures. The larger pictures are best for a big classroom and a storyboard that is at least 36" x 48." (We actually make a whole section of a wall into a felt storyboard!) The small format pictures are created to fit smaller storyboards--in the 24" x 36" to 36" by 48" range. They are most useful in the smaller class or for use at home.

**The Case of the Man with the Big Teeth**

*Daniel 6*



of BQB

**Story-telling Tips**

Ahead of time:

1. Read the Bible verses and story. Pray!
2. Choose story action cues and/or prepare storyboard pictures, if using. (Included in Visual Aids book)
3. Practice telling story with the pictures, timing your presentation. Shorten, if necessary to fit your allotted time.

During your presentation:

1. Maintain as much eye contact as possible as you tell the story.
2. Put up storyboard figures/add story action cues as you tell the story. Allow the children to help you put them on the board, if desired.
3. Include the children in your story with a few questions about what they think will happen or words/concepts that might be new to them.
4. Watch the kids for signs that their attention span has been reached. Shorten, if necessary.

**INTRODUCTION/ LISTENING ASSIGNMENTS**

**“Our story is called: The Case of the Man with the Big Teeth. Here is your listening assignment...”**

*Read from Detective Dan’s Listening Assignment signs, but questions are summarized below:*

**Detective Dan’s Lesson #1 Listening Assignment:**

I need to find out:

1. Who had big teeth and who was the man who was with them?
2. Who did the man ask for help and did He help him?

**Detective Dan’s Lesson #2 Listening Assignment:**

Our Bible verse is Philippians 4:5,6: “The Lord is at hand; do not be anxious about anything, but in everything by prayer and supplication with thanksgiving let your requests be made known to God.”

As you listen to the story, see if you can figure out:

1. To be anxious is to be worried and afraid. Who could have been very anxious in our story?
2. What did he do instead of being anxious? What did the LORD do for him?

**Detective Dan’s Lesson #3 Listening Assignment:**

I found four clues, but one of them is NOT in the story.

They are: A king, a lion, a pizza and an angel.

Hold up each of the four pictures for the children to see as you identify them. Better yet, put them up on your flannelgraph board, off to one side.

I need to know:

1. Which of these things was not in our story today?
2. How were the other three things important in our story?

**Detective Dan’s Lesson #4 Listening Assignment:**

As you listen to the story, see if you can figure out:

1. Who loved to pray to the LORD every night and day?
2. What did he praise the LORD for being?

**Detective Dan’s Lesson #5 Listening Assignment:**

As you listen to the story, see if you can figure out:

1. Who needed rescuing from big teeth? Who rescued him?
2. All people need to be rescued from their sins. Who can rescue us?

**Read the questions, THEN SAY,**

“Ok, Hide ‘n’ Seekers! Put on your best listening ears and see if you can hear the answers to Detective Dan’s questions. When I finish telling the story, we will see if we can answer all the questions.”



**"The Case of the Man with the Big Teeth" Daniel 6**

**Story with lines separating paragraphs (text in bold, optional interaction cues in italics)** Numbers correspond to storyboard pictures and placement upon the storyboard. Always feel free to use less pictures, if it's best for your kids. Simply, black out the numbers next to pictures you do not plan to use. All pictures are found in the Visual Aids book. Put BG (background) pictures on storyboard ahead of time. SB pictures (listed below in story text) are added to board as you tell the story. These numbers are also found on the back of each picture.

*Tip: Stack pictures in numerical order before telling story for easy use. Use sticky-back velcro to attach pictures to storyboard felt. Use sticky-tac putty to stick a picture on top of another picture.*

**(SB1) Daniel loved the LORD. He loved to live for Him and talk to Him. Daniel would go to the Temple in Jerusalem and pray to the LORD.**

**What did he pray? He prayed things like this:**

**"Oh, LORD, You are the one, true God, I praise You!"** *Can you stretch your hands up to praise God?*

**"Oh, LORD, You are so good to Your people! I thank You!"** *Can you clap your hands to thank God?*

**"Oh, LORD, you are God, help me live for you!"** *Can you put your hands together to ask God for help?*

**Yes, Daniel was a man who loved the LORD. He was a man who prayed every night and day.**

**But one day, (SB2) enemies came and (SB3) broke down Jerusalem and its beautiful Temple. They took (SB4) Daniel and many other people to their country-- a land called Babylon. They made them (SB5) work hard for them.**

**(SB6) Now, the people in Babylon didn't (SB7) worship the LORD. They worshipped (SB8) other gods. Why, some even worshipped (SB9) the king! What would (SB10) Daniel do? He was far from his home in Jerusalem where people prayed to the LORD and worshipped Him. Would he stop worshipping the LORD? Would he worship the gods of Babylon or even the king of Babylon, instead of the LORD?**

**No, Daniel would not! He would work hard for the king, but he would keep on (SB11) loving the LORD. He would live for Him, and he would pray to Him, every night and day, even in Babylon.**

**Daniel was given a job working for the (SB12) king, himself. Daniel worked so hard for the king that he became the king's (SB13) best worker. The king liked Daniel most of all, and this made the (SB14) king's other workers mad! They were so jealous of Daniel that they planned a tricky trick to get rid of him.**

*Show me your mad faces! That's how those other workers felt about Daniel.*

**"Daniel is a good worker and the king knows it. We can't get him in trouble for that," the workers said to each other. "But, ah ha! (SB15) Daniel prays every night and day to the LORD, that God of his. Let's get him in trouble for that!" they planned.**

**And that's just what they did! They tricked the king into making (SB16) a bad rule that said everyone was to worship only the king as god. Whoever worshipped anyone other than the king, would be thrown to hungry lions to be eaten up! Yikes!**

*Can you roar like a hungry lion?*

**The workers watched and waited to see what Daniel would do. Would he keep praying to the LORD? Would they catch him with their tricky trick? Or, would he start to worship the king?**

*What do you think Daniel did? Would the bad rule and those hungry lions stop him from praying to the LORD?*

**Daniel would NOT worship the king! The king was just a man--he was not God! Daniel would keep on loving the LORD, and living for the LORD, and praying to the LORD... every night and day!**

*Story with lines separating paragraphs (text in bold, optional interaction cues in italics)*

**The workers watched as Daniel (SB17) went to his window to pray the LORD. The bad rule and the hungry lions hadn't stopped Daniel from praying! This was their chance to get rid of him! They were happy!**

**They went to Daniel's room and (SB18) snatched him away. "Off to the hungry lions with you!" they told Daniel. "Now we will be rid of Daniel, once and for all!" they said to each other.**

**(SB19) Daniel was thrown into a big, dark hole, full of snarling lions with hungry, grumbly tummies.**

**(SB20) "Roar! Roar! Grumble! Grumble! We need something good to eat!" the lions were thinking in their big, dark hole. "Let's gobble up this man! Yum, yum, yummy in our tummies!"**

*Can you roar like a hungry, hungry lion?*

**What would happen to Daniel? Would those lions eat him up? It seemed like they would; but, Daniel kept on doing what he always did. (SB21) He went on loving the LORD and living for Him.**

**So, right there in the middle of those snarly lions...with their hungry, grumbly tummies... and their wide-open mouths...with big, sharp teeth, (SB22) Daniel prayed. He knew the LORD was the one, true God. He could take care of him, even there.**

**And what did Daniel pray? He prayed things like this:**

**"Oh, LORD, You are the one, true God, I praise You!"** *Can you stretch your hands up to praise God?*

**"Oh, LORD, You are so good to Your people! I thank You!"** *Can you clap your hands to thank God?*

**"Oh, LORD, you are God, help me live for you!"** *Can you put your hands together to ask God for help?*

**Daniel knew the LORD could help him, even when no one else could! And so, he kept on praying!**

**The next morning, the (SB23) king went to the hole. He hoped Daniel wasn't dead. He (remove BG4) opened the top of the hole to check on him, and what did he find? Was Daniel alive? Had the LORD, his God helped him?**

*What do you think the king saw? Did God answer Daniel's prayers? Did He help Daniel?*

**Yes, God had helped Daniel! Hurray! Hurray! Daniel was alive!**

*Let's cheer really loud! Yay!*

**God had answered Daniel's prayers. He had sent (SB24) an angel to (SB25A,B,C,D) shut the mouths of those snarly lions with hungry, grumbly tummies. Daniel would not be their breakfast, lunch, or dinner! No, he would NOT!**

**The king was so happy! He had men lift Daniel out of that pit, and together, (SB26) Daniel and the king praised the LORD.**

**Then (SB27) the king got rid of all those bad workers. He (SB28) got rid of his bad rule, too. He made a new one instead: "Everyone, worship the LORD, not me!" the king proclaimed. "For who is God like Him! He rescued Daniel from the mouths of hungry lions! He alone should be worshipped! He is the one, true God!"**

**Cracking the Case** (story wrap-up for Listening Assignments)

It's time to see how we did with our Listening Assignment.

**Detective Dan's Lesson #1 Listening Assignment:**

**1. Who had big teeth and who was the man who was with them?** Lions. Daniel.

**2. Who did the man ask for help and did He help him?** The LORD. Daniel asked the LORD for help and answered Daniel's prayers. He even sent an angel to close the lions' mouths.

**For You and Me:**

Daniel knew the LORD was the one, true God. He knew the LORD could always help him. Nothing was too hard for Him! The LORD is still the one, true God. He still always hears and helps His people. We can be His people, too, when we turn from our sins and trust in Jesus as our Savior.

**Detective Dan's Lesson #2 Listening Assignment:**

**Our Bible verse is Philippians 4:5,6:** "The Lord is at hand; do not be anxious about anything, but in everything by prayer and supplication with thanksgiving let your requests be made known to God."

**As you listen to the story, see if you can figure out:**

**1. To be anxious is to be worried and afraid. Who could have been very anxious in our story?** Daniel.

**2. What did he do instead of being anxious? What did the LORD do for him?** Daniel prayed to the LORD. He praised the LORD and thanked Him and asked Him to help him. God answered Daniel's prayers. He saved Daniel. He even sent an angel to close the lions' mouths. Nothing is too hard for the LORD!

**For You and Me:**

Just like Daniel, we can pray to the LORD about everything. He is the one, true God. There is no other God, but Him! The LORD helped Daniel to keep on praying to Him, no matter what! He can help us to keep on praying to Him, too. He loves to help us. Just ask Him!

**Detective Dan's Lesson #3 Listening Assignment:**

I found four clues, but one of them is NOT in the story. They are: a king, a lion, a pizza and an angel.

**I need to know:**

**1. Which of these things was not in our story today?** A pizza.

**2. How were the other three things important in our story?** The king listened to his bad helpers and made a law saying no one should pray to anyone but the king. If they broke the law, they would be thrown to the lions. Daniel refused to obey the bad law. He kept on praying to the LORD and was thrown to the lions. But Daniel prayed to the LORD and He sent an angel to shut the lions' mouths and rescued Daniel.

**For You and Me:**

We might not need to be rescued from the big teeth of big, hungry lions, but we still need the LORD's help each day. He wants us to pray to Him, every night and day. He wants us to keep on talking to Him and asking Him for His help. He loves to hear our prayers!

**Detective Dan's Lesson #4 Listening Assignment:**

**1. Who loved to pray to the LORD every night and day?** Daniel.

**2. What did he praise the LORD for being?** The one, true God.

**For You and Me:**

Daniel loved to pray to the LORD. There was no one Daniel loved more and wanted to serve more than Him. And how the LORD loved Daniel, too! The LORD loves to hear our prayers, too. He wants us to love Him and serve Him, too. He wants to love us and even save us through Jesus. He wants us to turn away from our sins and trust in Jesus as our Savior.

**Detective Dan's Lesson #5 Listening Assignment:**

**1. Who needed rescuing from big teeth? Who rescued him?** Daniel. The LORD did.

**2. What do all people need rescuing from? Who can rescue us?** We all need to be rescued from sin and death. The LORD can rescue us through Jesus, when we turn from our sins and trust in Jesus as our Savior.

**For You and Me:**

We can know the LORD and live for Him, like Daniel did. We can become His dearly loved people, too. How? By turning away from our sins and trusting in Jesus as our Savior!

**The Gospel** (story wrap-up if NOT using Listening Assignments)**Our Bible Truth is:****How Does God Want Us to Pray?  
Every Night and Day!**

Daniel was a man who loved God and prayed to Him every night and day... and God heard him and answered him!

God wants us to love Him and pray to Him, too. We can pray to God about everything, but there is something He especially wants us to pray about. He wants us to turn away from our sins and trust in Jesus as our Savior. This is how we can become God's people!

*Close in prayer.*

**Closing Unit 14 ACTS Prayer**

A=Adoration C=Confession T=Thanksgiving S=Supplication

- A** We praise You, God, for being the One, True God who delights to hear our prayers.
- C** God, we confess that like even though You love to hear our prayers, many times we do not take time to talk with You. We forget You or think we don't really need You. Please forgive us.
- T** Thank You, God, for always hearing our prayers and never getting tired of listening. Thank You for caring about us so much. Thank You for answering so many prayers, every day.
- S** God, work in our hearts. Help us to turn away from disobeying You. Help us to trust in Jesus to save us from our sins. Help us to pray to You as we go through our day. Help us to know You are near and love to hear us when we talk to You. Help us to live our lives for You.

In Jesus' name we pray, Amen.

***Return to page 7 of the Lesson Plan  
for the script of the rest of this lesson.***







# How does God want us to pray?



ANSWER:

# Every night and day... all the time!

VISUAL  
AID

#1

take out



of BQB

# The Big Question

*Hold up the Big Question sign for all the children to see, and say:*

The Big Question we are investigating today is  
Big Question Number 14:

**How Does God Want Us to Pray?**  
and the Answer is:  
**Every Night and Day!**

## Meaning:

Prayer is talking and listening to God. It's how God's people enjoy more of the special closeness they have with Him. It is a little bit like the forever happiness they will have with God when they live with Him in heaven.

God's people pray to God every night and day...and many times in between. There is so much to talk to Him about and God always wants to listen!

God's people tell God how wonderful He is. They say sorry for how they have disobeyed Him. They thank Him for all He's done for them and others. They ask Him to do great things. God's people want to stay close to God because He is the most wonderful person anyone can ever know. How happy they are that He is always there to listen and to help them! We can be God's people, too, when we turn away from our sins and trust in Jesus as our Savior.

Let's sing our Big Question Song: "

## Big Q & A H Song

*HSK ESV Songs 14, track 12*

*(adapted version of "Old MacDonald Had a Farm")*

How does God want us to pray?  
Ev'ry night and day!  
How does God want us to pray?  
Ev'ry night and day!  
Ev'ry night, ev'ry day,  
Ev'ry night, ev'ry day,  
Ev'ry night and day!  
How does God want us to pray?  
Ev'ry night and day!

**“The Lord is at hand;  
do not be anxious about anything,**

VISUAL  
AID  
**#2**  
Place  
verse in  
HSK  
Bible  
Folder  
HSK Bible  
Folder  
take out  
? of BQB  
?



**but in everything  
by prayer and supplication with thanksgiving**



**let your requests be made known to God.”  
Philippians 4:5,6 ESV**

# Unit 14 Bible Verse

"Who would like to get our Bible verse out of the Big Question Briefcase for me?"

*Choose a child to open the briefcase, take out the "Bible" with the Bible Verse in it and hand it to you. Remove the Bible Verse Picture from the "Bible" (held in place by velcro) and hold it up for all the children to see, then say:*

## **Philippians 4:5,6, ESV**

"The Lord is at hand; do not be anxious about anything, but in everything by prayer and supplication with thanksgiving let your requests be made known to God."

### **Meaning:**

God delights to hear our prayers! He loves to answer those who turn to Him and trust in Jesus as their Savior! He tells them that they never need to be anxious about anything. They can come to Him with all their needs and requests. He promises to answer their prayers with what is best, in the best way, and at the best time. Many times, God's people have to wait for God's answer to their prayers. Even then, God promises to give them peace in their hearts and minds, as they wait. He loves them and will take care of everything!

"We've said our Bible verse, now let's sing it!"

## **Don't Be Anxious about**

### **Anything:**

## **Philippians 4:5,6**

*HSK ESV Songs 14, track 14, 14T*

Don't be anxious 'bout anything,  
But in everything,  
But in everything,  
Don't be anxious 'bout anything,  
But in everything,  
But in everything,  
Let your requests be known to God.  
Let your requests be known to God,  
Let your requests be known to God,  
Let your requests be known to God,  
Let your requests be known to God,  
Let your requests be known to God.  
Philippians Four, five and six.

"Now it's time to do a bit more deep down investigating. Let's read Detective Dan wants us to help him figure out. Would someone like to get it out for me?"



VISUAL  
AID

Place  
verse in



take out

#3

HSK Bible  
Folder

Big  
Question  
Bible  
of BQB

HSK Bible  
Folder



# Detective Dan's Listening Assignment #1



# Detective Dan's Listening Assignment #1



Hi, Hide 'n' Seek Kids!

I'm working on a brand-new case called:

"The Case of the Man with Big Teeth."

I need to find out:

1. Who had big teeth and who was the man who was with them?

AND

2. Who did the man ask for help and did He help him?

Can you help me? Listen carefully to the story and you might just hear the answers!

Thanks!

Detective Dan

**Then say,** "Ok, Hide 'n' Seekers! Put on your best listening ears and see if you can hear the answers to Detective Dan's questions. When I finish telling the story, we will see if we can answer all of his questions."

*Read the Bible Truth story, putting up the storyboard pictures as you tell it.*

*At the end of the story, repeat the questions and lead the children in answering them. Present the gospel and close in prayer.*

\*Answers to assignment questions, the gospel and ACTS prayer are also included at the end of the story text.\*

Answers:

1. **Who had big teeth and who was the man who was with them?** Lions. Daniel.

2. **Who did the man ask for help and did He help him?** The LORD. Daniel asked the LORD for help and answered Daniel's prayers. He even sent an angel to close the lions' mouths.

**For You and Me:**

Daniel knew the LORD was the one, true God. He knew the LORD could always help him. Nothing was too hard for Him! The LORD is still the one, true God. He still always hears and helps His people. We can be His people, too, when we turn from our sins and trust in Jesus as our Savior.



VISUAL  
AID

Place  
verse in  
take out

#4

HSK Bible  
Folder



of BQB

HSK Bible  
Folder



# Detective Dan's Listening Assignment #2



# Detective Dan's

## Listening Assignment #2



Hi, Hide 'n' Seek Kids!

I'm still working on the case called:

"The Case of the Man with Big Teeth."

Our Bible verse is **Philippians 4:5,6**:

"The Lord is at hand; do not be anxious about anything, but in everything by prayer and supplication with thanksgiving let your requests be made known to God."

I need to find out:

1. To be anxious is to be worried and afraid. Who could have been very anxious in our story?

AND

2. What did he do instead of being anxious? What did the LORD do for him?

Can you help me? Listen carefully to the story and you might just hear the answers!

Thanks for your help!

Detective Dan

***Then say.*** "Ok, Hide 'n' Seekers! Put on your best listening ears and see if you can hear the answers to Detective Dan's questions. When I finish telling the story, we will see if we can answer all of his questions."

*Read the Bible Truth story, putting up the storyboard pictures as you tell it. At the end of the story, repeat the questions and lead the children in answering them. Present the gospel and close in prayer.*

\*Answers to assignment questions, the gospel and ACTS prayer are also included at the end of the story text.\*

Answers:

**Our Bible verse is *Philippians 4:5,6*:** "The Lord is at hand; do not be

anxious about anything, but in everything by prayer and supplication with thanksgiving let your requests be made known to God."

**As you listen to the story, see if you can figure out:**

**1. To be anxious is to be worried and afraid. Who could have been very anxious in our story?** Daniel.

**2. What did he do instead of being anxious? What did the LORD do for him?** Daniel prayed to the LORD. He praised the LORD and thanked Him and asked Him to help him. God answered Daniel's prayers. He saved Daniel. He even sent an angel to close the lions' mouths. Nothing is too hard for the LORD!

**For You and Me:**

Just like Daniel, we can pray to the LORD about everything. He is the one, true God. There is no other God, but Him! The LORD helped Daniel to keep on praying to Him, no matter what! He can help us to keep on praying to Him, too. He loves to help us. Just ask Him!





VISUAL  
AID  
#5A

Place  
verse in



HSK Bible  
Folder  
of BQB



# Detective Dan's Listening Assignment #3



# Detective Dan's

## Listening Assignment #3



Hi, Hide 'n' Seek Kids!

I'm still working on the case called:

"The Case of the Man with Big Teeth."

I found four clues, but one of them is NOT in the story.  
They are: a king; a lion; pizza; and an angel.

*Hold up each of the four pictures for the children to see as you identify them. Better yet, put them up on your flannelgraph board, off to one side.*

I need to know:

1. Which of these things was not in our story today?
- AND
2. How were the other three things important in our story?

Can you help me? Listen carefully to the story and you might just hear the answers!

Thanks!

Detective Dan

***Then say.*** "Ok, Hide 'n' Seekers! Put on your best listening ears and see if you can hear the answers to Detective Dan's questions. When I finish telling the story, we will see if we can answer all of his questions."

*Read the Bible Truth story, putting up the storyboard pictures as you tell it.*

*At the end of the story, repeat the questions and lead the children in answering them. Present the gospel and close in prayer.*

\*Answers to assignment questions, the gospel and ACTS prayer are also included at the end of the story text.\*

Answers:


1. **Which of these things was not in our story today?** A pizza.
2. **How were the other three things important in our story?** The king listened to his bad helpers and made a law saying no one should pray to anyone but the king. If they broke the law, they would be thrown to the lions. Daniel refused to obey the bad law. He kept on praying to the LORD and was thrown to the lions. But Daniel prayed to the LORD and He sent an angel to shut the lions' mouths and rescued Daniel.

**For You and Me:**


We might not need to be rescued from the big teeth of big, hungry lions, but we still need the LORD's help each day. He wants us to pray to Him, every night and day. He wants us to keep on talking to Him and asking Him for His help. He loves to hear our prayers!



A Lion



A King





HSK 14 Lesson 3 Listening Assignment Clue Picture 2 for kids




HSK 14 Lesson 3 Listening Assignment Clue Picture1 for kids

An Angel



Pizza





HSK 14 Lesson 3 Listening Assignment Clue Picture 4 for kids



HSK 14 Lesson 3 Listening Assignment Clue Picture 3 for kids

VISUAL  
AID

Place  
verse in

take out


#6

Big  
Question  
Folder

HSK  
Bible  
Folder

of BQB

HSK Bible  
Folder



# Detective Dan's Listening Assignment #4



# Detective Dan's Listening Assignment #4



Hi, Hide 'n' Seek Kids!

I'm still working on the case called:

"The Case of the Man with Big Teeth."

I need to find out:

1. Who loved to pray to the LORD every night and day?
- AND
2. What did he praise the LORD for being?

Can you help me? Listen carefully to the story and you might just hear the answers!

Thanks!

Detective Dan

***Then say.*** "Ok, Hide 'n' Seekers! Put on your best listening ears and see if you can hear the answers to Detective Dan's questions. When I finish telling the story, we will see if we can answer all of his questions."

*Read the Bible Truth story, putting up the storyboard pictures as you tell it. At the end of the story, repeat the questions and lead the children in answering them. Present the gospel and close in prayer.*

\*Answers to assignment questions, the gospel and ACTS prayer are also included at the end of the story text.\*

Answers:

1. Who loved to pray to the LORD every night and day? Daniel.
2. What did he praise the LORD for being? The one, true God.

**For You and Me:**

Daniel loved to pray to the LORD. There was no one Daniel loved more and wanted to serve more than Him. And how the LORD loved Daniel, too! The LORD loves to hear our prayers, too. He wants us to love Him and serve Him, too. He wants to love us and even save us through Jesus. He wants us to turn away from our sins and trust in Jesus as our Savior.



VISUAL  
AID

#7

Place  
verse in



take out  
the  
Question  
Review  
of BQB



# Detective Dan's Listening Assignment #5



# Detective Dan's Listening Assignment #5



Hi, Hide 'n' Seek Kids!  
I'm still working on the case called:  
"The Case of the Man with Big Teeth."

I need to find out:

1. Who needed rescuing from big teeth? Who rescued him?
- AND
2. What do all people need rescuing from? Who can rescue us?

Can you help me? Listen carefully to the story and you might just hear the answers!

Thanks!  
Detective Dan

***Then say,*** "Ok, Hide 'n' Seekers! Put on your best listening ears and see if you can hear the answers to Detective Dan's questions. When I finish telling the story, we will see if we can answer all of his questions."

*Read the Bible Truth story, putting up the storyboard pictures as you tell it.  
At the end of the story, repeat the questions and lead the children in answering them. Present the gospel and close in prayer.*

\*Answers to assignment questions, the gospel and ACTS prayer are also included at the end of the story text.\*

Answers:

1. **Who needed rescuing from big teeth? Who rescued him?** Daniel. The LORD did.
2. **What do all people need rescuing from? Who can rescue us?** We all need to be rescued from sin and death. God can rescue us through Jesus, when we turn from our sins and trust in Jesus as our Savior.

**For You and Me:**

We can know the LORD and live for Him, like Daniel did. We can become His dearly loved people, too. How? By turning away from our sins and trusting in Jesus as our Savior!

---

## HSK 14 Storyboard Picture Key: Background Pictures (BG)

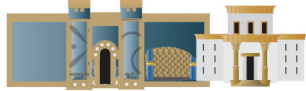
---

Put these pictures in place on your storyboard BEFORE you tell your story.

**BG1 Jerusalem with Temple**



**BG2 Babylon**



**BG3 Pit of Lions**



**BG4 Cover for Lion's Den**



## HSK 14 Storyboard Picture Key: Storyboard Pictures (SB)

Store these pictures in numerical order in your HSK Bible Folder.

Add these to your story as you tell it. Numbers correspond to placement order.

**SB1 Daniel Loves the LORD**



**SB2 Enemy Soldiers Coming**



**SB3 Jerusalem, Broken Down**



**SB4 Enemies Leaving with Israelite Prisoners**



**SB5 Israelites Working Hard**



**SB6 People of Babylon**



**SB7 Did Not Worship the LORD**



**SB8 Worshipped Idols**



**SB9 Worshipped the King as God**



**SB10 Daniel Thinking**



**SB11 Love the LORD**



**SB12 Daniel Works for the King**



**SB13 Best Worker**



**SB14 King's Other Workers, Jealous and Mad**



**SB15 Thinking About Daniel Praying to the LORD**



**SB16 Bad Rule**



**SB17 Daniel Praying at Window**



**SB18 Workers Snatching Daniel**



**SB19 Daniel in Lion's Den**



**SB20 "Roar"**



**SB21 Love the LORD**



**SB22 Daniel Praying in Lion's Den**



**SB23 King Checking on Daniel**



**SB24 An Angel**



**SB25A,B,C,D Shut the Lions' Mouths**



**SB26 Daniel and King Rejoicing**



**SB27 King Getting Rid of Bad Workers**

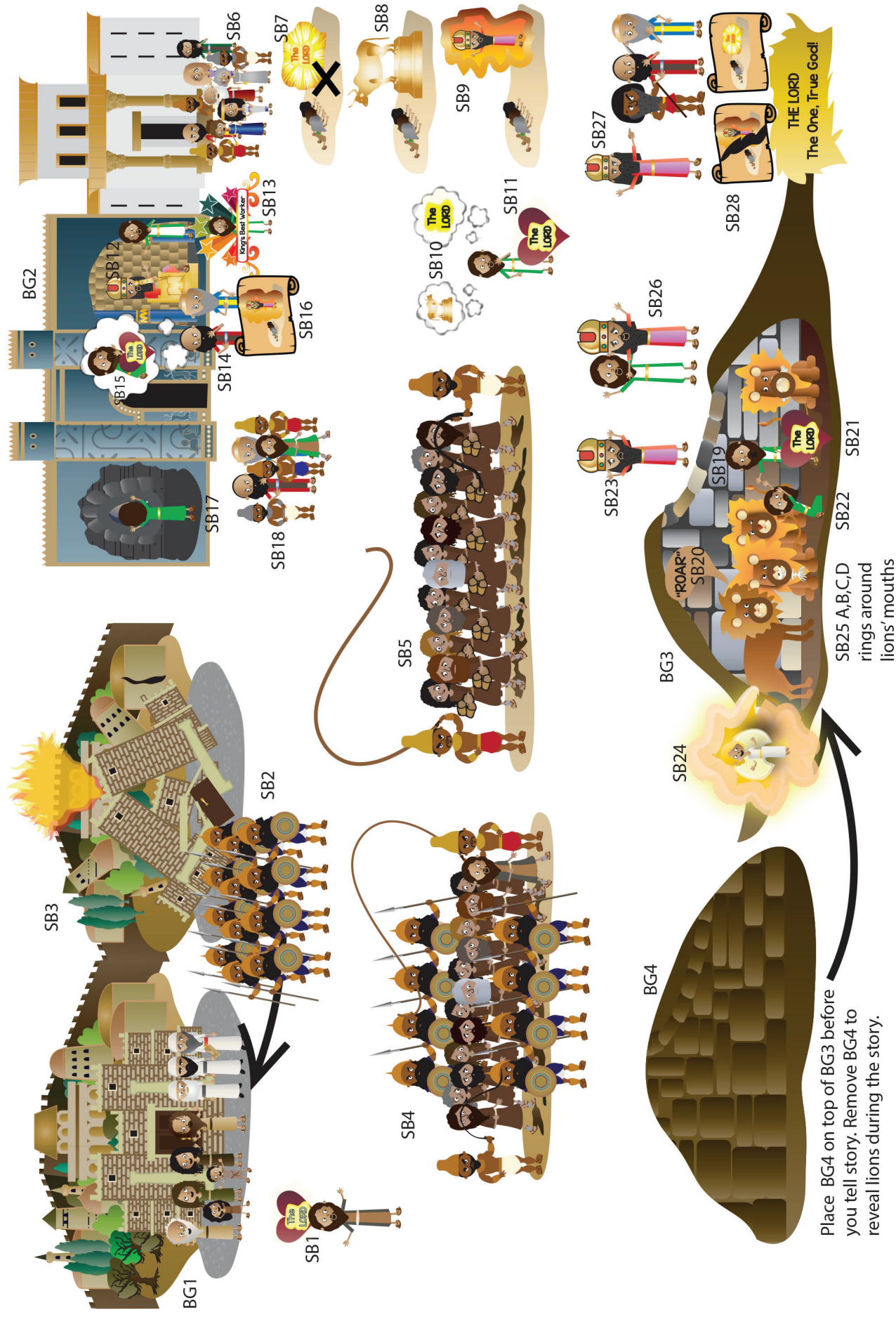


**SB28 Torn Up Old Rule, New Rule Declaring the LORD Is the One, True God**





Note: Use sticky tac putty rather than velcro on back of pictures placed on top of other pictures.



Place BG4 on top of BG3 before you tell story. Remove BG4 to reveal lions during the story.

NOTE:

Some of the larger images are assembled from two or more pages. You can make these easier to fold by leaving a small gap in the lamination between the pieces. This allows you to fold the image along the gap.




leave slight gap here  
to create a “hinge” for  
easy folding




BG1 pt 1 of 2 Jerusalem with Temple  
HSK 14 Story  
glue together, then laminate  
Place on board BEFORE telling story






BG1 pt 2 of 2 Jerusalem with Temple  
HSK 14 Story  
glue together, then laminate  
Place on board BEFORE telling story




BG2 Babylon, part 1 of 3  
HSK 14 Story  
glue together, then laminate  
Place on board BEFORE telling story





BG2 Babylon, part 2 of 3  
HSK 14 Story  
glue together, then laminate  
Place on board BEFORE telling story



BG2 Babylon, part 3 of 3  
HSK 14 Story  
glue together, then laminate  
Place on board BEFORE telling story





SB3 Jerusalem, Broken Down  
pg 1 of 2  
HSK 14 Story  
glue together, then laminate



SB3 Jerusalem, Broken Down  
pg 2 of 2  
HSK 14 Story  
glue together, then laminate






BG3 Pit of Lions pg 1 of 2  
HSK 14 Story  
glue together, then laminate  
Place on board BEFORE telling story




BG3 Pit of Lions pg 2 of 2  
HSK 14 Story  
glue together, then laminate  
Place on board BEFORE telling story






BG4 Cover for Lions' Pit pg 1 of 2  
HSK 14 Story  
glue together, then laminate  
Place on board BEFORE telling story





BG4 Cover for Lions' Pit pg 2 of 2  
HSK 14 Story  
glue together, then laminate  
Place on board BEFORE telling story




SB17 Daniel Praying at  
Window  
HSK 14 Story

SB12 Daniel Works for the King  
HSK 14 Story

SB21 Love the LORD  
HSK 14 Story


SB11 Love the LORD  
HSK 14 Story



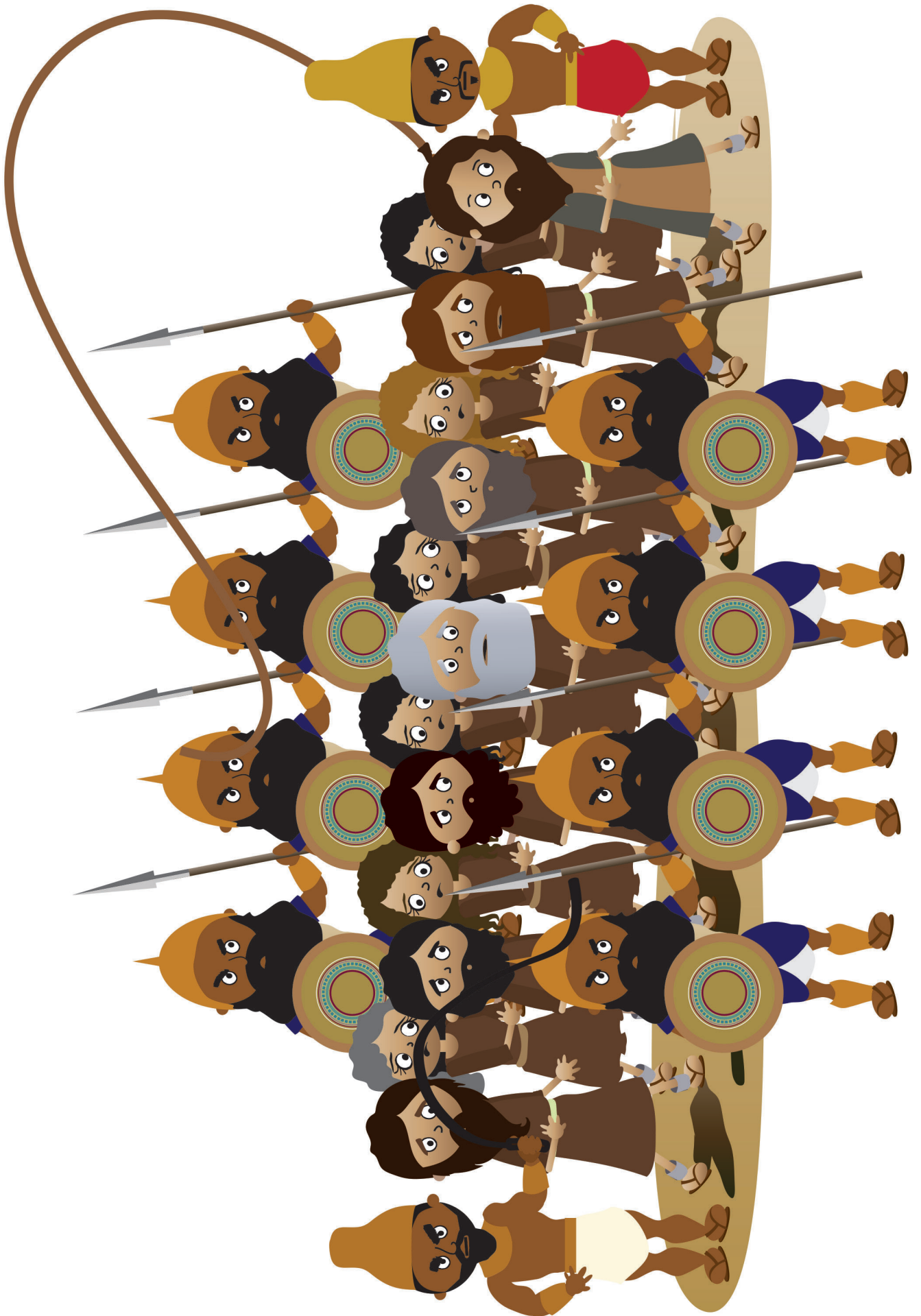


SB1 Daniel Loves the LORD  
HSK 14 Story

SB6 People of Babylon  
HSK 14 Story




SB2 Enemy Soldiers Coming  
HSK 14 Story


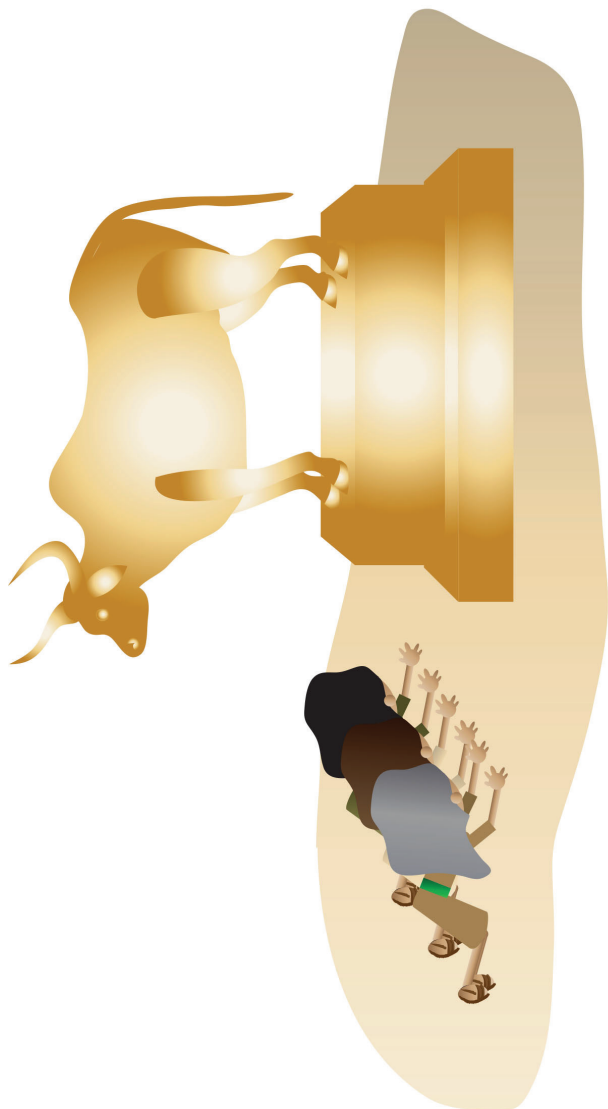


SB4 Enemies Leaving  
with Israelite Prisoners  
HSK 14 Story






SBS Israelites Working  
Hard  
HSK 14 Story



SB8 Worshipped Idols  
HSK 14 Story

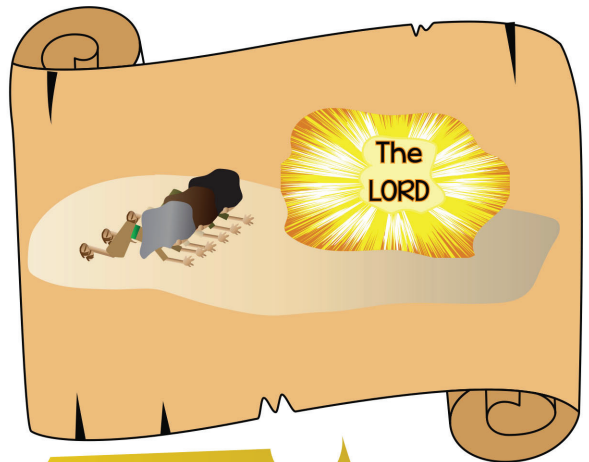
SB9 Worshipped King as God  
HSK 14 Story





SB10 Daniel Thinking  
HSK 14 Story

SB7 Did Not Worship the Lord  
HSK 14 Story




**THE LORD**  
**The One, True God!**

SB20 Roar HSK 14 Story

SB14 King's Other  
Workers, Mad  
HSK 14 Story

SB 28 Torn Up Old Rule,  
New Rule Declaring the  
LORD Is the One, True God  
HSK 14 Story





SB13 King's Best Worker  
HSK 14 Story

SB15 Thinking about Daniel  
Praying to the LORD  
HSK 14 Story

SB16 Bad Rule  
HSK 14 Story





SB18 Workers Snatching  
Daniel  
HSK 14 Story

SB19 Daniel in the Lion's Den  
HSK 14 Story

SB22 Daniel  
Praying  
in Lion's Den  
HSK 14 Story



SB23 King Checking on Daniel  
HSK 14 Story


SB26 Daniel and King Rejoicing  
HSK 14 Story





SB24 An Angel  
HSK 14 Story

SB25B Shut Lion's Mouth HSK 14 Story	SB25C Shut Lion's Mouth HSK 14 Story	SB25D Shut Lion's Mouth HSK 14 Story
SB25A Shut Lion's Mouth HSK 14 Story		



SB27 King Getting Rid of  
Bad Workers  
HSK 14 Story

# Hide 'n' Seek Kids

## Unit 15 Visual Aids



## About the Hide 'n' Seek Kids Visual Aids

### How Are They Used?



The Hide 'n' Seek Visual Aids book is a companion resource to be used alongside the Hide 'n' Seek Kids Core Curriculum book for each unit. These colorful pictures are used in presenting the key concepts; telling the Bible stories; and, in playing the Bible Story Review games.

### What Do They Include?



**There are five, different resources included in this book:**

**1. Key Concept Visual Aids**-- colorful signs of the Big Question and Answer, the Bible verse, and the Listening Assignments to use with the 5 lessons for each unit.

**2. The Storyboard Picture Key**--a who's who of the pictures in thumbnail size. Some pictures are labelled "BG." These are your background pictures that you put on the storyboard before telling the story. The rest of the pictures are labelled "SB." These are pictures you put up on the storyboard as you tell the story.


**3. Storyboard Suggested Picture Placement** page--where to place the pictures on your storyboard.

**4. The pictures, themselves.** Notice that each picture is identified and numbered on the back for easy reference. The numbers correspond to the numbers in the Picture Placement Key and in the actually story script (found in the Core Curriculum book.)

**5. Directions** for making the Hide 'n' Seek Kids "Bible" Folder and the **back/front images** to paste in place when making it. (Larger back/front images are found online with the curriculum.)

(**Directions** for how to make a homemade flannelgraph storyboard and sturdy storyboard pictures are found in **Appendix E in the Core Curriculum book.**)

### Ready, Set, Rip It Out!



This book is meant to be ripped up and made into your visual aids. The key concept signs can be cut out and laminated or slipped into sheet protectors. Cut out around the storyboard images and ideally, laminate these. Some of the biggest pictures actually need to be stuck together, before laminating.

### Store It!



Hide 'n' Seek Kids is a curriculum that can be used over and over. Store your visual aids and storyboard pictures after using them and they will serve you for many years. We store ours in manilla envelopes and then put them (along with all the rest of the curriculum) in magazine files, labelled by unit. If you have multiple classes using the curriculum, store each set of resources in separate manilla envelopes. This will make prep much simpler, second time around.

### Replacement Storyboard Pictures



You can always purchase this book again or simply go online and print out any pictures that go missing.

### Two Sizes of Storyboard Pictures



There are two sizes of storyboard pictures to choose from: the standard, large format pictures; or, the smaller format pictures. The larger pictures are best for a big classroom and a storyboard that is at least 36" x 48." (We actually make a whole section of a wall into a felt storyboard!) The small format pictures are created to fit smaller storyboards--in the 24" x 36" to 36" by 48" range. They are most useful in the smaller class or for use at home.



## The Case of the People Who Loved A Lot Acts 2

**Story-telling Tips**

Ahead of time:

1. Read the Bible verses and story. Pray!
2. Choose story action cues and/or prepare storyboard pictures, if using. (Included in Visual Aids book)
3. Practice telling story with the pictures, timing your presentation. Shorten, if necessary to fit your allotted time.

During your presentation:

1. Maintain as much eye contact as possible as you tell the story.
2. Put up storyboard figures/add story action cues as you tell the story. Allow the children to help you put them on the board, if desired.
3. Include the children in your story with a few questions about what they think will happen or words/concepts that might be new to them.
4. Watch the kids for signs that their attention span has been reached. Shorten, if necessary.

**INTRODUCTION/ LISTENING ASSIGNMENTS**

**“Our story is called: The Case of the People Who Loved A Lot. Here is your listening assignment... ”**

*Read from Detective Dan’s Listening Assignment signs, but questions are summarized below:*

**Detective Dan’s Lesson #1 Listening Assignment:**

As you listen to the story, see if you can figure out:

1. Who were the people who loved a lot? Who was it that they loved this way?
2. How did they show their love?

**Detective Dan’s Lesson #2 Listening Assignment:**

Our Bible verse is Hebrews 10:24-25: “And let us consider how to stir up one another to love and good works, not neglecting to meet together.”

As you listen to the story, see if you can figure out:

1. To neglect something means to not do it as much as you should. Who didn’t neglect to meet together on the special worship day?
2. On what day did they meet together? What good things did they help each other do?

**Detective Dan’s Lesson #3 Listening Assignment:**

I found four clues, but one of them is NOT in the story.

They are: a soldier; a gathering place; a Bible; and a jar of food.

Hold up each of the four pictures for the children to see as you identify them. Better yet, put them up on your flannelgraph board, off to one side.

I need to know:

1. Which three pictures belong in the story and which one does not?
2. How were the other three things important in our story?

**Detective Dan’s Lesson #4 Listening Assignment:**

As you listen to the story, see if you can figure out:

1. What did the people in the story thank God for?
2. What did they ask God to help them do?

**Detective Dan’s Lesson #5 Listening Assignment:**

As you listen to the story, see if you can figure out:

1. What did Jesus do for the people?
2. What is the good news that they believed?

**Read the questions, THEN SAY,**

“Ok, Hide ‘n’ Seekers! Put on your best listening ears and see if you can hear the answers to Detective Dan’s questions. When I finish telling the story, we will see if we can answer all the questions.”

**"The Case of the People Who Loved a Lot" Acts 2**

**Story with lines separating paragraphs (text in bold, optional interaction cues in italics)** Numbers correspond to storyboard pictures and placement upon the storyboard. Always feel free to use less pictures, if it's best for your kids. Simply, black out the numbers next to pictures you do not plan to use. All pictures are found in the Visual Aids book. Put BG (background) pictures on storyboard ahead of time. SB pictures (listed below in story text) are added to board as you tell the story. These numbers are also found on the back of each picture.

*Tip: Stack pictures in numerical order before telling story for easy use. Use sticky-back velcro to attach pictures to storyboard felt. Use sticky-tac putty to stick a picture on top of another picture.*

**(SB1) Walk, walk, walk! Walk, walk, walk! Look at all the people walking!**

*Can you walk in place?*

**One, two, three, four, five, six, seven, eight... and so many, many more. More than I can count!**

*How high can you count? Up to ten....twenty...a hundred...a thousand? There were more than even that many people walking to the same place that day!*

**Who are these people? Where are they going?**

*Who do you think these people are? Where do you think they are going?*

**These are God's people, the people who (SB2) love Jesus. They are (SB3) gathering together as a church.**

*The Temple was a special place where God's people gathered long ago when Jesus lived on earth. Where do God's people gather today? In churches...just like the one we are right now!*

**Let's see what they are doing...**

**They're gathering together to (SB4) worship the LORD God. They are (SB5) singing to God together: "Praise God! Praise God! He is so good and so great! He loves us so much!"**

*Let's say, "Praise God" too!*

**And they are (SB6) praying to God together, "God, forgive our sins. Thank you for sending Jesus. Help us live like Him by loving You and loving others."**

*What do we do when we pray? Fold our hands, bow our heads, close our eyes and pray!*

**They are (SB7) listening to teaching from Bible, God's Word, together. They want to know more about God and how to love Him and each other.**

*Where is your Bible? Can you point to it?*

**They are remembering Jesus (SB8) died to save them and praising God: "Praise God for Jesus! Praise God for Jesus!" they say. "He has saved us! He is bringing us to God!"**

**That's what God's people do when they gather together. They worship God for all the wonderful things He has done for them.**

**But that's not all God's people do when they gather together. They also gather together to (SB9) love one another.**

**They take care of each other and make sure everyone has everything they need. They (SB10) share with each other--their money and everything else.**

*What's something God has given us that we can share with others?*

*Story with lines separating paragraphs (text in bold, optional interaction cues in italics)*

**They (SB11) comfort each other when they have sickness or sadness.**

*Can you show me your sad face?*

**They are (SB12) happy when good things happen to each other and celebrate together.**

*Cheer!*

**They (SB13) pray for each other.**

**They help (SB14) each other love God more and live for Him. They help each other love one another, too. They help each other (SB15) learn God's Word and live it out.**

**And Who is working inside their heart, helping them to worship God and love one another like this? (SB16) God's Holy Spirit! He is doing beautiful things inside of them, changing them to be like Jesus.**

*Put your hand over your heart.*

**Week after week, God's people gather together on Sunday, their special worship day. That's the day Jesus rose from the dead. They love to remember how He beat sin and death for them!**

**Some people might stay in (SB17) bed on that day, but not God's people! Nope! They (SB18) get up and go walk, walk, walking to gather together at the worship place. It's time to gather together! It's time to worship God and love one another.**

*Pretend like you are sleeping in bed and get up!*

**And some people might keep on working on the special worship day, but not God's people! Nope! They (SB19) set their work aside and walking to gather together at the worship place. How they want to worship God and love one another!**

**(SB20) Other people watch God's people. What do they think? What do they say?**

**They say: "Look at God's people as they gather together. See how much they love Jesus! See how they worship Him! See how much they love each other! It is amazing how these people worship God and love one another. I want to know about Jesus, too!" they exclaim.**

**"(SB21) Come gather together with us," God's people invite them. "Come worship God with us! Come let us love you. Come hear (SB22) the gospel--the wonderful good news of Jesus."**

**"Jesus died on the cross for people who disobey God, like you and me. He paid for our sins with His perfect life. He rose from the dead to show He beat sin and death. He did all of this so we could be forgiven by God and live happily with Him forever! That's the gospel! Turn from your sins and trust in Jesus as your Savior. This is how you can become one of God's people, too!" God's people tell them.**

**Cracking the Case:** (story wrap-up for Listening Assignments)

It's time to see how we did with our Listening Assignment.

**Detective Dan's Lesson #1 Listening Assignment:**

As you listen to the story, see if you can figure out:

**1. Who were the people who loved a lot? Who was it that they loved this way?** God's people--the people who love Jesus-- were the people who loved a lot. They loved everyone, but especially God and each other.

**2. How did they show their love?** By gathering together to worship God and love one another. By praising God and learning to live His way. And, by caring for each other.

**For You and Me:**

We can be God's people, too, when we turn away from our sins and trust in Jesus as our Savior. He will make us His people. He will help us to gather together with God's people. He will help us to worship Him and love each other.

**Detective Dan's Lesson #2 Listening Assignment:**

Our Bible verse is Hebrews 10:24-25: "And let us consider how to stir up one another to love and good works, not neglecting to meet together."

As you listen to the story, see if you can figure out:

**1. To neglect something means to not do it as much as you should. Who didn't neglect to meet together on the special worship day?** God's people didn't neglect to meet together to worship God and love one another.

**2. On what day did they meet together? What good things did they help each other do?** They met together on Sunday, their special worship day each week. They learned from God's Word and prayed to God. They cared for each others' needs.

**For You and Me:**

God wants us to meet together with His people on the special worship day, too. He wants us to learn from God's Word, the Bible, to pray to Him, and to care for each other's needs. God wants us to be His people and we can be, when we turn from our sins and trust in Jesus as our Savior.

**Detective Dan's Lesson #3 Listening Assignment:**

I found four clues, but one of them is NOT in the story. They are: a soldier; a gathering place; a Bible; and a jar of food.

**1. Which of the three pictures belong in the story and which one does not?** The soldier does not.

**2. How were the other three things important in our story?** God's people gathered together at the God's Temple-Church to worship God and love one another. They learned from God's Word, the Bible. They cared for each other's needs. They made sure everyone had enough food to eat.

**For You and Me:**

God wants us to meet together with His people on the special worship day, too. He wants us to learn from God's Word, the Bible, to pray to Him, and to care for each other's needs. God wants us to be His people and we can be, when we turn from our sins and trust in Jesus as our Savior.

**Detective Dan's Lesson #4 Listening Assignment:**

As you listen to the story, see if you can figure out:

**1. What did the people in the story thank God for?** God's people remembered how Jesus died on the cross and rose from the dead to save them. How they thanked God for giving them a Savior so they could become His people!

**2. What did they ask God to help them do?** God's people asked God to help them live for Him and love one another.

**For You and Me:**

We have much to thank God for, too. He offers to forgive our sins through Jesus, too, when we turn away from our sins and trust in Jesus as our Savior. We have much to ask God to do in us, too. Just like God's people long ago, we can ask God to work in our hearts and help us to live for Him and love one another. God loves to answer these prayers!

**Detective Dan's Lesson #5 Listening Assignment:**

As you listen to the story, see if you can figure out:

**1. What did Jesus do for the people?** Jesus suffered and died on the cross save them from their sins. Then on the third day, He rose from the dead, showing He had beaten sin and death.

**2. What is the good news that they believed?** They believed that all who turn away from their sins and trust in Jesus as their Savior will have God's forgiveness for their sins. He will make them His dearly loved people for ever!

**For You and Me:**

Jesus can be our Savior, too, when we turn away from our sins and trust in Him as our Savior. We can be God's dearly loved people, too. And by His Holy Spirit, He can help us to worship God and love one another, just like He helped those people who lived long ago.

**The Gospel** (story wrap-up if NOT using Listening Assignments)**Our Bible Truth is:****Why Do God's People Go to Church?****To Worship God and Love One Another!**

When God's people go to church, they praise God for Jesus. Why? Because Jesus has saved them from the punishment they deserved for disobeying God. Oh, how wonderful Jesus is to be their Savior!

You and me, we have disobeyed God, too... and we deserve God's punishment, too! But we can praise God for Jesus, too. Do you know why? Because if we turn away from disobeying God and trust in Jesus as OUR Savior, He will forgive us and save us, too!

If we do, what a wonderful beginning that will be! We will get to know Him in our hearts now. Then one day, we will go to live happily with God forever.

Let's thank God and praise God right now for sending Jesus to save us! Let's ask Him to help us to turn away from our sins and trust in Jesus as our own Savior.

*Close in prayer.*

**Closing Unit 15 ACTS Prayer**

A=Adoration C=Confession T=Thanksgiving S=Supplication

- A** We praise You, God, for being the mighty Savior of your people--the Church.
- C** God, we confess that too many times we don't want to go to church to worship You or love others. Please forgive us. We need a Savior!
- T** Thank You, God, for all the people who help us to worship You and love one other when we gather together. Thank You for saving millions and millions of people and making them part of Your people, the Church.
- S** God, work in our hearts. Help us become Your people, by turning away from our sins and trusting in Jesus as our Savior. Help us to worship You and love others when we gather together. In Jesus' name we pray, Amen.

In Jesus' name we pray. Amen.

***Return to page 7 of the Lesson Plan  
for the script of the rest of this lesson.***







# Why do God's people go to church? +


VISUAL  
AID

#1

take out



of BQB



ANSWER:

## To worship God and love one another!

# The Big Question

*Hold up the Big Question sign for all the children to see, and say:*

The Big Question we are investigating today is  
Big Question Number 15:

## Why Do God's People Go to Church?

and the Answer is:

### To Worship God and Love One Another!

#### Meaning:

A church is God's people gathering together. Some churches meet in special buildings. Some churches meet in homes. Some meet outside. No matter where they meet, when God's people gather together, they are a church. When God's people gather together as a church, they worship God. They worship Him for being the one, true God, who is not like anyone else. They worship Him for saving them through Jesus. They sing songs and pray to God. They listen to the Bible and learn how to obey it. God's people also gather together to love one another. They talk with each other, take care of each other, and pray for each other. The Bible tells us that God's people are to meet together often. Usually, this is on Sundays, the day that Jesus rose from the dead. Jesus promised that when God's people gather together, He will be there with them in a special way.

Let's sing our Big Question Song: "

## Big Q & A 15 Song

*HSK ESV Songs 15, track 12*

*(adapted version of "This Is the Way We Wash Our Clothes")*

Why do God's people go to church?  
Go to church? Go to church?  
Why do God's people go to church?  
To worship God and to love one another!



**“And let us consider how to stir up one another to love and good works, not neglecting to meet together.”**

**Hebrews 10:24-25**

HSK 15 Bible Verse Picture--front

vecteezy.com

# Unit 15 Bible Verse

"Who would like to get our Bible verse out of the Big Question Briefcase for me?"

*Choose a child to open the briefcase, take out the "Bible" with the Bible Verse in it and hand it to you. Remove the Bible Verse Picture from the "Bible" (held in place by velcro) and hold it up for all the children to see, then say:*

## **Hebrews 10:24-25:**

"And let us consider how to stir up one another to love and good works, not neglecting to meet together."

### **Meaning:**

Why do God's people go to church? To worship God and love one another. The Bible tells God's people to not neglect meeting together! They need to keep on meeting together, week after week. At church, they learn about God from the Bible. At church, they sing songs of praise to God together. They pray to God and pray for each other. They help each other to love one another more and to love God, most of all. They do good works that take care of each other's needs and help everyone live like Jesus. That's why we're at church even today!

"We've said our Bible verse, now let's sing it!"

## **Stir Up: Hebrews 10:24-25**

*HSK ESV Songs 15, track 14, 14T*

Stir up, stir up,

Let's consider how to stir up,

Stir up one another

To love and good works.

Stir up, stir up,

Let's consider how to stir up,

Stir up one another

To love and good works.

Not neglecting to meet together,

Not neglecting to meet together.

Stir up, stir up,

Let's consider how to stir up,

Stir up one another

To love and good works.

Stir up, stir up,

Let's consider how to stir up,

Stir up one another

To love and good works.

Hebrews Ten, twenty-four and five.

"Now it's time to do a bit more deep down investigating. Let's read Detective Dan wants us to help him figure out. Would someone like to get it out for me?"



VISUAL  
AID

Place  
verse in  
take out



#3



HSK Bible  
Folder

HSK Bible  
Folder


of BQB



# Detective Dan's Listening Assignment #1



# Detective Dan's Listening Assignment #1



Hi, Hide 'n' Seek Kids!  
I'm working on a brand-new case called:  
"The Case of the People Who Loved A Lot."

I need to find out:

1. Who were the people who loved a lot? Who was it that they loved this way?
- AND
2. How did they show their love?

Can you help me? Listen carefully to the story and you might just hear the answers!

Thanks!

Detective Dan

**Then say,** "Ok, Hide 'n' Seekers! Put on your best listening ears and see if you can hear the answers to Detective Dan's questions. When I finish telling the story, we will see if we can answer all of his questions."

*Read the Bible Truth story, putting up the storyboard pictures as you tell it.  
At the end of the story, repeat the questions and lead the children in answering them. Present the gospel and close in prayer.*

\*Answers to assignment questions, the gospel and ACTS prayer are also included at the end of the story text.\*

Answers:

1. **Who were the people who loved a lot? Who was it that they loved this way?** God's people--the people who love Jesus--were the people who loved a lot. They loved everyone, but especially God and each other.
2. **How did they show their love?** By gathering together to worship God and love one another. By praising God and learning to live His way. And, by caring for each other.

**For You and Me:**

We can be God's people, too, when we turn away from our sins and trust in Jesus as our Savior. He will make us His people. He will help us to gather together with God's people. He will help us to worship Him and love each other.



VISUAL

Place  
verse in

take out

#4

HSK  
Bible  
Folder

HSK  
Bible  
Folder

HSK Bible  
Folder



# Detective Dan's Listening Assignment #2



# Detective Dan's

## Listening Assignment #2



Hi, Hide 'n' Seek Kids!

I'm still working on the case called:

"The Case of the People Who Loved A Lot."

Our Bible verse is Hebrews 10:24-25:

"And let us consider how to stir up one another to love and good works, not neglecting to meet together."

I need to find out:

1. To neglect something means to not do it as much as you should. Who didn't neglect to meet together on the special worship day?

AND

2. On what day did they meet together? What good things did they help each other do?

Can you help me? Listen carefully to the story and you might just hear the answers!

Thanks for your help!

Detective Dan

**Then say,** "Ok, Hide 'n' Seekers! Put on your best listening ears and see if you can hear the answers to Detective Dan's questions. When I finish telling the story, we will see if we can answer all of his questions."

*Read the Bible Truth story, putting up the storyboard pictures as you tell it. At the end of the story, repeat the questions and lead the children in answering them. Present the gospel and close in prayer.*

\*Answers to assignment questions, the gospel and ACTS prayer are also included at the end of the story text.\*

Answers:

Hebrews 10:24-25: "Let us consider how we may spur one another on toward love and good deeds. Let us not give up meeting together."

As you listen to the story, see if you can figure out:

**1. To neglect something means to not do it as much as you should. Who didn't neglect to meet together on the special worship day?** God's people didn't neglect to meet together.

**2. On what day did they meet together? What good things did they help each other do?** They met together on Sunday, their special worship day each week. They learned from God's Word and prayed to God. They cared for each others' needs.


**For You and Me:**

God wants us to meet together with His people on the special worship day, too. He wants us to learn from God's Word, the Bible, to pray to Him, and to care for each other's needs. God wants us to be His people and we can be, when we turn from our sins and trust in Jesus as our Savior.



VISUAL  
AID  
#5A

Place  
verse in



# Detective Dan's Listening Assignment #3



# Detective Dan's

## Listening Assignment #3



Hi, Hide 'n' Seek Kids!

I'm still working on the case called:

"The Case of the People Who Loved A Lot."

I found four clues, but one of them is NOT in the story. They are: a soldier; a gathering place; a Bible; and a jar of food.

*Hold up each of the four pictures for the children to see as you identify them. Better yet, put them up on your flannelgraph board, off to one side.*

**I need to know:**

**1. Which of the three pictures does not belong in the story?**

**AND**

**2. How were the other three things important in our story?**

**Can you help me? Listen carefully to the story and you might just hear the answers!**

**Thanks!**

**Detective Dan**

***Then say.*** "Ok, Hide 'n' Seekers! Put on your best listening ears and see if you can hear the answers to Detective Dan's questions. When I finish telling the story, we will see if we can answer all of his questions."

*Read the Bible Truth story, putting up the storyboard pictures as you tell it.*

*At the end of the story, repeat the questions and lead the children in answering them. Present the gospel and close in prayer.*

\*Answers to assignment questions, the gospel and ACTS prayer are also included at the end of the story text.\*

**Answers:**


**1. Which of the three pictures does not belong in the story?** The soldier does not.

**2. How were the other three things important in our story?** God's people gathered together at the God's Temple-Church to worship God and love one another. They learned from God's Word, the Bible. They cared for each other's needs. They made sure everyone had enough food to eat.


**For You and Me:**

God wants us to meet together with His people on the special worship day, too. He wants us to learn from God's Word, the Bible, to pray to Him, and to care for each other's needs. God wants us to be His people and we can be, when we turn from our sins and trust in Jesus as our Savior.

## Gathering Place



## Soldier







HSK 15 Lesson 3 Listening Assignment Clue Picture 2 for kids

HSK 15 Lesson 3 Listening Assignment Clue Picture1 for kids

## Jar of Food



## Bible







HSK 15 Lesson 3 Listening Assignment Clue Picture 4 for kids



HSK 15 Lesson 3 Listening Assignment Clue Picture 3 for kids



VISUAL  
AID

Place  
verse in

take out


#6

Big  
Question  
Mark

HSK  
Bible  
Folder

of BQB

HSK Bible  
Folder



# Detective Dan's Listening Assignment #4



# Detective Dan's

## Listening Assignment #4



Hi, Hide 'n' Seek Kids!

I'm still working on the case called:

"The Case of the People Who Loved A Lot."

I need to find out:

1. What did the people in the story thank God for?  
AND
2. What did they ask God to help them do?

Can you help me? Listen carefully to the story and you might just hear the answers!

Thanks!  
Detective Dan

***Then say.*** "Ok, Hide 'n' Seekers! Put on your best listening ears and see if you can hear the answers to Detective Dan's questions. When I finish telling the story, we will see if we can answer all of his questions."

*Read the Bible Truth story, putting up the storyboard pictures as you tell it. At the end of the story, repeat the questions and lead the children in answering them. Present the gospel and close in prayer.*

\*Answers to assignment questions, the gospel and ACTS prayer are also included at the end of the story text.\*

Answers:

1. **What did the people in the story thank God for?** God's people remembered how Jesus died on the cross and rose from the dead to save them. How they thanked God for giving them a Savior so they could become His people!
2. **What did they ask God to help them do?** God's people asked God to help them live for Him and love one another.

**For You and Me:**

We have much to thank God for, too. He offers to forgive our sins through Jesus, too, when we turn away from our sins and trust in Jesus as our Savior. We have much to ask God to do in us, too. Just like God's people long ago, we can ask God to work in our hearts and help us to live for Him and love one another. God loves to answer these prayers!



VISUAL  
AID

#7

Place  
verse in



take out  
the  
Question  
Review  
of BQB



# Detective Dan's Listening Assignment #5



# Detective Dan's

## Listening Assignment #5



Hi, Hide 'n' Seek Kids!

I'm still working on the case called:

"The Case of the People Who Loved A Lot."

I need to find out:

1. What did Jesus do for the people?

AND

2. What is the good news that they believed?

Can you help me? Listen carefully to the story and you might just hear the answers!

Thanks!

Detective Dan

***Then say,*** "Ok, Hide 'n' Seekers! Put on your best listening ears and see if you can hear the answers to Detective Dan's questions. When I finish telling the story, we will see if we can answer all of his questions."

*Read the Bible Truth story, putting up the storyboard pictures as you tell it.*

*At the end of the story, repeat the questions and lead the children in answering them. Present the gospel and close in prayer.*

\*Answers to assignment questions, the gospel and ACTS prayer are also included at the end of the story text.\*

Answers:

**1. What did Jesus do for the people?** Jesus suffered and died on the cross save them from their sins. Then on the third day, He rose from the dead, showing He had beaten sin and death.

**2. What is the good news that they believed?** They believed that all who turn away from their sins and trust in Jesus as their Savior will have God's forgiveness for their sins. He will make them His dearly loved people for ever!

**For You and Me:**

Jesus can be our Savior, too, when we turn away from our sins and trust in Him as our Savior. We can be God's dearly loved people, too. And by His Holy Spirit, He can help us to worship God and love one another, just like He helped those people who lived long ago.

---

## HSK I5 Storyboard Picture Key: Background Pictures (BG)


---

Put these pictures in place on your storyboard BEFORE you tell your story.

**BG1 Temple-Church**



**BG2 House**



**BG3 Marketplace**





## HSK I5 Storyboard Picture Key: Storyboard Pictures (SB)

Store these pictures in numerical order in your HSK Bible Folder.

Add these to your story as you tell it. Numbers correspond to placement order.

**SB1 God's People Walking**



**SB2 Love Jesus**



**SB3 God's People Gathered**



**SB4 Love and Worship God**



**SB5 God's People Singing**



**SB6 God's People Praying**



**SB7 God's People Listening to God's Word**



**SB8 Praise God for Jesus**



**SB9 Love Each Other**



**SB10 God's People Sharing**



**SB11 God's People Comforting Each Other Sickness and Sadness**



**SB12 God's People Rejoicing with Each Other's Happiness**



**SB13 God's People Praying for Each Other**



**SB14 God's People Helping Each Other**



**SB15 Learn God's Word**



**SB16 The Holy Spirit**



**SB17 Some Other People in Bed**



**SB18 God's People Getting Out of Bed**



**SB19 God's People Setting Aside Work**



**SB20 Other People Watching**



**SB21 God's People Inviting Others to Church**



**SB22 The Gospel**




Note: Use sticky tac putty rather than velcro on back of pictures placed on top of other pictures.



SB2



SB1




BG1

SB3



SB7




SB22



BG2

SB18

SB17




SB5



SB4




SB8



SB21

SB20



BG3



SB6



SB9



SB10



SB11



SB12



SB13



SB14



SB15

NOTE:

Some of the larger images are assembled from two or more pages. You can make these easier to fold by leaving a small gap in the lamination between the pieces. This allows you to fold the image along the gap.



leave slight gap here  
to create a “hinge” for  
easy folding



BG1Temple-Church pt 1 of 2  
HSK 15 Story  
glue together, then laminate  
Place on board BEFORE telling story






BG1Temple-Church pt of 2  
HSK 15 Story  
glue together, then laminate  
Place on board BEFORE telling story




SB22 The Gospel  
HSK 15 Story

**Love**

**Each Other**



**Good**




**the LORD**

**Love**




SB9 Love Each Other  
HSK 15 Story

SB4 Love and Worship God  
HSK 15 Story




SB1 God's People Walking  
HSK 15 Story



SB2 Love Jesus  
HSK 15 Story


SB17 Some People in Bed  
HSK 15 Story





SB3 God's People Gathered

HSK 15 Story



"Praise God! He is so good and great!"



SB18 God's People Getting  
Out of Bed  
HSK 15 Story

SB5 God's People Singing  
HSK 15 Story

**“Forgive us! Thank You! Help us!”**






SB6 God's People Praying  
HSK 15 Story

SB16 The Holy Spirit  
HSK 15 Story

TELL US MORE ABOUT JESUS!



SB20 Other People Watching  
HSK 15 Story




SB7 God's People Listening to  
God's Word  
HSK 15 Story






SB8 Praise God for Jesus  
HSK 15 Story

SB19 God's People  
Setting Aside Work  
HSK 15 Story



SB14 God's People Helping  
Each Other  
HSK 15 Story





SB21 God's People Inviting  
Others to Church  
HSK 15 Story

SB15 Learn God's Word  
HSK 15 Story



SB11 God's People Comforting Each  
Other Sickness and Sadness  
HSK 15




SB12 God's People Rejoicing with Each  
Other's Happiness  
HSK 15 Story





SB13 God's People Praying for Each  
Other  
HSK 15




BG2 House  
HSK 15 Story





BG3 Marketplace  
HSK 15



SB10 God's People Sharing  
HSK 15

# Hide 'n' Seek Kids

## Unit 16 Visual Aids



## About the Hide 'n' Seek Kids Visual Aids

### How Are They Used?



The Hide 'n' Seek Visual Aids book is a companion resource to be used alongside the Hide 'n' Seek Kids Core Curriculum book for each unit. These colorful pictures are used in presenting the key concepts; telling the Bible stories; and, in playing the Bible Story Review games.

### What Do They Include?



**There are five, different resources included in this book:**

**1. Key Concept Visual Aids**-- colorful signs of the Big Question and Answer, the Bible verse, and the Listening Assignments to use with the 5 lessons for each unit.

**2. The Storyboard Picture Key**--a who's who of the pictures in thumbnail size. Some pictures are labelled "BG." These are your background pictures that you put on the storyboard before telling the story. The rest of the pictures are labelled "SB." These are pictures you put up on the storyboard as you tell the story.


**3. Storyboard Suggested Picture Placement** page--where to place the pictures on your storyboard.

**4. The pictures, themselves.** Notice that each picture is identified and numbered on the back for easy reference. The numbers correspond to the numbers in the Picture Placement Key and in the actually story script (found in the Core Curriculum book.)

**5. Directions** for making the Hide 'n' Seek Kids "Bible" Folder and the **back/front images** to paste in place when making it. (Larger back/front images are found online with the curriculum.)

(**Directions** for how to make a homemade flannelgraph storyboard and sturdy storyboard pictures are found in **Appendix E in the Core Curriculum book.**)

### Ready, Set, Rip It Out!



This book is meant to be ripped up and made into your visual aids. The key concept signs can be cut out and laminated or slipped into sheet protectors. Cut out around the storyboard images and ideally, laminate these. Some of the biggest pictures actually need to be stuck together, before laminating.

### Store It!



Hide 'n' Seek Kids is a curriculum that can be used over and over. Store your visual aids and storyboard pictures after using them and they will serve you for many years. We store ours in manilla envelopes and then put them (along with all the rest of the curriculum) in magazine files, labelled by unit. If you have multiple classes using the curriculum, store each set of resources in separate manilla envelopes. This will make prep much simpler, second time around.

### Replacement Storyboard Pictures



You can always purchase this book again or simply go online and print out any pictures that go missing.

### Two Sizes of Storyboard Pictures



There are two sizes of storyboard pictures to choose from: the standard, large format pictures; or, the smaller format pictures. The larger pictures are best for a big classroom and a storyboard that is at least 36" x 48." (We actually make a whole section of a wall into a felt storyboard!) The small format pictures are created to fit smaller storyboards--in the 24" x 36" to 36" by 48" range. They are most useful in the smaller class or for use at home.



**The Case of the Wonderful Ending**

2 Peter 3



of BQB

**Story-telling Tips**

Ahead of time:

1. Read the Bible verses and story. Pray!
2. Choose story action cues and/or prepare storyboard pictures, if using. (Included in Visual Aids book)
3. Practice telling story with the pictures, timing your presentation. Shorten, if necessary to fit your allotted time.

During your presentation:

1. Maintain as much eye contact as possible as you tell the story.
2. Put up storyboard figures/add story action cues as you tell the story. Allow the children to help you put them on the board, if desired.
3. Include the children in your story with a few questions about what they think will happen or words/concepts that might be new to them.
4. Watch the kids for signs that their attention span has been reached. Shorten, if necessary.

**INTRODUCTION/ LISTENING ASSIGNMENTS****"Our story is called: The Case of the Wonderful Ending. Here is your listening assignment..."***Read from Detective Dan's Listening Assignment signs, but questions are summarized below:***Detective Dan's Lesson #1 Listening Assignment:**

As you listen to the story, see if you can figure out:

1. What sad thing was about to happen to Peter?
2. What wonderful ending did he think about?

**Detective Dan's Lesson #2 Listening Assignment:**

Our Bible verse is Revelation 21:5: "And He who was seated on the throne said, "Behold, I am making all things new!"

As you listen to the story, see if you can figure out:

1. Who is the king on the throne who rules over everything?
2. What will this king do to make everything new?

**Detective Dan's Lesson #3 Listening Assignment:**

I found four clues, but one of them is NOT in the story.

They are: a jail; a letter; a backpack; and a crown.

Hold up each of the four pictures for the children to see as you identify them. Better yet, put them up on your flannelgraph board, off to one side.

I need to know:

1. Which picture does not belong in the story?
2. How are the other three pictures important in the story?

**Detective Dan's Lesson #4 Listening Assignment:**

As you listen to the story, see if you can figure out:

1. What did Peter praise God for?
2. What did Peter want the others to remember?

**Detective Dan's Lesson #5 Listening Assignment:**

As you listen to the story, see if you can figure out:

1. What is the good news that made the Peter so happy, even when things were so hard?
2. What wonderful day did Peter and the other believers look forward to?

**Read the questions, THEN SAY,***"Ok, Hide 'n' Seekers! Put on your best listening ears and see if you can hear the answers to Detective Dan's questions. When I finish telling the story, we will see if we can answer all the questions."*

**"The Case of the Wonderful End" 2 Peter 3**

**Story with lines separating paragraphs (text in bold, optional interaction cues in italics)** Numbers correspond to storyboard pictures and placement upon the storyboard. Always feel free to use less pictures, if it's best for your kids. Simply, black out the numbers next to pictures you do not plan to use. All pictures are found in the Visual Aids book. Put BG (background) pictures on storyboard ahead of time. SB pictures (listed below in story text) are added to board as you tell the story. These numbers are also found on the back of each picture.

*Tip: Stack pictures in numerical order before telling story for easy use. Use sticky-back velcro to attach pictures to storyboard felt. Use sticky-tac putty to stick a picture on top of another picture.*

**(SB1) Roman soldiers put Peter in jail. His feet were tied up. He couldn't get out. He was in trouble for telling people about Jesus. Soon the soldiers would come back and take him to die.**

*Can you pretend your feet are tied up?*

**Was Peter (SB2) sad? It seemed like he should be; but no, he was not! Why? Because Peter wasn't just thinking about (SB3) that dark room or the chains on his feet. He wasn't just thinking about the soldiers who would soon come to put him to death, or what it would be like to die! No, Peter was thinking about something else, too... and this something else made him VERY HAPPY!**

**What was Peter thinking about? Peter was remembering the (SB4) good promises that God had made to His people in the Bible. These were what were making him so very happy.**

*Did Peter have a sad face or a happy face? A happy face! Because he was thinking about Jesus coming back! Can you make a happy face?*

**Here are some of (SB5) God's good promises that Peter thought about: "God promised that (SB6) Jesus will come back one day," Peter remembered. "He will down from heaven with God's angels. (SB7) Everyone on earth will see Him and know that He is God's Son. Everyone will worship Him."**

**"Then God will make everything new! He will make a new heaven and a new earth for (SB8) His people to live in with Him," Peter remembered.**

*Can you point up to heaven? Can you point down to the earth? God will make a new heaven and earth for His people to live in with Him. It will be very beautiful... more beautiful than we can imagine. And it will be perfect!*

**"Jesus will be (SB9) the Forever King. (SB10) Sin, (SB11) sickness, (SB12) sadness, and (SB13) dying --EVERYTHING BAD-- will be gone, and will never come back again! God's people will live (SB14) happily with God forever," Peter knew God had promised.**

*A king is in charge over everyone in a whole country. That's a lot of people! Kings wear a special hat called a crown. Can you put your hands on your head in a pretend crown? Jesus won't just be in charge over just people in a country. He will be king over EVERYONE!*

**Thinking about life with God in the new heaven and earth made Peter (SB15) happy!**

**It helped him as he sat in that little room, tied up, and soon to die. Peter knew his life on earth was almost over, but the best was yet to come! He would enjoy life with God forever! A brand new, PERFECT life in a brand new, PERFECT heaven and earth! How wonderful!**

**Peter thought about something else as he sat in jail. He thought about (SB16) some other people who loved Jesus, too. They lived in a faraway place, and they were (SB17) getting in trouble and being hurt for telling people about Jesus, just like he was.**

*How do you feel when you get hurt? What kind of face do you make? God's people felt like that when they got hurt, too.*

*Story with lines separating paragraphs (text in bold, optional interaction cues in italics)*

**“Are these people sad or are they still happy?” Peter wondered. “Do they remember the good promises God has made to them?”**

**“Maybe I should write them a letter before I die,” Peter thought. “I can remind them of God’s good promises. Maybe that will help them be happy, even though their enemies are hurting them.”**

**“Yes,” decided Peter. “I WILL write them a letter. (SB18) I will write it RIGHT NOW!”**

**Hurry, Peter, hurry! Write your letter!**

*Can you pretend like you are writing a letter?*

**Peter wrote his letter. He gave (SB19) it to a friend to take to God’s people in the faraway place.**

**(SB20) Walk, walk, walk! Run, run, run, went Peter’s friend, all the way to the faraway place.**

*Can you stomp your feet in place like you are walking? Now go faster, like you are running! That’s how fast Peter’s friend went.*

**At last, Peter’s friend came to the faraway place. He (33) gave the letter to God’s people.**

**“Look! Look! It’s a letter from Peter!” they exclaimed. “Let’s read it!” (SB22) Everyone gathered around to hear. What did it say?**

**They read it out loud so everyone could hear:**

*Hold hands like pretending to hold a letter and read a letter.*

**“Dear God’s People,**

**I know (SB23) some people are hurting you. They don’t want you to tell others about Jesus. There are some people hurting me, too. But don’t be scared! Keep on telling people about Jesus!**

**(SB24) Remember God’s good promises! (SB25) Jesus will come back to earth one day. God will make everything new. He will make a new heaven and earth for His people to live in with Him. Jesus will be our Forever King. Everything bad will be gone, never to come back again! We will live happily with God always! So don’t be sad. (SB26) Be happy! God will do everything He has promised. Come, Lord Jesus, Come! Signed, Peter.”**

*Make your happiest face and cheer really loud! Yay! Let’s say with God’s people: “Come, Lord Jesus, Come!”*

**What did God’s people in that faraway place do when they heard Peter’s words? Did they trust in God? Did they remember His promises? I don’t know, but I hope so.**

**But what I DO know, is that you and I, we can know God’s promises and remember them. God can use His promises to help us to trust in Jesus as our Savior. He can use them to help us to get ready for the day when Jesus will come back and God will make everything new! Yay!**

**Cracking the Case:** (story wrap-up for Listening Assignments)

It's time to see how we did with our Listening Assignment.

**Detective Dan's Lesson #1 Listening Assignment:****1. What sad thing was about to happen to Peter?**

Peter was about to be killed.

**2. What wonderful ending did he think about?** He thought about going to be with Jesus. He thought about the day when Jesus would come back to this world and make everything new. Then, Jesus would be the Forever King and he and all of God's people would one day live happily with Him forever.

**For You and Me:**

We all have to face death one day. Isn't it wonderful that God can give us the same hope that He gave Peter? We, too, can turn away from our sins and trust in Jesus as our Savior. We, too, can rejoice that the day is coming when we can live with Jesus forever happy in the new world He will make one day.

**Detective Dan's Lesson #2 Listening Assignment:**

Our Bible verse is **Revelation 21:5**: "And He who was seated on the throne said, "Behold, I am making all things new!"

**1. Who is the king on the throne who rules over everything?** Jesus.

**2. What will this king do to make everything new?** He will return to this world and get rid of all sin and death. This world will go away and He will make a wonderful, new world for His people to live with Him forever.

**For You and Me:**

Jesus will return one day. He will get rid of sin and death and make a wonderful, new world for His people to live in with Him, happy forever. How can we become God's people who get to live with Him in the new world that is coming? By turning away from our sins and trusting in Jesus as our Savior. God loves to help us do this. Ask Him!

**Detective Dan's Lesson #3 Listening Assignment:**

I found four clues, but one of them is NOT in the story. They are: a jail; a letter; a backpack; and a crown.

**1. Which picture does not belong in the story?** The backpack.

**2. How are the other three pictures important in the story?**

Peter was put in jail for telling others about Jesus. Even though he was about to die, Peter rejoiced that Jesus was the great king who ruled over everything. Peter was about to go be with Him in heaven when he died. Best of all, one day King Jesus would come back and do away with sin and death. He would make a wonderful, new world where God's people will live happily with Him forever. Peter sent a letter to some of God's people who lived faraway to comfort them and help them to keep on trusting in God.

**For You and Me:**

We all have to face death one day. Isn't it wonderful that God can give us the same hope that He gave Peter? We, too, can turn away from our sins and trust in Jesus as our Savior. We, too, can rejoice that the day is coming when we can live with Jesus forever in the new world He will make one day.

**Detective Dan's Lesson #4 Listening Assignment:**

**1. What did Peter praise God for?** For being king over all. His good plans will happen. Jesus will come back and be the great, Forever King in the new world that God will make.

**2. What did Peter want the others to remember?** Peter wanted the other believers to remember the wonderful day that was coming. They might have to go through hard things now, but when Jesus comes back, there will be nothing but happiness forever.

**For You and Me:**

God is still the king over the whole world. His Son, Jesus, is still going to come to make a wonderful, new world. We, too, can praise God for being the one, true God and our Savior. We can be His people when we turn from our sins and trust in Jesus as our Savior. Then, we, too, will look forward to the day when He comes back and creates the wonderful, new world that God's people will live in with Him.

**Detective Dan's Lesson #5 Listening Assignment:**

**1. What is the good news that made the Peter and so happy, even when things were so hard?** The good news of Jesus. Jesus gave up His life on the cross as the perfect payment for sins. He rose from the dead on the third day showing He had beaten sin and death forever. We can know God's forgiveness and be His people, when we turn away from our sins and trust in Jesus as our Savior.

**2. What wonderful day did Peter and the other believers look forward to?** The day when King Jesus will return and do away with sin and death forever. The day He will make everything new and they will live with Him forever happy in the wonderful, new world He will create.

**For You and Me:**

The good news that made Peter happy can make us happy, too, when we turn from our sins and trust in Jesus as our Savior. It can even make us happy when we go through hard things, like Peter and the others went through. We can look forward to the day when Jesus will come back and make everything new. If we are God's people, we will get to live there with Him!

**The Gospel** (story wrap-up if NOT using Listening Assignments)**Our Bible Truth is:****What Will Happen When Jesus Comes Back?  
God Will Make Everything New!**

Peter thought about Jesus coming back and that made him happy and excited! He wanted Jesus to come back soon! He was ready.

How did Peter get ready? He turned away from disobeying God. He asked Jesus to be his Savior. Jesus forgave his sins. He took the punishment Peter deserved for disobeying God! He sent God's Holy Spirit to live in Peter's heart and gave him special closeness with God. That's how Peter became one of God's people.

We can be ready, too, if we turn away from disobeying God and ask Jesus to be our Savior! God will forgive us our sins. He will send God's Holy Spirit to live in our hearts and give us special closeness with God. And one day, we, too, will get to go to live with Him forever! And that will be best of all!

Isn't that wonderful?! Let's thank God and praise God right now for sending Jesus to save us! Let's ask Him to help us to turn away from our sins and trust in Jesus as our own Savior. In Jesus' name we pray. Amen.

*Close in prayer.*

**Closing Unit 16 ACTS Prayer**

A=Adoration C=Confession T=Thanksgiving S=Supplication

- A** We praise You, Jesus, that one day You will put an end to disobeying forever.
- C** God, we confess that we do the bad things that You are coming back to end. Forgive us! We need a Savior.
- T** Thank You, Jesus, for promising to get rid of all the sad and bad things (death, crying, pain, etc) and making everything new and forever happy.
- S** God, work in our hearts. Help us to turn away from our sins and trust Jesus as our Savior. We want to be with You and Your people in the beautiful, new world You will make. Come back soon, Jesus! In Jesus' name we pray, Amen.

***Return to page 7 of the Lesson Plan  
for the script of the rest of this lesson.***







# What will happen when Jesus comes back?



ANSWER:

# God will make everything new!

VISUAL  
AID

#1

take out



of BQB

# The Big Question

*Hold up the Big Question sign for all the children to see, and say:*

The Big Question we are investigating today is  
Big Question Number 16:

**What Will Happen When Jesus Comes Back?**

and the Answer is:

**God Will Make Everything New!**

## Meaning:

Jesus is coming back one day. What a day it will be! This old world and its ways will come to an end. God will destroy it, and sin and death with it. He will create a new, perfect world for His people to live in with Him forever.

This new world will be a beautiful, happy place where there will never be anything sad or bad in it...ever! God's people will live there with Jesus as their king. Here, they know God in their hearts; but there, they will see Him face-to-face. Think of your favorite thing to do. Life with Jesus will be better than this. Think of your favorite place to be. Life with Jesus in the new world will be better than that! Think of your favorite person to be with. Living with Jesus will be far better than that! There will never be anything better than living with God like this!

What a wonderful day that will be for God's people! What a wonderful day that will be for us, too, if we turn away from our sins and trust in Jesus as our Savior!

Let's sing our Big Question Song: "

## Big Q & A 16 Song

*HSK ESV Songs 16, track 12*

*(Adapted version of "The Bear Went Over the Mountain")*

What will happen when Jesus comes back?  
What will happen when Jesus comes back?  
What will happen when Jesus comes back?  
God will make everything new.  
God will make everything new,  
God will make everything new.  
What will happen when Jesus comes back?  
What will happen when Jesus comes back?  
What will happen when Jesus comes back?  
God will make everything new.

**“And He who was seated on the throne said,  
“Behold, I am making all things new!” Revelation 21:5**





# Unit 16 Bible Verse

"Who would like to get our Bible verse out of the Big Question Briefcase for me?"

*Choose a child to open the briefcase, take out the "Bible" with the Bible Verse in it and hand it to you. Remove the Bible Verse Picture from the "Bible" (held in place by velcro) and hold it up for all the children to see, then say:*

## **Revelation 21:5, ESV:**

"And He who was seated on the throne said, 'Behold, I am making all things new!'"

## **Meaning:**

A throne is a special seat for a king. Jesus will come back to earth to get rid of sin and death. Everything bad and sad will go away and never come back! Then Jesus will make a brand-new world for God's people to live in with Him forever. How happy it will be for King Jesus to rule over this new world. Everything will be perfect and happy always.

"We've said our Bible verse, now let's sing it!"

## **And He Who Was Seated:**

### **Revelation 21:5,6**

*HSK ESV Songs 16, track 14, 14T*


And he who was seated on the throne said,  
"Behold, behold, I'm making all things new."  
And he who was seated on the throne said,  
"Behold, behold, I'm making all things new."

It is done, I'm the Alpha and Omega,  
It is done, the Beginning and the End,  
It is done, I'm the Alpha and Omega,  
It is done, the Beginning and the End.

And he who was seated on the throne said,  
"Behold, behold, I'm making all things new."  
And he who was seated on the throne said,  
"Behold, behold, I'm making all things new."  
Revelation Twenty-one, five and six.

"Now it's time to do a bit more deep down investigating. Let's read Detective Dan wants us to help him figure out. Would someone like to get it out for me?"





# Detective Dan's Listening Assignment #1

VISUAL  
AID

Place  
verse in

#3

HSK Bible  
Folder

HSK Bible  
Folder


take out

Big  
Question  
Mark  
of BQB



# Detective Dan's

## Listening Assignment #1



Hi, Hide 'n' Seek Kids!

I'm working on a brand-new case called:

"The Case of the Wonderful End."

I need to find out:

1. What sad thing was about to happen to Peter?
- AND
2. What wonderful ending did he think about?

Can you help me? Listen carefully to the story and you might just hear the answers!

Thanks!

Detective Dan

***Then say,*** "Ok, Hide 'n' Seekers! Put on your best listening ears and see if you can hear the answers to Detective Dan's questions. When I finish telling the story, we will see if we can answer all of his questions."

*Read the Bible Truth story, putting up the storyboard pictures as you tell it.*

*At the end of the story, repeat the questions and lead the children in answering them. Present the gospel and close in prayer.*

\*Answers to assignment questions, the gospel and ACTS prayer are also included at the end of the story text.\*

Answers:

It's time to see how we did with our Listening Assignment.

1. **What sad thing was about to happen to Peter?** Peter was about to be killed.
2. **What wonderful ending did he think about?** He thought about going to be with Jesus. He thought about the day when Jesus would come back to this world and make everything new. Then, Jesus would be the Forever King and he and all of God's people would one day live happily with Him forever.

**For You and Me:**

We all have to face death one day. Isn't it wonderful that God can give us the same hope that He gave Peter? We, too, can turn away from our sins and trust in Jesus as our Savior. We, too, can rejoice that the day is coming when we can live with Jesus forever happy in the new world He will make one day.



VISUAL

Place  
verse in

take out

#4

HSK  
Bible  
Folder

HSK  
Bible  
Folder

HSK Bible  
Folder



# Detective Dan's Listening Assignment #2



# Detective Dan's

## Listening Assignment #2



Hi, Hide 'n' Seek Kids!

I'm still working on the case called:

"The Case of the Wonderful End."

Our Bible verse is Revelation 21:5:

"And He who was seated on the throne said, "Behold, I am making all things new."

I need to find out:

1. Who is the king on the throne who rules over everything?

AND

2. What will this king do to make everything new?

Can you help me? Listen carefully to the story and you might just hear the answers!

Thanks for your help!

Detective Dan

***Then say.*** "Ok, Hide 'n' Seekers! Put on your best listening ears and see if you can hear the answers to Detective Dan's questions. When I finish telling the story, we will see if we can answer all of his questions."

*Read the Bible Truth story, putting up the storyboard pictures as you tell it. At the end of the story, repeat the questions and lead the children in answering them. Present the gospel and close in prayer.*

\*Answers to assignment questions, the gospel and ACTS prayer are also included at the end of the story text.\*

Answers:

Our Bible verse is **Revelation 21:5:** "And He who was seated on the throne said, "Behold, I am making all things new!"

**1. Who is the king on the throne who rules over everything?** Jesus.

**2. What will this king do to make everything new?** He will return to this world and get rid of all sin and death. This world will go away and He will make a wonderful, new world for His people to live with Him forever.

**For You and Me:**

Jesus will return one day. He will get rid of sin and death and make a wonderful, new world for His people to live in with Him, happy forever! How can we become God's people who get to live with Him in the new world that is coming? By turning away from our sins and trusting in Jesus as our Savior. God loves to help us do this. Ask Him!




VISUAL  
AID  
#5A

Place  
verse in



take out  
of BQB



# Detective Dan's Listening Assignment #3



# Detective Dan's

## Listening Assignment #3



Hi, Hide 'n' Seek Kids!  
I'm still working on the case called:  
"The Case of the Wonderful End."

I found four clues, but one of them is NOT in the story.  
They are: a jail; a letter; a backpack; and a crown.

*Hold up each of the four pictures for the children to see as you identify them. Better yet, put them up on your flannelgraph board, off to one side.*

I need to know:

1. Which picture does not belong in the story?

AND

2. How are the other three pictures important in the story?

Can you help me? Listen carefully to the story and you might just hear the answers!

Thanks!  
Detective Dan

**Then say.** "Ok, Hide 'n' Seekers! Put on your best listening ears and see if you can hear the answers to Detective Dan's questions. When I finish telling the story, we will see if we can answer all of his questions."

*Read the Bible Truth story, putting up the storyboard pictures as you tell it. At the end of the story, repeat the questions and lead the children in answering them. Present the gospel and close in prayer.*

\*Answers to assignment questions, the gospel and ACTS prayer are also included at the end of the story text.\*

Answers:

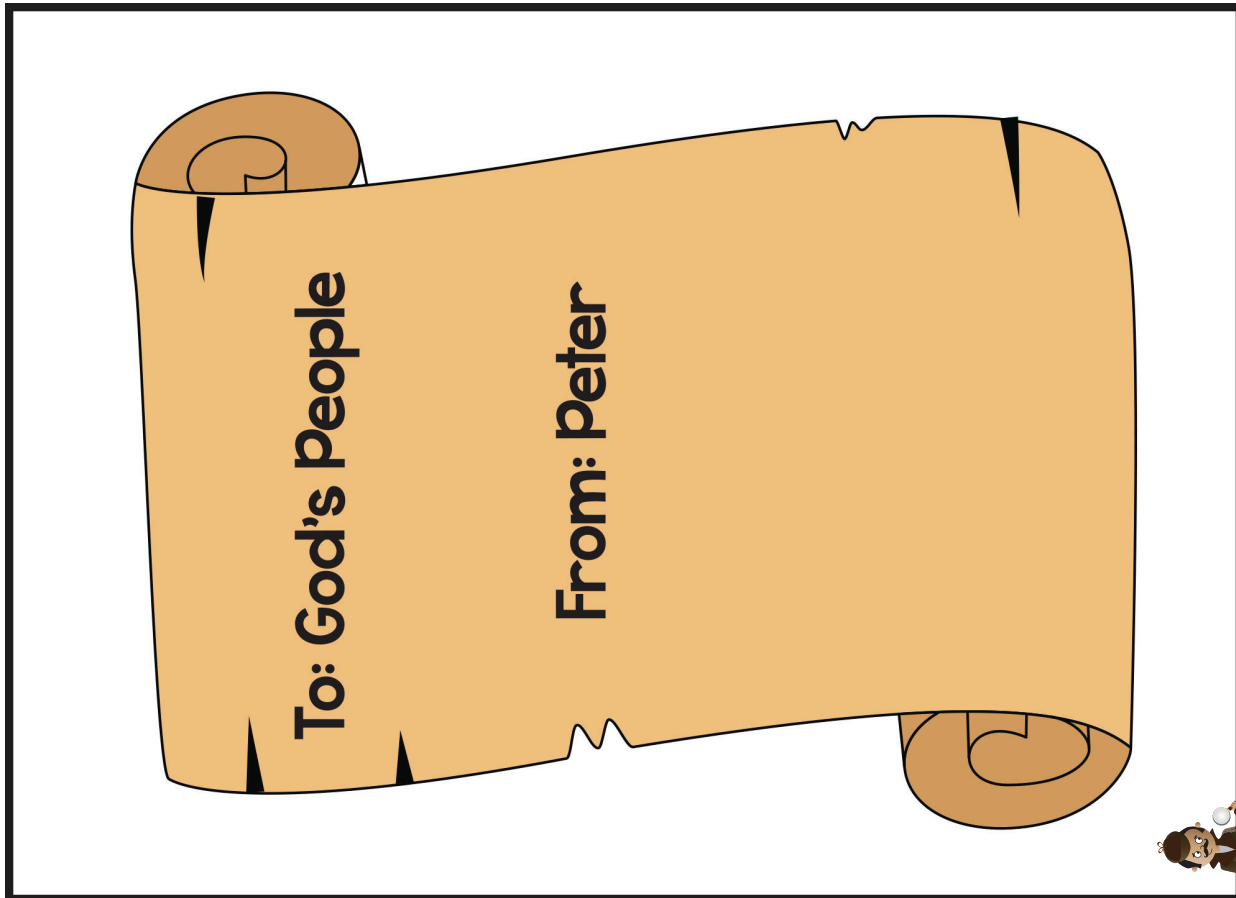
1. Which picture does not belong in the story? The backpack.

2. How are the other three pictures important in the story? Peter was put in jail for telling others about Jesus. Even though he was about to die, Peter rejoiced that Jesus was the great king who ruled over everything. Peter was about to go be with Him in heaven when he died. Best of all, one day King Jesus would come back and do away with sin and death. He would make a wonderful, new world where God's people will live happily with Him forever. Peter sent a letter to some of God's people who lived faraway to comfort them and help them to keep on trusting in God.

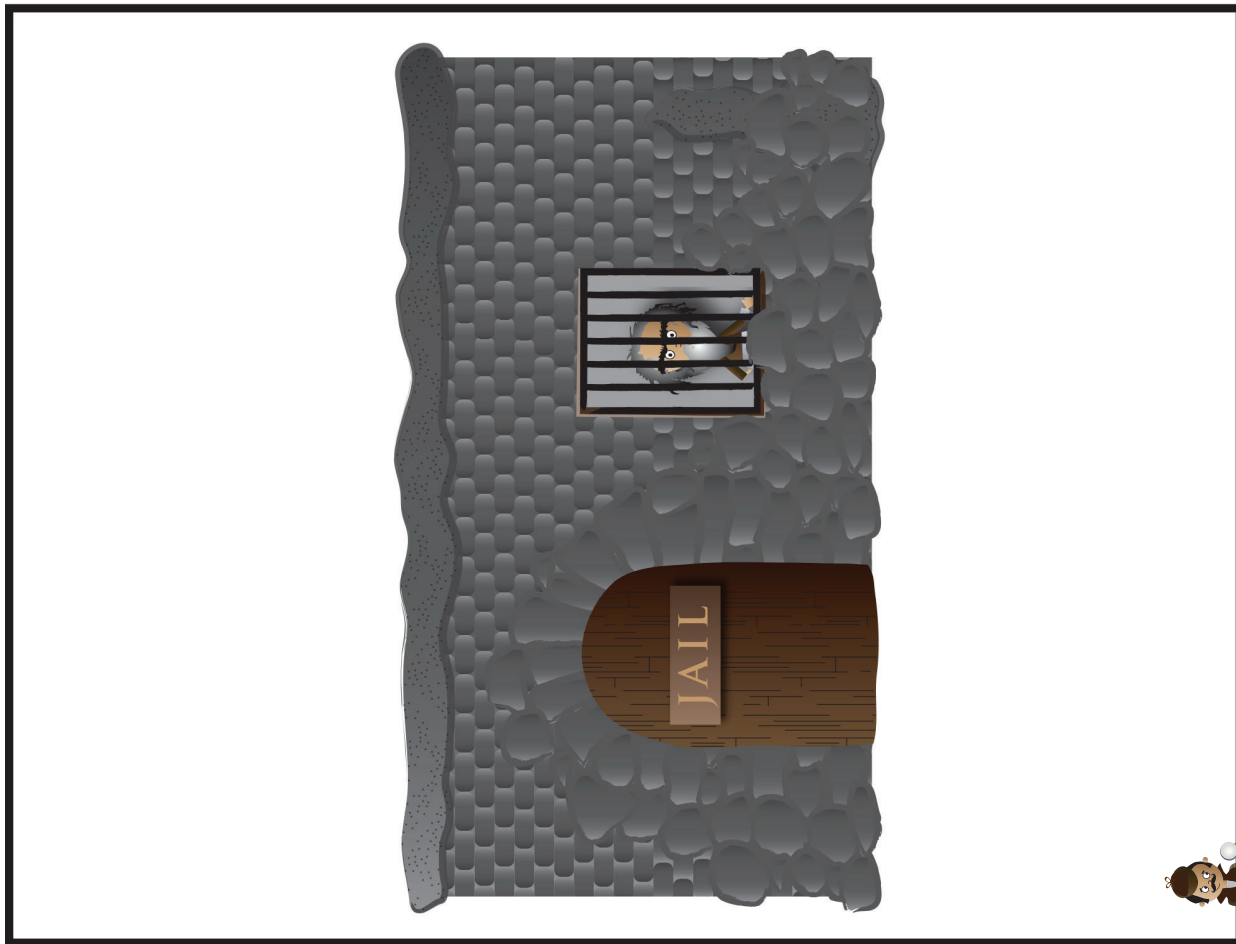
**For You and Me:**

We all have to face death one day. Isn't it wonderful that God can give us the same hope that He gave Peter? We, too, can turn away from our sins and trust in Jesus as our Savior. We, too, can rejoice that the day is coming when we can live with Jesus forever in the new world He will make one day.

## A Letter



## Jail





HSK 16 Lesson 3 Listening Assignment Clue Picture 2 for kids




HSK 16 Lesson 3 Listening Assignment Clue Picture1 for kids

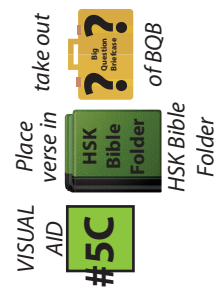


A Crown

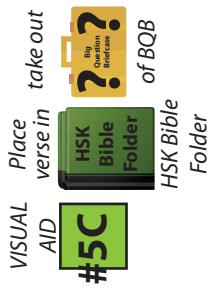


A Backpack





HSK 16 Lesson 3 Listening Assignment Clue Picture 4 for kids



HSK 16 Lesson 3 Listening Assignment Clue Picture 3 for kids



VISUAL  
AID

Place  
verse in


take out

#6

Big  
Question  
Folder

HSK  
Bible  
Folder

HSK Bible  
Folder  
of BQB



# Detective Dan's Listening Assignment #4



# Detective Dan's

## Listening Assignment #4



Hi, Hide 'n' Seek Kids!

I'm still working on the case called:

"The Case of the Wonderful End."

I need to find out:

1. What did Peter praise God for?
- AND
2. What did Peter want the others to remember?

Can you help me? Listen carefully to the story and you might just hear the answers!

Thanks!  
Detective Dan

***Then say.*** "Ok, Hide 'n' Seekers! Put on your best listening ears and see if you can hear the answers to Detective Dan's questions. When I finish telling the story, we will see if we can answer all of his questions."

*Read the Bible Truth story, putting up the storyboard pictures as you tell it. At the end of the story, repeat the questions and lead the children in answering them. Present the gospel and close in prayer.*

\*Answers to assignment questions, the gospel and ACTS prayer are also included at the end of the story text.\*

Answers:

1. **What did Peter praise God for?** For being king over all. His good plans will happen. Jesus will come back and be the great, Forever King in the new world that God will make.
2. **What did Peter want the others to remember?** Peter wanted the other believers to remember the wonderful day that was coming. They might have to go through hard things now, but when Jesus comes back, there will be nothing but happiness forever.

**For You and Me:**

God is still the king over the whole world. His Son, Jesus, is still going to come to make a wonderful, new world. We, too, can praise God for being the one, true God and our Savior. We can be His people when we turn from our sins and trust in Jesus as our Savior. Then, we, too, will look forward to the day when He comes back and creates the wonderful, new world that God's people will live in with Him.



VISUAL  
AID

#7

Place  
verse in



take out  
the  
Question  
Review  
of BQB



# Detective Dan's Listening Assignment #5



# Detective Dan's Listening Assignment #5



Hi, Hide 'n' Seek Kids!  
I'm still working on the case called:  
"The Case of the Wonderful End."

I need to find out:

1. **What is the good news that made the Peter so happy, even when things were so hard?**

AND

2. **What wonderful day did Peter and the other believers look forward to?**

Can you help me? Listen carefully to the story and you might just hear the answers!

Thanks!

Detective Dan

***Then say,*** "Ok, Hide 'n' Seekers! Put on your best listening ears and see if you can hear the answers to Detective Dan's questions. When I finish telling the story, we will see if we can answer all of his questions."

*Read the Bible Truth story, putting up the storyboard pictures as you tell it.*

*At the end of the story, repeat the questions and lead the children in answering them. Present the gospel and close in prayer.*

\*Answers to assignment questions, the gospel and ACTS prayer are also included at the end of the story text.\*

Answers:

**1. What is the good news that made the Peter and so happy, even when things were so hard?** The good news of Jesus. Jesus gave up His life on the cross as the perfect payment for sins. He rose from the dead on the third day showing He had beaten sin and death forever. We can know God's forgiveness and be His people, when we turn away from our sins and trust in Jesus as our Savior.

**2. What wonderful day did Peter and the other believers look forward to?** The day when King Jesus will return and do away with sin and death forever. The day He will make everything new and they will live with Him forever happy in the wonderful, new world He will create.

**For You and Me:**

The good news that made Peter happy can make us happy, too, when we turn from our sins and trust in Jesus as our Savior. It can even make us happy when we go through hard things, like Peter and the others went through. We can look forward to the day when Jesus will come back and make everything new. If we are God's people, we will get to live there with Him!

---

## HSK I6 Storyboard Picture Key: Background Pictures (BG)

---

Put these pictures in place on your storyboard BEFORE you tell your story.

**BG1 Rome**



**BG2 Prison**



**BG3 Cross**



**BG4 Heaven and Angels**



**BG5 Earth**



**BG6 New Heaven**



**BG7 New Earth**



**BG8 Road**



**BG9 Faraway Place**



**BG10 Jail in  
Faraway Place**



**BG11 Worship Building**





## HSK I6 Storyboard Picture Key: Storyboard Pictures (SB)

Store these pictures in numerical order in your HSK Bible Folder.

Add these to your story as you tell it. Numbers correspond to placement order.

SB1 Peter



SB2 Peter Sad



SB3 Peter Thinking about Jail and Dying



SB4 Thinking about God's Promises



SB5 God's Promises



SB6 Jesus Coming Back



SB7 Everyone Sees Jesus



SB8 God's People



SB9 Jesus, the Forever King



SB10 No Sin



SB11 No Sadness



SB12 No Sickness



SB13 No Death



SB14 Living Happily with God



SB15 Peter Happy



SB16 Thinking about God's People in Faraway Place



SB17 Enemy's Hurting God's People in Faraway Place



SB18 Peter Writing Letter



SB19 Peter's Friend with Peter's Letter



SB20 Peter's Friend Walking/Running



SB21 Giving Letter to God's People



SB22 God's People Gathering to Listen



SB23 Think about God's Promises



SB24 Peter Writing about God's People Being Hurt




SB25 "Remember Jesus Is Coming Back"



SB26 Be Happy



Note: Use sticky tac putty rather than velcro on back of pictures placed on top of other pictures.




NOTE:

Some of the larger images are assembled from two or more pages. You can make these easier to fold by leaving a small gap in the lamination between the pieces. This allows you to fold the image along the gap.



leave slight gap here  
to create a "hinge" for  
easy folding





**BG6 New Heavens pg 1 of 2**

HSK 16 Story

glue together, then laminate

Put on board BEFORE telling story

**BG6 New Heavens pg 2 of 2**

HSK 16 Story

glue together, then laminate

Put on board BEFORE telling story





**BG7 New Earth pg 1 of 2**

HSK 16 Story

glue together, then laminate

Put on board BEFORE telling story



**BG7 New Earth pg 2 of 2**

HSK 16 Story

glue together, then laminate

Put on board BEFORE telling story



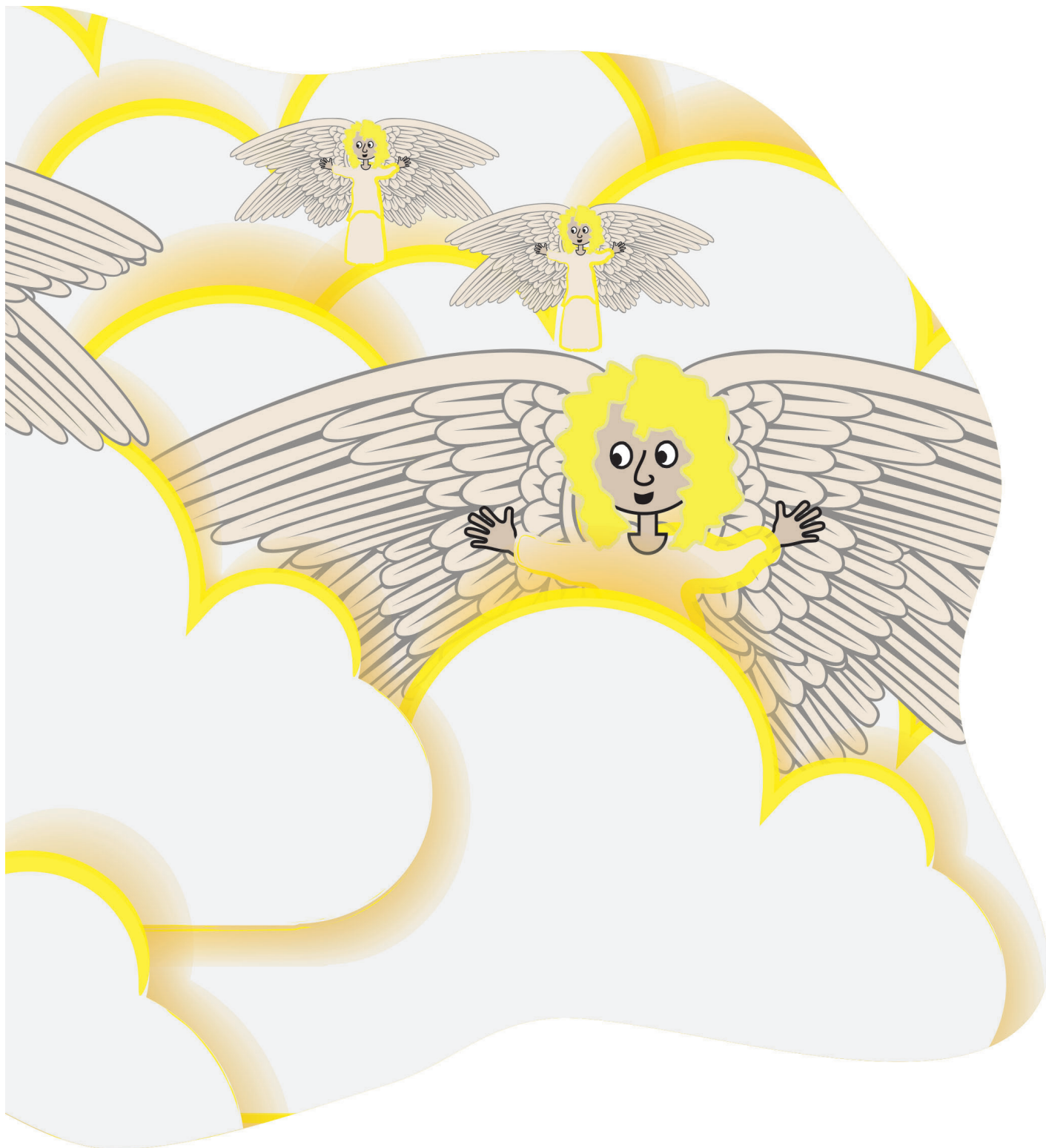


**BG4 Heaven and Angels pg 1 of 2**

HSK 16 Story

glue together, then laminate

Put on board BEFORE telling story




**BG4 Heaven and Angels pg 2 of 2**

HSK 16 Story

glue together, then laminate

Put on board BEFORE telling story




**BG5 Earth pg 1 of 2**

HSK 16 Story

glue together, then laminate

Put on board BEFORE telling story






**BG5 Earth pg 2 of 2**

HSK 16 Story

glue together, then laminate

Put on board BEFORE telling story




**BG9 Faraway Place pg 1 of 2**

HSK 16 Story

glue together, then laminate

Put on board BEFORE telling story





**BG9 Faraway Place pg 2 of 2**

HSK 16 Story

glue together, then laminate

Put on board BEFORE telling story



**BG8 Road pt 1 of 2**

HSK 16 Story

glue together, then laminate

Put on board BEFORE telling story

**BG8 Road pt 2 of 2**

HSK 16 Story

glue together, then laminate

Put on board BEFORE telling story



**BG1 Rome pg 1 of 2**

HSK 16 Story

glue together, then laminate

Put on board BEFORE telling story






**BG1 Rome pg 2 of 2**

HSK 16 Story

glue together, then laminate

Put on board BEFORE telling story




**SB18 Peter Writing Letter**  
HSK 16 Story

**SB5 God's Promises**  
HSK 16 Story

**SB20 Peter's Friend  
Walking/Running**  
HSK 16 Story

**SB19 Peter's Friend with  
Peter's Letter**  
HSK 16 Story

**SB12 No Sickness**  
HSK 16 Story







**BG2 Prison**  
HSK 16 Story



**BG10 Jail in Faraway Place**  
HSK 16 Story






**SB3 Peter Thinking about  
ail and Dying**  
HSK 16 Story

**SB4 Thinking about God's Promises**  
HSK 16 Story

**SB16 Thinking about God's  
People in Faraway Place**  
HSK 16 Story






**SB24 Peter Writing about  
God's People Being Hurt**  
HSK 16 Story

**SB23 Think about  
God's Promises**  
HSK 16 Story

**SB25 "Remember  
Jesus Is Coming Back"**  
HSK 16 Story



**SB1 Peter**

HSK 16 Story

**SB17 Enemy's Hurting**

**God's People in**

**Faraway Place**

HSK 16 Story







**SB15 Peter Happy**  
HSK 16 Story

**SB2 Peter Sad**  
HSK 16 Story

**SB26 Be Happy**  
HSK 16 Story

**SB11 No Sadness**  
HSK 16 Story




**SB6 Jesus Coming Back**  
HSK 16 Story

**SB9 Jesus, the Forever King**  
HSK 16 Story




**SB8 God's People**  
HSK 16 Story





**BG3 Cross**  
HSK 16 Story

**SB14 Living Happily  
with God**  
HSK 16 Story




**SB10 No Sin**  
HSK 16 Story

**SB13 No Death**  
HSK 16 Story






**SB7 Everyone Sees Jesus**  
HSK 16 Story




**SB21 Giving Letter to God's People**  
HSK 16 Story



**BG11 Worship Building**  
HSK 16 Story





**SB22 God's People  
Gathering to Listen**  
HSK 16 Story

# Hide 'n' Seek Kids

## Other Visual Aids



## The Hide 'n' Seek Kids "Bible" Folder

This is a homemade folder that looks (kinda) like the cover of a Bible. You will use this to put the Bible verse, the Bible Story and storyboard pictures to help make the point that the truths you are teaching them come from the Bible.

### Supplies

1 piece of 22" x 28" posterboard (white is fine. Green or brown is nice)

Glue

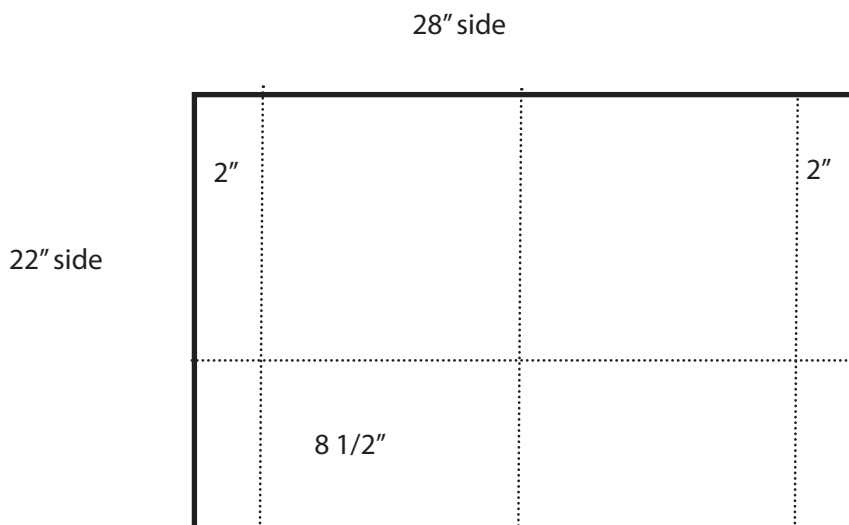
Stapler and staples or packing tape

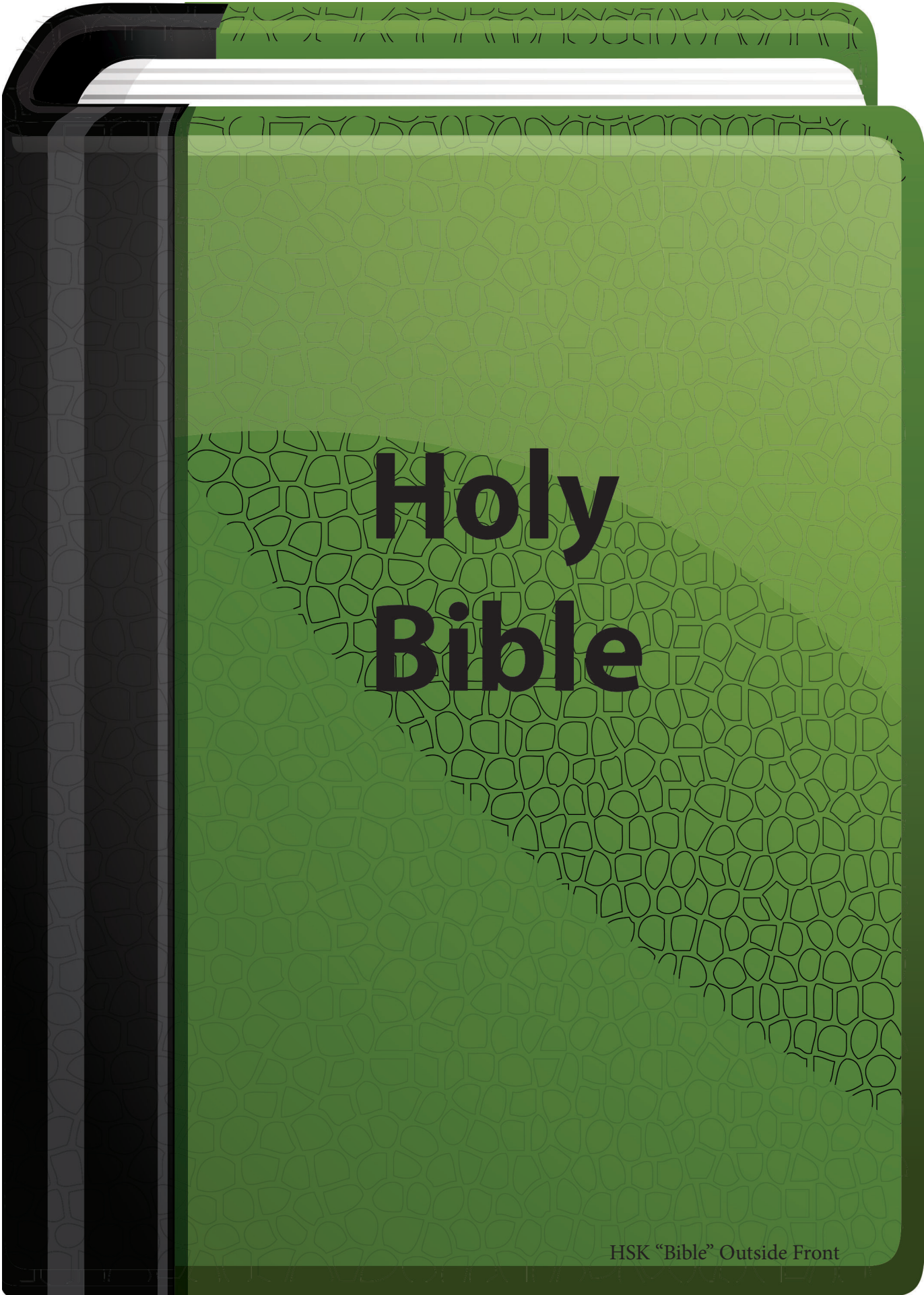
The Bible Cover pictures (see online with resources for this unit or from the back of each Hide 'n' Seek Kids Visual Aids book.)

NOTE: The Bible Cover pictures included in the Hide 'n' Seek Kids Visual Aids books cannot be created larger than 8.5" x 11". That means that they will be under-sized for a Bible Folder of the dimensions you are making. However, you can go online to the Hide "n' Seek Kids curriculum and there is a pdf of a bigger version of these covers that will actually fit the size of this HSK "Bible" Folder.

### Directions

1. Lay out poster board with long side along the bottom.
2. Fold in 2" on each side.
3. Take packing tape and tape the folded in 2" flaps to the main section of the posterboard, all the way down.
3. Fold up 8 1/2" on the bottom of the poster board.
4. Use packing tape to tape this flap in place, all the way down.
5. Take scissors and snip through the tape where the flap is attached to the folder. This will give you a bit more room in the folder.
6. Fold the poster board in the middle to make the center fold.
7. Cut out the Bible Cover Pictures. If possible, laminate these. They will last longer.
- 8.. Glue the two cover pieces to the outside of the folder.



The image shows the front cover of a Bible. The cover is a vibrant green color with a subtle, repeating pattern of irregular, rounded shapes, giving it a textured appearance. The text 'Holy Bible' is printed in a large, bold, black sans-serif font, centered on the cover. The spine of the Bible is visible on the left side, showing a dark, possibly black, material with a similar textured pattern. The edges of the Bible are rounded. At the bottom right corner, there is a small, faint text label.

# Holy Bible

HSK "Bible" Outside Front







HSK "Bible" Outside Back



## **Making a Flannelgraph Storyboard**

**for use in story-telling and in playing the story review games**

While you may decide to use sticky tac and stick your storyboard pictures to a white board, it is very easy to make a flannelgraph board. The advantage to the flannelgraph board is that the pictures stick very easily and there is no messing with the sticky-tac.

### **Supplies**

Large Format Pictures Board: AT LEAST a 36" x 48" foamboard or corkboard (We actually use a far bigger canvas and attach it to the wall) A science project board with the two sides that fold out makes a good 36" x 48" board.

Small Format Pictures Board: AT LEAST a 24" x 36" (to 36" x 48)" board

Large piece of neutral-colored felt to cover your board with extra to overlap over to the back, if desired.

Glue gun and glue sticks

### **Directions**

1. Center felt on front side of board. Turn over. Secure in place with glue.

## **Making Durable Storyboard Pictures**

**for use in story-telling and in playing the story review games**

Whether you purchase the Hide 'n' Seek Kids storyboard pictures from Amazon or print them off the website (included in the Hide 'n' Seek Kids Visual Aids book), you will want to find some way to make them more durable. They are used not only as a part of telling the story, but are integral in the story review games. Here's how we make ours durable enough to be used over and over again.

### **Supplies**

Hide 'n' Seek Kids Visual Aids book (purchased or downloaded)

White cardstock or printer paper (if downloading pictures)

Sticky-back velcro, circles or cut pieces; or sticky tac putty

Laminator or Self-laminating sheets

Sturdy Sheet Protectors, preferably the "Secure Top" kind, like offered by Avery

Flannelgraph pictures for the Bible stories found at [www.praisefactory.org](http://www.praisefactory.org) with each unit's resources.

### **Directions**

1. Purchase from Amazon or download and print out the storyboard figures.

2. Cut out flannelgraph figures.

3. Laminate the figures.

**Special tip:** When laminating the big background pictures that are two (and sometimes even three or four) pieces put together, leave a small gap between the two pieces before laminating together. This small space acts like a hinge and allows you to fold up pictures without hurting them into a manilla envelope that fits 8.5" x 11" sheets of paper along with all of the smaller, regular-sized storyboard pictures.

4. If using a flannelgraph board: Stick a piece of sticky backed velcro (ROUGH SIDE) onto the back of each figure. If using sticky tack and whiteboard: simply stick a small amount of sticky tack on the back of a picture when using it. Remove and store sticky tack in airtight container.

## Big Question Box/Briefcase

### What You Want

The Big Question Briefcase is a briefcase or other container with these characteristics:

- Ideally, this should be around 17" x 12", but needs to be at least big enough to fit a 8 ½" x 11" sheets of paper inside it.
- Have various pockets to put these sheets in
- Is attractive or curious looking to preschoolers
- Not necessary, but extremely fun, if it has a combination lock

### Finding a Briefcase:

You can certainly buy one new, but you always may find a used one at a thrift shop. Or, someone may have one they want to donate. We use one that stores valuables in it and is the 17" x 12" size. Very durable and has the lock feature that the kids love.

You also can move away from the briefcase idea and use a little trunk or other box for your substitute briefcase. Just change the name to the Big Question Box, if you use a box instead. A boot box or the cardboard box that 10 reams of copy paper comes in is a great size, if you are using a box.

If you use a box, but want a lock-like feature, that's easy to do. Simply cut "straps" out of felt or vinyl and glue in place to the top and bottom sides of the box on one side, with the top strap overlapping the bottom straps. Add velcro to the top and bottom pieces so that they meet and fasten. Make back "hinges" for the box with the felt/vinyl straps, too. Or, you can simply add a belt around the box that has to be unfastened before the box can be opened.

Here are some suggestions for decorating a box or even the outside of your briefcase to make it appealing.

### Supplies

Your box/briefcase

Plain white contact paper or white cardstock

Colorful wrapping paper

Glitter glue

Markers

Sequins, fake jewels, buttons, rick rack, etc.

Other decorating supplies

Stickers

Glue

Clear packing tape

### Directions

1. If you are using a box that has wording on it, you will first need to make plain surfaces for decorating and a hinge for the lid. Stick the white contact paper or white cardstock to each side of the box. On the other hand, you can also use colorful wrapping paper. Then, make a lid by sticking the clear packing tape along one long side of the box, attaching the lid to the box.

2. Use the craft decorating supplies to decorate the box. If desired, you can put a big question mark on top of the box, but remember that you are working with two and three year olds: the question mark symbol is not very meaningful to them yet.