

# Hide 'n' Seek Kids

Volume I Visual Aids with  
Simple Story Scenes, ESV  
(Units 1-4)





Curriculum for preschool and elementary age children,  
training tools, music and other resources  
are available for download or to order at:  
[www.praisefactory.org](http://www.praisefactory.org)

©2021 Praise Factory Media all rights reserved. May be reproduced by licensed user for classroom purposes only.

This and many other resources are available online at [www.praisefactory.org](http://www.praisefactory.org)

Scripture quotations marked (NIV) are taken from the Holy Bible,  
New International Version®, NIV®. Copyright © 1973, 1978, 1984 by  
Biblica, Inc.™ Used by permission of Zondervan. All rights reserved worldwide.[www.zondervan.com](http://www.zondervan.com)

Scripture quotations marked (ESV) are from The Holy Bible,  
English Standard Version® (ESV®), copyright © 2001 by Crossway,  
a publishing ministry of Good News Publishers. Used by permission. All rights reserved.

Scripture quotations marked HCSB are taken from the  
Holman Christian Standard Bible®, Copyright © 1999, 2000, 2002, 2003, 2009  
by Holman Bible Publishers. Used by permission. Holman Christian Standard Bible®,  
Holman CSB®, and HCSB® are federally registered trademarks of Holman Bible Publishers.

# Table of Contents

<b>Hide 'n' Seek Kids Resources</b>	<b>5</b>
<b>Unit 1 Visual Aids</b>	<b>7</b>
About the Hide 'n' Seek Kids Visual Aids	8
Unit Overview	9
Story	11
Big Question and Answer	17
Bible Verse	19
Detective Dan's Listening Assignment #1	21
Detective Dan's Listening Assignment #2	23
Detective Dan's Listening Assignment #3	25
Detective Dan's Listening Assignment #4	31
Detective Dan's Listening Assignment #5	35
Story Scenes	37
<b>Unit 2 Visual Aids</b>	<b>61</b>
About the Hide 'n' Seek Kids Visual Aids	62
Unit Overview	63
Story	65
Big Question and Answer	71
Bible Verse	73
Detective Dan's Listening Assignment #1	75
Detective Dan's Listening Assignment #2	77
Detective Dan's Listening Assignment #3	79
Detective Dan's Listening Assignment #4	85
Detective Dan's Listening Assignment #5	87
Story Scenes	
<b>Unit 3 Visual Aids</b>	<b>113</b>
About the Hide 'n' Seek Kids Visual Aids	114
Unit Overview	115
Story	117
Big Question and Answer	123
Bible Verse	125
Detective Dan's Listening Assignment #1	127
Detective Dan's Listening Assignment #2	129
Detective Dan's Listening Assignment #3	131
Detective Dan's Listening Assignment #4	137
Detective Dan's Listening Assignment #5	139
Story Scenes	141

<b>Unit 4 Visual Aids</b>	<b>163</b>
About the Hide 'n' Seek Kids Visual Aids	164
Unit Overview	165
Story	167
Big Question and Answer	173
Bible Verse	175
Detective Dan's Listening Assignment #1	177
Detective Dan's Listening Assignment #2	179
Detective Dan's Listening Assignment #3	185
Detective Dan's Listening Assignment #4	187
Detective Dan's Listening Assignment #5	189
Story Scenes	191
<b>Other Visual Aids</b>	<b>211</b>
Making the Hide 'n' Seek Bible Folder	212
Hide 'n' Seek Kids Bible Folder Picture Front Cover	213
Hide 'n' Seek Kids Bible Folder Picture Back Cover	215
Making a Flannelgraph Storyboard	217
Making Durable Simple Story Scenes	217
Making a Big Question Box/Briefcase	218

## Hide 'n' Seek Kids Curriculum Resources

There are five companion resources for each of the four volumes of Hide 'n' Seek Kids. (Each volume contains four units. There are sixteen units in total in the curriculum.) Use whichever resources are useful to your setting. Hide 'n' Seek Kids resources are available as free, digital downloads at [praisefactory.org](http://praisefactory.org), or for purchase as hard copies through [amazon.com](http://amazon.com).

Make sure to check out the "Bits and Pieces" section of the Hide 'n' Seek Kids curriculum online. It has all of the resources separated out making it easy for you simply to pick, choose and print out whatever you want.

### **Hide 'n' Seek Kids Core Curriculum Book, ESV/NIV for each volume**

The Hide 'n' Seek Kids Core Curriculum book contains the curriculum introduction, the lesson plans, stories, music, activities and take home sheets for each of the units.

### **Hide 'n' Seek Kids Visual Aids with Simple Story Scenes, ESV/NIV for each volume**

This resource provides large, colorful signs of the key concepts used in the unit, PLUS, easy-to-use, colorful scenes that you hold up in sequence as you tell the story. The story text for each scene is printed on the bottom of each scene.

### **Hide 'n' Seek Kids Simple Story Scenes, ESV/NIV for each volume**

This resource includes only 2-page overview for Bible Truth, story scenes and take-home sheets. This is a great, basic resource for use at home or informal teaching situations.

### **Hide 'n' Seek Kids Small Format Visual Aids, ESV/NIV (Small Format Storyboard Pictures) for each volume**

This resource provides large, colorful signs of the key concepts used in the unit, PLUS, colorful storyboard (flannelgraph) pictures to cut out and use as you tell each story. These storyboard pictures are for use with storyboards at least 24" x 36" in size.

### **Hide 'n' Seek Kids Large Format Visual Aids, ESV/NIV (Large Format Storyboard Pictures) for each volume**

This resource provides large, colorful signs of the key concepts used in the unit. It also provides colorful storyboard (flannelgraph) pictures to cut out and use as you tell each story. These storyboard pictures are for use with storyboards 36" x 48" in size.

All of these materials may be photocopied for non-commercial church, classroom or school use by licensed users.

## Other Resources in the Praise Factory Family of Curriculum

Hide 'n' Seek Kids is the first in a family of three, inter-related curriculums:

- Hide 'n' Seek Kids (focus group: ages 2-4; adaptable range: ages 2-pre-K 5's)
- Deep Down Detectives (focus group: ages 4--6's; adaptable range: ages 3-2nd grade)
- PFI: (focus group: grades K-5th grade; adaptable range: pre-K 5's-6th grade)

Each curriculum teaches the same biblical themes, but are presented in greater depth as the children grow and develop. Together, the curriculums work like an expanding spiral of truth that returns to reinforce the same truths with each curriculum, yet leading the children to deeper understanding with each step up.

Learn more about these curriculums as well as other resources and ideas for reaching children with the gospel at: [www.praisefactory.org](http://www.praisefactory.org).



# Hide 'n' Seek Kids

## Unit I Visual Aids



## About Hide 'n' Seek Kids Visual Aids

### How Are They Used?



The Hide 'n' Seek Kids Visual Aids book is a companion resource to be used alongside the Hide 'n' Seek Kids Core Curriculum book for each unit. These colorful pictures are used in presenting the key concepts; telling the Bible stories; and, in playing the Bible Story Review games.


### What Do They Include?



**There are four different resources included in this book:**

- 1. Key Concept Visual Aids**-- colorful signs of the Big Question and Answer, the Bible Truth, the Bible verse, and the Listening Assignments to use with the 3 lessons for each Bible Truth.
- 2. The Story Scenes, themselves.** Notice that each scene is numbered and that there is a brief summary of the story that corresponds to the picture. You can actually just tell the story in a simple way by using only the text at the bottom of each Story Scene.
- 3. Directions** for making the Hide 'n' Seek Kids "Bible" Folder and the **back/front images** to paste in place when making it. (Larger back/front images are found online with the curriculum.)
- 4. Directions** for how to make a homemade flannelgraph storyboard and sturdy Story Scene pictures are found in the back of this book.

### Ready, Set, Rip It Out!



This book is meant to be ripped up and made into your visual aids. The key concept signs can be cut out and laminated or slipped into sheet protectors. The Story Scenes can be put in sheet protectors or laminated, too.

### Store It!



Hide 'n' Seek Kids is a curriculum that can be used over and over. Store your visual aids and storyboard pictures after using them and they will serve you for many years. We store ours in manilla envelopes and then put them (along with all the rest of the curriculum) in magazine files, labelled by Bible Truth. If you have multiple classes using the curriculum, store each set of resources in separate manilla envelopes. This will make prep much simpler, second time around.

### Replacement Story Scene Pictures



You can always purchase this book again or simply go online and print out any scenes that go missing.

### Other Options



You can also choose to tell the story in a more traditional flannelgraph way by using your own flannelgraph figures or by purchasing/free downloading the Storyboard Pictures (large and small format size available). This is more complex and requires more preparation, but some love it. And, it does allow for kids to interact more by helping to place pictures up on the board as you tell the story.



---

## Unit I Overview of Key Concepts

---

### UNIT 1: The God Who Reveals Himself

**Unit Big Question (and Answer):** “How Can I Know What God Is Like? He Shows Me What He’s Like!”

#### Meaning:

God made us. He wants us to know what He is like, so we can know Him, love Him, and praise Him.

God shows us what He is like by the heart He gave us to know and love Him; through all of His creations we see around us; through His Word, the Bible; and most of all, through His very own Son, Jesus Christ.

### Unit 1 Bible Verse: Amos 4:13 ESV

“He who declares to man what is His thought...The LORD, the God of hosts, is His name.”

#### Meaning:

God wants us to know what He is like, so we can know Him, love Him, and praise Him. We don’t have to figure out what God is like by ourselves. God show us what He’s like--He declares His thoughts to us.

God shows us what He’s like through the spirit He put in our hearts; through His creations we see around us; through His Word, the Bible; and most of all, through His very own Son, Jesus Christ.

And what’s the name of the one and only true, living God? It’s the LORD! Yes, the LORD is His name!

### Unit 1 ACTS Prayer

- A** We praise You, God. You show us what You are like!
- C** LORD, in our heart we know that You are God. We know we should obey You, but many times we don’t want to. Please forgive us. We need a Savior!
- T** Thank You for wanting us to know You. Thank You for giving us a heart to know You; and, for making this world that shows us what You are like. Thank You for what we learn about You in Your Word, the Bible. And most of all, thank You for showing us what You are like in Your Son, Jesus.
- S** Work deep inside our hearts. Help us to turn away from our sins and trust in Jesus as our Savior. Help us to know You. Put in our hearts the special kind of happy that comes only from knowing You. Help us to go and tell others what we’ve learned. In Jesus’ name we pray. Amen.

### Unit 1 Story

#### The Case of the Old Man Who Looked for God

*Luke 2:25-32*

### Songs Used in Unit 1 *listen to or download songs for free at <https://praisefactory.org>: Hide n Seek Kids Music page*

Big Q & A 1 Song

Big Question 1 Song

Big Question 1 Bible Verse Song: “The LORD Declares” Amos 4:13, ESV

Extra Bible Verse Song: “He Who Declares His Thought” Amos 4:13, ESV

Extra Bible Verse Song: “He Who Forms the Mountains” Amos 4:13, ESV

Extra Bible Verse Song: “For Behold” Amos 4:13, ESV

Extra Bible Verse Song: “Behold” Amos 4:13, ESV

Big Question 1 Hymn: Joyful, Joyful, We Adore Thee

Big Question 1 Praise Song: Oh! Oh! Oh! How Good is the Lord

---

## Hide 'n' Seek Kids ESV Songs | Track Numbers

---

This is a listing of all songs mentioned in the unit curriculum. You may or may not choose to use all of the songs. They are listed in easy-reference order--NOT in the order used in the curriculum.

You may choose to simply burn a CD/load them onto an mp3 device in this order. Or, you may want to do what we do: choose the songs we want to use and create a play list of them in that order. Then, we burn a CD/upload the play list onto an mp3 device. A teacher only has to click forward to the next song, instead of hunting for the right track. The track number have been included as part of the title of each song, so teachers will still have a reference to the track number listed in the curriculum (same as those listed below), even if you change the order on your customized play list.

### SONGS USED EVERY UNIT OF THE CURRICULUM

- 1 The Classroom Song v.1
- 2 The Classroom Song v.2
- 3 The Classroom Song v.3
- 4 The Classroom Song v.4
- 5 Hide 'n' Seek Kids Theme Song
- 6 The Classroom Rules Song
- 7 Let's Pray Song
- 8 The Big Question Box Song
- 9 The Bible Chant Song
- 10 ACTS Prayer Song (Short Version)
- 11 ACTS Prayer Song (Full Version)

#### Why the Extra Songs?

Hide 'n' Seek Kids is a curriculum used by children of different ages. Sometimes one of the other songs is a better fit for your kids. Or, you may simply want to teach them more songs on the same Bible Truth. Use as many or as few as you want.

### UNIT 1: THE GOD WHO REVEALS HIMSELF

- 12 Big Q & A 1 Song
- 13 Big Question 1 Song: How Can I Know What God Is Like?
- 14,14T Big Question 1 Bible Verse Song: The LORD Declares Amos 4:13, ESV
- 15 *Extra Big Question 1 Bible Verse Song: He Who Declares His Thought Amos 4:13, ESV (different version)*
- 16 *Extra Big Question 1 Bible Verse Song: He Who Forms the Mountains Amos 4:13, ESV (different version)*
- 17 *Extra Big Question 1 Bible Verse Song: For Behold Amos 4:23, ESV (different version)*
- 18 *Extra Big Question Bible Verse Song: Behold Amos 4:23, ESV (different version)*
- 19 Big Question 1 Hymn: Joyful, Joyful, We Adore Thee
- 20 Big Question 1 Praise Song: Oh, Oh, Oh, How Good Is the Lord!

T\* Tidbit Shortened version of the Bible Verse Song

*listen to or download songs for free at <https://praisefactory.org>: Hide n Seek Kids Music page*

**The Case of the Old Man Who Looked for God***Luke 2:25-32*HSK  
Bible  
FolderBig  
Question  
Boardcase  
of BQB**Story-telling Tips**

Ahead of time:

1. Read the Bible verses and story. Pray!
2. Choose story action cues and/or prepare Story Scenes, if using. (Included in the Visual Aids books)
3. Practice telling story with the Story Scenes, timing your presentation. Shorten, if necessary.

During your presentation:

1. Maintain as much eye contact as possible as you tell the story.
2. Put up Story Scenes/add story action cues as you tell the story. Allow the children to help you put them on the board, if desired.
3. Include the children in your story with a few questions about what they think will happen or words/concepts that might be new to them.
4. Watch the kids for signs that their attention span has been reached. Shorten, if necessary.

**INTRODUCTION/ LISTENING ASSIGNMENTS****“Our story is called: The Case of the Old Man Who Looked for God. Here is your listening assignment... ”***Read from Detective Dan’s Listening Assignment signs, but questions are summarized below:***Detective Dan’s Lesson #1 Listening Assignment:**

I need to find out:

1. Who was the old man who looked for God?
2. How did he find out what God was like?

**Detective Dan’s Lesson #2 Listening Assignment:**

Our Bible verse is Amos 4:13: “He who declares to man what is His thought...The LORD, the God of hosts, is His name.”

I need to find out:

1. Who did the LORD declare His thoughts to?
2. What book did the LORD use to declare His thoughts?

**Detective Dan’s Lesson #3 Listening Assignment:**

I found four clues, but one of them is NOT in the story.

They are: baby Jesus, a chair, God’s Word (on a scroll, like in Bible times) and a heart.

*Hold up each of the four pictures for the children to see as you identify them. Better yet, put them up on your flannelgraph storyboard, off to one side.*

I need to figure out:

1. Which three pictures belong in the story and which one does not?
2. What did God use three of these things to show Simeon?

**Detective Dan’s Lesson #4 Listening Assignment:**

I need to find out:

1. Who did Simeon want to know more and more?
2. What was something Simeon thanked God for?

**Detective Dan’s Lesson #5 Listening Assignment:**

I need to find out:

1. Why was Simeon so happy to see baby Jesus?
2. What did God send Jesus to do?

**Read the questions, THEN SAY,***“Ok, Hide ‘n’ Seekers! Put on your best listening ears and see if you can find the answers to Detective Dan’s questions. When I finish telling the story, we’ll see what we come up with.”*

**"The Case of the Old Man Who Looked for God"** Luke 2:25-32

*Story with lines separating paragraphs (text in bold, optional interaction cues in italics)*

**Simeon was a very, very old man.**

*Have you seen a very old man? They often have gray hair and sometimes even have a long, grey beard. Simeon looked like that!*

**Simeon knew and loved God in his heart.**

*Can you point to where your heart is?*

**But oh, how Simeon wanted to know more about God and what He is like!**

**Simeon knew God created the whole world. He could learn more about God, as he looked at all that God had made. There was so much to see!**

**The big, tall mountains,**

*Can you stretch up your arms really high like a tall mountain?*

**the galloping horses,**

*When horses gallop they run really, really fast and make lots of noise with their feet. Can you stomp your feet like you were a galloping horse?*

**the flying birds,**

*Let's flap our arms like birds!*

**the buzzing bees.**

*What sound does a buzzing bee make?*

**Simeon could see how wonderful God was in all the things He had made. But oh, how Simeon wanted to know more about God and what He is like!**

**Simeon read the Bible, God's Word, too.**

*Where's our Bible? Have children point to your Bible.*

**He learned that God is good and great, loving and wise.**

**But oh, how Simeon wanted to know more about God and what He is like!**

*Story with lines separating paragraphs (text in bold, optional interaction cues in italics)*

**Then one day, something very good happened to Simeon. God gave Simeon a wonderful promise: "I am sending My Son, Jesus, here to earth. He will show people what I am like, and will make the way for them to know and love Me. He will bring My forgiveness to everyone who trusts in Him as their Savior! They will know Me in their heart. Then one day, they will come to live happily with Me forever!" God promised. "And Simeon, you will get to see My Son, Jesus, at my Temple-Church before you die!" God told Simeon.**

*Simeon gathered with other people to worship God at a special place called the Temple. Where do we gather together to worship God? Why, it's right here! We're in it now! It's a church!*

**How excited Simeon was! Oh, how wonderful it would be to see God's very own Son!**

**Simeon went to God's Temple-Church.**

*Walk! Walk! Walk! Here goes Simeon to God's Temple-Church. Can you make a walking noise with your feet?*

**And who did Simeon see when he got there? Mary and Joseph. And who were they carrying? Baby Jesus, God's Son!**

*Pretend to hold a baby in your arms.*

**Simeon was very happy to see baby Jesus, God's Son, just as God had promised!**

**Yes, there was Jesus, just a little baby! But Jesus wouldn't stay a baby. He would grow up, up, up. He would tell everyone about God. He would show them what God is like. And, He would die on the cross to save God's people. They would be forgiven by God for disobeying Him! Yay!**

*Let's cheer really loud! Yay!*

**Then on Day One, Two, Three, Jesus would rise up from the dead, showing He had really done it! Yes, God's people were forgiven! Jesus had beaten sin and death for them! Yay!**

*Let's cheer really loud again! Yay!*

**One day, old Simeon died. Was that a sad day for Simeon? No, it was not!**

*Shake your head "no."*

**That was the day when God brought Simeon to live with Him in heaven. That's what made that day, Simeon's happiest day ever.**

**Now Simeon would really get to know how wonderful God is... more and more, forever and ever!**

*Simeon is so happy in heaven where he lives happily with God forever. Let's cheer really loud! Yay!*

**Cracking the Case:** (story wrap-up for Listening Assignments)

It's time to see how we did with our Listening Assignment.

**Detective Dan's Lesson #1 Listening Assignment:**

**1. Who was the old man who looked for God?**

Simeon.

**2. How did he find out what God was like?**

He knew God in his heart; he saw what God was like as he looked around him at the things God had made; he learned about Him in the Bible, God's Word; and most of all, he knew what God was like through His Son, Jesus.

**For You and Me:**

Like Simeon, we can know what God is like. God has given us a heart to know and love Him. We can look around us and see what He's like in the things He has made. We can learn about Him in the Bible; and, we can know what He's like most of all when we learn about Jesus. We can ask God to show us what He's like and help us to know and love Him. He delights to do this!

**Detective Dan's Lesson #2 Listening Assignment:**

**Our Bible Verse is: Amos 4:13:**

"He who declares to man what is His thought...The LORD, the God of hosts, is His name."

**1. Who did the LORD declare His thoughts to?**

Simeon.

**2. What book did the LORD use to declare His thoughts? The Bible, God's Word.**

**For You and Me:**

The LORD can show us what He's like, through the special hearts He gave us, as we look around at all the amazing things He has made. He can declare His thoughts to us as we read the Bible, His Word and learn about His Son, Jesus Ask God to show Himself to you! He delights to do this!

**Detective Dan's Lesson #3 Listening Assignment:**

I found four clues, but one of them is NOT in the story. They are: baby Jesus, a chair, God's Word (on a scroll, like in Bible times) and a heart.

I need to know:

**1. Which three pictures belong in the story and which one does not? The chair does not belong.**

**2. What did God use three of these things to show Simeon? God used baby Jesus, the Bible and the heart He gave Simeon to show Simeon what He is like.**

**For You and Me:**

The LORD wants to show us what He's like, too. He can use the heart He's given us, the Bible, and Jesus to show us what He's like, too.

**Detective Dan's Lesson #4 Listening Assignment:**

**1. Who did Simeon want to know more and more about? God.**

**2. What was something Simeon thanked God for? Simeon thanked God for keeping His promise to let him see Jesus before he died. He was so happy to know that the time had come for God to save His people through Jesus.**

**For You and Me:**

Like Simeon, we can thank God for sending Jesus to save sinners, like you and me.

**Detective Dan's Lesson #5 Listening Assignment:**

**1. Why was Simeon so happy to see baby Jesus? He knew that the time had come for God to save God's people from their sins through Jesus.**

**2. What did God send Jesus to do? God sent Jesus to show us what He's like. And, to take the punishment for the sins of God's people so they could know God and be His people forever.**

**For You and Me:**

God can show us what He's like through His Son, Jesus. Jesus can save us from our sins and make us God's people, too, when we repent of our sins and trust in Him as our Savior.

**The Gospel** (story wrap-up if NOT using Listening Assignments)**Our Bible Truth is:****How Can I Know What God Is Like?****He Shows Me What He's Like!**

God showed Simeon what He is like, and He can show us, too! We can ask Him to work in our heart and help us to turn away from disobeying Him and trust in Jesus as our Savior. When we do, God will forgive our sins and save us! He will live in our heart, helping us to know Him right now. He will satisfy our heart, giving us a special kind of happiness that comes only from knowing Him. And one day, we will go to live with Him in heaven forever. That will be best of all!

*Close in prayer.*

**Closing Unit 1 ACTS Prayer**

A=Adoration C=Confession T=Thanksgiving S=Supplication

- A** We praise You, God. You show us what You are like!
- C** LORD, in our heart we know that You are God. We know we should obey You. but many times we don't want to. Please forgive us. We need a Savior!
- T** Thank You for wanting us to know You. Thank You for giving us a heart to know You; and, for making this world that shows us what You are like. Thank You for what we learn about You in Your Word, the Bible. And most of all, thank You for showing us what You are like in Your Son, Jesus.
- S** Work deep inside our heart. Help us to turn away from our sins and trust in Jesus as our Savior. Help us to know You. Put in our hearts the special kind of happy only You can give. Help us to go and tell others what we've learned.

In Jesus' name we pray. Amen.

***Return to page 7 of the Lesson Plan  
for the script of the rest of this lesson.***






BIG QUESTION 1



# How can I know what God is like?



ANSWER:

# He shows me what He's like!

VISUAL  
AID

#1

take out



of BQB

# The Big Question

*Hold up the Big Question sign for all the children to see, and say:*

The Big Question we are investigating today is  
Big Question Number 1:

**How Can I Know What God Is Like?**

and the Answer is:

**He Shows Me What He's Like!**

**Meaning:**

God made us. He wants us to know what He is like so we can know Him, love Him, and praise Him.

God shows us what He is like by the heart He gave us to know and love Him; through all of His creations we see around us; through His Word, the Bible; and most of all, through His very own Son, Jesus Christ.

Let's sing our Big Question Song: "

## Big Q & A I Song

*HSK ESV Songs 1, track 12*

*(adapted version of "This Is the Way We Wash Our Clothes")*

How can I know what God is like,

God is like, God is like?

How can I know what God is like?

He shows me what He's like!

VISUAL  
AID

#2

Place  
verse in  
take out



of BQB  
HSK Bible  
Folder

# The LORD!

**"He who declares to man His thought. The LORD, the God of hosts, is His name." Amos 4:13, ESV**

# Unit 1 Bible Verse

"Who would like to get our Bible verse out of the Big Question Briefcase for me?"

*Choose a child to open the briefcase, take out the "Bible" with the Bible Verse in it and hand it to you. Remove the Bible Verse picture from the "Bible" (held in place by velcro) and hold it up for all the children to see, then say:*

## **Amos 4:13**

"He who declares to man what is His thought...The LORD, the God of hosts, is His name."

### **Meaning:**

God wants us to know what He is like so we can know Him, love Him, and praise Him. We don't have to figure out what God is like by ourselves. God show us what He's like--He declares His thoughts to us.

God shows us what He's like through the spirit He put in our hearts; through His creations we see around us; through His Word, the Bible; and most of all, through His very own Son, Jesus Christ.

And what's the name of the one and only true, living God? It's the LORD! Yes, the LORD is His name!

"We've said our Bible verse, now let's sing it!"

## **He Who Declares His Thought:**

### **Amos 4:13**

*HSKESV Songs 1, track 14, 14T*

He who declares His thought,  
He who declares His thought to man.  
He who declares His thought,  
He who declares His thought to man.  
The LORD, the LORD, is His name.  
The LORD, the LORD, is His name.  
Amos Four, thirteen.


"Now it's time to do a bit more deep down investigating. Let's read Detective Dan wants us to help him figure out. Would someone like to get it out for me?"

VISUAL  
AID

Place  
verse in  
take out



HSK Bible  
Folder  
of BQB  
Folder



# Detective Dan's Listening Assignment #1

# Detective Dan's

## Listening Assignment #1



Hi, Hide 'n' Seek Kids!

I'm working on a brand-new case called:

"The Case of the Old Man Who Looked for God."

I need to find out:

1. Who was the old man who looked for God?

AND

2. How did he find out what God was like?

Can you help me? Listen carefully to the story and you might just hear the answers!

Thanks!

Detective Dan

***Then say,*** "Ok, Hide 'n' Seekers! Put on your best listening ears and see if you can find the answers to Detective Dan's questions. When I finish telling the story, we will see if we can answer all of his questions."

*Read the Bible Truth story, putting up the storyboard pictures as you tell it.*

*At the end of the story, repeat the questions and lead the children in answering them. Present the gospel and close in prayer.*

\*Answers to assignment questions, the gospel and ACTS prayer are also included at the end of the story text.\*

Answers:

**1. Who was the old man who looked for God?**  
Simeon.

**2. How did he find out what God was like?**

He knew God in his heart; he saw what God was like as he looked around him at the things God had made; he learned about Him in the Bible, God's Word; and most of all, he knew what God was like through His Son, Jesus.

**For You and Me:**


Like Simeon, we can know what God is like. God has given us a heart to know and love Him. We can look around us and see what He's like in the things He has made. We can learn about Him in the Bible; and, we can know what He's like most of all when we learn about Jesus. We can ask God to show us what He's like and help us to know and love Him. He delights to do this!

VISUAL  
AID

Place  
verse in  
take out



HSK Bible  
Folder  
of BQB



# Detective Dan's Listening Assignment #2

# Detective Dan's

## Listening Assignment #2



Hi, Hide 'n' Seek Kids!

I'm still working on the case called:

“The Case of the Old Man Who Looked for God.”

Our Bible verse is Amos 4:13: “He who declares to man what is His thought...The LORD, the God of hosts, is His name.”

I need to find out:

1. Who did the LORD declare His thought to?

AND

2. What book did the Lord use to declare His thought?

Can you help me? Listen carefully to the story and you might just hear the answers!

Thanks for your help!

Detective Dan

***Then say.*** “Ok, Hide 'n' Seekers! Put on your best listening ears and see if you can find the answers to Detective Dan's questions. When I finish telling the story, we will see if we can answer all of his questions.”

*Read the Bible Truth story, putting up the storyboard pictures as you tell it.*

*At the end of the story, repeat the questions and lead the children in answering them. Present the gospel and close in prayer.*

\*Answers to assignment questions, the gospel and ACTS prayer are also included at the end of the story text.\*

Answers:

**Our Bible Verse is: Amos 4:13**

“He who declares to man what is His thought...The LORD, the God of hosts, is His name.”

**1. Who did the LORD declare His thought to?**

Simeon.

**2. What book did the Lord use to declare His thought?** The Bible, God's Word.

**For You and Me:**

The LORD can show us what He's like, through the special hearts He gave us, as we look around at all the amazing things He has made. He can declare His thoughts to us as we read the Bible, His Word and learn about His Son, Jesus Ask God to show Himself to you! He delights to do this!



VISUAL  
AID

#5A

Place  
verse in



HSK Bible  
Folder

take out



of BQB



# Detective Dan's Listening Assignment #3

# Detective Dan's

## Listening Assignment #3



Hi, Hide 'n' Seek Kids!

I'm still working on the case called:

**"The Case of the Old Man Who Looked for God."**

**I found four clues, but one of them is NOT in the story. They are: baby Jesus, a chair, God's Word (on a scroll, like in Bible times) and a heart.**

*Hold up each of the four pictures for the children to see as you identify them. Better yet, put them up on your flannelgraph board, off to one side.*

**I need to know:**

- 1. Which THREE pictures belong in the story and which ONE does NOT?**
- 2. What did God use three of these things to show Simeon?**

**Can you help me? Listen carefully to the story and you might just hear the answers!**

Thanks!

Detective Dan

***Then say,*** "Ok, Hide 'n' Seekers! Put on your best listening ears and see if you can find the answers to Detective Dan's questions. When I finish telling the story, we will see if we can answer all of his questions."

***Read the Bible Truth story, putting up the storyboard pictures as you tell it.***

***At the end of the story, repeat the questions and lead the children in answering them. Present the gospel and close in prayer.***

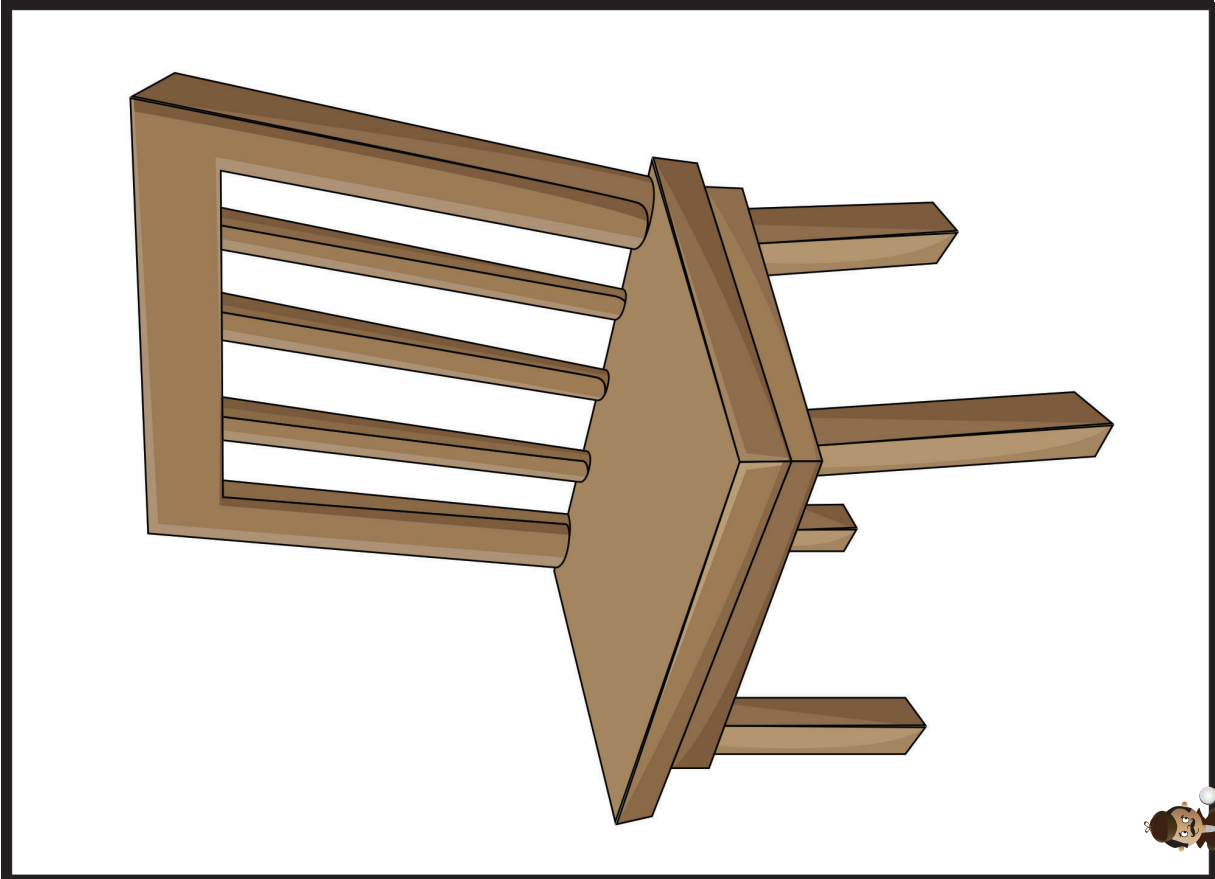
***\*Answers to assignment questions, the gospel and ACTS prayer are also included at the end of the story text.\****

Answers:


- 1. Which three pictures belong in the story and which one does not?** The chair does not belong.
- 2. What did God use three of these things to show Simeon?** God used baby Jesus, the Bible and the heart He gave Simeon to show Simeon what He is like.

**For You and Me:**

The LORD wants to show us what He's like, too. He can use the heart He's given us, the Bible, and Jesus to show us what He's like, too.



**Chair**



**Baby Jesus**







HSK 1 Lesson 3 Listening Assignment Clue Picture 1 for kids



HSK 1 Lesson 3 Listening Assignment Clue Picture 2 for kids



**God's Word, the Bible**



**Heart**



HSK 1 Lesson 3 Listening Assignment Clue Picture 3 for kids




HSK 1 Lesson 3 Listening Assignment Clue Picture 4 for kids

VISUAL  
AID

Place  
verse in  
take out



HSK Bible  
Folder  
of BQB



# Detective Dan's Listening Assignment #4

# Detective Dan's Listening Assignment #4



Hi, Hide 'n' Seek Kids!

I'm still working on the case called:

"The Case of the Old Man Who Looked for God."

I need to find out:

1. Who did Simeon want to know more and more?

AND

2. What was something Simeon thanked God for?

Can you help me? Listen carefully to the story and you might just hear the answers!

Thanks!

Detective Dan

***Then say.*** "Ok, Hide 'n' Seekers! Put on your best listening ears and see if you can find the answers to Detective Dan's questions. When I finish telling the story, we will see if we can answer all of his questions."

*Read the Bible Truth story, putting up the storyboard pictures as you tell it.*

*At the end of the story, repeat the questions and lead the children in answering them. Present the gospel and close in prayer.*

\*Answers to assignment questions, the gospel and ACTS prayer are also included at the end of the story text.\*

Answers:

1. **Who did Simeon want to know more and more about?** God.

2. **What was something Simeon thanked God for?** Simeon thanked God for keeping His promise to let him see Jesus before he died. He was so happy to know that the time had come for God to save His people through Jesus.

**For You and Me:**

Like Simeon, we can thank God for sending Jesus to save sinners, like you and me.



VISUAL  
AID

Place  
verse in  
take out

#7



HSK Bible  
Folder

HSK Bible  
Folder  
of BQB



# Detective Dan's Listening Assignment #5

# Detective Dan's Listening Assignment #5



Hi, Hide 'n' Seek Kids!  
I'm still working on the case called:  
"The Case of the Old Man Who Looked for  
God."

I need to find out:

1. Why was Simeon so happy to see baby Jesus?  
AND
2. What did God send Jesus to do?

Can you help me? Listen carefully to the story and  
you might just hear the answers!

Thanks!  
Detective Dan

***Then say,*** "Ok, Hide 'n' Seekers! Put on your best listening ears and see if you can find the answers to Detective Dan's questions. When I finish telling the story, we will see if we can answer all of his questions."

*Read the Bible Truth story, putting up the storyboard pictures as you tell it.  
At the end of the story, repeat the questions and lead the children in answering them. Present the gospel and close in prayer.*

\*Answers to assignment questions, the gospel and ACTS prayer are also included at the end of the story text.\*

Answers:

1. **Why was Simeon so happy to see baby Jesus?** He knew that the time had come for God to save God's people from their sins through Jesus.
2. **What did God send Jesus to do?** God sent Jesus to show us what He's like. And, to take the punishment for the sins of God's people so they could know God and be His people forever.

**For You and Me:**

God can show us what He's like through His Son, Jesus. Jesus can save us from our sins and make us God's people, too, when we repent of our sins and trust in Him as our Savior.

# “The Case of the Old Man Who Looked for God” Luke 2:25-32



## Detective Dan's Listening Assignment #1

1. Who was the old man who looked for God?
2. How did he find out what God was like?



## Detective Dan's Listening Assignment #2

Amos 4:13, ESV:

“He who declares to man what is His thought...The LORD, the God of hosts, is His name.”

1. Who did the LORD declare His thoughts to?
2. What book did the LORD use to declare His thoughts?

(more listening and discussion questions are included in the curriculum at [praisefactory.org](http://praisefactory.org))

**I. Simeon was a very old man. He knew and loved God in his heart. But, oh, how he wanted to know more about God and what He is like.**



**I. Simeon was a very old man. He knew and loved God in his heart. But, oh, how he wanted to know more about God and what He is like.**

**2. Simeon knew God created the whole world.**

**He could learn more about God as he looked at all that God had made. There was so much to see! The big, tall mountains, the galloping horses, the flying birds, the buzzing bees.**

**Simeon could see how wonderful God was in all the things He had made. But oh, how Simeon wanted to know more about God and what He is like!**



2. Simeon knew God created the whole world. He could learn more about God as he looked at all that God had made. There was so much to see! The big, tall mountains, the galloping horses, the flying birds, the buzzing bees. Simeon could see how wonderful God was in all the things He had made. But oh, how Simeon wanted to know more about God and what He is like!

### **3. Simeon read the Bible, God's Word.**

**He learned that God is good and great, loving and wise. But oh, how Simeon wanted to know more about God and what He is like!**





**3. Simeon read the Bible, God's Word. He learned that God is good and great, loving and wise. But oh, how Simeon wanted to know more about God and what He is like!**

**4. One day, God gave Simeon a wonderful promise:**


**“The Savior is coming soon. He will show people what I am like. He will save all who put their trust in Him,” God told Simeon. “Go to the Temple-Church. That’s where I’ll show Him to you before you die.”**



4. One day, God gave Simeon a wonderful promise: "The Savior is coming soon. He will show people what I am like. He will save all who put their trust in Him," God told Simeon. "Go to the Temple-Church. That's where I'll show Him to you before you die."

**5. How excited Simeon was! He went to the Temple-Church, and who did he see? Mary, Joseph and baby Jesus.**


**Simeon was so happy. Here was God's Son, the promised Savior!**



**5. How excited Simeon was! He went to the Temple-Church, and who did he see? Mary, Joseph and baby Jesus. Simeon was so happy. Here was God's Son, the promised Savior!**

**6. Yes, there was Jesus, just a little baby!**


**But Jesus wouldn't stay a baby. He would grow up, up, up to be a man. And when He was all grown up, Jesus would fulfill God's amazing plan.**



6. Yes, there was Jesus, just a little baby! But Jesus wouldn't stay a baby. He would grow up, up, up to be a man. And when He was all grown up, Jesus would fulfill God's amazing plan.

**7. Jesus told everyone about God, and He showed them what God is like, in all He said and did.**





7. Jesus told everyone about God, and He showed them what God is like, in all He said and did.

**8. Then Jesus finished God's plan by suffering and dying on the cross. Jesus showed God's hate for sin but His love for His people, by paying for their sins, Himself.**

**Jesus was buried that sad day, but He didn't stay there. On Day Three, Jesus rose up from the dead, showing God's mighty power!**

**Jesus had really beaten sin and death for God's people! Yay!**



## Day 3



8. Then Jesus finished God's plan by suffering and dying on the cross. Jesus showed God's hate for sin but His love for His people, by paying for their sins, Himself. Jesus was buried that sad day, but He didn't stay there. On Day Three, Jesus rose up from the dead, showing God's mighty power! Jesus had really beaten sin and death for God's people! Yay!

**q. One day, old Simeon died. Was that a sad day for Simeon?**

**No, it was not! For that was the day when God brought Simeon home to live with Him in heaven forever.**

**This was Simeon's happiest day of all. Now he would really get to know how wonderful God is... more and more, forever and ever!**



**9. One day, old Simeon died. Was that a sad day for Simeon? No, it was not! For that was the day when God brought Simeon home to live with Him in heaven forever. This was Simeon's happiest day of all. Now he would really get to know how wonderful God is... more and more, forever and ever!**

HSK 1

# SOLVED



## Detective Dan's Listening Assignment #1

1. Who was the old man who looked for God?  
Simeon.
2. How did he find out what God was like?  
Simeon knew God in his heart. He saw what God was like as he looked around him at the things God had made. He learned about God in the Bible, God's Word. And most of all, Simeon knew what God was like through His Son, Jesus.

**For You and Me:**  
Like Simeon, we can know what God is like. God has given us a heart to know and love Him. We can look around us and see what He's like in the things He has made. We can learn about Him in the Bible; and, we can know what He's like most of all when we learn about Jesus. We can ask God to show us what He's like and help us to know and love Him. He delights to do this!



## Detective Dan's Listening Assignment #2

Amos 4:13, ESV:

“He who declares to man what is His thought...The LORD, the God of hosts, is His name.”

1. Who did the LORD declare His thoughts to?  
Simeon.
2. What book did the LORD use to declare His thoughts? The Bible, God's Word.

**For You and Me:**

The LORD can show us what He's like, as we look around us at the amazing things He's made. God can declare His thoughts to us, as we read the Bible, His Word, and learn about His Son, Jesus. God can help us know Him in our hearts. Ask God to show Himself to you! He delights to do this!

HSK 1



Our Bible Truth is:

How Can I Know What God Is Like?  
He Shows Me What He's Like!

# The Gospel



God gave each of us a heart to know and love Him, too. But sadly, we all have chosen to turn away from God and live life our own way. This sin separates us from God.

Only with God's help, we can know Him or be His people.

But God sent His Son, Jesus, to make the way for people to know and love God once more. Jesus lived a perfect life, then He offered it as full payment for sins, when He suffered and died on the cross. On Day Three, He rose from the dead.

He had beaten sin and death for God's people!

God invites us to become His people, by turning away from our sins and trusting in Jesus as our Savior. If we do, His Holy Spirit will come live in our hearts, so we can know and love God now. And one day, to go to live with God in heaven forever. That will be best of all!



HSK 1

# A Prayer

**A** We praise you, God. You show us what You are like!

**C** LORD, in our heart we know that You are God. We know we should obey You. but many times we don't want to. Please forgive us. We need a Savior!

**T** Thank You for wanting us to know You. Thank You for giving us a heart to know You; and, for making this world that shows us what You are like. Thank You for what we learn about You in Your Word, the Bible. And most of all, thank You for showing us what You are like in Your Son, Jesus.

**S** Work deep inside our hearts. Help us to turn away from our sins and trust in Jesus as our Savior. Help us to know You. Put in our hearts the special kind of happy that comes only from knowing You. Help us to go and tell others what we've learned.

In Jesus' name we pray. Amen.



HSK 1

# Hide 'n' Seek Kids

## Unit 2 Visual Aids



## About Hide 'n' Seek Kids Visual Aids

### How Are They Used?



The Hide 'n' Seek Kids Visual Aids book is a companion resource to be used alongside the Hide 'n' Seek Kids Core Curriculum book for each unit. These colorful pictures are used in presenting the key concepts; telling the Bible stories; and, in playing the Bible Story Review games.


### What Do They Include?



**There are four different resources included in this book:**

- 1. Key Concept Visual Aids**-- colorful signs of the Big Question and Answer, the Bible Truth, the Bible verse, and the Listening Assignments to use with the 3 lessons for each Bible Truth.
- 2. The Story Scenes, themselves.** Notice that each scene is numbered and that there is a brief summary of the story that corresponds to the picture. You can actually just tell the story in a simple way by using only the text at the bottom of each Story Scene.
- 3. Directions** for making the Hide 'n' Seek Kids "Bible" Folder and the **back/front images** to paste in place when making it. (Larger back/front images are found online with the curriculum.)
- 4. Directions** for how to make a homemade flannelgraph storyboard and sturdy Story Scene pictures are found in the back of this book.

### Ready, Set, Rip It Out!



This book is meant to be ripped up and made into your visual aids. The key concept signs can be cut out and laminated or slipped into sheet protectors. The Story Scenes can be put in sheet protectors or laminated, too.

### Store It!



Hide 'n' Seek Kids is a curriculum that can be used over and over. Store your visual aids and storyboard pictures after using them and they will serve you for many years. We store ours in manilla envelopes and then put them (along with all the rest of the curriculum) in magazine files, labelled by Bible Truth. If you have multiple classes using the curriculum, store each set of resources in separate manilla envelopes. This will make prep much simpler, second time around.

### Replacement Story Scene Pictures



You can always purchase this book again or simply go online and print out any scenes that go missing.

### Other Options



You can also choose to tell the story in a more traditional flannelgraph way by using your own flannelgraph figures or by purchasing/free downloading the Storyboard Pictures (large and small format size available). This is more complex and requires more preparation, but some love it. And, it does allow for kids to interact more by helping to place pictures up on the board as you tell the story.

---

## Unit 2 Overview of Key Concepts

---

### UNIT 2: God's Wonderful Word, the Bible

**Unit Big Question (and Answer):** "What's So Special about the Bible? It Alone Is God's Word!"

#### Meaning:

There are millions of books in the world, but none is like the Bible. It alone is God's perfect Word! God made sure it was written down just right. It tells us everything we need to know God and how to live for Him. It is powerful to do everything God wants it to do. Everything else in this world may come and go, but God's Word will last forever. It will always prove true.

#### Unit 2 Bible Verse: Psalm 18:30, 46 ESV

"This God--His ways are perfect. The word of the LORD proves true. The Lord lives, and blessed be my rock, and exalted be the God of my salvation."

#### Meaning:

The LORD is like no one else. He is the one, true God. Everything He does is absolutely perfect! Everything God says is perfect, too. It is flawless. Flawless is a big word that means perfect--without even a single mistake. No, not one! God always tells us what is right and true. His Word always proves true!

Where can we read God's Word? In the Bible! It alone is God's Word. That's why we take time each day to learn from the Bible. We want to hear from God--all the wonderful things about Him; what He has done for us through Jesus, His Son; and, what good things are in store for those who love Him and live for Him. Oh, how we want to praise the LORD when we read His Word! He is the living God. He is our Savior!

#### Unit 2 ACTS Prayer

- A** We praise You, God. You are perfect, and everything You tell us in Your Word, the Bible, always proves true.
- C** God, we know You are perfect and everything You say is true, but too many times we still don't trust You or obey Your Word. Please forgive us! We need Jesus to be our Savior!
- T** Thank You for giving us Your words, written down perfectly in the Bible. Thank You that we can always know what is right and true when we read Your Word, the Bible. And thank You for all the wonderful things You tell us in the Bible, especially the stories about Jesus.
- S** Work deep inside our hearts. Help us to turn away from our sins and trust in Jesus as our Savior. Help us to want to read Your Word. Help us to know You better as we learn. Help us to go and tell others how they can learn about You in Your wonderful Word, the Bible. In Jesus' name we pray. Amen.

#### Unit 2 Story

##### The Case of the Women's Best Gift

1 Timothy

#### Songs Used in Unit 2 *listen to or download songs for free at <https://praisefactory.org>: Hide n Seek Kids Music page*

Big Q & A 2 Song

Big Question 2 Song: What's So Special About God's Word?

Unit 2 Bible Verse Song: Proves True Psalm 18:30, 46 ESV

Extra Unit 2 Bible Verse Song: *This God, His Way Is Perfect* Psalm 18:30,46, ESV (other version)

Extra Unit 2 Bible Verse Song: *The Word of the Lord* 1 Peter 1:24,25, ESV

Unit 2 Hymn: How Precious Is the Book Divine, v.1

Unit 2 Praise Song: The Best Book to Read Is the Bible

---

## Hide 'n' Seek Kids ESV Songs 2 Track Numbers

---

This is a listing of all songs mentioned in the unit curriculum. You may or may not choose to use all of the songs. They are listed in easy-reference order--NOT in the order used in the curriculum.

You may choose to simply burn a CD/load them onto an mp3 device in this order. Or, you may want to do what we do: choose the songs we want to use and create a play list of them in that order. Then, we burn a CD/upload the play list onto an mp3 device. A teacher only has to click forward to the next song, instead of hunting for the right track. The track number have been included as part of the title of each song, so teachers will still have a reference to the track number listed in the curriculum (same as those listed below), even if you change the order on your customized play list.

### SONGS USED EVERY UNIT OF THE CURRICULUM

- 1 The Classroom Song v.1
- 2 The Classroom Song v.2
- 3 The Classroom Song v.3
- 4 The Classroom Song v.4
- 5 Hide 'n' Seek Kids Theme Song
- 6 The Classroom Rules Song
- 7 Let's Pray Song
- 8 The Big Question Box Song
- 9 The Bible Chant Song
- 10 ACTS Prayer Song (Short Version)
- 11 ACTS Prayer Song (Full Version)

#### Why the Extra Songs?

Hide 'n' Seek Kids is a curriculum used by children of different ages. Sometimes one of the other songs is a better fit for your kids. Or, you may simply want to teach them more songs on the same Bible Truth. Use as many or as few as you want.

### UNIT 2: GOD'S WONDERFUL WORD, THE BIBLE

- 12 Big Q & A 2 Song
- 13 Big Question 2 Song: What's So Special About God's Word?
- 14,14T Unit 2 Bible Verse Song: Proves True Psalm 18:30, ESV
- 15 Extra Unit 2 Bible Verse Song: This God Psalm 18:30,46, ESV
- 16 Extra Unit 2 Bible Verse Song: This God, His Way Is Perfect Psalm 18:30,46, ESV
- 17 Extra Unit 2 Bible Verse Song: The Word of the Lord 1 Peter 1:24,25, ESV
- 18 Unit 2 Hymn: How Precious Is the Book Divine, v.1
- 19 Unit 2 Praise Song: The Best Book to Read Is the Bible

T\* Tidbit Shortened version of the Bible Verse Song

listen to or download songs for free at <https://praisefactory.org: Hide n Seek Kids Music page>



**The Case of the Women's Best Gift***1 Timothy*HSK  
Bible  
FolderBig  
Question  
Briefcase  
of BQB**Story-telling Tips**

Ahead of time:

1. Read the Bible verses and story. Pray!
2. Choose story action cues and/or prepare Story Scenes, if using. (Included in the Visual Aids books)
3. Practice telling story with the Story Scenes, timing your presentation. Shorten, if necessary.

During your presentation:

1. Maintain as much eye contact as possible as you tell the story.
2. Put up Story Scenes/add story action cues as you tell the story. Allow the children to help you put them on the board, if desired.
3. Include the children in your story with a few questions about what they think will happen or words/concepts that might be new to them.
4. Watch the kids for signs that their attention span has been reached. Shorten, if necessary.

**INTRODUCTION/ LISTENING ASSIGNMENTS****"Our story is called: The Case of the Women's Best Gift. Here is your listening assignment... "***Read from Detective Dan's Listening Assignment signs, but questions are summarized below:***Detective Dan's Lesson #1 Listening Assignment:**

I need to find out:

1. Who are the women in our story?
2. What was their best gift and who did they give it to?

**Detective Dan's Lesson #2 Listening Assignment:**

Our Bible verse is Psalm 18:30,46: "This God--His ways are perfect. The word of the LORD proves true. The Lord lives, and blessed be my rock, and exalted be the God of my salvation."

As you listen to the story, see if you can figure out:

1. Who in our story knew that God and His Word were perfect?
2. Who did they teach God's Word to?

**Detective Dan's Lesson #3 Listening Assignment:**

I found four clues, but one of them is NOT in the story.

They are: Food, a zebra, God's Word (on a scroll, like in Bible times) and some clothes.

Hold up each of the four pictures for the children to see as you identify them. Better yet, put them up on your flannelgraph board, off to one side.

I need to know:

1. Which of these things did Grandma Lois and Mother Eunice NOT give to Timothy?
2. Which of these things did they think was most important of all?

**Detective Dan's Lesson #4 Listening Assignment:**

As you listen to the story, see if you can figure out:

1. Who did Grandma Lois and Mother Eunice want Timothy to know and love most of all?
2. What book did they thank God for giving to them?

**Detective Dan's Lesson #5 Listening Assignment:**

As you listen to the story, see if you can figure out:

1. What happened in Timothy's heart as he listened to God's Word, the Bible?
2. What good news from the Bible did Timothy preach about when he grew up?

**Read the questions, THEN SAY,***"Ok, Hide 'n' Seekers! Put on your best listening ears and see if you can find the answers to Detective Dan's questions. When I finish telling the story, we'll see what we come up with."*

**“The Case of the Women’s Best Gift” | Timothy**

*Story with lines separating paragraphs (text in bold, optional interaction cues in italics)*

**Grandma Lois and Mother Eunice loved the Bible. They loved what the Bible told them about God and His Son, Jesus. They loved how it worked in their heart and helped them know God and live for Him! If Grandma Lois and Mother Eunice knew one thing, it was that there was NO BOOK like the Bible! It alone was God’s Word! It was always true. They could count on it.**

*Do you see a Bible in this room? Point to it.*

**Now, Mother Eunice had a little boy named Timothy. She and Grandma Lois loved Timothy very, very much. And because they loved him, they hugged him...and they fed him good food...and they gave him clothes to wear...and a good place to sleep at night. They taught good manners and how to do his chores and all sorts of things that would help him grow up to be a fine, young man one day.**

*Do you have a mother or a grandmother? What kinds of things do they do for you because they love you?*

**But most of all, because Grandma Lois and Mother Eunice loved Timothy so much, they wanted him to know and love God. And oh, how they wanted Timothy to turn away from his sins and trust in Jesus as his Savior!**

**So, Grandma Lois and Mother Eunice taught Timothy every day from the only book in the whole, wide world where the truths about God are written down just right. Can you guess what that book is?**

*Can you guess what that book is called? (I bet you can!) Let’s say its name all together—The Bible!*

**The Bible, yes, the Bible was that one, special book. It alone is God’s Word and Grandma Lois and Mother Eunice knew it.**

**The Bible is a very BIG book filled with so many good stories and so many important truths about God. There was so, so much to teach Timothy!**

*Hold up your Bible and show the children how big it is. Open it up and show them all the words on the pages.*

**But of everything in the whole Bible, Grandma Lois and Mother Eunice most wanted Timothy to know one thing.**

*Can you guess what it is?*

**They wanted him to know the gospel—the good news of Jesus. They wanted him to know how he could become one of God’s people.**

**“Long ago, God created the whole world, Timothy,” they told him. “He gave us His good laws to live by, but we all choose to disobey them, Timothy. “We need a Savior to save us from our sins and God sent that Savior to us! It’s Jesus!” Grandma Lois and Mother Eunice taught Timothy. “We hope one day you will ask Jesus to forgive your sins and trust in Him as your Savior like we have, Timothy,” they told him. “There’s nothing better than knowing God and living for Him.”**

*Story with lines separating paragraphs (text in bold, optional interaction cues in italics)*

**At first, Timothy just listened and learned as Grandma Lois and Mother Eunice taught him from the Bible. But after a while, something wonderful happened: God's Word began to work powerfully in Timothy's heart and mind, helping him to believe.**

**"God, I believe what is written in Your Word, the Bible. I believe in Your Son, Jesus, and trust in Him as my Savior. Please forgive me for disobeying You. I want to live my life for you. Please save me!" Timothy prayed.**

**God was happy to answer Timothy's prayers. And Timothy was happy to be one of God's people!**

*Did you know that we can become God's people, too, when we pray like Timothy did, for God to forgive our sins and help us to trust in Jesus as our Savior? It's true!*

**But that was only the beginning. Now Timothy wanted to learn from the Bible more than ever! He wanted to know more about God and love Him more, too, too. He wanted God's Word to go on working inside his heart, changing him more and more, too.**

**And that's just what happened! As Timothy kept learning from the Bible, God's Word, it kept on working inside him. And Timothy, the little boy, grew up and up and up to be Timothy, the man with a heart full of love for God, His Word, and His people.**

**A grown-up man needs a grown up man's job. And what job do you think God gave Timothy to do?**

*What job do you think Timothy did?*

**God called Timothy to be a pastor—a man who teaches God's Word to God's people and loves them as they gather together as a church.**

**Now others gathered around Timothy as he preached to them the same truths from the God's Word that Grandma Lois and Mother Eunice had taught him long ago as a little boy!**

**How happy Grandma Lois and Mother Eunice must have been! What a great work God had done in Timothy through His Word, the Bible! And now God was even using Timothy to do a great work in the hearts of others, too!**

*Let's clap and say, "Yay!" for all the good things God did in Timothy through His Word, the Bible!*

**Cracking the Case:** (story wrap-up for Listening Assignments)

It's time to see how we did with our Listening Assignment.

**Detective Dan's Lesson #1 Listening Assignment:**

**1. Who are the women in our story?** Grandma Lois and Mother Eunice.

**2. What was their best gift and who did they give it to?** Their best gift was teaching God's Word and the good news of Jesus. They taught it to Timothy, Mother Eunice's son.

**For You and Me:**

Timothy learned God's truths in the Bible and so are you... right now! God used His Word, the Bible, to work in Timothy's heart and help him trust in Jesus as His Savior. God can use His Word to work inside of us, too.

**Detective Dan's Lesson #3 Listening Assignment:**

I found four clues, but one of them is NOT in the story. They are: Food, a zebra, God's Word (on a scroll, like in Bible times) and some clothes.

**1. Which of these things did Grandma Lois and Mother Eunice NOT give to Timothy?** The zebra.

**2. Which of these things did they think was most important of all?** God's Word, the Bible.

**For You and Me:**

Like Timothy, we have people who love us and who give us many good things. But of everything we can ever have, learning God's Word, the Bible is the most important of all. Ask them to help you learn God's Word.

**Detective Dan's Lesson #2 Listening Assignment:**

**Our Bible verse is Psalm 18:30,46:**

"This God--His ways are perfect. The word of the LORD proves true. The Lord lives, and blessed be my rock, and exalted be the God of my salvation."

**1. Who in our story knew that God and His Word were perfect?** Grandma Lois and Mother Eunice.

**2. Who did they teach God's Word to?** Timothy.

**For You and Me:**

God is the living God! He and His Word, the Bible, are still perfect! God's Word will always prove true. We can trust in God and His Word, just like Grandma Lois, Mother Eunice and Timothy did!

**Detective Dan's Lesson #4 Listening Assignment:**

**1. Who did Grandma Lois and Mother Eunice want Timothy to know and love most of all?** God.

**2. What book did they thank God for giving to them?**

The Bible, God's Word.

**For You and Me:**

God is the best person we can know and love, too. God can use His Word to do wonderful things in our hearts, too. Grandma Lois, Mother Eunice and Timothy knew this. Let's thank God for His Word, the Bible. Let's ask Him to use it to do wonderful things in our hearts, too.

**Detective Dan's Lesson #5 Listening Assignment:**

**1. What happened in Timothy's heart as he listened to God's Word, the Bible?** God worked in his heart. He turned away from his sins and trust in Jesus as his Savior. Then God kept working in his heart, changing him in wonderful ways, more and more.

**2. What good news from the Bible did Timothy preach about when he grew up?** God will forgive us our sins and make us His people when we repent of our sins and trust in Jesus as our Savior.

**For You and Me:**

God can use His perfect Word, the Bible, to help us know Him and to change us in wonderful ways. Jesus can save us from our sins and make us God's people, too, when we repent of our sins and trust in Him as our Savior.

**The Gospel** (story wrap-up if NOT using Listening Assignments)

**Our Bible Truth is:**  
**What's So Special about the Bible?**  
**It Alone Is God's Word!**

God used His Word, the Bible, to work inside Timothy in wonderful ways. He can work in our hearts, too. We can ask Him to work in our hearts and help us to turn away from disobeying Him and trust in Jesus as our Savior. When we do, God will forgive our sins and save us! He will live in our heart, helping us to know Him right now. He will satisfy our heart, giving us a special kind of happiness that comes only from knowing Him. And one day, we will go to live with Him in heaven forever. That will be best of all!

*Close in prayer.*

### Closing Unit 2 ACTS Prayer

A=Adoration C=Confession T=Thanksgiving S=Supplication

- A** We praise You, God. You are perfect, and everything You tell us always proves true.
- C** God, we know You are perfect and everything You say is true, but too many times we still don't trust You or obey Your Word. Please forgive us! We need Jesus to be our Savior!
- T** Thank You for giving us Your words, written down perfectly in the Bible. Thank You that we can always know what is right and true when we read Your Word, the Bible. And thank You for all the wonderful things You tell us in the Bible, especially the stories about Jesus.
- S** Work deep inside our hearts. Help us to turn away from our sins and trust in Jesus as our Savior. Help us to want to read Your Word. Help us to know You better as we learn. Help us to go and tell others how they can learn about You in Your wonderful Word, the Bible.


In Jesus' name we pray. Amen.



**BIG QUESTION 2**



**What's so special about the Bible?**



**ANSWER:**

**It alone is God's Word!**

# The Big Question

*Hold up the Big Question sign for all the children to see,  
and say:*

The Big Question we are investigating today is  
Big Question Number 2:

**What's So Special about the Bible?**  
and the Answer is:  
**It Alone Is God's Word!**

**Meaning:**  
There are millions of books in the world, but none is like the Bible. It alone is God's perfect Word! God made sure it was written down just right. It tells us everything we need to know God and how to live for Him. It is powerful to do everything God wants it to do. Everything else in this world may come and go, but God's Word will last forever. It will always prove true.

Let's sing our Big Question Song: "

## Big Q & A 2 Song

*HSK ESV Songs 2, track 12  
(adapted version of "Three, Blind Mice")*

What's so special about the Bible?  
It alone is God's Word!  
It alone is God's Word!  
It's always true,  
It can make you wise,  
It can work pow'r'f'ly in your life.  
It alone is God's Word!  
It alone is God's Word!





#2  
 HSK Bible Folder  
 of Be

**PSALM 18:30-36**  
 13 For He is coming for He is  
 14 He will smite under the word with  
 15 And the peoples with His truth.

**PSALM 97**  
 A Song of Praise to the Sovereign  
 1 The Lord reigns,  
 2 He is seated on high,  
 3 He is exalted above all,  
 4 His lightning light the world,  
 5 His voice shakes the earth,  
 6 He is seated on high,  
 7 He is exalted above all,  
 8 He is seated on high,  
 9 He is exalted above all,  
 10 He is seated on high,  
 11 He is exalted above all,  
 12 He is seated on high,  
 13 He is exalted above all,  
 14 He is seated on high,  
 15 He is exalted above all.

**PSALM 98**  
 A Song of Praise to the Lord for His Deliverance  
 1 The Lord has revealed His strength,  
 2 He has shown His power,  
 3 He has revealed His strength,  
 4 He has shown His power,  
 5 He has revealed His strength,  
 6 He has shown His power,  
 7 He has revealed His strength,  
 8 He has shown His power,  
 9 He has revealed His strength,  
 10 He has shown His power,  
 11 He has revealed His strength,  
 12 He has shown His power,

**PSALM 99**  
 Praise to the Lord for His Holiness  
 1 The Lord is great,  
 2 He is exalted above all,  
 3 He is seated on high,  
 4 He is exalted above all,  
 5 He is seated on high,  
 6 He is exalted above all,  
 7 He is seated on high,  
 8 He is exalted above all,  
 9 He is seated on high,  
 10 He is exalted above all,  
 11 He is seated on high,  
 12 He is exalted above all,

**PSALM 100**  
 A Song of Thanksgiving  
 1 Serve the Lord with gladness,  
 2 Serve the Lord with gladness,  
 3 Serve the Lord with gladness,  
 4 Serve the Lord with gladness,  
 5 Serve the Lord with gladness,  
 6 Serve the Lord with gladness,  
 7 Serve the Lord with gladness,  
 8 Serve the Lord with gladness,  
 9 Serve the Lord with gladness,  
 10 Serve the Lord with gladness,

**PSALM 101**  
 A Psalm of David  
 1 I will behave wisely in a perfect  
 2 I will behave wisely in a perfect  
 3 I will behave wisely in a perfect  
 4 I will behave wisely in a perfect  
 5 I will behave wisely in a perfect  
 6 I will behave wisely in a perfect  
 7 I will behave wisely in a perfect  
 8 I will behave wisely in a perfect  
 9 I will behave wisely in a perfect  
 10 I will behave wisely in a perfect  
 11 I will behave wisely in a perfect  
 12 I will behave wisely in a perfect

**PSALM 102**  
 A Prayer of the afflicted, when he  
 1 My soul is weary,  
 2 My soul is weary,  
 3 My soul is weary,  
 4 My soul is weary,  
 5 My soul is weary,  
 6 My soul is weary,  
 7 My soul is weary,  
 8 My soul is weary,  
 9 My soul is weary,  
 10 My soul is weary,  
 11 My soul is weary,  
 12 My soul is weary,

“This God--His ways are perfect. The word of the LORD proves true...The Lord lives,  
 and blessed be my rock, and exalted be the God of my salvation.” Psalm 18:30,46 ESV

HSK 2 Bible Verse Picture--front

# Unit 2 Bible Verse

“Who would like to get our Bible verse out of the Big Question Briefcase for me?”

*Choose a child to open the briefcase, take out the “Bible” with the Bible Verse in it and hand it to you. Remove the Bible Verse picture from the “Bible” (held in place by velcro) and hold it up for all the children to see, then say:*

## **Psalm 18:30,46, ESV**

“This God--His ways are perfect. The word of the LORD proves true. The Lord lives, and blessed be my rock, and exalted be the God of my salvation.”

### **Meaning:**

The LORD is like no one else. He is the one, true God. Everything He does is absolutely perfect! Everything God says is perfect, too. It is flawless. Flawless is a big word that means perfect--without even a single mistake. No, not one! God always tells us what is right and true. His Word always proves true!

Where can we read God's Word? In the Bible! It alone is God's Word. That's why we take time each day to learn from the Bible. We want to hear from God--all the wonderful things about Him; what He has done for us through Jesus, His Son; and, what good things are in store for those who love Him and live for Him. Oh, how we want to praise the LORD when we read His Word! He is the living God. He is our Savior!

“We've said our Bible verse, now let's sing it!”

## **Proves True:**

### **Psalm 18:30**

*HSK ESV Songs 2, track 14, 14T*

This God, His ways are perfect,  
The word of the LORD proves true,  
This God, His ways are perfect,  
The word of the LORD proves true.

This God, His ways are perfect,  
The word of the LORD proves true,  
This God, His ways are perfect,  
The word of the LORD proves true.

Psalm Eighteen, thirty.



“Now it's time to do a bit more deep down investigating. Let's read Detective Dan wants us to help him figure out. Would someone like to get it out for me?”

VISUAL  
AID

Place  
verse in  
take out



HSK Bible  
Folder  
HSK Bible  
Folder  
of BQB



# Detective Dan's Listening Assignment #1

# Detective Dan's

## Listening Assignment #1



Hi, Hide 'n' Seek Kids!

I'm working on a brand-new case called:

**"The Case of the Women's Best Gift."**

I need to find out:

1. Who are the women in our story?
2. What was their best gift and who did they give it to?

Can you help me? Listen carefully to the story and you might just hear the answers!

Thanks!

Detective Dan

***Then say,*** "Ok, Hide 'n' Seekers! Put on your best listening ears and see if you can find the answers to Detective Dan's questions. When I finish telling the story, we will see if we can answer all of his questions."

*Read the Bible Truth story, putting up the storyboard pictures as you tell it.*

*At the end of the story, repeat the questions and lead the children in answering them. Present the gospel and close in prayer.*

\*Answers to assignment questions, the gospel and ACTS prayer are also included at the end of the story text.\*

Answers:

1. **Who are the women in our story?** Grandma Lois and Mother Eunice.
2. **What was their best gift and who did they give it to?** Their best gift was teaching God's Word and the good news of Jesus. They taught it to Timothy, Mother Eunice's son.

**For You and Me:**

Timothy learned God's truths in the Bible and so are you... right now! God used His Word, the Bible, to work in Timothy's heart and help him trust in Jesus as His Savior. God can use His Word to work inside of us, too.

VISUAL  
AID

Place  
verse in

take out



of BQB

HSK Bible  
Folder



# Detective Dan's Listening Assignment #2

# Detective Dan's

## Listening Assignment #2



Hi, Hide 'n' Seek Kids!

I'm still working on the case called:

"The Case of the Women's Best Gift."

Our Bible verse is Psalm 18:30,46:

"This God--His ways are perfect. The word of the LORD proves true. The Lord lives, and blessed be my rock, and exalted be the God of my salvation."

I need to find out:

1. Who in our story knew that God and His Word were perfect?  
AND

2. Who did they teach God's Word to?

Can you help me? Listen carefully to the story and you might just hear the answers!

Thanks for your help!

Detective Dan

**Then say,** "Ok, Hide 'n' Seekers! Put on your best listening ears and see if you can find the answers to Detective Dan's questions. When I finish telling the story, we will see if we can answer all of his questions."

*Read the Bible Truth story, putting up the storyboard pictures as you tell it.*

*At the end of the story, repeat the questions and lead the children in answering them. Present the gospel and close in prayer.*

\*Answers to assignment questions, the gospel and ACTS prayer are also included at the end of the story text.\*

Answers:

**Our Bible verse is Psalm 18:30,46:**

"This God--His ways are perfect. The word of the LORD proves true. The Lord lives, and blessed be my rock, and exalted be the God of my salvation."

1. **Who in our story knew that God and His Word were perfect?** Grandma Lois and Mother Eunice.

2. **Who did they teach God's Word to?** Timothy.

**For You and Me:**

God is the living God! He and His Word, the Bible, are still perfect! God's Word will always prove true. We can trust in God and His Word, just like Grandma Lois, Mother Eunice and Timothy did!

VISUAL  
AID

#5A

Place  
verse in



HSK Bible  
Folder

take out



of BQB



# Detective Dan's Listening Assignment #3

# Detective Dan's

## Listening Assignment #3



Hi, Hide 'n' Seek Kids!

I'm still working on the case called:

**"The Case of the Women's Best Gift!"**

I found four clues, but one of them is **NOT** in the story. They are: food, a zebra, God's Word (on a scroll, like in Bible times), and some clothes.

*Hold up each of the four pictures for the children to see as you identify them. Better yet, put them up on your flannelgraph board, off to one side.*

**I need to know:**

1. Which of these things did Grandma Lois and Mother Eunice **NOT** give to Timothy?
2. Which of these things did they think was most important of all?

Can you help me? Listen carefully to the story and you might just hear the answers!

Thanks!

Detective Dan

***Then say,*** "Ok, Hide 'n' Seekers! Put on your best listening ears and see if you can find the answers to Detective Dan's questions. When I finish telling the story, we will see if we can answer all of his questions."

*Read the Bible Truth story, putting up the storyboard pictures as you tell it.*

*At the end of the story, repeat the questions and lead the children in answering them. Present the gospel and close in prayer.*

\*Answers to assignment questions, the gospel and ACTS prayer are also included at the end of the story text.\*

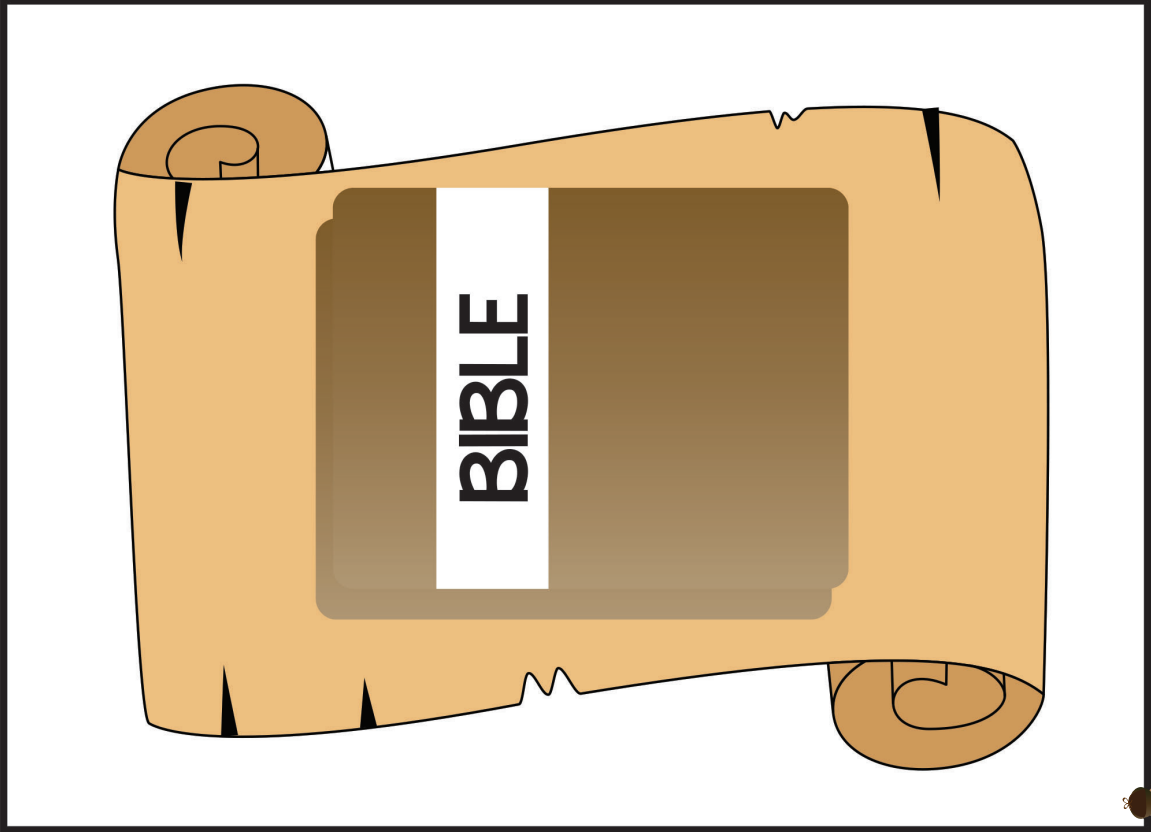
Answers:

1. Which of these things did Grandma Lois and Mother Eunice **NOT** give to Timothy? *The zebra.*
2. Which of these things did they think was most important of all? *God's Word, the Bible.*

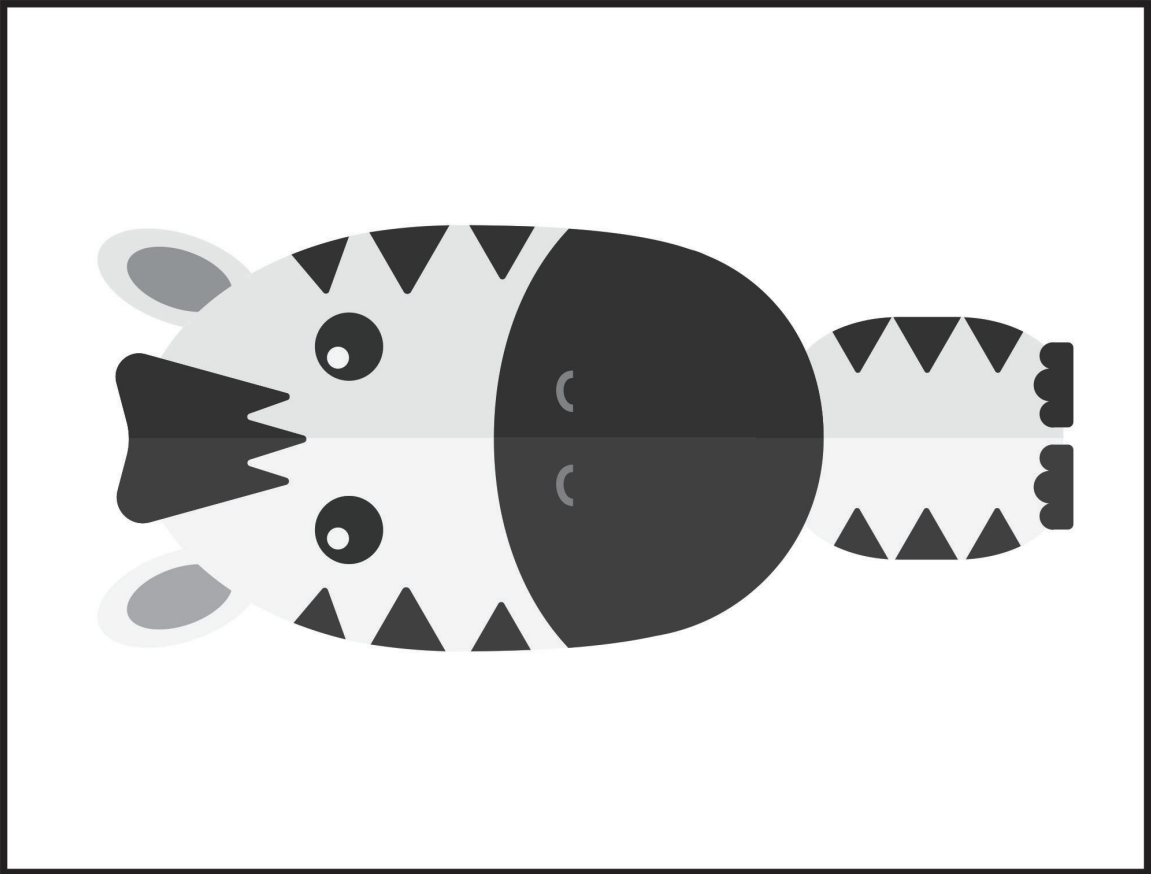
**For You and Me:**

Like Timothy, we have people who love us and who give us many good things. But of everything we can ever have, learning God's Word, the Bible is the most important of all. Ask them to help you learn God's Word.



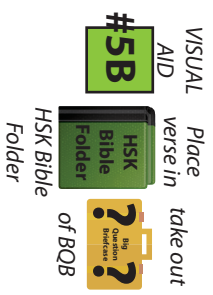


God's Word, the Bible



Zebra






HSK 2 Lesson 3 Listening Assignment Clue Picture 1 for kids



HSK 2 Lesson 3 Listening Assignment Clue Picture 2 for kids



Clothes



Food



HSK 2 Lesson 3 Listening Assignment Clue Picture 3 for kids




HSK 2 Lesson 3 Listening Assignment Clue Picture 4 for kids

VISUAL  
AID

Place  
verse in  
take out



HSK Bible  
Folder  
of BQB



# Detective Dan's Listening Assignment #4

# Detective Dan's Listening Assignment #4



Hi, Hide 'n' Seek Kids!

I'm still working on the case called:

"The Case of the Women's Best Gift."

I need to find out:

1. Who did Grandma Lois and Mother Eunice want Timothy to know and love most of all?

AND

2. What book did they thank God for giving to them?

Can you help me? Listen carefully to the story and you might just hear the answers!

Thanks!

Detective Dan

***Then say,*** "Ok, Hide 'n' Seekers! Put on your best listening ears and see if you can find the answers to Detective Dan's questions. When I finish telling the story, we will see if we can answer all of his questions."

*Read the Bible Truth story, putting up the storyboard pictures as you tell it.*

*At the end of the story, repeat the questions and lead the children in answering them. Present the gospel and close in prayer.*

\*Answers to assignment questions, the gospel and ACTS prayer are also included at the end of the story text.\*

Answers:

1. Who did Grandma Lois and Mother Eunice want Timothy to know and love most of all? God.

2. What book did they thank God for giving to them? The Bible, God's Word.

**For You and Me:**

God is the best person we can know and love, too. God can use His Word to do wonderful things in our hearts, too. Grandma Lois, Mother Eunice and Timothy knew this. Let's thank God for His Word, the Bible. Let's ask Him to use it to do wonderful things in our hearts, too.

VISUAL  
AID

Place  
verse in  
take out



HSK Bible  
Folder  
HSK Bible  
Folder  
of BQB



# Detective Dan's Listening Assignment #5

# Detective Dan's

## Listening Assignment #5



Hi, Hide 'n' Seek Kids!

I'm still working on the case called:

“The Case of the Women's Best Gift.”

I need to find out:

**1. What happened in Timothy's heart as he listened to God's Word, the Bible?**

**AND**

**2. What good news from the Bible did Timothy preach about when he grew up?**

**Can you help me? Listen carefully to the story and you might just hear the answers!**

Thanks!

Detective Dan

***Then say.*** “Ok, Hide 'n' Seekers! Put on your best listening ears and see if you can find the answers to Detective Dan's questions. When I finish telling the story, we will see if we can answer all of his questions.”

*Read the Bible Truth story, putting up the storyboard pictures as you tell it.*

*At the end of the story, repeat the questions and lead the children in answering them. Present the gospel and close in prayer.*

\*Answers to assignment questions, the gospel and ACTS prayer are also included at the end of the story text.\*

Answers:

**1. What happened in Timothy's heart as he listened to God's Word, the Bible?** God worked in his heart. He turned away from his sins and trust in Jesus as his Savior. Then God kept working in his heart, changing him in wonderful ways, more and more.


**2. What good news from the Bible did Timothy preach about when he grew up?** God will forgive us our sins and make us His people when we repent and trust in Jesus as our Savior.

**For You and Me:**

God can use His perfect Word, the Bible, to help us know Him and to change us in wonderful ways. Jesus can save us from our sins and make us God's people, too, when we repent of our sins and trust in Him as our Savior.



# “The Case of the Women’s Best Gift” | Timothy



## Detective Dan’s Listening Assignment #1

1. Who are the women in our story?
2. What was their best gift and who did they give it to?



## Detective Dan’s Listening Assignment #2

Psalms 18:30,46, ESV:

“This God—His ways are perfect. The word of the LORD proves true. The Lord lives, and blessed be my rock, and exalted be the God of my salvation.”

1. Who in our story knew that God and His Word were perfect?
2. Who did they teach God’s Word to?

(more listening and discussion questions are included in the curriculum at [praisefactory.org](http://praisefactory.org))

**I. Grandma Lois and Mother Eunice loved the Bible.**

**The Bible told them about God. It worked in their hearts. It helped them know God and live for Him!**

**They knew there was NO BOOK like the Bible! It alone was God's Word! It was always true.**



**I. Grandma Lois and Mother Eunice loved the Bible. The Bible told them about God. It worked in their hearts. It helped them know God and live for Him! They knew there was NO BOOK like the Bible! It alone was God's Word! It was always true.**

**2. Mother Eunice had a little boy named Timothy.**

**Grandma Lois and Mother Eunice loved Timothy and took good care of him. They gave him good things, like food, clothes, a bed, and even chores to do.**



2. Mother Eunice had a little boy named Timothy. Grandma Lois and Mother Eunice loved Timothy and took good care of him. They gave him good things, like food, clothes, a bed, and even chores to do.

**3. Most of all, Grandma Lois and Mother Eunice wanted Timothy to know and love God. They wanted Timothy to turn away from his sins and trust in Jesus as his Savior.**

**So, they taught Timothy about God and the good news of Jesus from the the book like NONE OTHER--the Bible!**



3. Most of all, Grandma Lois and Mother Eunice wanted Timothy to know and love God. They wanted Timothy to turn away from his sins and trust in Jesus as his Savior. So, they taught Timothy about God and the good news of Jesus from the the book like **NONE OTHER--the Bible!**

**4. From the Bible, Grandma Lois and Mother Eunice taught Timothy:  
“Long ago, God created the whole world. God gave us His good laws  
to live by, but we have all chosen to disobey them. We need a Savior  
to save us from our sins. God sent that Savior--it's Jesus!”**

**“Timothy, we hope you will ask Jesus to forgive your sins. We hope  
you will trust in Him as your Savior, and live your life for Him. There's  
nothing better than knowing God and living for Him,” they told him.**






4. From the Bible, Grandma Lois and Mother Eunice taught Timothy: "Long ago, God created the whole world. God gave us His good laws to live by, but we have all chosen to disobey them. We need a Savior to save us from our sins. God sent that Savior--it's Jesus! Timothy, we hope you will ask Jesus to forgive your sins. We hope you will trust in Him as your Savior, and live your life for Him. There's nothing better than knowing God and living for Him," they told him.


**5. As Timothy listened to God's Word, God worked in his heart. Timothy turned away from his sins and trusted in Jesus as his Savior.**

**And that was just the beginning. Timothy kept on learning God's Word, and as he did, he grew to know and love God more and more.**



5. As Timothy listened to God's Word, God worked in his heart. Timothy turned away from his sins and trusted in Jesus as his Savior. And that was just the beginning. Timothy kept on learning God's Word, and as he did, he grew to know and love God more and more.


**6. Timothy, the little boy, grew up and up and up until he become Timothy, the man. Now, he had a heart full of love for God, His Word, and His people.**



6. Timothy, the little boy, grew up and up and up until he became Timothy, the man. Now, he had a heart full of love for God, His Word, and His people.

**7. A grown-up man needs a grown-up job.**

**God gave Timothy the job of being a pastor to God's people. He taught them God's Word. He wanted to help them love God and live for Him, too.**



7. A grown-up man needs a grown-up job. God gave Timothy the job of being a pastor to God's people. He taught them God's Word. He wanted to help them love God and live for Him, too.

**8. Grandma Lois and Mother Eunice were so happy!**

**Not only did Timothy love God, His Word, and His people, but now God was using Timothy to teach God's Word to others, too.**






**8. Grandma Lois and Mother Eunice were so happy! Not only did Timothy love God, His Word, and His people, but now God was using Timothy to teach God's Word to others, too.**

HSK 2

# “The Case of the Women’s Best Gift” | Timothy

# SOLVED



## Detective Dan’s Listening Assignment #1

1. Who are the women in our story? Grandma Lois and Mother Eunice.
  2. What was their best gift and who did they give it to? Their best gift was teaching God’s Word and the good news of Jesus. They taught it to Timothy, Mother Eunice’s son.
- For You and Me:  
Timothy learned God’s truths in the Bible and so are you... right now! God used His Word, the Bible, to work in Timothy’s heart and help him trust in Jesus as His Savior. God can use His Word to work inside of us, too.



## Detective Dan’s Listening Assignment #2

- Psalms 18:30,46, ESV:  
“This God—His ways are perfect. The word of the LORD proves true. The Lord lives, and blessed be my rock, and exalted be the God of my salvation.”
1. Who in our story knew that God and His Word were perfect? Grandma Lois and Mother Eunice.
  2. Who did they teach God’s Word to? Timothy.

For You and Me:  
God is the living God! He and His Word, the Bible, are still perfect! God’s Word will always prove true. We can trust in God and His Word, just like Grandma Lois, Mother Eunice and Timothy did!

HSK 2

Our Bible Truth is:

What's So Special about the Bible?  
It Alone Is God's Word!

# The Gospel

The Bible tells us so many good and important things. But the very best thing it tells us, is how we can be saved from our sins.

The Bible tells us that, even though we are sinners who deserve God's punishment for our sins, God sent His Son, Jesus, to save us. Jesus lived a perfect life. Then, He offered it up to God as full payment for the sins of God's people, as He suffered and died on the cross. On Day Three, Jesus rose up from the dead. He had really beaten sin and death for God's people!

We can become God's people, too, when we turn away from disobeying God (repent) and trust in Jesus as our Savior. Ask God to help you do this. He loves to answer this prayer!



HSK 3

# A Prayer

**A** We praise you, God. You are perfect, and everything You tell us always proves true.

**C** God, we know You are perfect and everything You say is true, but too many times we still don't trust You or obey Your Word. Please forgive us! We need Jesus to be our Savior!

**T** Thank You for giving us Your words, written down perfectly in the Bible. Thank You that we can always know what is right and true when we read the Bible. And thank You for all the wonderful things You tell us in the Bible, especially the stories about Jesus.

**S** Work deep inside our hearts. Help us to turn away from our sins and trust in Jesus as our Savior. Help us to want to read Your Word. Help us to know You better from what we learn. Help us to go and tell others how they can learn about You in Your wonderful Word, the Bible.

In Jesus' name we pray. Amen.



HSK 2



# Hide 'n' Seek Kids

## Unit 3 Visual Aids



## About Hide 'n' Seek Kids Visual Aids

### How Are They Used?



The Hide 'n' Seek Kids Visual Aids book is a companion resource to be used alongside the Hide 'n' Seek Kids Core Curriculum book for each unit. These colorful pictures are used in presenting the key concepts; telling the Bible stories; and, in playing the Bible Story Review games.

### What Do They Include?



**There are four different resources included in this book:**

- 1. Key Concept Visual Aids**-- colorful signs of the Big Question and Answer, the Bible Truth, the Bible verse, and the Listening Assignments to use with the 3 lessons for each Bible Truth.
- 2. The Story Scenes, themselves.** Notice that each scene is numbered and that there is a brief summary of the story that corresponds to the picture. You can actually just tell the story in a simple way by using only the text at the bottom of each Story Scene.
- 3. Directions** for making the Hide 'n' Seek Kids "Bible" Folder and the **back/front images** to paste in place when making it. (Larger back/front images are found online with the curriculum.)
- 4. Directions** for how to make a homemade flannelgraph storyboard and sturdy Story Scene pictures are found in the back of this book.

### Ready, Set, Rip It Out!



This book is meant to be ripped up and made into your visual aids. The key concept signs can be cut out and laminated or slipped into sheet protectors. The Story Scenes can be put in sheet protectors or laminated, too.

### Store It!



Hide 'n' Seek Kids is a curriculum that can be used over and over. Store your visual aids and storyboard pictures after using them and they will serve you for many years. We store ours in manilla envelopes and then put them (along with all the rest of the curriculum) in magazine files, labelled by Bible Truth. If you have multiple classes using the curriculum, store each set of resources in separate manilla envelopes. This will make prep much simpler, second time around.

### Replacement Story Scene Pictures



You can always purchase this book again or simply go online and print out any scenes that go missing.

### Other Options



You can also choose to tell the story in a more traditional flannelgraph way by using your own flannelgraph figures or by purchasing/free downloading the Storyboard Pictures (large and small format size available). This is more complex and requires more preparation, but some love it. And, it does allow for kids to interact more by helping to place pictures up on the board as you tell the story.

---

## Unit 3 Overview of Key Concepts

---

### UNIT 3: The Good News of God, the Gospel

**Unit Big Question (and Answer):** “What’s the Gospel? It’s Salvation through Faith in Jesus Christ!”

#### Meaning:

Gospel means “good news.” In the Bible, the gospel is the good news that God sent His Son, Jesus, to save sinners like you and me from the punishment we deserve for our sins. Jesus did this when He suffered and died on the cross, giving His perfect life as the full payment for our sins. This salvation is for all who turn away from their sins and trust in Jesus as their Savior. It is a gift God offers to us, too. Now that is good news, indeed!

### Unit 3 Bible Verse: John 3:16 ESV

“For God so loved the world, that he gave his only Son, that whoever believes in him should not perish but have eternal life.”

#### Meaning:

How great is God’s love for sinners like you and me, that He would send His own Son, Jesus, to suffer and die for us! Now, all who turn from their sins and trust in Jesus as their Savior will not perish. They will not receive the punishment they deserve for their sins. Jesus has already paid for their sins when He died on the cross. Because of what Jesus has done for them, these people will enjoy eternal life with God. Here on earth, they will know God in their hearts and His care in their lives. And when they die, they will go to be with Him forever! God offers us eternal life, too, when we turn away from our sins and trust in Jesus as our Savior.

### Unit 3 ACTS Prayer

- A** We praise You, God. You love us so much! You, Yourself, have chosen to send a Savior to save us!
- C** God, in our heart, we know that You are God and that we should obey You, but many times we don’t. We are all sinners who deserve Your punishment for disobeying You. Oh, how we need a Savior!
- T** Thank You for sending Your dear Son, Jesus to be that Savior. Thank You for making the way for our sins to be forgiven.
- S** Work deep inside our hearts. Help us to turn away from our sins and trust in Jesus as our Savior. Help us to know You and live for You. Help us to go and tell others the good news of the gospel, too.

In Jesus’ name we pray. Amen.

### Unit 3 Story

#### The Case of the Stranger’s Very Good News

*Acts 8:1-8*

### Songs Used in Unit 3 *listen to or download songs for free at <https://praisefactory.org>: Hide n Seek Kids Music page*

Big Q & A 3 Song

Big Question 3 Song: What’s the Gospel?

Unit 3 Bible Verse Song: For God So Loved the World John 3:16 ESV

*Extra Unit 3 Bible Verse Song: For God So Loved the World John 3:16 ESV (other version)*

*Extra Unit 3 Bible Verse Song: For God So Loved the World John 3:16 ESV (other version)*

Unit 3 Hymn: And Can It Be, v.1 Refrain

Unit 3 Praise Song: I Have Decided to Follow Jesus

---

## Hide 'n' Seek Kids ESV Songs 3 Track Numbers

---

This is a listing of all songs mentioned in the unit curriculum. You may or may not choose to use all of the songs. They are listed in easy-reference order--NOT in the order used in the curriculum.

You may choose to simply burn a CD/load them onto an mp3 device in this order. Or, you may want to do what we do: choose the songs we want to use and create a play list of them in that order. Then, we burn a CD/upload the play list onto an mp3 device. A teacher only has to click forward to the next song, instead of hunting for the right track. The track number have been included as part of the title of each song, so teachers will still have a reference to the track number listed in the curriculum (same as those listed below), even if you change the order on your customized play list.

### SONGS USED EVERY UNIT OF THE CURRICULUM

- 1 The Classroom Song v.1
- 2 The Classroom Song v.2
- 3 The Classroom Song v.3
- 4 The Classroom Song v.4
- 5 Hide 'n' Seek Kids Theme Song
- 6 The Classroom Rules Song
- 7 Let's Pray Song
- 8 The Big Question Box Song
- 9 The Bible Chant Song
- 10 ACTS Prayer Song (Short Version)
- 11 ACTS Prayer Song (Full Version)

#### Why the Extra Songs?

Hide 'n' Seek Kids is a curriculum used by children of different ages. Sometimes one of the other songs is a better fit for your kids. Or, you may simply want to teach them more songs on the same Bible Truth. Use as many or as few as you want.

### UNIT 3: GOD'S GOOD NEWS, THE GOSPEL

- 12 Big Q & A 3 Song
- 13 Big Question 3 Song: What's the Gospel?
- 14,14T Unit 3 Bible Verse Song: For God So Loved the World John 3:16 ESV
- 15 *Extra Unit 3 Bible Verse Song: For God So Loved the World John 3:16 ESV (other version)*
- 16 *Extra Unit 3 Bible Verse Song: For God So Loved the World John 3:16 ESV (other version)*
- 17 Unit 3 Hymn: And Can It Be, v.1 Refrain
- 18 Unit 3 Praise Song: I Have Decided to Follow Jesus

T\* Tidbit Shortened version of the Bible Verse Song

*listen to or download songs for free at <https://praisefactory.org>: Hide n Seek Kids Music page*

**The Case of the Stranger's Very Good News**

Acts 8:1-8

HSK  
Bible  
FolderBig  
Question  
Reference  
of BQB**Story-telling Tips**

Ahead of time:

1. Read the Bible verses and story. Pray!
2. Choose story action cues and/or prepare Story Scenes, if using. (Included in the Visual Aids books)
3. Practice telling story with the Story Scenes, timing your presentation. Shorten, if necessary.

During your presentation:

1. Maintain as much eye contact as possible as you tell the story.
2. Put up Story Scenes/add story action cues as you tell the story. Allow the children to help you put them on the board, if desired.
3. Include the children in your story with a few questions about what they think will happen or words/concepts that might be new to them.
4. Watch the kids for signs that their attention span has been reached. Shorten, if necessary.

**INTRODUCTION/ LISTENING ASSIGNMENTS****“Our story is called: The Case of the Stranger's Very Good News. Here is your listening assignment... ”***Read from Detective Dan's Listening Assignment signs, but questions are summarized below:***Detective Dan's Lesson #1 Listening Assignment:**

As you listen to the story, see if you can figure out:

1. Who ran away from Jerusalem and went to Samaria?
2. What was the good news he brought with him and shared?

**Detective Dan's Lesson #2 Listening Assignment:**

Our Bible verse is John 3:16: "For God so loved the world, that he gave his only Son, that whoever believes in him should not perish but have eternal life."

As you listen to the story, see if you can figure out:

1. Who did God use to tell the world the good news about His Son, Jesus?
2. What happened when they shared the good news?

**Detective Dan's Lesson #3 Listening Assignment:**

I found four clues, but one of them is NOT in the story.

They are: Some enemies; some bags; some sick people; and a horse.

Hold up each of the four pictures for the children to see as you identify them. Better yet, put them up on your flannelgraph board, off to one side.

I need to know:

1. Which three pictures belong in the story and which one does not?
2. How did God use the other three things to spread the good news of Jesus?

**Detective Dan's Lesson #4 Listening Assignment:**

As you listen to the story, see if you can figure out:

1. Philip told the good news of Jesus to the people of what city?
2. What did they confess to God when they heard the gospel?

**Detective Dan's Lesson #5 Listening Assignment:**

As you listen to the story, see if you can figure out:

1. Why was it bad news that the Christians had to leave Jerusalem?
2. What good news did they share with people as they ran away to live in new places?

**Read the questions, THEN SAY,***“Ok, Hide ‘n’ Seekers! Put on your best listening ears and see if you can find the answers to Detective Dan's questions. When I finish telling the story, we'll see what we come up with.”*

**“The Case of the Stranger’s Very Good News” Acts 8:1-8**

*Story with lines separating paragraphs (text in bold, optional interaction cues in italics)*

**“Run! Pack your bags! Get out of town!” The church leaders told the other Christians. “Jerusalem isn’t safe anymore! The enemies of Jesus are after you! They will hurt you and put you in jail if they catch you!” the leaders warned. “So get out of town...NOW!”**

*How fast would you run if you had enemies trying to get you? Run in place and show me!*

**That’s exactly what most of the Christians did. They packed their bags and ran, ran, ran out of town!**

**Oh, what bad news this was! Or was it? Yes, it was BAD news that these Christians had to leave their homes and their friends and everything they knew in Jerusalem. And, it was BAD news that they had enemies who wanted to hurt them. But.... it was GOOD news for the people of the world.**

**Why? Because when those Christians ran away, they took the gospel with them--that wonderful, marvelous, amazing good news about Jesus--and they shared it with everyone they met.**

**Some of the Christians went down the sea and made their home there. And what good news did they tell the people they met there? The gospel--the good news of Jesus!**

**Some went out to dry, deserty lands and made their home there. And what did they tell the people they met there? The gospel--the good news of Jesus!**

**Some went up to the tall mountains and made their home there.**

*Can you pretend to climb up a mountain...carrying your bags with you???*

**And what did they tell the people they met there? The gospel--the good news of Jesus!**

**Some even went far away to other countries. One of these people was a godly man named Philip. Philip went to the land of Samaria to live. And what did he tell the people he met there?**

*Can you tell me...the good news of who? Jesus!*

**You guessed it! The gospel--the good news of Jesus!**

**As Philip told the good news of Jesus, crowds of people gathered around and listened. There were poor people and rich people; sick people and well people; old people and young people. And to all of these people, Philip told the gospel, good news of Jesus. This is what he told them:**

**“God is the good King and Creator of the whole world. He created us and we should obey Him. But instead, we’ve all chosen to disobey Him. Disobeying God is what God calls “sin”; and, we deserve His punishment for our sins against Him. We need a Savior!” Philip told them.**

**“God sent Jesus to be that Savior. Jesus is God’s perfect Son who came to earth to suffer and die on the cross to pay for our sins. Then, on the third day, Jesus rose from the dead, showing that He had beaten sin and death,” Philip shared.**

*Story with lines separating paragraphs (text in bold, optional interaction cues in italics)*

**“Now, everyone who turns away from sinning and trusts in Jesus as their Savior will be saved. God makes them His people. And they will get to know God and live with Him forever! This is the gospel—God’s good news to you. Come, turn from your sins and trust in Jesus as your Savior today!” Philip told them.**

*Have you heard this good news before? It is very good news, isn’t it?*

**“What amazing things this stranger is saying,” the Samaritans thought! “We haven’t heard anything like this before. Could it really be true?” they wondered.**

**Then God did something marvelous to help them know this good news really was true. Philip prayed for God to heal the sick people listening to him preach. And right then and there, without any medicine, or doctor, or hospital, God made them well. By His great power alone!**

**The people of Samaria were even more amazed! God Holy Spirit worked in the hearts of many people as they heard the good news of Jesus and saw God’s mighty power to heal the sick. “Surely this good news is true!” they exclaimed. They turned away from their sins and trusted in Jesus as their Savior. They were saved from their sins! God had made them His people!**

*Let’s clap our hands and say, “Yay” for the good things God did in those people!*

**So, yes, maybe it had been bad news that made Philip run away from Jerusalem. But God had turned that bad news into good news for the people of Samaria. And that made Philip --and them --very, very happy!**

**Cracking the Case:** (story wrap-up for Listening Assignments)

It's time to see how we did with our Listening Assignment.

**Detective Dan's Lesson #1 Listening Assignment:**

As you listen to the story, see if you can figure out:  
**1. Who ran away from Jerusalem and went to Samaria?** Philip.  
**2. What was the good news he brought with him and shared?** God forgives our sins and makes us His people when we turn away from our sins and trust in Jesus as our Savior..

**For You and Me:**

The good news Philip shared wasn't just for the people of Samaria. It's for us, too! God will forgive our sins and make us His people when we turn away from our sins and trust in Jesus as our Savior.. God will help us do this, if we ask Him to. What good news that is!

**Detective Dan's Lesson #2 Listening Assignment:**

Our Bible verse is John 3:16: "For God so loved the world, that he gave his only Son, that whoever believes in him should not perish but have eternal life."

As you listen to the story, see if you can figure out:  
**1. Who did God use to tell the world the good news about His Son, Jesus?** His people--Philip and the other Christians.  
**2. What happened when they shared the good news?** God worked in the hearts of many. They turned from their sins and trusted in Jesus as their Savior.

**For You and Me:**

God still uses His people today to tell others the good news about His Son, Jesus. God has even used them to tell us the good news of Jesus today! We can ask God to work in our hearts and help us to believe the good news of Jesus. We can ask Him to help us to turn away from our sins and trust in Jesus as our Savior.

**Detective Dan's Lesson #3 Listening Assignment:**

I found four clues, but one of them is NOT in the story. They are: Some enemies; some bags; another country; and a horse.

- 1. Which of the three pictures belong in the story and which one does not?** The horse does not belong.
- 2. How did God use the other three things to spread the good news of Jesus?** The Christians packed their bags and left Jerusalem to get away from their enemies who wanted to hurt them. They went to live in many places, even other countries, and told the people there the good news of Jesus.

**For You and Me:**

God has a wonderful plan to tell the whole world the good news of Jesus. He wants everyone to know how their sins can be forgiven and they can become one of His people. And God will use everything as part of this great plan--even very sad things like those believers having to leave their homes. How great is our God! How good and great are His plans!

**Detective Dan's Lesson #4 Listening Assignment:**

As you listen to the story, see if you can figure out:  
**1. Philip told the good news of Jesus to the people of what city?** The city of Samaria.  
**2. What did many people confess to God when they heard the gospel?** They confessed their sins and asked God to forgive their sins....and He did!

**For You and Me:**

Like the people of Samaria, we are sinners who need to confess our sins to God. Like them, we can ask Him to forgive our sins... and He can!

**Detective Dan's Lesson #5 Listening Assignment:**

As you listen to the story, see if you can figure out:  
**1. Why was it bad news that the Christians had to leave Jerusalem?** They had to leave their homes and their friends.  
**2. What good news did they share with people as they ran away to live in new places?** They told them the gospel--how they could become God's people by turning away from their sins and trusting in Jesus as their Savior.

**For You and Me:**

This good news is for us, too. Jesus can save us from our sins and make us God's people, too, when we repent of our sins and trust in Him as our Savior.



**The Gospel** (story wrap-up if NOT using Listening Assignments)**Our Bible Truth is:****What Is the Gospel?****It's Salvation through Faith in Jesus Christ!**

Philip was so happy when the people of Samaria heard the good news of Jesus and believed. That good news is for us, too! We can ask God to work in our heart and help us to turn away from disobeying Him and trust in Jesus as our Savior. When we do, God will forgive our sins and save us! He will live in our heart, helping us to know Him right now. And one day, we will go to live with Him in heaven forever. That will be best of all!

*Close in prayer.*

**Closing Unit 3 ACTS Prayer**

A=Adoration C=Confession T=Thanksgiving S=Supplication

- A** We praise You, God. You love us so much! You, Yourself, have chosen to send a Savior to save us!
- C** God, in our hearts we know that You are God and that we should obey You, but many times we don't. We are all sinners who deserve Your punishment for disobeying You. Oh, how we need a Savior!
- T** Thank You for sending Your dear Son, Jesus to be that Savior. Thank You for making the way for our sins to be forgiven.
- S** Work deep inside our hearts. Help us to turn away from our sins and trust in Jesus as our Savior. Help us to know You and live for You. Help us to go and tell others the good news of the gospel, too. In Jesus' name we pray.

In Jesus' name we pray. Amen.



**BIG QUESTION 3**



# What Is the Gospel?


VISUAL  
AID

#1

take out



of BQB



**ANSWER:**

# It's Salvation through Faith in Jesus Christ!

## The Big Question

*Hold up the Big Question sign for all the children to see,  
and say:*

The Big Question we are investigating today is  
Big Question Number 3:

**What Is the Gospel?**  
and the Answer is:

**It's Salvation through Faith in Jesus Christ!**

### **Meaning:**

Gospel means "good news." In the Bible, the gospel is the good news that God sent His Son, Jesus, to save sinners like you and me from the punishment we deserve for our sins. Jesus did this when He suffered and died on the cross, giving His perfect life as the full payment for our sins. This salvation is for all who turn away from their sins and trust in Jesus as their Savior. It is a gift God offers to us, too. Now that is good news, indeed!

Let's sing our Big Question Song: "

## Big Q & A 3 Song

*HSK ESV Songs 3, track 12*

*(adapted version of "Oh, My Darlin' Clementine")*

What's the gospel?

What's the gospel?

Can you tell me what it is?

It's salvation through faith in Jesus,  
That's what the gospel is. (repeat)

VISUAL  
AID

Place  
verse in  
take out


#2

Big  
Questions  
Bible

HSK  
Bible  
Folder

of BQB

HSK Bible  
Folder



**“For God so loved the world, that he gave his only Son, that whoever believes in him should not perish but have eternal life.” JOHN 3:16**

HSK 3 Bible Verse Picture—front

# Unit 3 Bible Verse

“Who would like to get our Bible verse out of the Big Question Briefcase for me?”

*Choose a child to open the briefcase, take out the “Bible” with the Bible Verse in it and hand it to you. Remove the Bible Verse Picture from the “Bible” (held in place by velcro) and hold it up for all the children to see, then say:*

## **John 3:16**

“For God so loved the world, that he gave his only Son, that whoever believes in him should not perish but have eternal life.”

### **Meaning:**

How great is God’s love for sinners like you and me, that He would send His own Son, Jesus, to suffer and die for us! Now, all who turn from their sins and trust in Jesus as their Savior will not perish. They will not receive the punishment they deserve for their sins. Jesus has already paid for their sins when He died on the cross. Because of what Jesus has done for them, these people will enjoy eternal life with God. Here on earth, they will know God in their hearts and His care in their lives. And when they die, they will go to be with Him forever! God offers us eternal life, too, when we turn away from our sins and trust in Jesus as our Savior.

“We’ve said our Bible verse, now let’s sing it!”

## For God So Loved the World:

### **John 3:16**

*HSKESV Songs 3, track 14, 14T*

For God so loved the world,  
That He gave His only Son,  
That whoever believes in Him  
Shouldn’t perish,  
But have eternal life. (refrain)  
John Three, sixteen.

“Now it’s time to do a bit more deep down investigating. Let’s read Detective Dan wants us to help him figure out. Would someone like to get it out for me?”


VISUAL  
AID

Place  
verse in  
take out



of BQB


HSK Bible  
Folder



# Detective Dan's Listening Assignment #1

# Detective Dan's

## Listening Assignment #1



Hi, Hide 'n' Seek Kids!

I'm working on a brand-new case called:

"The Case of the Stranger's Very Good News."

I need to find out:

1. Who ran away from Jerusalem and went to Samaria?
- AND
2. What was the good news he brought with him and shared?

Can you help me? Listen carefully to the story and you might just hear the answers!

Thanks!

Detective Dan

**Then say,** "Ok, Hide 'n' Seekers! Put on your best listening ears and see if you can find the answers to Detective Dan's questions. When I finish telling the story, we will see if we can answer all of his questions."

*Read the Bible Truth story, putting up the storyboard pictures as you tell it.*

*At the end of the story, repeat the questions and lead the children in answering them. Present the gospel and close in prayer.*

\*Answers to assignment questions, the gospel and ACTS prayer are also included at the end of the story text.\*

Answers:

1. Who ran away from Jerusalem and went to Samaria? Phillip.
2. What was the good news he brought with him and shared? God forgives our sins and makes us His people when we turn away from our sins and trust in Jesus as our Savior..

**For You and Me:**

The good news Phillip shared wasn't just for the people of Samaria. It's for us, too! God will forgive our sins and make us His people when we turn away from our sins and trust in Jesus as our Savior.. God will help us do this, if we ask Him to. What good news that is!



VISUAL  
AID

Place  
verse in



HSK Bible  
Folder

take out  
of BQB



# Detective Dan's Listening Assignment #2

# Detective Dan's

## Listening Assignment #2



Hi, Hide 'n' Seek Kids!

I'm still working on the case called:

**"The Case of the Stranger's Very Good News."**

Our Bible verse is John 3:16:

**"For God so loved the world, that he gave his only Son, that whoever believes in him should not perish but have eternal life."**

I need to find out:

**1. Who did God use to tell the world the good news about His Son, Jesus?**

**AND**

**2. What happened when they shared the good news?**

**Can you help me? Listen carefully to the story and you might just hear the answers!**

**Thanks for your help!**

**Detective Dan**

***Then say,*** "Ok, Hide 'n' Seekers! Put on your best listening ears and see if you can find the answers to Detective Dan's questions. When I finish telling the story, we will see if we can answer all of his questions!"

*Read the Bible Truth story, putting up the storyboard pictures as you tell it.*

*At the end of the story, repeat the questions and lead the children in answering them. Present the gospel and close in prayer.*

\*Answers to assignment questions, the gospel and ACTS prayer are also included at the end of the story text.\*

Answers:

Our Bible verse is John 3:16: "For God so loved the world, that he gave his only Son, that whoever believes in him should not perish but have eternal life."

As you listen to the story, see if you can figure out:

**1. Who did God use to tell the world the good news about His Son, Jesus?** His people--Philip and the other Christians.

**2. What happened when they shared the good news?** God worked in the hearts of many. They turned from their sins and trusted in Jesus as their Savior.

**For You and Me:**

God still uses His people today to tell others the good news about His Son, Jesus. God has even used them to tell us the good news of Jesus today! We can ask God to work in our hearts and help us to believe the good news of Jesus. We can ask Him to help us to turn away from our sins and trust in Jesus as our Savior.

VISUAL  
AID

#5A

Place  
verse in



HSK Bible  
Folder

take out



of BQB



# Detective Dan's Listening Assignment #3

# Detective Dan's

## Listening Assignment #3



Hi, Hide 'n' Seek Kids!

I'm still working on the case called:

**"The Case of the Stranger's Very Good News."**

I found four clues, but one of them is **NOT** in the story.

**They are: Some enemies; some bags; another country; and a horse.**

*Hold up each of the four pictures for the children to see as you identify them. Better yet, put them up on your flannelgraph board, off to one side.*

**I need to know:**

**1. Which of the three pictures belong in the story and which one does not?**

**AND**

**2. How did God use the other three things to spread the good news of Jesus?**

**Can you help me? Listen carefully to the story and you might just hear the answers!**

Thanks!

Detective Dan

***Then say.*** "Ok, Hide 'n' Seekers! Put on your best listening ears and see if you can find the answers to Detective Dan's questions. When I finish telling the story, we will see if we can answer all of his questions."

*Read the Bible Truth story, putting up the storyboard pictures as you tell it.*

*At the end of the story, repeat the questions and lead the children in answering them. Present the gospel and close in prayer.*

\*Answers to assignment questions, the gospel and ACTS prayer are also included at the end of the story text.\*

Answers:

**1. Which of the three pictures belong in the story and which one does not?** The horse does not belong.


**2. How did God use the other three things to spread the good news of Jesus?** The Christians packed their bags and left Jerusalem to get away from their enemies who wanted to hurt them. They went to live in many places, even other countries, and told the people there the good news of Jesus.

**For You and Me:**

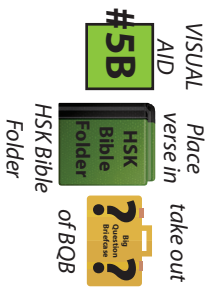
God has a wonderful plan to tell the whole world the good news of Jesus. He wants everyone to know how their sins can be forgiven and they can become one of His people. And God will use everything as part of this great plan—even very sad things like those believers having to leave their homes. How great is our God! How good and great are His plans!



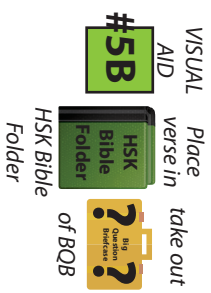
Some Bags



Enemies




HSK 3 Lesson 3 Listening Assignment Clue Picture 2 for kids



HSK 3 Lesson 3 Listening Assignment Clue Picture1 for kids



A Horse



Another Country

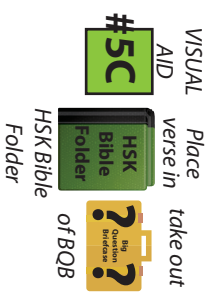


VISUAL AID

Place  
verse in

take out

HSK 3 Lesson 3 Listening Assignment Clue Picture 4 for kids



VISUAL AID

Place  
verse in

take out

HSK 3 Lesson 3 Listening Assignment Clue Picture 3 for kids




VISUAL  
AID

Place  
verse in  
take out



HSK Bible  
Folder  
of BQB



# Detective Dan's Listening Assignment #4

# Detective Dan's Listening Assignment #4



Hi, Hide 'n' Seek Kids!

I'm still working on the case called:

"The Case of the Stranger's Very Good News."

I need to find out:

1. Philip told the good news of Jesus to the people of what city?

AND

2. What did many people confess to God when they heard the gospel?

Can you help me? Listen carefully to the story and you might just hear the answers!

Thanks!

Detective Dan

***Then say.*** "Ok, Hide 'n' Seekers! Put on your best listening ears and see if you can find the answers to Detective Dan's questions. When I finish telling the story, we will see if we can answer all of his questions."

*Read the Bible Truth story, putting up the storyboard pictures as you tell it.*

*At the end of the story, repeat the questions and lead the children in answering them. Present the gospel and close in prayer.*

\*Answers to assignment questions, the gospel and ACTS prayer are also included at the end of the story text.\*

Answers:

1. **Philip told the good news of Jesus to the people of what city?** The city of Samaria.

2. **What did many people confess to God when they heard the gospel?** They confessed their sins and asked God to forgive their sins....and He did!

**For You and Me:**

Like the people of Samaria, we are sinners who need to confess our sins to God. Like them, we can ask Him to forgive our sins... and He can!

VISUAL  
AID

Place  
verse in  
take out

#7



HSK Bible  
Folder  
of BQB



# Detective Dan's Listening Assignment #5

# Detective Dan's

## Listening Assignment #5



Hi, Hide 'n' Seek Kids!

I'm still working on the case called:

“The Case of the Stranger's Verry Good News.”

I need to find out:

1. Why was it bad news that the Christians had to leave Jerusalem?
- AND
2. What good news did they share with people as they ran away to live in new places?

Can you help me? Listen carefully to the story and you might just hear the answers!

Thanks!

Detective Dan

***Then say.*** “Ok, Hide 'n' Seekers! Put on your best listening ears and see if you can find the answers to Detective Dan's questions. When I finish telling the story, we will see if we can answer all of his questions.”

*Read the Bible Truth story, putting up the storyboard pictures as you tell it.*

*At the end of the story, repeat the questions and lead the children in answering them. Present the gospel and close in prayer.*

\*Answers to assignment questions, the gospel and ACTS prayer are also included at the end of the story text.\*


Answers:

1. **Why was it bad news that the Christians had to leave Jerusalem?** They had to leave their homes and their friends.
2. **What good news did they share with people as they ran away to live in new places?** They told them that they can become God's people when they turn away from their sins and trust in Jesus as their Savior.

**For You and Me:**

They told them the gospel--how they could become God's people by turning away from their sins and trusting in Jesus as their Savior.

# “The Case of the Stranger’s Very Good News” Acts 8:1-8



## Detective Dan’s Listening Assignment #1

1. Who ran away from Jerusalem and went to Samaria?
2. What was the good news he brought with him and shared?



## Detective Dan’s Listening Assignment #2

John 3:16, ESV:

“For God so loved the world, that he gave his only Son, that whoever believes in him should not perish but have eternal life.”

1. Who did God use to tell the world the good news about His Son, Jesus?
2. What happened when they shared the good news?

(more listening and discussion questions are included in the curriculum at [praisefactory.org](http://praisefactory.org))

**I. “Run away! Jerusalem isn’t safe anymore!” the church leaders told the believers. “The enemies of Jesus are after you! They will hurt you and put you in jail,” they warned.**

**So, most of the Christians packed their bags and ran, ran, ran out of town!**



I. "Run away! Jerusalem isn't safe anymore!" the church leaders told the believers. "The enemies of Jesus are after you! They will hurt you and put you in jail," they warned. So, most of the Christians packed their bags and ran, ran, ran out of town!

**2. Some Christians went down the sea and made their home there.  
And what good news did they tell the people they met?**

**The gospel--the good news of Jesus!**





2. Some Christians went down the sea and made their home there. And what good news did they tell the people they met? The gospel--the good news of Jesus!

**3. Some went out to dry, deserty lands and made their home there.  
And what did they tell the people they met there?**

**The gospel--the good news of Jesus!**



3. Some went out to dry, deserty lands and made their home there. And what did they tell the people they met there? The gospel--the good news of Jesus!

**4. Some went up to the tall mountains and made their home there.  
And what did they tell the people they met there?**


**The gospel--the good news of Jesus!**



**4. Some went up to the tall mountains and made their home there. And what did they tell the people they met there? The gospel--the good news of Jesus!**

**5. Some even went to live in other countries. Philip was one of these. He went to the land of Samaria. And what did he tell the people?**

**You guessed it! The gospel, the good news of Jesus.**



5. Some even went to live in other countries. Philip was one of these. He went to the land of Samaria. And what did he tell the people? You guessed it! The gospel, the good news of Jesus.

## **6. This is the good news Philip shared:**

**“God is the good King and Creator of the whole world. He created us and we should obey Him. But instead, we’ve all chosen to disobey Him. That’s sin. We all deserve His punishment for our sins against Him. We need a Savior!” Philip said.**

**“God sent Jesus to be that Savior. Jesus is God’s perfect Son who came to earth to suffer and die on the cross to pay for our sins. Then, on the third day, Jesus rose from the dead. He had beaten sin and death,” Philip told.**

**“Turn away from your sins! Ask Jesus to be your Savior!” He urged them.**





6. This is the good news Philip shared: “God is the good King and Creator of the whole world. He created us and we should obey Him. But instead, we’ve all chosen to disobey Him. That’s sin. We all deserve His punishment for our sins against Him. We need a Savior!” Philip said. “God sent Jesus to be that Savior. Jesus is God’s perfect Son who came to earth to suffer and die on the cross to pay for our sins. Then, on the third day, Jesus rose from the dead. He had beaten sin and death,” Philip told. “Turn away from your sins! Ask Jesus to be your Savior!” He urged them.

**7. God did amazing things as Philip shared about Jesus. Many sick people were healed by God's power.**

**But best of all, the Holy Spirit worked in the hearts of many as they heard the gospel. He helped them turn away from their sins and trust in Jesus as their Savior.**

**What a happy day for Philip and these new believers! The gospel really was such good news!**



7. God did amazing things as Philip shared about Jesus. Many sick people were healed by God's power. But best of all, the Holy Spirit worked in the hearts of many as they heard the gospel. He helped them turn away from their sins and trust in Jesus as their Savior. What a happy day for Philip and these new believers! The gospel really was such good news!

HSK 3

# SOLVED



## Detective Dan’s Listening Assignment #1

1. Who ran away from Jerusalem and went to Samaria?  
Philip.
  2. What was the good news he brought with him and shared?  
That God forgives our sins and makes us His people, when we turn away from our sins and trust in Jesus as our Savior.
- For You and Me:  
The good news Philip shared wasn’t just for the people of Samaria. It’s for us, too! God will forgive our sins and make us His people, when we turn away from our sins and trust in Jesus as our Savior. God will help us do this, if we ask Him to. What good news that is!



## Detective Dan’s Listening Assignment #2

John 3:16, ESV

“For God so loved the world, that he gave his only Son, that whoever believes in him should not perish but have eternal life.”

1. Who did God use to tell the world the good news about His Son, Jesus?  
His people--Philip and the other Christians.
2. What happened when they shared the good news? God worked in the hearts of many. They turned from their sins and trusted in Jesus as their Savior.

For You and Me:

God still uses His people today to tell others the good news about His Son, Jesus. God has even used them to tell us the good news of Jesus today! We can ask God to work in our hearts and help us to believe the good news of Jesus. We can ask Him to help us to turn away from our sins and trust in Jesus as our Savior. He loves to do this!

HSK 3

**Our Bible Truth is:  
What Is the Gospel?**

**It's Salvation through Faith in Jesus Christ!**

# The Gospel



Philip was so happy when the people of Samaria heard the good news of Jesus and believed. That good news can be for us, too!

You see, we have all disobeyed God and deserve His punishment, but Jesus came to take the punishment for sins when He died on the cross. His perfect life paid for them all! He rose from the dead on Day Three, proving He had really beaten sin and death.

Jesus can be our Savior when we turn away from our sins and trust in Him as our Savior. When we do, God will forgive our sins and save us! He will live in our heart, helping us to know Him right now. And one day, we will go to live with Him in heaven forever. That will be

best of all!



HSK 3



# A Prayer

**A** We praise you, God. You love us so much! You, Yourself, have chosen to send a Savior to save us!

**C** God, in our heart we know that You are God and that we should obey You, but many times we don't. We are all sinners who deserve Your punishment for disobeying You. Oh, how we need a Savior!

**T** Thank You for sending Your dear Son, Jesus to be that Savior. Thank You for making the way for our sins to be forgiven.

**S** Work deep inside our hearts. Help us to turn away from our sins and trust in Jesus as our Savior. Help us to know You and live for You. Help us to go and tell others the good news of the gospel, too.

In Jesus' name we pray. Amen.



HSK 3

# Hide 'n' Seek Kids

## Unit 4 Visual Aids



## About Hide 'n' Seek Kids Visual Aids

### How Are They Used?



The Hide 'n' Seek Kids Visual Aids book is a companion resource to be used alongside the Hide 'n' Seek Kids Core Curriculum book for each unit. These colorful pictures are used in presenting the key concepts; telling the Bible stories; and, in playing the Bible Story Review games.


### What Do They Include?



**There are four different resources included in this book:**

- 1. Key Concept Visual Aids**-- colorful signs of the Big Question and Answer, the Bible Truth, the Bible verse, and the Listening Assignments to use with the 3 lessons for each Bible Truth.
- 2. The Story Scenes, themselves.** Notice that each scene is numbered and that there is a brief summary of the story that corresponds to the picture. You can actually just tell the story in a simple way by using only the text at the bottom of each Story Scene.
- 3. Directions** for making the Hide 'n' Seek Kids "Bible" Folder and the **back/front images** to paste in place when making it. (Larger back/front images are found online with the curriculum.)
- 4. Directions** for how to make a homemade flannelgraph storyboard and sturdy Story Scene pictures are found in the back of this book.

### Ready, Set, Rip It Out!



This book is meant to be ripped up and made into your visual aids. The key concept signs can be cut out and laminated or slipped into sheet protectors. The Story Scenes can be put in sheet protectors or laminated, too.

### Store It!



Hide 'n' Seek Kids is a curriculum that can be used over and over. Store your visual aids and storyboard pictures after using them and they will serve you for many years. We store ours in manilla envelopes and then put them (along with all the rest of the curriculum) in magazine files, labelled by Bible Truth. If you have multiple classes using the curriculum, store each set of resources in separate manilla envelopes. This will make prep much simpler, second time around.

### Replacement Story Scene Pictures



You can always purchase this book again or simply go online and print out any scenes that go missing.

### Other Options



You can also choose to tell the story in a more traditional flannelgraph way by using your own flannelgraph figures or by purchasing/free downloading the Storyboard Pictures (large and small format size available). This is more complex and requires more preparation, but some love it. And, it does allow for kids to interact more by helping to place pictures up on the board as you tell the story.

---

## Unit 4 Overview of Key Concepts

---

### UNIT 4: The God Like None Other

**Unit Big Question (and Answer):** “Can Anybody Tell Me What the LORD Is Like? He’s Not Like Anyone Else!”

#### Meaning:

There are many gods that people worship, but none is like the LORD. He is the one, true God. He’s not like anyone else! He’s always been alive--and He will never die. He’s completely good and loving. He’s all-powerful and all-wise. And that’s just the beginning of what the LORD is like. He is so great! There will always be more of Him to know.

### Unit 4 Bible Verse: 1 Kings 8:23

“O LORD...there is no God like you, in heaven above or on earth beneath.”

#### Meaning:

The LORD is God’s name. He is the one, true God. There is no one like Him, in heaven or earth. Let’s praise Him!

### Unit 4 ACTS Prayer

- A** We praise You, God. You are the one, true God in heaven above and here on earth.
- C** God, in our heart, we know that You are God and that we should obey You, but many times we don’t want to. Please forgive us. We need a Savior!
- T** Thank You for not just being good and great, but being so good and so great to people like us! Thank You for caring about us so much and for wanting us to know You. And thank You for sending Jesus to be our Savior.
- S** Work deep inside our hearts. Help us to turn away from our sins and trust in Jesus as our Savior. Help us to know You and live for You. Help us to go and tell others what we’ve learned about You, the one, true God. In Jesus’ name we pray. Amen.

### Unit 4 Story

#### The Case of the Big Showdown

*Exodus 1-12*

**Songs Used in Unit 4** *listen to or download songs for free at <https://praisefactory.org>: Hide n Seek Kids Music page*

Big Q & A 4 Song

Big Question 4 Song: Can Anybody Tell Me What the LORD Is Like?

Inspector Graff’s Rap: The ABC’s of God

Unit 4 Bible Verse Song: O, O, Lord 1 Kings 8:23, ESV

*Extra Unit 4 Bible Verse Song: In Heaven Above Kings 8:23, ESV (short version)*

*Extra Unit 4 Bible Verse Song: In Heaven Above Kings 8:23, ESV (full version)*

*Extra Unit 4 Bible Verse Song: In Heaven Above or Earth Beneath Kings 8:23, ESV (other version)*

Unit 4 Hymn: Praise Him, Praise Him, All Ye Little Children

Unit 4 Praise Song: God Is So Good

---

## Hide 'n' Seek Kids ESV Songs 4 Track Numbers

---

This is a listing of all songs mentioned in the unit curriculum. You may or may not choose to use all of the songs. They are listed in easy-reference order--NOT in the order used in the curriculum. You may choose to simply burn a CD/load them onto an mp3 device in this order. Or, you may want to do what we do: choose the songs we want to use and create a play list of them in that order. Then, we burn a CD/upload the play list onto an mp3 device. A teacher only has to click forward to the next song, instead of hunting for the right track. The track number have been included as part of the title of each song, so teachers will still have a reference to the track number listed in the curriculum (same as those listed below), even if you change the order on your customized play list.

### SONGS USED EVERY UNIT OF THE CURRICULUM

- 1 The Classroom Song v.1
- 2 The Classroom Song v.2
- 3 The Classroom Song v.3
- 4 The Classroom Song v.4
- 5 Hide 'n' Seek Kids Theme Song
- 6 The Classroom Rules Song
- 7 Let's Pray Song
- 8 The Big Question Box Song
- 9 The Bible Chant Song
- 10 ACTS Prayer Song (Short Version)
- 11 ACTS Prayer Song (Full Version)

#### Why the Extra Songs?

Hide 'n' Seek Kids is a curriculum used by children of different ages. Sometimes one of the other songs is a better fit for your kids. Or, you may simply want to teach them more songs on the same Bible Truth. Use as many or as few as you want.

### UNIT 4: THE GOD LIKE NONE OTHER

- 12 Big Q & A 4 Song
- 13 Big Question 4 Song: Can Anybody Tell Me What the LORD Is Like?
- 14 Inspector Graff's Rap: The ABC's of God
- 15,15T Unit 4 Bible Verse Song: O, O, LORD 1 Kings 8:23, ESV
- 16 *Extra Unit 4 Bible Verse Song: In Heaven Above Kings 8:23, ESV (short version)*
- 17 *Extra Unit 4 Bible Verse Song: In Heaven Above Kings 8:23, ESV (full version)*
- 18 *Extra Unit 4 Bible Verse Song: In Heaven Above or Earth Beneath Kings 8:23, ESV (other version)*
- 19 Unit 4 Hymn: Praise Him, Praise Him, All Ye Little Children
- 20 Unit 4 Praise Song: God Is So Good

T\* Tidbit Shortened version of the Bible Verse Song

*listen to or download songs for free at <https://praisefactory.org>: Hide n Seek Kids Music page*

**The Case of the Big Showdown**

*Exodus 1-12*



**Story-telling Tips**

Ahead of time:

1. Read the Bible verses and story. Pray!
2. Choose story action cues and/or prepare Story Scenes, if using. (Included in the Visual Aids books)
3. Practice telling story with the Story Scenes, timing your presentation. Shorten, if necessary.

During your presentation:

1. Maintain as much eye contact as possible as you tell the story.
2. Put up Story Scenes/add story action cues as you tell the story. Allow the children to help you put them on the board, if desired.
3. Include the children in your story with a few questions about what they think will happen or words/concepts that might be new to them.
4. Watch the kids for signs that their attention span has been reached. Shorten, if necessary.

**INTRODUCTION/ LISTENING ASSIGNMENTS**

**“Our story is called: The Case of the Big Showdown. Here is your listening assignment... ”**

*Read from Detective Dan’s Listening Assignment signs, but questions are summarized below:*

**Detective Dan’s Lesson #1 Listening Assignment:**

As you listen to the story, see if you can figure out:

1. A showdown is like a fight to see who’s the best. Who won the showdown in this story?
2. What did He prove when He won?

**Detective Dan’s Lesson #2 Listening Assignment:**

Our Bible verse is 1 Kings 8:23: “O LORD... there is no God like you in heaven above or on earth beneath.”

As you listen to the story, see if you can figure out:

1. Who didn’t believe the LORD was the one, true God in our story?
2. How did the LORD show that He really was the one, true God?

**Detective Dan’s Lesson #3 Listening Assignment:**

I found four clues, but one of them is NOT in the story.

They are: A rug; A frog; A king (Pharaoh); and Moses.

Hold up each of the four pictures for the children to see as you identify them. Better yet, put them up on your flannelgraph board, off to one side.

I need to know:

1. Which three pictures belong in the story and which one does not?
2. How did the LORD use three things to show He was the one, true God?

**Detective Dan’s Lesson #4 Listening Assignment:**

As you listen to the story, see if you can figure out:

1. Who did the LORD prove He was in our story?
2. What was something God’s people asked the LORD for and He answered their prayers?

**Detective Dan’s Lesson #5 Listening Assignment:**

As you listen to the story, see if you can figure out:

1. Who did the LORD save His people from in our story?
2. What would He send Jesus to save His people from one day?

**Read the questions, THEN SAY,**

“Ok, Hide ‘n’ Seekers! Put on your best listening ears and see if you can find the answers to Detective Dan’s questions. When I finish telling the story, we’ll see what we come up with.”

**"The Case of the Big Showdown" Exodus 1-12**

*Story with lines separating paragraphs (text in bold, optional interaction cues in italics)*

**God's people were very sad.**

*What do you look like when you are sad? Can you show me?*

**A mighty, mean king was hurting them. He made them work too hard. He didn't take care of them. He wouldn't let them go home.**

**"Help us, LORD! Help us! DO SOMETHING!" God's people cried out.**

*Can you help God's people cry out? Say, "Help us, LORD! Help us! DO SOMETHING!"*

**The LORD heard the people. He saw what the mighty, mean king did. He knew how sad His people were and He DID something! He sent Moses and Aaron to rescue them.**

*"What do you think the LORD did?"*

**The LORD told Moses and Aaron to talk to the king. "The LORD says: 'Let My people go!' they told the king.**

*Can you tell the mean king the LORD's message? Say: "Let My people go!"*

**But the mighty, mean king did NOT think the LORD was any god at all. He said, "No!" to Moses. "I will not let them go! Instead, I will make the people sadder. I will make them work harder." And he did just that.**

**Now God's people were even sadder! They worked even harder and hurt even more! There was only one thing to do: "Help us, LORD!" Moses and the people cried out to God. "Help us! DOOOOOO SOMETHING!"**

*The people were really, REALLY sad now. Let's cry out to God even louder with them: "Help us, LORD! Help us! DOOOOO SOMETHING!"*

**The LORD heard the people. He saw what the mighty, mean king did. He knew how sad His people were... and He did something AGAIN!**

*"What do you think the LORD did now?"*

**The LORD sent sad things upon the mighty, mean king, his people, and his land... but He protected His people from them all. This would show EVERYONE that the LORD was the One, True God. This would make the king free God's people.**



*Story with lines separating paragraphs (text in bold, optional interaction cues in italics)*

**The LORD sent nasty flies and gnats that swarmed and buzzed all around the king and his people...but not a one bothered God's people!**

*Can you buzz like a fly?*

**He sent lots of slippery-slidey frogs to hop all around the king and his people... and even into their houses...and even into their beds! But not a one bothered God's people!**

*Can you hop like a grasshopper?*

**He sent hungry locusts to munch up all the food of the king and his people. He made itchy, scratchy, ouchy bumps pop out all over their skin. He made other sad things happen to the king and his people (and even to their animals and their plants. But not a one bothered God's people or their animals or plants!**

**The mean king and his people were very sad and miserable. They didn't like all the things the LORD had sent upon them.**

*What do you think they looked like?*

**What would the mighty, mean king do now? Would he believe that the LORD is the One, True God? Now would he let God's people go free? YES, HE WOULD!**

**"Go away! Go home! THE LORD IS GOD!" the mighty, mean king said. "We have had enough of these sad things. We will do what your God wants us to do," he said. "God's people can go free!"**

*What did the mean king say? "Go away! Go home! The LORD IS GOD!"*

**How HAPPY Moses and Aaron were! How happy God's people were! They praised the LORD, the one, true God. He loved them and had heard their cries. He had seen what the mighty, mean king did. He knew how sad His people were... AND HE DID SOMETHING!**

*God's people were so happy! The LORD rescued them from the mighty, mean king. Let's cheer for God! He's not like anyone else!*

**How great is the LORD! He is not like anyone else!**

**Cracking the Case:** (story wrap-up for Listening Assignments)

It's time to see how we did with our Listening Assignment.

**Detective Dan's Lesson #1 Listening Assignment:**

1. **A showdown is like a fight to see who's the best. Who won the showdown in this story?** The LORD.
2. **What did He prove when He won?** The LORD showed that He was the one, true God.

**For You and Me:**

Long ago, the LORD showed He was the one, true God, and He is still the one, true God today. There's no one better to love and obey than Him. His good plans for His people and this world will always win! Let's ask Him to help us to put our trust in Him.

**Detective Dan's Lesson #2 Listening Assignment:**

**Our Bible Verse is 1 Kings 8:23:** "O LORD... there is no God like you in heaven above or on earth beneath."

1. **Who didn't believe the LORD was the one, true God in our story?** The mean, mighty king (Pharaoh) and his people.
2. **How did the LORD show that He really was the one, true God?** He rescued His people from the mean, mighty king, and did it in such great ways that even the king had to say that the LORD is God in heaven and on earth!

**For You and Me:**

The LORD is still the one, true God. There are none other like Him in heaven or on earth. And the amazing thing is, this great God wants us to be His people! Let's ask Him to help us to turn away from our sins and put our trust in His Son, Jesus, as our Savior. He loves to answer this prayer.

**Detective Dan's Lesson #3 Listening Assignment:**

I found four clues, but one of them is NOT in the story. They are: A rug; A frog; A king (Pharaoh); and Moses.

1. **Which three pictures belong in the story and which one does not?** The rug was not in the story.
2. **How did the LORD use three things to show He was the one, true God?** Moses spoke God's words to the king, but the king refused to let the people go or admit that the LORD was God. The LORD used His mighty power and sent lots of frogs and many other things the king did not like. At last, he admitted that the LORD really was the one, true God.

**For You and Me:**

The LORD is still the one, true God. He wants us all to love Him, know Him and obey Him. We can ask Him and He will help us. What a wonderful thing it is to be one of God's people!

**Detective Dan's Lesson #4 Listening Assignment:**

1. **Who did the LORD prove He was in our story?** The one, true God.
2. **What was something God's people asked the LORD for and He answered their prayers?** They asked God to rescue them.

**For You and Me:**

God is still the one, true God who wants us to know, love and obey Him. He still loves to rescue His people when they cry out to Him We can be His people when we turn from our sins and trust in Jesus as our Savior.

**Detective Dan's Lesson #5 Listening Assignment:**

1. **Who did the LORD save His people from in our story?** The mighty, mean king.
2. **What would He send Jesus to save His people from one day?** Save them from their sins.

**For You and Me:**

We might not need to be rescued from a mighty, mean king like God's people did long ago, but we do all need to be rescued from our sins. The LORD wants to rescue us. He sent His Son, Jesus to be our Savior. Jesus can save us from our sins and make us God's people, too, when we repent of our sins and trust in Him as our Savior.

**The Gospel** (story wrap-up if NOT using Listening Assignments)**Our Bible Truth is:****Can Anybody Tell Me What the LORD Is Like?  
He's Not Like Anyone Else!**

The LORD is the one, true God. We should all obey Him! But, like the mighty, mean king in our story, we all say "no" to God... and we deserve God's punishment! How sad!

But, oh, how kind is the LORD! If we turn away from our sins and ask Jesus to be our Savior, God will forgive us and save us!

What a wonderful beginning that will be! For then we will get to know God in our hearts. And one day, we will go to live happily with Him forever.

Let's thank God and praise God right now for sending Jesus to Let's ask Him to help us turn away from our sins and trust in Jesus as our own Savior.

*Close in prayer.*

**Closing Unit 4 ACTS Prayer**

A=Adoration C=Confession T=Thanksgiving S=Supplication

- A** We praise You, God. You are the one, true God in heaven above and here on earth.
- C** God, in our hearts we know that You are God and that we should obey You, but many times we don't want to. Please forgive us. We need a Savior!
- T** Thank You for not just being good and great, but being so good and so great to people like us! Thank You for caring about us so much and for wanting us to know You. And thank You so much for sending Jesus to be our Savior.
- S** Work deep inside our hearts. Help us to turn away from our sins and trust in Jesus as our Savior. Help us to know You and live for You. Help us to go and tell others what we've learned about You, the one, true God.


In Jesus' name we pray. Amen.



BIG QUESTION 4



Can Anybody Tell Me What the  
LORD Is Like?



ANSWER:

He's Not Like Anyone Else!

VISUAL  
AID

#1

take out



of BQB

## The Big Question

*Hold up the Big Question sign for all the children to see,  
and say:*

The Big Question we are investigating today is  
Big Question Number 4:

**Can Anybody Tell Me What the LORD Is Like?**  
and the Answer is:  
**He's Not Like Anyone Else!**

### **Meaning:**

There are many gods that people worship, but none is like the LORD. He is the one, true God. He's not like anyone else! He's always been alive--and He will never die. He's completely good and loving. He's all-powerful and all-wise. And that's just the beginning of what the LORD is like. He is so great! There will always be more of Him to know.

Let's sing our Big Question Song: "

## Big Q & A 4 Song

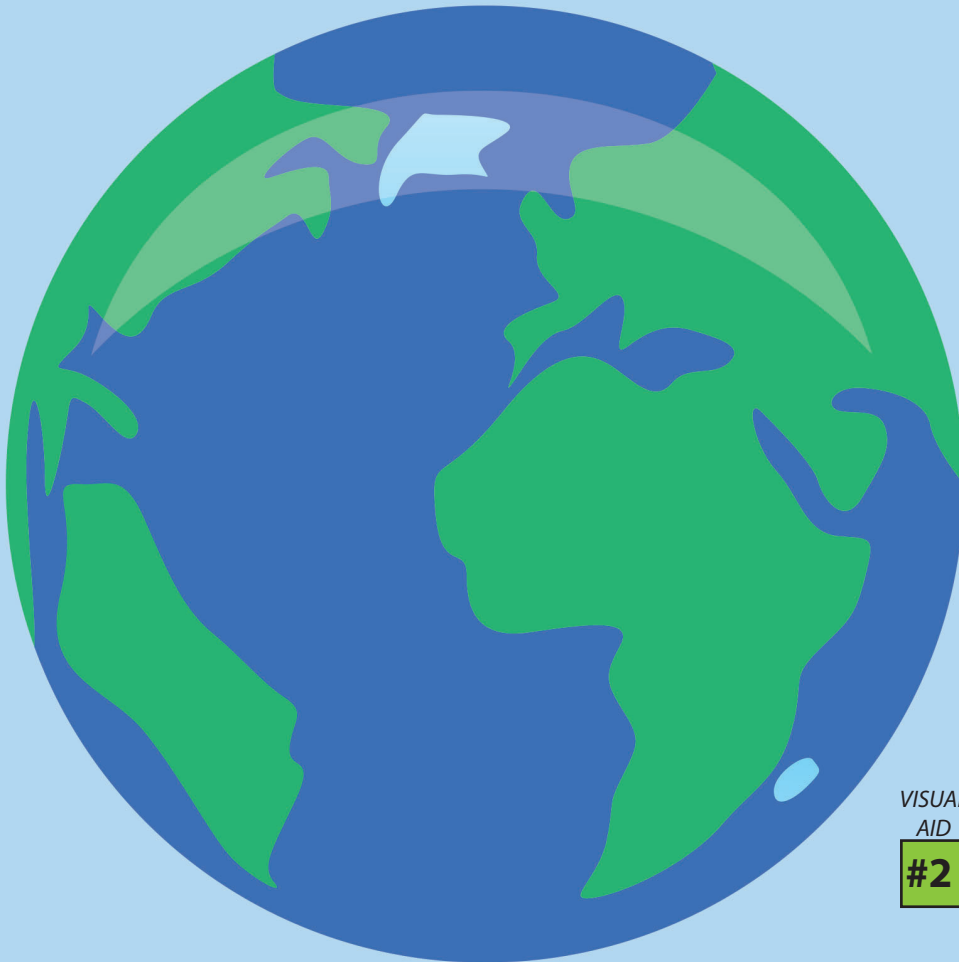
*HSK ESV Songs 4, track 12  
(adapted version of "Have You Ever Seen a Lassie")*

Can anybody tell me,  
Tell me, tell me,  
Can anybody tell me,  
What the LORD is like?  
He's not like anyone else,  
Anyone else, anyone else,  
He's not like anyone else,  
That's what the LORD is like.

**“O LORD...there is no God like you....**



**in heaven above....**



**or on earth beneath.” 1 Kings 8:23**

HSK 4 Bible Verse Picture--front

VISUAL  
AID

#2

Place  
verse in

HSK  
Bible  
Folder

take out

Big  
Question  
Briefcase

of BQB

HSK Bible  
Folder

# Unit 4 Bible Verse

“Who would like to get our Bible verse out of the Big Question Briefcase for me?”

*Choose a child to open the briefcase, take out the “Bible” with the Bible Verse in it and hand it to you. Remove the Bible Verse Picture from the “Bible” (held in place by velcro) and hold it up for all the children to see, then say:*

## **1 King 8:23, ESV**

“O LORD...there is no God like you, in heaven above or on earth beneath.”

### **Meaning:**

The LORD is the one, true God. There is no one like Him, in heaven or earth. Let’s praise Him!

“We’ve said our Bible verse, now let’s sing it!”

## **O, O LORD : 1 Kings 8:23**

*HSK ESV Songs 4, track 15*

O, O, LORD,

There is no, no God like You,

O, O, LORD,

There is no God like You.

O, O, LORD,

There is no, no God like You,

First Kings Eight, twenty-three.

“Now it’s time to do a bit more deep down investigating. Let’s read Detective Dan wants us to help him figure out. Would someone like to get it out for me?”




VISUAL  
AID

Place  
verse in  
take out



HSK Bible  
Folder  
of BQB  
Folder



# Detective Dan's Listening Assignment #1

# Detective Dan's

## Listening Assignment #1



Hi, Hide 'n' Seek Kids!

I'm working on a brand-new case called:

"The Case of the Big Showdown."

I need to find out:

1. A showdown is like a fight to see who's the best. Who won the showdown in this story?
- AND
2. What did He prove when He won?

Can you help me? Listen carefully to the story and you might just hear the answers!

Thanks!

Detective Dan

***Then say,*** "Ok, Hide 'n' Seekers! Put on your best listening ears and see if you can find the answers to Detective Dan's questions. When I finish telling the story, we will see if we can answer all of his questions."

*Read the Bible Truth story, putting up the storyboard pictures as you tell it. At the end of the story, repeat the questions and lead the children in answering them. Present the gospel and close in prayer.*

\*Answers to assignment questions, the gospel and ACTS prayer are also included at the end of the story text.\*

Answers:

It's time to see how we did with our Listening Assignment.

**Detective Dan's Lesson #1 Listening Assignment:**

1. A showdown is like a fight to see who's the best. Who won the showdown in this story? The LORD.
2. What did He prove when He won? The LORD showed that He was the one, true God.

**For You and Me:**


Long ago, the LORD showed He was the one, true God, and He is still the one, true God today. There's no one better to love and obey than Him. His good plans for His people and this world will always win! Let's ask Him to help us to put our trust in Him.

VISUAL  
AID

Place  
verse in  
take out



HSK Bible  
Folder  
of BQB



# Detective Dan's Listening Assignment #2

# Detective Dan's

## Listening Assignment #2



Hi, Hide 'n' Seek Kids!

I'm still working on the case called:

"The Case of the Big Showdown."

Our Bible verse is 1 Kings 8:23:

"O LORD... there is no God like you in heaven above or on earth beneath."

I need to find out:

1. Who didn't believe the LORD was the one, true God in our story?

AND

2. How did the LORD show that He really was the one, true God?

Can you help me? Listen carefully to the story and you might just hear the answers!

Thanks for your help!

Detective Dan

***Then say,*** "Ok, Hide 'n' Seekers! Put on your best listening ears and see if you can find the answers to Detective Dan's questions. When I finish telling the story, we will see if we can answer all of his questions."

*Read the Bible Truth story, putting up the storyboard pictures as you tell it. At the end of the story, repeat the questions and lead the children in answering them. Present the gospel and close in prayer.*

\*Answers to assignment questions, the gospel and ACTS prayer are also included at the end of the story text.\*

Answers:

**Our Bible Verse is 1 Kings 8:23:** "O LORD... there is no God like you in heaven above or on earth beneath."

**1. Who didn't believe the LORD was the one, true God in our story?** The mean, mighty king (Pharaoh) and his people.

**2. How did the LORD show that He really was the one, true God?** He rescued His people from the mean, mighty king, and did it in such great ways that even the king had to say that the LORD is God in heaven and on earth!

**For You and Me:**

The LORD is still the one, true God. There are none other like Him in heaven or on earth. And the amazing thing is, this great God wants us to be His people! Let's ask Him to help us to turn away from our sins and put our trust in His Son, Jesus, as our Savior. He loves to answer this prayer.

VISUAL  
AID

#5A

Place  
verse in



HSK Bible  
Folder

take out



of BQB



# Detective Dan's Listening Assignment #3

# Detective Dan's

## Listening Assignment #3



Hi, Hide 'n' Seek Kids!

I'm still working on the case called:

"The Case of the Big Showdown."

I found four clues, but one of them is **NOT** in the story. They are: **A rug; A frog; A king (Pharaoh); and Moses.**

*Hold up each of the four pictures for the children to see as you identify them. Better yet, put them up on your flannelgraph board, off to one side.*

I need to know:

1. Which **THREE** pictures belong in the story and which **ONE** does **NOT**?

**AND**

2. How did the **LORD** use three things to show He was the one, true God?

Can you help me? Listen carefully to the story and you might just hear the answers!

Thanks!

Detective Dan

**Then say,** "Ok, Hide 'n' Seekers! Put on your best listening ears and see if you can find the answers to Detective Dan's questions. When I finish telling the story, we will see if we can answer all of his questions."

*Read the Bible Truth story, putting up the storyboard pictures as you tell it.*

*At the end of the story, repeat the questions and lead the children in answering them. Present the gospel and close in prayer.*

\*Answers to assignment questions, the gospel and ACTS prayer are also included at the end of the story text.\*


Answers:

1. Which **three pictures belong in the story and which one does not?** The rug was not in the story.


2. **How did the LORD use three things to show He was the one, true God?** Moses spoke God's words to the king, but the king refused to let the people go or admit that the LORD was God. The LORD used His mighty power and sent lots of frogs and many other things the king did not like. At last, he admitted that the LORD really was the one, true God.

**For You and Me:**

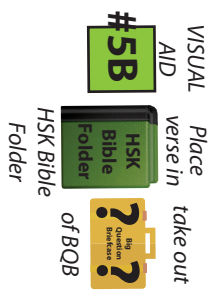
The LORD is still the one, true God. He wants us all to love Him, know Him and obey Him. We can ask Him and He will help us. What a wonderful thing it is to be one of God's people!



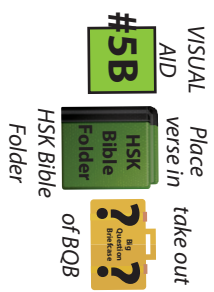
Frog



Rug




HSK 4 Lesson 3 Listening Assignment Clue Picture 2 for kids




HSK 4 Lesson 3 Listening Assignment Clue Picture 1 for kids





Moses



King (Pharaoh)



VISUAL  
AID

Place  
verse in

take out

HSK 4 Lesson 3 Listening Assignment Clue Picture 4 for kids



VISUAL  
AID

Place  
verse in

take out


HSK 4 Lesson 3 Listening Assignment Clue Picture 3 for kids

VISUAL  
AID

Place  
verse in  
take out

#6

HSK Bible  
Folder  
HSK Bible  
Folder  
of BQB



# Detective Dan's Listening Assignment #4

# Detective Dan's Listening Assignment #4



Hi, Hide 'n' Seek Kids!

I'm still working on the case called:

"The Case of the Big Showdown."

I need to find out:

1. Who did the LORD prove He was in our story?
- AND
2. What was something God's people asked the LORD for and He answered their prayers?

Can you help me? Listen carefully to the story and you might just hear the answers!

Thanks!

Detective Dan

***Then say,*** "Ok, Hide 'n' Seekers! Put on your best listening ears and see if you can find the answers to Detective Dan's questions. When I finish telling the story, we will see if we can answer all of his questions."

*Read the Bible Truth story, putting up the storyboard pictures as you tell it.*

*At the end of the story, repeat the questions and lead the children in answering them. Present the gospel and close in prayer.*

\*Answers to assignment questions, the gospel and ACTS prayer are also included at the end of the story text.\*

Answers:

1. Who did the LORD prove He was in our story? The one, true God.
2. What was something God's people asked the LORD for and He answered their prayers? They asked God to rescue them.

**For You and Me:**

God is still the one, true God who wants us to know, love and obey Him. He still loves to rescue His people when they cry out to Him. We can be His people when we turn from our sins and trust in Jesus as our Savior.

VISUAL  
AID

Place  
verse in  
take out

#7




HSK Bible  
Folder  
of BQB



# Detective Dan's Listening Assignment #5

# Detective Dan's

## Listening Assignment #5



Hi, Hide 'n' Seek Kids!

I'm still working on the case called:

"The Case of the Big Showdown."

I need to find out:

1. Who did the LORD save His people from in our story?  
AND
2. What would He send Jesus to save His people from one day?

Can you help me? Listen carefully to the story and you might just hear the answers!

Thanks!

Detective Dan

***Then say,*** "Ok, Hide 'n' Seekers! Put on your best listening ears and see if you can find the answers to Detective Dan's questions. When I finish telling the story, we will see if we can answer all of his questions."

*Read the Bible Truth story, putting up the storyboard pictures as you tell it.*

*At the end of the story, repeat the questions and lead the children in answering them. Present the gospel and close in prayer.*

\*Answers to assignment questions, the gospel and ACTS prayer are also included at the end of the story text.\*


Answers:

1. **Who did the LORD save His people from in our story?** The mighty, mean king.
2. **What would He send Jesus to save His people from one day?** Save them from their sins.

**For You and Me:**

We might not need to be rescued from a mighty, mean king like God's people did long ago, but we do all need to be rescued from our sins. The LORD wants to rescue us. He sent His Son, Jesus to be our Savior. Jesus can save us from our sins and make us God's people, too, when we repent of our sins and trust in Him as our Savior.

# “The Case of the Big Showdown” Exodus 1-12



## Detective Dan's Listening Assignment #1

1. A showdown is like a fight to see who's the best. Who won the showdown in this story?
2. What did He prove when He won?



## Detective Dan's Listening Assignment #2

1 Kings 8:23, ESV:


“O LORD... there is no God like you in heaven above or on earth beneath.”

1. Who didn't believe the LORD was the one, true God in our story?
2. How did the LORD show that He really was the one, true God?

(more listening and discussion questions are included in the curriculum at [praisefactory.org](http://praisefactory.org))

**I. God's people were very sad. A mighty, mean king was hurting them. He made them work too hard. He didn't take care of them. He wouldn't let them go home.**





**1. God's people were very sad. A mighty, mean king was hurting them. He made them work too hard. He didn't take care of them. He wouldn't let them go home.**

**2. “Help us, LORD! Help us! DO SOMETHING!” God’s people cried out.**



2. "Help us, LORD! Help us! DO SOMETHING!" God's people cried out.

**3. The LORD heard His people's prayers. He sent Moses and Aaron to rescue them. "The LORD says: 'Let My people go!' they told the king.**


**But the king said "No! I will not let them go! Instead, I will make the people sadder. I will make them work harder." And he did just that.**

**Moses and the people cried out to the LORD again. "Help us! DOOO0000 SOMETHING!" And He did.**



3. The LORD heard His people's prayers. He sent Moses and Aaron to rescue them. "The LORD says: 'Let My people go!' they told the king. But the king said "No! I will not let them go! Instead, I will make the people sadder. I will make them work harder." And he did just that. Moses and the people cried out to the LORD again. "Help us! DOOOOOO SOMETHING!" And He did.

**4. The LORD rescued His people. He sent many sad things upon the king, the king's people, and his land.**



4. The LORD rescued His people. He sent many sad things upon the king, the king's people, and his land.

**5. But the LORD protected His people from all the sad things.**





5. But the LORD protected His people from all the sad things.


**6. God's people praised the LORD. He had made the mighty, mean king free them. And, He showed the whole world He really is the one, true God!**



6. God's people praised the LORD. He had made the mighty, mean king free them. And, He showed the whole world He really is the one, true God!

HSK 4

# SOLVED



## Detective Dan's Listening Assignment #1

1. A showdown is like a fight to see who's the best. Who won the showdown in this story? The LORD.

2. What did He prove when He won? The LORD showed that He was the one, true God.

**For You and Me:**  
The LORD showed He was the one, true God long ago, and He is still the one, true God today. There's no one better to love and obey than Him. His good plans for His people and this world will always win! Let's ask Him to help us to put our trust in Him.



## Detective Dan's Listening Assignment #2

1 Kings 8:23, ESV:

“O LORD... there is no God like you in heaven above or on earth beneath.”

1. Who didn't believe the LORD was the one, true God in our story? The mean, mighty king (Pharaoh) and his people.

2. How did the LORD show that He really was the one, true God?

He rescued His people from the mean, mighty king and did it in such great ways that even the king had to say that the LORD is God in heaven and on earth!

**For You and Me:**

The LORD is still the one, true God. There are none other like Him in heaven or on earth. And the amazing thing is, this great God wants us to be His people! Let's ask Him to help us to turn away from our sins and put our trust in His Son, Jesus, as our Savior. He loves to answer this prayer.

HSK 4

Our Bible Truth is:

Can Anybody Tell Me What the LORD Is Like?  
He's Not Like Anyone Else!

# The Gospel



The LORD is the one, true God. We should all obey Him. But, like the mighty, mean king in our story, we all say "no" to God and we deserve God's punishment! How sad!

But, oh, how kind is the LORD! He sent His Son, Jesus, to save us! Jesus lived a perfect life. Then, He offered it up as the full payment for our sins when He suffered and died on the cross. Jesus didn't stay dead. On Day Three, Jesus rose from the dead, proving He had beaten sin and death for God's people.

We can be God's people, too, if we turn away from our sins and trust in Jesus as our Savior. If we do, we will get to know God in our hearts, now. And one day, we will go to live with God forever. Ask God to help you trust in

Jesus. He loves to answer this prayer.



HSK 4



# A Prayer

**A** We praise you, God. You are the one, true God in heaven above and here on earth.

**C** God, in our heart, we know that You are God and that we should obey You, but many times we don't want to. Please forgive us. We need a Savior!

**T** Thank You for not just being good and great, but being so good and so great to people like us! Thank You for caring about us so much and for wanting us to know You. And thank You so much for sending Jesus to be our Savior.

**S** Work deep inside our hearts. Help us to turn away from our sins and trust in Jesus as our Savior. Help us to know You and live for You. Help us to go and tell others what we've learned about You, the one, true God.

In Jesus' name we pray. Amen.



HSK 4

# Hide 'n' Seek Kids

Other  
Visual Aids



## The Hide 'n' Seek Kids "Bible" Folder

This is a homemade folder that looks (kinda) like the cover of a Bible. You will use this to put the Bible verse, the Bible Story and storyboard pictures to help make the point that the truths you are teaching them come from the Bible.

### Supplies

1 piece of 22" x 28" posterboard (white is fine. Green or brown is nice)

Glue

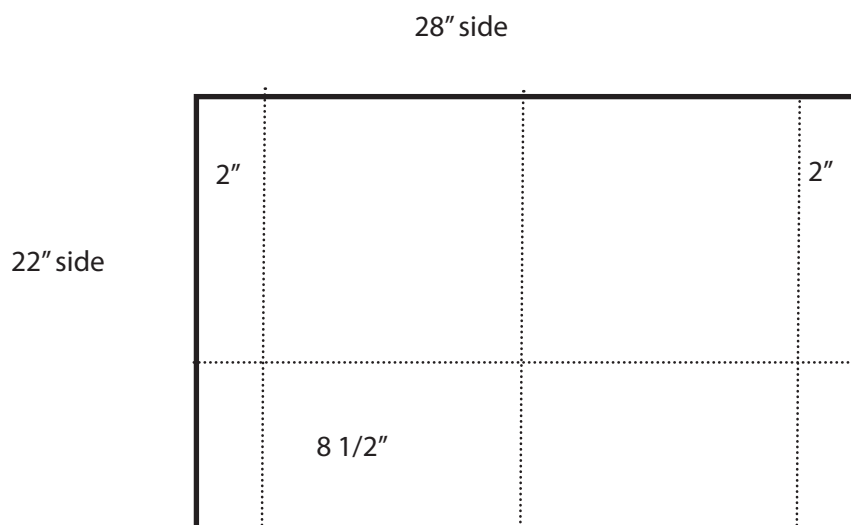
Stapler and staples or packing tape

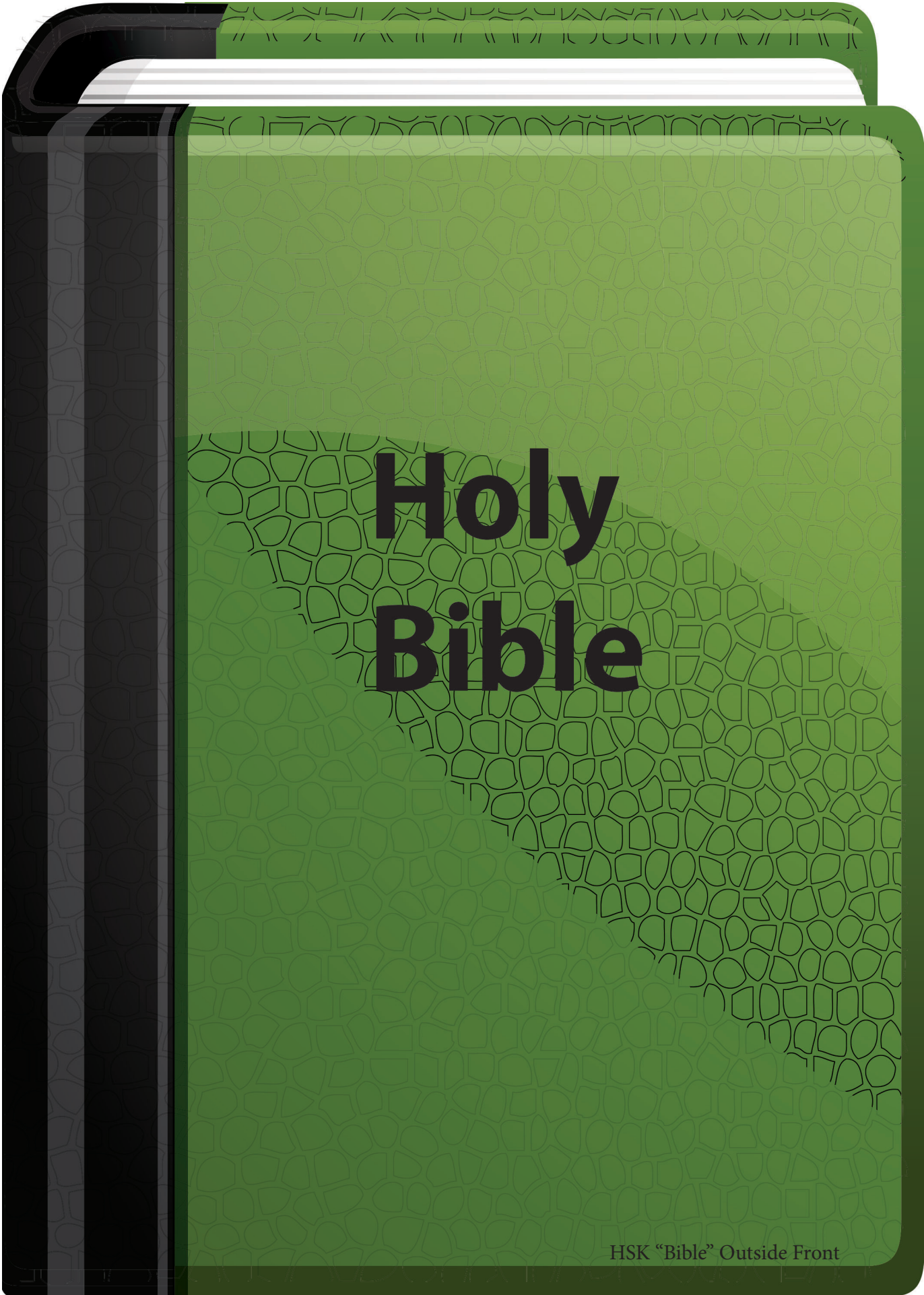
The Bible Cover pictures (see online with resources for this unit or from the back of each Hide 'n' Seek Kids Visual Aids book.)

NOTE: The Bible Cover pictures included in the Hide 'n' Seek Kids Visual Aids books cannot be created larger than 8.5" x 11". That means that they will be under-sized for a Bible Folder of the dimensions you are making. However, you can go online to the Hide "n' Seek Kids curriculum and there is a pdf of a bigger version of these covers that will actually fit the size of this HSK "Bible" Folder.

### Directions

1. Lay out poster board with long side along the bottom.
2. Fold in 2" on each side.
3. Take packing tape and tape the folded in 2" flaps to the main section of the posterboard, all the way down.
3. Fold up 8 1/2" on the bottom of the poster board.
4. Use packing tape to tape this flap in place, all the way down.
5. Take scissors and snip through the tape where the flap is attached to the folder. This will give you a bit more room in the folder.
6. Fold the poster board in the middle to make the center fold.
7. Cut out the Bible Cover Pictures. If possible, laminate these. They will last longer.
- 8.. Glue the two cover pieces to the outside of the folder.





**Holy  
Bible**

HSK "Bible" Outside Front





HSK "Bible" Outside Back





## **Making a Flannelgraph Storyboard** for use in story-telling and in playing the story review games

Use this board to place your story scenes as you tell it.

### **Supplies**

AT LEAST a 24" x 36" foam board, cardboard, or even an old whiteboard

Large piece of neutral-colored felt to cover your board with extra to overlap over to the back, if desired.

Glue gun and glue sticks

### **Directions**

1. Center felt on front side of board. Turn over. Secure in place with glue.

## **Making Durable Story Scene Pictures** for use in story-telling and in playing the story review games

Whether you purchase the Hide 'n' Seek Kids Story Scene pictures from Amazon or print them off the website (included in the Hide 'n' Seek Kids Visual Aids book), you will want to find some way to make them more durable. They are used not only as a part of telling the story, but are integral in the story review games. Here's how we make ours durable enough to be used over and over again.

### **Supplies**

Hide 'n' Seek Kids Visual Aids book (purchased or downloaded)

White cardstock or printer paper (if downloading pictures)

Sticky-back velcro, circles or cut pieces; or sticky tac putty

Laminator or Self-laminating sheets or Sturdy Sheet Protectors, preferably the "Secure Top" kind, like offered by Avery

### **Directions**

1. Purchase from Amazon or download and print out the Story Scenes.

2. Carefully remove pages from book (if purchased a hard copy).

3. Laminate the figures.

4. If using a flannelgraph board: Stick a few pieces of sticky backed velcro (ROUGH SIDE) onto the back of each Story Scene.

If using sticky tack and whiteboard: simply stick a small amount of sticky tack on the back of each Story Scene in a few places when using it. Remove and store sticky tack in airtight container.

## Big Question Box/Briefcase

### What You Want

The Big Question Briefcase is a briefcase or other container with these characteristics:

- Ideally, this should be around 17" x 12", but needs to be at least big enough to fit a 8 ½" x 11" sheets of paper inside it.
- Have various pockets to put these sheets in
- Is attractive or curious looking to preschoolers
- Not necessary, but extremely fun, if it has a combination lock

### Finding a Briefcase:

You can certainly buy one new, but you always may find a used one at a thrift shop. Or, someone may have one they want to donate. We use one that stores valuables in it and is the 17" x 12" size. Very durable and has the lock feature that the kids love.

You also can move away from the briefcase idea and use a little trunk or other box for your substitute briefcase. Just change the name to the Big Question Box, if you use a box instead. A boot box or the cardboard box that 10 reams of copy paper comes in is a great size, if you are using a box.

If you use a box, but want a lock-like feature, that's easy to do. Simply cut "straps" out of felt or vinyl and glue in place to the top and bottom sides of the box on one side, with the top strap overlapping the bottom straps. Add velcro to the top and bottom pieces so that they meet and fasten. Make back "hinges" for the box with the felt/vinyl straps, too. Or, you can simply add a belt around the box that has to be unfastened before the box can be opened.

Here are some suggestions for decorating a box or even the outside of your briefcase to make it appealing.

### Supplies

Your box/briefcase  
Plain white contact paper or white cardstock  
Colorful wrapping paper  
Glitter glue  
Markers  
Sequins, fake jewels, buttons, rick rack, etc.  
Other decorating supplies  
Stickers  
Glue  
Clear packing tape

### Directions

1. If you are using a box that has wording on it, you will first need to make plain surfaces for decorating and a hinge for the lid. Stick the white contact paper or white cardstock to each side of the box. On the other hand, you can also use colorful wrapping paper. Then, make a lid by sticking the clear packing tape along one long side of the box, attaching the lid to the box.

2. Use the craft decorating supplies to decorate the box. If desired, you can put a big question mark on top of the box, but remember that you are working with two and three year olds: the question mark symbol is not very meaningful to them yet.