

DEEP DOWN DETECTIVES

A decorative flourish consisting of a horizontal line with a small loop in the center, flanked by two teardrop-shaped elements.

Unit 9

**Small Format Visual Aids, NIV
Jesus, Immanuel, God with Us
(with Small Format Storyboard Pictures)**



Curriculum for preschool and elementary age children,
training tools, music and other resources
are available for download or to order at:
www.praisefactory.org

© 2017 Praise Factory Media all rights reserved. May be reproduced by licensed user for classroom purposes only.

This and many other resources are available online at www.praisefactory.org

Scripture quotations marked (NIV) are taken from the Holy Bible, New International Version®, NIV®. Copyright © 1973, 1978, 1984 by Biblica, Inc.™ Used by permission of Zondervan. All rights reserved worldwide.www.zondervan.com

Scripture quotations marked (ESV) are from The Holy Bible, English Standard Version® (ESV®), copyright © 2001 by Crossway, a publishing ministry of Good News Publishers. Used by permission. All rights reserved.

Scripture quotations marked HCSB are taken from the Holman Christian Standard Bible®, Copyright © 1999, 2000, 2002, 2003, 2009 by Holman Bible Publishers. Used by permission. Holman Christian Standard Bible®, Holman CSB®, and HCSB® are federally registered trademarks of Holman Bible Publishers.

Table of Contents

About the Deep Down Detectives Visual Aids	5
Unit 9: Jesus, Immanuel, God with Us	
What Did Jesus Come to Do?	
Jesus Came to Bring Us to God!	
Bible Truth 1: He Left His Home in Heaven to Save Us	7
Story	9
Big Question and Answer Sign	15
Unit 9 All Bible Truths Sign	17
Bible Truth 1 Concept Sign	19
Bible Verse Sign	21
Detective Dan's Listening Assignment #1	23
Detective Dan's Listening Assignment #2	25
Detective Dan's Listening Assignment #3	27
Storyboard Pictures	35
Bible Truth 2: He Never, Ever Disobeyed God	63
Story	65
Big Question and Answer Sign	71
Unit 9 All Bible Truths Sign	73
Bible Truth 2 Concept Sign	75
Bible Verse Sign	77
Detective Dan's Listening Assignment #1	79
Detective Dan's Listening Assignment #2	81
Detective Dan's Listening Assignment #3	83
Storyboard Pictures	91
Bible Truth 3: He Taught about God and Did Amazing Things	113
Story	115
Big Question and Answer Sign	119
Unit 9 All Bible Truths Sign	121
Bible Truth 3 Concept Sign	123
Bible Verse Sign	125
Detective Dan's Listening Assignment #1	127
Detective Dan's Listening Assignment #2	129
Detective Dan's Listening Assignment #3	131
Storyboard Pictures	139

Table of Contents, continued

Bible Truth 4: He Died on the Cross for the Sins of God's People	171
Story	175
Big Question and Answer Sign	177
Unit 9 All Bible Truths Sign	179
Bible Truth 4 Concept Sign	181
Bible Verse Sign	183
Detective Dan's Listening Assignment #1	185
Detective Dan's Listening Assignment #2	187
Detective Dan's Listening Assignment #3	189
Storyboard Pictures	197
 Bible Truth 5: He Rose from the Dead	 223
Story	225
Big Question and Answer Sign	229
Unit 9 All Bible Truths Sign	231
Bible Truth 5 Concept Sign	233
Bible Verse Sign	235
Detective Dan's Listening Assignment #1	237
Detective Dan's Listening Assignment #2	239
Detective Dan's Listening Assignment #3	241
Storyboard Pictures	249
 Bible Truth 6: He Went Up to Rule in Heaven	 283
Story	285
Big Question and Answer Sign	291
Unit 9 All Bible Truths Sign	293
Bible Truth 6 Concept Sign	295
Bible Verse Sign	297
Detective Dan's Listening Assignment #1	299
Detective Dan's Listening Assignment #2	301
Detective Dan's Listening Assignment #3	303
Storyboard Pictures	311
 Other Visual Aids	 339
Making a Big Question Box/Briefcase	340
Making a Flannelgraph Storyboard	341
Making Durable Storyboard Pictures	341
Making the Deep Down Detectives Bible Folder	342
Deep Down Detectives Bible Folder Picture Front Cover	343
Deep Down Detectives Bible Folder Picture Back Cover	345

About Deep Down Detectives Visual Aids

How Are They Used?



The Deep Down Detectives Visual Aids are a companion resource to be used alongside the Deep Down Detectives Core Curriculum book for each unit. These colorful pictures are used in presenting the key concepts, telling the Bible stories, and, in playing the Bible Story Review games.


What Do They Include?



There are six, different resources included in this book:

- 1. Key Concept Visual Aids**-- colorful signs of the Big Question and Answer, the Bible Truths taught in each unit, the Bible verses, and the Listening Assignments used with the curriculum for each Bible Truth taught in the unit.
- 2. The Storyboard Picture Key**--a who's who of the pictures in thumbnail size.
- 3. Storyboard Suggested Picture Placement** page--how you can place your pictures up on your storyboard that works well with the story.
- 4. The Storyboard Pictures, themselves.** Notice that each picture is identified on the back for easy reference.
- 5. Directions** for how to make a homemade flannelgraph storyboard and sturdy storyboard pictures.
- 6. Directions** for making the Deep Down Detectives "Bible" Folder and the **back/front images** to paste in place when making it. (Larger back/front images are found online with the curriculum.)

Ready, Set, Rip It Out!



This book is meant to be ripped up and made into your visual aid. The key concept signs can be cut out and laminated or slipped into sheet protectors. Cut out around the storyboard images and ideally, laminate these. Some of the biggest pictures actually need to be stuck together, before laminating.

Store It!



Deep Down Detectives is a curriculum that can be used over and over. Store your visual aids and storyboard pictures after using them and they will serve you for many years. We store ours in manilla envelopes and then put them (along with all the rest of the curriculum) in magazine files, labeled by unit. If you have multiple classes using the curriculum, store each set of resources in separate manilla envelopes. This will make prep much simpler, second time around.

Replacement Storyboard Pictures



You can always purchase this book again or simply go online to the praisefactory.org website (Deep Down Detectives section) and print out any pictures that go missing.

DEEP DOWN DETECTIVES



Visual Aids

Unit 9,

Bible Truth 1

About the Deep Down Detectives Visual Aids

How Are They Used?



The Deep Down Detectives Visual Aids book is a companion resource to be used alongside the Deep Down Detectives Core Curriculum book for each unit. These colorful pictures are used in presenting the key concepts; telling the Bible stories; and, in playing the Bible Story Review games.

What Do They Include?



There are five, different resources included in this book:

1. Key Concept Visual Aids-- colorful signs of the Big Question and Answer, the Bible Truth, the Bible verse, and the Listening Assignments to use with the 3 lessons for each Bible Truth.

2. The Storyboard Picture Key--a who's who of the pictures in thumbnail size. Some pictures are labeled "BG." These are your background pictures that you put on the storyboard before telling the story. The rest of the pictures are labeled "SB." These are pictures you put up on the storyboard as you tell the story.


3. Storyboard Suggested Picture Placement page--where to place the pictures on your storyboard.

4. The pictures, themselves. Notice that each picture is identified and numbered on the back for easy reference. The numbers correspond to the numbers in the Picture Placement Key and in the actually story script (found in the Core Curriculum book.)

5. Directions for making the Deep Down Detectives "Bible" Folder and the **back/front images** to paste in place when making it. (Larger back/front images are found online with the curriculum.)

Directions for how to make a homemade flannelgraph storyboard and sturdy storyboard pictures are found in **Appendix E in the Core Curriculum book.**

Ready, Set, Rip It Out!



This book is meant to be ripped up and made into your visual aids. The key concept signs can be cut out and laminated or slipped into sheet protectors. Cut out around the storyboard images and ideally, laminate these. Some of the biggest pictures actually need to be stuck together, before laminating.

Store It!



Deep Down Detectives is a curriculum that can be used over and over. Store your visual aids and storyboard pictures after using them and they will serve you for many years. We store ours in manilla envelopes and then put them (along with all the rest of the curriculum) in magazine files, labeled by Bible Truth. If you have multiple classes using the curriculum, store each set of resources in separate manilla envelopes. This will make prep much simpler, second time around.

Replacement Storyboard Pictures



You can always purchase this book again or simply go online and print out any pictures that go missing.

Two Sizes of Storyboard Pictures



There are two sizes of storyboard pictures to choose from: the standard, large format pictures; or, the smaller format pictures. The larger pictures are best for a big classroom and a storyboard that is at least 36" x 48." (We actually make a whole section of a wall into a felt storyboard!) The small format pictures are created to fit smaller storyboards--in the 24" x 36" to 36" by 48" range. They are most useful in the smaller class or for use at home.

The Case of the Lover Who Left It All Behind*Luke 1-2; John 1,6***Story-telling Tips**

Ahead of time:

1. Read the Bible verses and story. Pray!
2. Choose story action cues and/or prepare storyboard figures, if using. (Included in Visual Aids book)
3. Practice telling story with the storyboard pictures, timing your presentation. Shorten, if necessary.

During your presentation:

1. Maintain as much eye contact as possible as you tell the story.
2. Put up storyboard figures/add story action cues as you tell the story. Allow the children to help you put them on the board, if desired.
3. Include the children in your story with a few questions about what they think will happen or words/concepts that might be new to them.
4. Watch the kids for signs that their attention span has been reached. Shorten, if necessary.

INTRODUCTION/ LISTENING ASSIGNMENTS

"Our story is called: The Case of the Lover Who Left It All Behind. Here is your listening assignment." Read from Detective Dan's Listening Assignment signs, but questions are summarized below:

Detective Dan's Lesson #1 Listening Assignment:

I need to find out:

1. Who was the lover? Whom did He love?
2. What did He leave behind, and why?

Detective Dan's Lesson #2 Listening Assignment:

Our Bible Verse is John 6:38: "For I have come down from heaven, not to do my own will but to do the will of him who sent me."

I need to find out:

1. Whose will (plan) did Jesus come down from heaven to do?
2. What was the plan, and did Jesus do it?

Detective Dan's Lesson #3 Listening Assignment:

I found six clues, but only 4 of them are in the story.

Our six clues were: a tulip, a fish, a crown, a book, a woman named Mary, and a sailboat.

Hold each of them up for the children to see as you identify them.

I need to figure out:

1. Which four belong in the story and which two don't?
2. What did the people ask Jesus to give them? What did He give them instead?

Read the assignment questions, THEN SAY,

"Ok, Deep Down Detectives! Put on your best listening ears and see if you can hear the answers to Detective Dan's questions. When I finish telling the story, we will see if we can answer all the questions."

*Read the Bible Truth story, answer questions, present the gospel and lead in prayer.**Answers to questions; the gospel; and, ACTS prayer are included with the story text.*

The Case of the Lover Who Left It All Behind *Luke 1-2; John 1,6*

Story with lines separating paragraphs (text in bold, optional interaction cues in italics) Numbers correspond to storyboard pictures and placement upon the storyboard. Always feel free to use less pictures, if it's best for your kids. Simply black out the numbers next to pictures you do not plan to use. All pictures are found in the Visual Aids book. Put BG (background) pictures on storyboard ahead of time. SB pictures (listed below in story text) are added to board as you tell the story. These numbers are also found on the back of each picture.

Tip: Stack pictures in numerical before telling story for easy use. Use sticky-back velcro to attach pictures to storyboard felt. Use sticky-tac putty to stick a picture on top of another picture.

(SB1) On one, special night, baby Jesus was born to Mary. Jesus cried like other babies. He was hungry like other babies. He needed his mother to care for him like other babies, too. Yes, in many ways Jesus was just like us.

But there were some things that were very different about baby Jesus, too. Jesus wasn't ONLY human like we are. He didn't have a man for a father like we do. Jesus was GOD's Son! And what had God's Son come to do? (SB2) The angel told the shepherds on the night Jesus was born. Do you know what the angel said?

Do you know?

"A Savior has been born to you; the Messiah, the Lord," the angel said. This was God's Son, the Messiah, come to save God's people!

And what's more, Jesus didn't just begin His life as a baby, like you and I did. No! Jesus had always been alive. He had always been enjoying (SB3) the Perfect Wonderfulness of love and fellowship with God, His Father, and God, the Holy Spirit. And oh, how perfect and wonderful that life was! It was the kind of life no one would ever want to leave.

But Jesus DID leave that Perfect Wonderfulness. Not because He was bored or didn't like it anymore. Jesus left it because He was going to (SB4) carry out God's great plan. Can you remember what that plan was?

Can you remember?

It was to save people from their sins so they could be God's dearly-loved people and enjoy Him forever. Yes, it was for love of God, His Father, and for love of us, that Jesus left His home in heaven to come to earth and be born a baby.

Jesus was born a baby, but He didn't stay that way. (SB5) Up, up, up, He grew, just like we do.

And when Jesus had grown up to be a full-grown man, it was time for Him to TEACH people about God and to TELL them why God had sent Him. It was time to SHOW them by God's amazing power that He really was God's Son, sent to save them.

So, off went Jesus and His disciples. (SB6) Up to the fish town of Capernaum by the Sea of Galilee. (SB7) Down to the big city of Jerusalem. (SB8) And even out, over, and away, to some of the cities of Israel's enemies. And everywhere Jesus went, He TAUGHT the people about God and TOLD them why God had sent Him. He SHOWED them by God's amazing power that He was God's Son, sent to save them.

As Jesus spoke about God, people wanted to hear more that He had to say. And as Jesus did amazing things by God's power, people wanted to see Him do even more. No one had ever heard someone teach about God as Jesus did, or ever seen someone do the amazing things He did by God's power.

Story with lines separating paragraphs (text in bold, optional interaction cues in italics)

News about Jesus spread quickly. Soon, big crowds followed Him. One day, (SB9, SB10) a huge crowd sailed with Jesus to a mountain on the other side of the Sea of Galilee. They docked the boats and climbed with (SB11, SB12) Jesus and His disciples to the top of the mountain. More and more people gathered until there were over five thousand people. What a crowd! They listened to Jesus (SB13) tell about God from God's Word. (SB14) They brought their sick to Him to be healed by God's power.

The people stayed up on that mountain with Jesus all day. They stayed so long that they had to spend the night there, too. They stayed so long that they ran out of food and were hungry. "Grumble! Grumble!" went those thousands of hungry stomachs. "We need food," said those thousands of hungry mouths, but no one had any food with them in that faraway place.

No one, that is, except (SB15) a boy with two fish and five, little loaves of bread. But that little bit of fish and bread could never feed thousands of grumbly stomachs ...or could it?

What do you think?

(SB16) Jesus took the fish and bread, gave thanks to God, His Father, and (SB17) gave it to the crowds to eat. God's power was at work through Jesus once more. Wonders of wonders, that little bit of fish and bread spread further and further and further until everyone there had bellies full of food! Why, there were even (SB18) twelve baskets of fish and bread scraps left over after they had all finished eating!

How excited the crowd was when they saw what Jesus had done! (SB19) "Surely Jesus is the Messiah, the special leader Moses promised God would send us one day," the people told each other. "Let's grab him and make him our king," they decided. "Just think: if Jesus is our king, he could use his amazing powers to give us everything we want. It could be like the days of Moses when God gave our people manna--the yummy food, straight from heaven," they thought. "Why, he could give us more than that! He could give us ALL the good things we want and he could give them to us RIGHT NOW. Wouldn't it be wonderful to have a king like that?" they exclaimed.

But Jesus knew just what those people were thinking. They had it all wrong! Yes, He WAS the special leader God had promised to send one day. And yes, He was a king; their king. But (SB20) He wasn't the kind of king they thought He was. Jesus hadn't come just to fill their bellies with good food from heaven or to give them other good things they wanted right then. (SB21) He had come to do God's will and give them something they needed much more. Do you remember what Jesus came to do?

Do you remember?

Jesus had come to save them from sin and death so they could be God's dearly-loved people forever.

Now, the people might LIKE their bellies filled with bread. They might LIKE to get whatever good things they wanted. But what they really NEEDED was what Jesus had come to do: to save them from their sins. So, Jesus refused to do things the way these people wanted Him to. He would do things God's way. He would be their Savior!

(SB22) Jesus went further into the mountains, away from the crowd, so they couldn't find Him. Then late that night, (SB23) Jesus and His disciples sailed back across the Sea of Galilee to Capernaum, without the crowds knowing where He had gone. (Remove SB22)

The next day, the people realized Jesus was missing. They went looking everywhere for Him. They couldn't stop thinking about how He had given them all that yummy fish and bread by God's power. They wanted Jesus to give them more food and other good things like that. They looked and looked for Him.

Story with lines separating paragraphs (text in bold, optional interaction cues in italics)

"Jesus, where are you? Are you up on the mountain where you gave us the food yesterday?" they wondered. No, Jesus was not there.

"Are you way up on the mountain by yourself somewhere?" they wondered. No, Jesus was not there.

So, at last, they went down to their boats and sailed back to Capernaum. "Jesus, are you here in Capernaum?" they wondered. (SB25) Yes, there He was!

"Teacher, when did you come here?" the crowd asked. They were so excited to be with Him again!

But Jesus knew they weren't happy to see Him for the right reasons. They had grumbly stomachs they wanted Him to fill. They had good things they wanted Him to give them by God's power. (SB26) They wanted Him to be their king and give them these things. Would Jesus give in to them this time?

What do you think?

No, Jesus would not. "(SB27) God gave His people heavenly bread to eat, long ago in Moses' day," Jesus told the people. "But now He's giving you something from heaven that's even better than food. This time He's given ME to you. The Savior!" Jesus explained.

"Prove You are the Messiah, the Savior!" the crowd replied. "Use God's power to give us food from heaven as Moses did," they demanded.

But Jesus would not!

"I've come down from heaven to do God's will, NOT just to give you bread that fills your grumbly stomachs for just a while, then leaves you hungry; or, to give you good things that will only make you happy for a little while in this life. No! God's will is for Me to give you something far better than these things. His will is for Me to save you from your sins, so you can have wonderful life with God FOREVER," Jesus explained.

"How can Jesus say He came from heaven?" the people grumbled. "(SB28) Isn't He just the son of Joseph and Mary? We know them! Come on, let's leave. Jesus is just a fake!" they decided, and they left Him. (Remove SB25)

Soon, it was just Jesus and His disciples. Everyone else had gone. "Will you leave Me, too?" Jesus asked His disciples.

What do you think?

No, they would not! They had heard Jesus' amazing words about God. They had seen God's power working in Him. (SB29) The Holy Spirit had been working in their hearts, giving them faith. Yes, Jesus was Mary's son. The crowds had that right. But Jesus most certainly was NOT Joseph's son. No! Jesus was God's Son, the Savior!

"How can we leave You?" they said to Jesus. "Where else would we go? (SB30) We know and believe that God has sent You to save His people from their sins," they told Him.

Jesus' disciples were right, weren't they? For on just the right day, (SB31) Jesus suffered and died on the cross to take the punishment for the sins of all God's people—all who would ever turn away from disobeying God and would trust in Jesus as their Savior. Then on the third day, (SB32) Jesus rose from the dead. He had beaten sin and death for God's people! Jesus had come down from heaven to do God's will, and He had done it! Now, we, too, can become God's people, when we turn away from our sins and trust in Jesus as our Savior.

Cracking the Case: (story wrap-up for Listening Assignments)

It's time to see how we did with our Listening Assignment.

Detective Dan's Lesson 1 Listening Assignment:

1. Who was the lover? Whom did He love? Jesus was the lover. He loved God and He loved sinners, like you and me.

2. What did He leave behind, and why? Jesus left behind the Perfect Wonderfulness of life with God, the Father, and God, the Holy Spirit, in heaven. He left it behind, so He could be our Savior.

For You and Me:

Jesus didn't just come to earth to save people who lived long ago. He came to save people from every time and place...He even came to save us! How can we be saved? By turning away from our sins and trusting in Jesus as our Savior.

Detective Dan's Lesson 2 Listening Assignment:**Our Bible Verse is John 6:38**

"For I have come down from heaven, not to do my own will but to do the will of him who sent me."

1. Whose will (plan) did Jesus come down from heaven to do? God's plan.

2. What was the plan, and did Jesus do it? God's plan was for Jesus to be our Savior. Yes, He did!

For You and Me:

How amazing that Jesus would choose to leave His home in heaven to come to be our Savior! How amazing that He would suffer and die on the cross in the place of God's sinful people! But that's exactly what He did. And He rose from the dead on the third day, proving He had really done it! We, too, can become God's people when we turn away from our sins and trust in Jesus as our Savior.

Detective Dan's Lesson 3 Listening Assignment:

Our six clues were: a tulip, a fish, a crown, a book, a woman named Mary, and a sailboat.

1. Which four belong in our story?

The fish, the crown, Mary, and the sailboat.

2. What did the people ask Jesus to give them? What did He give them instead? The people wanted Jesus to be their king who would use God's power to give them more bread and other good things to enjoy now.

For You and Me:

It's easy to understand why the people wanted Jesus to use God's power to give them good things. We all love for God to give us the good things that we enjoy. But

how good it is that Jesus chose to do God's will and be our Savior! He gave us what we needed most: forgiveness for our sins. You and I can know God's forgiveness and become His people when we turn away from our sins and trust in Jesus as our Savior.

The Gospel (story wrap-up if NOT using Listening Assignments)**Our Bible Truth is:****What Did Jesus Come to Do?****Jesus Came to Bring Us to God...****He Left His Home in Heaven to Save Us!**

How great is God's love for His sinful people! He sent Jesus, His own Son, to live a perfect life and offer it as the full payment for their sins. He suffered the punishment they deserved as He suffered and died on the cross! It sounds too good to be true, but it IS true! How do we know? Because on the third day, Jesus rose up from the grave, proving He had really beaten sin and death for God's people. He had come down from heaven to do God's will and He had done it! Now, all who turn away from their sins and trust in Jesus as their Savior are forgiven their sins. They get to be God's dearly-loved people forever. This is how we can become God's people, too. Ask God to help you

Close in prayer.

Closing ACTS Prayer


- A** Jesus, we praise You for choosing to leave the Perfect Wonderfulness of heaven to be our Savior. You came to bring us to God.
- C** Jesus, we are all sinners who deserve God's punishment. We could never be God's people on our own. Only You could bring us to God.
- T** Thank You, Jesus, for dying on the cross to save all who turn away from their sins and trust in You as their Savior.
- S** Work in our hearts. Help us to turn away from our sins. Help us to trust in You as our Savior. Help us to tell others about You. In Jesus' name, we pray, Amen.

Go to Lesson Plan, p.9 for the script to the rest of the lesson.

BIG QUESTION 9



What did Jesus come to do?



VISUAL
AID

take out

#1



ANSWER: Jesus came to bring us to God!

DDD 9 Big Question and Answer Sign

The Big Question

Hold up the Big Question sign for all the children to see, and say:

The Big Question we are investigating today is
Big Question Number 9:

What Did Jesus Come to Do?
and the Answer is:
Jesus Came to Bring Us to God!

Meaning:

In the beginning, God created the world perfectly. What a wonderful, special closeness people enjoyed with Him! Yes, it was "Perfect Wonderfulness" knowing God and living in His world. It could have stayed that way forever, but it did not. All of this perfection was broken when people disobeyed God. The big Bible word for disobeying God is "sin."

When we look around us, we can see the sadness that sin brought into God's good world. So much in this world is not perfect or wonderful anymore! We've lost the special closeness with God, too. Yes, when sin came into the world, it spoiled so many things.

But would all this sin and sadness last forever? People certainly deserved it to. After all, they had turned away from God. Now people deserved His punishment, not His love.

But God treats us so much better than we deserve! From the beginning, He had an amazing plan to bring sinful people like us back to Himself. How? He promised to send a Savior. That Savior was Jesus, God's own Son. Jesus lived a perfect life, then He gave it up as the full payment for sins as He suffered and died on the cross. On the third day, Jesus rose from the dead, showing He had really done it! He had beaten sin and death for God's people! We can become God's people, too, when we turn away from our sins and trust in Jesus as our Savior. Then, we will get to know God in our hearts; and one day, we will get to go live with God and enjoy all of His Perfect Wonderfulness forever!

Let's sing our Big Question Song:"

Big Q & A q Song

*DDD NIV Songs 9, track 12
(adapted version of "This Old Man")*

What did Jesus come to do?
What did Jesus come to do?
Jesus came to bring us to God.
That's what Jesus came to do!

BIG QUESTION 9: Six truths about Jesus

1.

2.

3.

4.

5.

6.

This Unit's Bible Truths

"Jesus Came to Bring Us to God" is a good beginning, but there's so more to learn. So it's time for us to dig down even deeper for more answers to our Big Question about God. We're going to be learning SIX Bible truths that all tell us more about Jesus.

Who would like to hand me the picture with our six Bible truths on it? It's in the Big Question Box/Briefcase."

Choose a child to get it and hand it to you, then hold it up and show them the pictures of the six truths they will be learning.

After everyone has had a good look say...

"Ok, now let's look at our Bible Truth Clue sign and see if we can figure out which of these six truths we will be learning about today. Who would like to get it out of the Big Question Briefcase for me?"

Choose a child to open the briefcase, take out the Bible Truth Clue sign and hand it to you.

CAN YOU GUESS BIBLE TRUTH I?

What did Jesus come to do?

Jesus came to
bring us to God...

He left His home in
???? to save us!

HINT: "Jesus' home is where
the angels live.
It starts with an "h" and
it rhymes with "seven."



ANSWER:

He left His home in HEAVEN to save us!

take out
Visual
Aid



#3

of BQB

Revealing the Bible Truth

We Are Learning

Hold up the front side for the children to see. Cover up the answer, written along the bottom, and say:

**“What Did Jesus Come to Do?
Jesus Came to Bring Us to God!
He Left His Home in ???? to Save Us!”**

We’re missing one word. Here’s the hint to what the missing word is. It says: “Jesus’ home is where the angels live. It starts with an “h” and it rhymes with “seven.””

Can you guess? It’s “heaven.”

So the Bible Truth we are learning today is:

(uncover answer from bottom of sign, show it to them and say:)

**“What Did Jesus Come to Do?
Jesus Came to Bring Us to God!
He Left His Home in Heaven to Save Us!”**

And here is what this Bible Truth means:
(read the meaning off of the back of the sign, say:)

Jesus is God’s Son. He has always lived in heaven with God, the Father, and God, the Holy Spirit. Life with God, the Father, and God, the Holy Spirit was Perfect Wonderfulness-- the closest, most wonderful love. Jesus was full of the bright shininess of God’s glorious goodness. He enjoyed all of the riches of heaven and the praise of all the angels.

But Jesus chose to leave His wonderful home in heaven. He came to earth, born a baby boy. Jesus was still God, just like before; but now He was a human, too. Life as a human wasn’t anything like life in heaven. There were so many people who did not love or know God. There was so much sin and death all around Him. Jesus felt the difference inside of Himself, too. He had never known any limits in heaven, as God, the Son. But this human body He had was so weak and small. It needed sleep. It got cold and hungry and thirsty. Yes, life on earth was so very different than life in heaven.

So, why DID Jesus choose to leave behind all the wonderful things of heaven and come to earth? Because God loved us and wanted to save us. Only Jesus’ perfect life could be the full payment for our sins. Only He could make the way for us to become God’s dearly-loved people. Jesus knew this. He wanted to fulfill His Father’s amazing plan. So, Jesus came. He suffered and died on the cross. On the third day, He rose from the dead in victory. Jesus had saved God’s people! And by doing this very difficult and very painful thing for us, Jesus also showed to the whole world just how very deep is God’s love for His people. We, too, can become God’s people when we turn away from our sins and trust in Jesus, this wonderful Savior, ourselves.



**"For I have come down from heaven, not to do my own will
but to do the will of him who sent me." John 6:38**

Visual Aid Place verse in take out

#4

DDD
"Bible"

Big
Question
Directions

of BOB

DDD 9.1 Bible Verse Picture--front

Bible Truth | Bible Verse

Remove the Bible Verse Picture from the "Bible" folder and hold it up for all the children to see, then say:

John 6:38 tells us:

John 6:38

"For I have come down from heaven, not to do my own will but to do the will of him who sent me."

Learn a Little: "I have come from heaven... to do the will of him who sent me."

What does that mean?

Jesus left His wonderful home in heaven to live on earth. Why? To carry out God's amazing plan. What was that plan? To save His sinful people from their sins so they could know Him and enjoy Him forever! What an amazing plan! What a wonderful God! Let's praise Him right now!

"We've said our Bible verse, now let's sing it!"

"We've said our Bible verse, now let's sing it!"

Down, Down, Down:

John 6:38

DDD NIV Songs 9, track 19

Down, down, down,
I have come down,
Down, down, down,
I have come down.
I've come down from heaven,
Not to do my own will,
But the will of him,
Of him, who sent me. (Repeat)
John Six, thirty-eight.

"Now it's time to do a bit more deep down investigating. Let's see what Detective Dan wants us to help him figure out. Would someone like to get it out for me?"

take out



of BQB

Place in



Visual Aid



Detective Dan's Listening Assignment #1

Detective Dan's

Listening Assignment #1



Hi, Deep Down Detectives!

I'm working on a brand-new case called:

"The Case of the Lover Who Left It All Behind."

I need to find out:

1. Who was the lover? Whom did He love?

AND

2. What did He leave behind, and why?

Can you help me? Listen carefully to the story and you might just hear the answers!

Thanks!

Detective Dan

Then say, "Ok, Deep Down Detectives! Put on your best listening ears and see if you can hear the answers to Detective Dan's questions. When I finish telling the story, we will see if we can answer all of his questions."

Read the Bible Truth story, putting up the storyboard pictures/using Story Scenes as you tell it.

At the end of the story, repeat the questions and lead the children in answering them. Present the gospel and close in prayer.

Answers to assignment questions, the gospel and ACTS prayer are also included at the end of the story text.

Answers:

1. Who was the lover? Whom did He love? Jesus was the lover. He loved God and He loved sinners, like you and me.

2. What did He leave behind, and why? Jesus left behind the Perfect Wonderfulness of life with God, the Father, and God, the Holy Spirit, in heaven. He left it behind, so He could be our Savior.

For You and Me:

Jesus didn't just come to earth to save people who lived long ago. He came to save people from every time and place...He even came to save us! How can we be saved? By turning away from our sins and trusting in Jesus as our Savior.

take out



of BQB

Place in



Visual Aid



Detective Dan's Listening Assignment #2

Detective Dan's

Listening Assignment #2



Hi, Deep Down Detectives!

I'm still working on the case called:

"The Case of the Lover Who Left It All Behind."

Our Bible verse is John 6:38

"For I have come down from heaven, not to do my own will but to do the will of him who sent me."

I need to find out:

1. Whose will (plan) did Jesus come down from heaven to do?

AND

2. What was the plan, and did Jesus do it?

Can you help me? Listen carefully to the story and you might just hear the answers!

Thanks for your help!

Detective Dan

Then say, "Ok, Deep Down Detectives! Put on your best listening ears and see if you can hear the answers to Detective Dan's questions. When I finish telling the story, we will see if we can answer all of his questions."

Read the Bible Truth story, putting up the storyboard pictures/using Story Scenes as you tell it. At the end of the story, repeat the questions and lead the children in answering them. Present the gospel and close in prayer.

Answers to assignment questions, the gospel and ACTS prayer are also included at the end of the story text.

Answers:

Our Bible Verse is John 6:38

"For I have come down from heaven, not to do my own will but to do the will of him who sent me."

1. Whose will (plan) did Jesus come down from heaven to do? God's plan.

2. What was the plan, and did Jesus do it? God's plan was for Jesus to be our Savior. Yes, He did!

For You and Me:

How amazing that Jesus would choose to leave His home in heaven to come to be our Savior! How amazing that He would suffer and die on the cross in the place of God's sinful people! But that's exactly what He did. And He rose from the dead on the third day, proving He had really done it! We, too, can become God's people when we turn away from our sins and trust in Jesus as our Savior.

take out



of BQB

Visual
Aid



Detective Dan's Listening Assignment #3

Detective Dan's

Listening Assignment #3



Hi, Deep Down Detectives!

I'm still working on the case called:

"The Case of the Lover Who Left It All Behind."

I found SIX clues, but TWO of them are NOT in the story. They are: a tulip, a fish, a crown, a book, a woman named Mary, and a sailboat.

Hold up each of the six pictures for the children to see as you identify them. Better yet, put them up on your flannelgraph board, off to one side.

I need to know:

1. Which FOUR pictures belong in the story and which TWO do NOT?
2. What did the people ask Jesus to give them? What did He give them instead?

Can you help me? Listen carefully to the story and you might just hear the answers!

Thanks!

Detective Dan

Then say, "Ok, Deep Down Detectives! Put on your best listening ears and see if you can hear the answers to Detective Dan's questions. When I finish telling the story, we will see if we can answer all of his questions."

Read the Bible Truth story, putting up the storyboard pictures/using Story Scenes as you tell it. At the end of the story, repeat the questions and lead the children in answering them. Present the gospel and close in prayer.

Answers to assignment questions, the gospel and ACTS prayer are also included at the end of the story text.

Answers:

1. Which four pictures belong in the story and which two do not?


The fish, the crown, Mary, and the sailboat belong. The tulip and the book do not.

2. What did the people ask Jesus to give them? What did He give them instead? The people wanted Jesus to be their king who would use God's power to give them more bread and other good things to enjoy now.

For You and Me:

It's easy to understand why the people wanted Jesus to use God's power to give them good things. We all love for God to give us the good things that we enjoy. But how good it is that Jesus chose to do God's will and be our Savior! He gave us what we needed most: forgiveness for our sins. You and I can know God's forgiveness and become His people when we turn away from our sins and trust in Jesus as our Savior.

A Fish



A Tulip






DDD 9.1 Lesson 3 Listening Assignment Clue Picture1 for kids



DDD 9.1 Lesson 3 Listening Assignment Clue Picture 2 for kids

A Book



A Crown



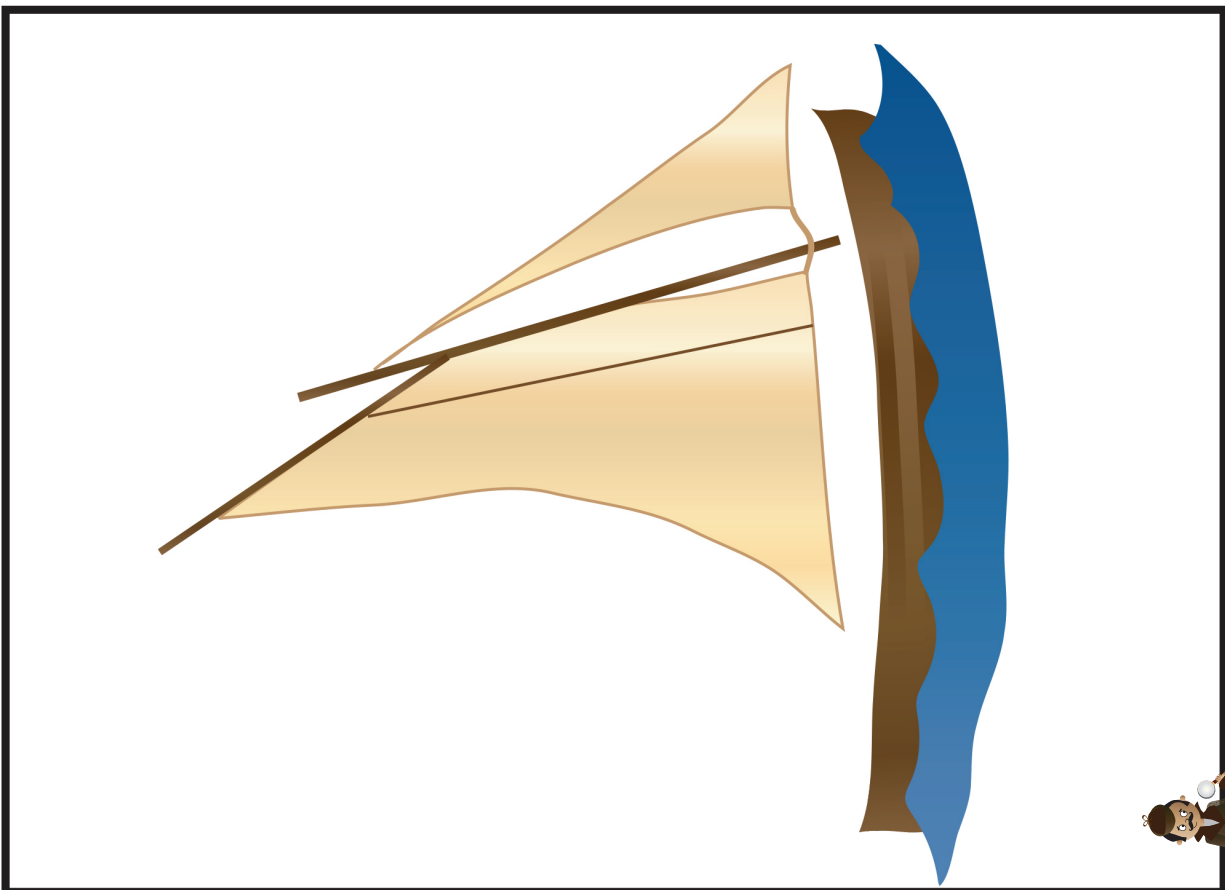


DDD 9.1 Lesson 3 Listening Assignment Clue Picture3 for kids




DDD 9.1 Lesson 3 Listening Assignment Clue Picture 4 for kids

A Sailboat



A Woman Named Mary





DDD 9.1 Lesson 3 Listening Assignment Clue Picture 5 for kids




DDD 9.1 Lesson 3 Listening Assignment Clue Picture 6 for kids

Big Question 9, Bible Truth 1 Storyboard Background Pictures Key (BG)

Put these pictures in place on your storyboard BEFORE you tell your story.

**BG1 Sea of Galilee and
Land around It (Felt)**



**BG2 "Fish Town"
(Capernaum)**



**BG3A-C
Hills around Sea of Galilee**



**BG4 Hill Where Jesus
Goes to Pray**



BG5 Jerusalem



SB6 City in Other Land



Note on BG1 Sea of Galilee and Land Around It:

Create the land and water from felt. Overlay them on the base felt on your flannelgraph board. Velcro on the back of the pieces will hold the pieces securely in place. Finish off the background by adding the additional background pieces provided in this book on top of the felt.

Big Question 9, Bible Truth 1 Storyboard Pictures Key (SB)

Store these pictures in numerical order in your DDD Bible Folder.

Add these to your story as you tell it. Numbers correspond to placement order.

**SB1 Baby Jesus
Born to Mary**



**SB2 Angels Announce
Jesus Is God's Son**



**SB3 Jesus Enjoyed Perfect
Wonderfulness Forever**



**SB4 God's Plan to
Save His People**



SB5 Jesus Grew Up



**SB6 Jesus with People
in Fish Towns
(Capernaum)**



**SB7 Jesus with
People in
Jerusalem**



**SB8 Jesus with
People in Other
Lands**



**SB9 Jesus and
Disciples Sail to
Other Side**



**SB10 Crowds Sail to
Other Side**



**SB11 Jesus and Disciples
Climb Up Mountain**



**SB12 Crowd Climbs
Up Mountain**



**SB13 Jesus Preaching
God's Word**



**SB14 Sick People to
Be Healed**



**SB15 Boy with Loaves
and Fishes**



SB16 Jesus Giving Thanks



**SB17 People Satisfied
with Food**



SB18 12 Baskets of Leftovers



**SB19 Jesus Is the Special
Leader! Make Him King!**



SB20 Not that Kind of King



**SB21 Jesus Came to
Save God's People**



**SB22 Jesus Went to
Other Mountain**



**SB23 Jesus and Disciples
Sail Back to Capernaum**



**SB24 Crowds Sail Back
to Capernaum**



SB25 Crowd Finds Jesus



SB26 Be Our King!



**SB27 Moses Gave Manna,
Jesus Is Even Greater**



**SB28 Isn't Jesus the
Son of Joseph and Mary?**



**SB29 Holy Spirit Working in
Heart**



**SB30 Jesus Is the Messiah,
God's Son**



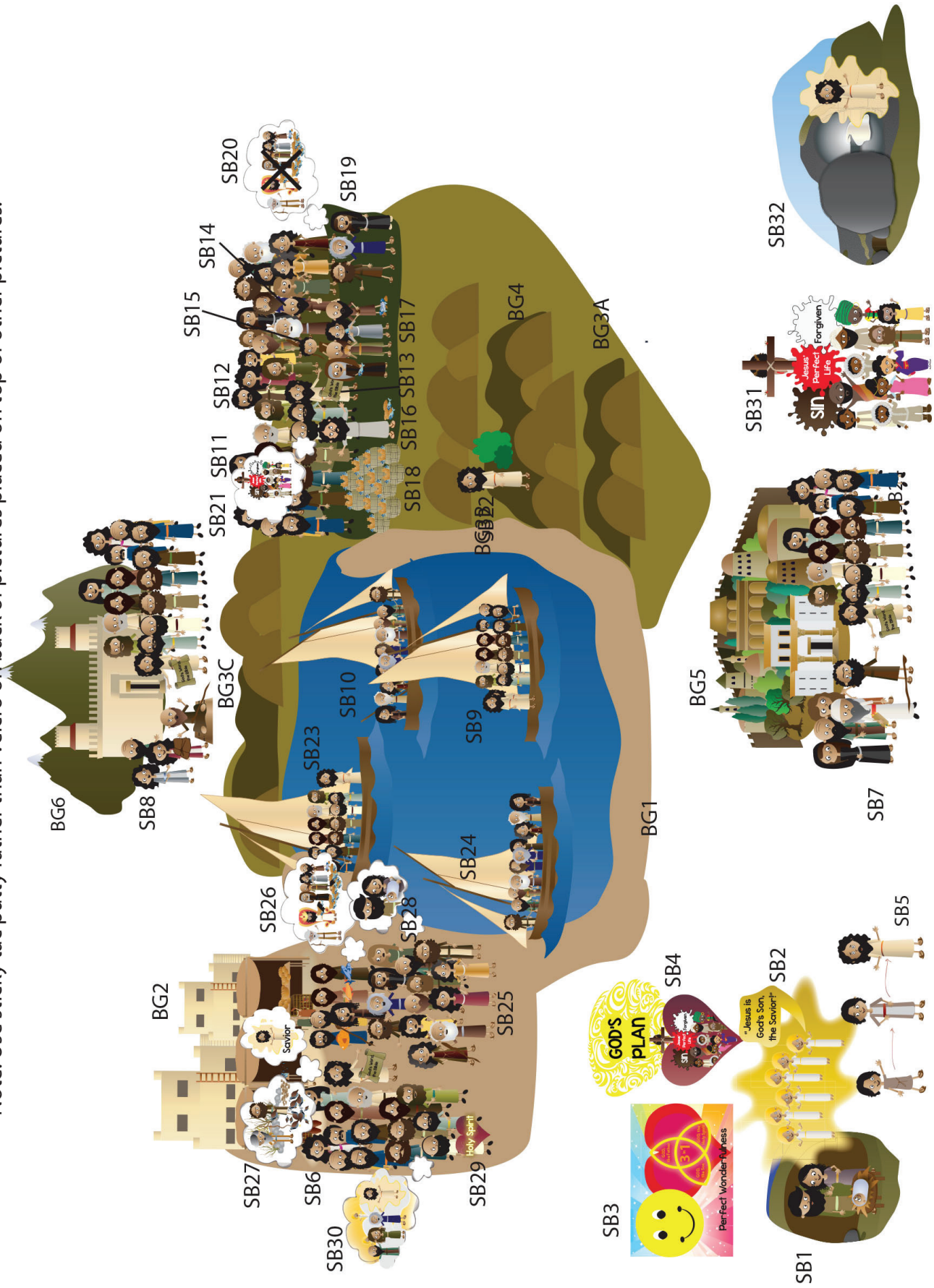
**SB31 Jesus Suffers and Dies
on Cross for God's People**



SB32 Jesus Rises from the Dead



Note: Use sticky tac putty rather than velcro on back of pictures placed on top of other pictures.




NOTE:







Some of the larger images are assembled from two or more pages. You can make these easier to fold by leaving a small gap in the lamination between the pieces. This allows you to fold the image along the gap.



leave slight gap here
to create a “hinge” for
easy folding



BG 2 Fish Town
DDD 9.1 Story
Place on board before telling story



BG 3 Hills DDD 9.1 Story
Place on board before telling story




BG 3 Hills DDD 9.1 Story
Place on board before telling story

BG 3 Hills DDD 9.1 Story
Place on board before telling story

BG 3 Hills DDD 9.1 Story
Place on board before telling story

BG 3 Hills DDD 9.1 Story
Place on board before telling story

BG 3 Hills DDD 9.1 Story
Place on board before telling story




BG 4 Hill Jesus Went to Pray
DDD 9.1 Story
Place on board before telling story

BG 3 Hills DDD 9.1 Story
Place on board before telling story


BG 3 Hills DDD 9.1 Story
Place on board before telling story

SB1 Baby Jesus
Born to Mary




SB3 Jesus Enjoyed Perfect
Wonderfulness Forever
DDD 9.1 Story

SB19 Jesus Is the Special
Leader Make Him King!
DDD 9.1 Story



BG5 Jerusalem
DDD 9.1 Story
Place on board before telling story

BG6 City in Other Land
DDD 9.1 Story
Place on board before telling story



SB22 Jesus Went to
Other Mountain DDD 9.1 Story

SB30 Jesus Is the Messiah,
God's Son
DDD 9.1 Story

SB2 Angels Announce
Jesus Is God's Son
DDD 9.1 Story

SB29 Holy Spirit
Working in Heart
DDD 9.1 Story


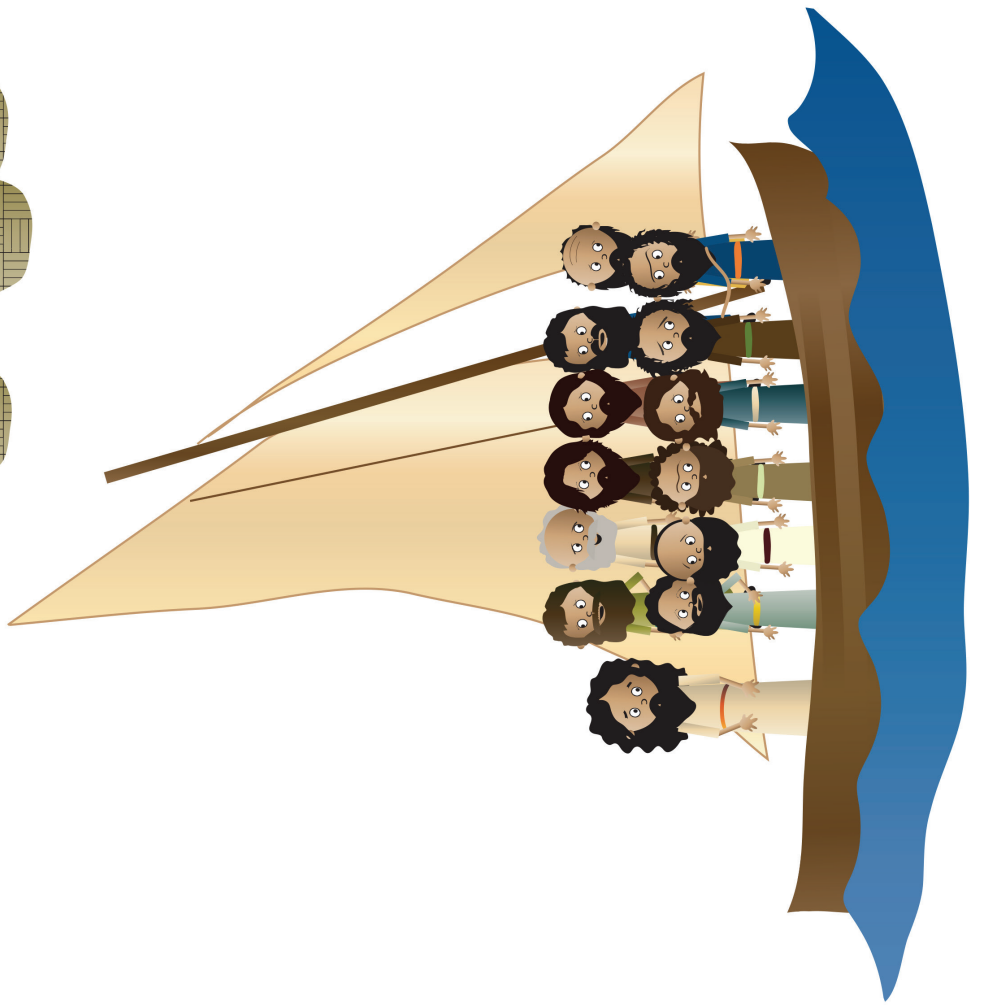
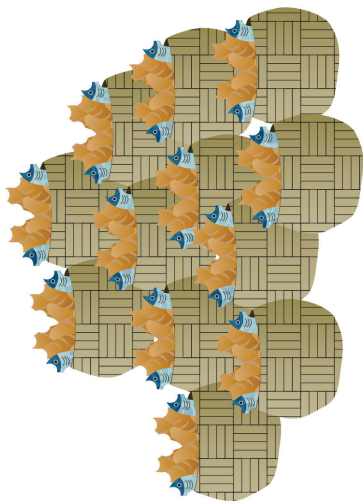
SB7 Jesus with
People in
Jerusalem
DDD 9.1 Story



SB6 Jesus with People
in Fish Towns
(Capernaum)
DDD 9.1 Story

SB26 Be Our King!
DDD 9.1 Story


SB8 Jesus with
People in Other Lands
DDD 9.1 Story



SB18 12 Baskets of Leftovers
DDD 9.1 Story

SB23 SB9 Jesus and
Disciples Sail to
Other Side
DDD 9.1 Story


SB11 Jesus and Disciples
Climb Up Mountain
DDD 9.1 Story



SB17 People Satisfied with Food
DDD 9.1 Story

SB10 Crowds Sail to
Other Side
DDD 9.1 Story

SB12 Crowd Climbs
Up Mountain
DDD 9.1 Story



SB16 Jesus Giving Thanks
DDD 9.1 Story

SB14 Sick People to
Be Healed
DDD 9.1 Story


SB24 Crowds Sail Back to
Capernaum
DDD 9.1 Story

SB13 Jesus Preaching
God's Word
DDD 9.1 Story

SB15 Boy with Loaves and Fishes
DDD 9.1 Story

SB4 God's Plan to
Save His People
DDD 9.1 Story

SB31 Jesus Suffers and
Dies on Cross for
God's People
DDD 9.1 Story



SB28 Isn't Jesus the
Son of Joseph and Mary?
DDD 9.1 Story

SB21 Jesus Came to
Save God's People
DDD 9.1 Story

SB23 Jesus and Disciples
Sail Back to Capernaum
DDD 9.1 Story

SB32 Jesus Rises from the Dead
DDD 9.1 Story



SB27 Moses Gave Manna,
Jesus Is Even Greater
DDD 9.1 Story

SB25 Crowd Finds Jesus
DDD 9.1 Story

DEEP DOWN DETECTIVES



Visual Aids

Unit 9,

Bible Truth 2

About the Deep Down Detectives Visual Aids

How Are They Used?



The Deep Down Detectives Visual Aids book is a companion resource to be used alongside the Deep Down Detectives Core Curriculum book for each unit. These colorful pictures are used in presenting the key concepts; telling the Bible stories; and, in playing the Bible Story Review games.

What Do They Include?



There are five, different resources included in this book:

1. Key Concept Visual Aids-- colorful signs of the Big Question and Answer, the Bible Truth, the Bible verse, and the Listening Assignments to use with the 3 lessons for each Bible Truth.

2. The Storyboard Picture Key--a who's who of the pictures in thumbnail size. Some pictures are labeled "BG." These are your background pictures that you put on the storyboard before telling the story. The rest of the pictures are labeled "SB." These are pictures you put up on the storyboard as you tell the story.


3. Storyboard Suggested Picture Placement page--where to place the pictures on your storyboard.

4. The pictures, themselves. Notice that each picture is identified and numbered on the back for easy reference. The numbers correspond to the numbers in the Picture Placement Key and in the actually story script (found in the Core Curriculum book.)

5. Directions for making the Deep Down Detectives "Bible" Folder and the **back/front images** to paste in place when making it. (Larger back/front images are found online with the curriculum.)

Directions for how to make a homemade flannelgraph storyboard and sturdy storyboard pictures are found in **Appendix E in the Core Curriculum book.**

Ready, Set, Rip It Out!



This book is meant to be ripped up and made into your visual aids. The key concept signs can be cut out and laminated or slipped into sheet protectors. Cut out around the storyboard images and ideally, laminate these. Some of the biggest pictures actually need to be stuck together, before laminating.

Store It!



Deep Down Detectives is a curriculum that can be used over and over. Store your visual aids and storyboard pictures after using them and they will serve you for many years. We store ours in manilla envelopes and then put them (along with all the rest of the curriculum) in magazine files, labeled by Bible Truth. If you have multiple classes using the curriculum, store each set of resources in separate manilla envelopes. This will make prep much simpler, second time around.

Replacement Storyboard Pictures



You can always purchase this book again or simply go online and print out any pictures that go missing.

Two Sizes of Storyboard Pictures



There are two sizes of storyboard pictures to choose from: the standard, large format pictures; or, the smaller format pictures. The larger pictures are best for a big classroom and a storyboard that is at least 36" x 48." (We actually make a whole section of a wall into a felt storyboard!) The small format pictures are created to fit smaller storyboards--in the 24" x 36" to 36" by 48" range. They are most useful in the smaller class or for use at home.

The Case of the Man Who Never Said "No"*The Gospels; Hebrews 4*

of BQB

Story-telling Tips

Ahead of time:

1. Read the Bible verses and story. Pray!
2. Choose story action cues and/or prepare storyboard figures, if using. (Included in Visual Aids book)
3. Practice telling story with the storyboard pictures, timing your presentation. Shorten, if necessary.

During your presentation:

1. Maintain as much eye contact as possible as you tell the story.
2. Put up storyboard figures/add story action cues as you tell the story. Allow the children to help you put them on the board, if desired.
3. Include the children in your story with a few questions about what they think will happen or words/concepts that might be new to them.
4. Watch the kids for signs that their attention span has been reached. Shorten, if necessary.

INTRODUCTION/ LISTENING ASSIGNMENTS

"Our story is called: The Case of the Man Who Never Said "No". Here is your listening assignment." Read from Detective Dan's Listening Assignment signs, but questions are summarized below:

Detective Dan's Lesson #1 Listening Assignment:

I need to know:

- 1. Who was the Man? To whom did He never say "no"?**
- 2. Why was it so important that He never said "no"?**

Detective Dan's Lesson #2 Listening Assignment:**Our Bible Verse is Hebrews 4:15:**

"For we do not have a high priest who is unable to sympathize with our weaknesses, but we have one who has been tempted in every way, just as we are - yet was without sin."

I need to know:

- 1. Who was tempted in every way as we are but never sinned?**
- 2. What could He do for us because He never sinned?**

Detective Dan's Lesson #3 Listening Assignment:I found six clues, but two of them are **NOT** in the story.

They are: a broom; an enemy; a letter; a heart without sin; a duck; and a cross.

Hold each of them up for the children to see as you identify them.

I need to know:

- 1. Which four belong in the story and which two don't?**
- 2. Who never had to confess any sins to God and ask for His forgiveness?**

Read the assignment questions, THEN SAY,

"Ok, Deep Down Detectives! Put on your best listening ears and see if you can hear the answers to Detective Dan's questions. When I finish telling the story, we will see if we can answer all the questions."

*Read the Bible Truth story, answer questions, present the gospel and lead in prayer.**Answers to questions; the gospel; and, ACTS prayer are included with the story text.*

The Case of the Man Who Never Said “No” *The Gospels; Hebrews 4*

Story with lines separating paragraphs (text in bold, optional interaction cues in italics) Numbers correspond to storyboard pictures and placement upon the storyboard. Always feel free to use less pictures, if it's best for your kids. Simply black out the numbers next to pictures you do not plan to use. All pictures are found in the Visual Aids book. Put BG (background) pictures on storyboard ahead of time. SB pictures (listed below in story text) are added to board as you tell the story. These numbers are also found on the back of each picture.

Tip: Stack pictures in numerical before telling story for easy use. Use sticky-back velcro to attach pictures to storyboard felt. Use sticky-tac putty to stick a picture on top of another picture.

Long ago in Bethlehem, (SB1) baby Jesus was born.

Every baby is special, but there was something that made Jesus the most special baby of all. (SB2) A whole host of angels came to tell about Jesus' specialness that night He was born.

They lit up the sky with God's bright, shiny glory as they sang out their good news.

Let's praise God for Jesus right now! "Praise God! Thank you for Jesus!"

What was it that made Jesus so special that the angels would sing about it?

Can you guess?

This baby was (SB3) God's Son. He was Christ, the Lord! He was coming to save God's people from their sins, just as God promised them He would.

Jesus had a very, very hard job ahead of Him. Jesus would have to do something no human had ever done, if He were to save God's people.

Do you have any idea what it was that Jesus would have to do?

Jesus would have to never, ever disobey God. (SB4) He would have to keep all of God's laws ALWAYS! For you see, only if Jesus was perfectly good could God accept His life to pay for the sins of God's people. Nothing less than perfect would do.

Can you imagine what it would be like for Jesus to NEVER disobey God? It would mean ALWAYS loving God most of all. It would mean ALWAYS loving others as the Bible tells us to.

In everything He said, and did, and even thought in His heart, Jesus would have to never, ever do anything wrong. NEVER!

What would Jesus have been like as a little boy who never, ever disobeyed God? First of all, (SB5) Jesus would have loved spending time praying to God, His Father, and learning the Bible.

If His mother, (SB6) Mary, asked Him to help her sweep the floor, Jesus would have obeyed her RIGHT AWAY, ALWAYS! If (SB7) Joseph asked Jesus to share His favorite toy with another child, Jesus have always shared cheerfully.

And what would (SB8) Jesus do if someone did something mean to Him?

What do you think He would do?

He would NOT do something mean to get back at them. He would have forgiven them, instead!

Story with lines separating paragraphs (text in bold, optional interaction cues in italics)

Jesus would have done these things and a lot more when He was a little boy. Day after day, Jesus would have always obeyed God. He would have always done what was right.

Was it easy for Jesus to always obey God and do what was right when He was a little boy?

What do you think?

No, it was not! The Bible tells us that even though Jesus was the perfect Son of God, He was tempted to disobey God in every way, just as we are. But while we give in to disobeying God, (SB9) Jesus never did, not even once! This is what He needed to do if He was to complete His Father's plan and be our Savior.

Jesus didn't stay a little boy. (SB10) He grew up, up, up to be a man. It was time to tell others about God's plans. It was time to show them that He was God's Son, the Savior. And soon, it would be time to suffer and die for God's people. Jesus would have to do all this, and (SB11) still, never, ever disobey God. He would have to obey all of God's laws perfectly. He would have to always love God most of all, and always love others, too. Jesus, the perfect, little boy, now had to be Jesus, the perfect grown-up man! Could He do it?

God's great enemy, Satan, hoped that Jesus could not. Satan wanted to ruin all of God's plans. He wanted Jesus to fail. He didn't want us to have a Savior. (SB12, SB13) Out in the wilderness, Satan came to Jesus with tempting offers. "(SB14) Worship me instead of God, and I will give You the world and all of its riches. You will be king," Satan promised. "Everyone will worship You, if You bow down and worship me."

ALL the best things in the world? Everyone worship Him? Ooh, how tempting that sounded! All Jesus had to do was to bow down to Satan. Ooh, how easy that sounded! Would Jesus give in to Satan?

What do you think?

No, Jesus would NOT! "(SB15) Go away from Me, Satan! I'm only going to worship God, My Father!" Jesus told him. Jesus would be the perfect Savior! He would keep to God's good plan!

Satan wasn't the only one who tempted Jesus to sin and disobey God. Sometimes people said hateful lies about Jesus. (SB16) "You aren't God's Son! You are just like Satan, God's enemy! You do bad things and You should die," they told Him. How easy it would have been for Jesus to break God's plan and prove them wrong! How easy it would have been to hate them back! But, did He?

What do you think?

(SB17) No, Jesus did not! He just kept on loving them. He taught them truths from God's Word, so they might turn away from their sins and trust in Him as their Savior. Why did Jesus do this? Because Jesus wanted to please God, and He wanted to be the perfect Savior for God's people.

(SB18) Sometimes, Jesus was so tired from caring for the crowds of people. They came day after day after day to be healed and to hear from God's Word. "Heal us, Jesus! Teach us, Jesus!" they pleaded with Him.

Jesus loved healing them and teaching them, but it was a lot of work. (SB19) It would have been easy to get grumpy with them and tell them to go away. But, did He?

What do you think?

No, (SB20) Jesus never made a grumpy face or had a grumpy heart! (SB21) He kept on loving and caring for the people. Jesus wanted to please God, and He wanted to be the perfect Savior for God's people.

Story with lines separating paragraphs (text in bold, optional interaction cues in italics)

(SB22) Sometimes, people wanted to make Jesus their king. How nice that must have sounded! Jesus could have a big palace and lots of people to serve Him. That would be much easier than suffering and dying on the cross, as God planned.

But Jesus said, “No.” **(SB23)** He kept to God’s plan. Jesus wanted to please God most of all. He wanted to be the perfect Savior for God’s people. Life in a fancy palace wouldn’t save God’s people. Only by suffering and dying on the cross could Jesus do that.

Even on the last day of His life, Jesus was tempted to disobey God, His Father.

On the way to the cross, **(SB24)** His enemies hit Him, spit on Him, and called Him bad names.

(SB25) As Jesus hung on the cross, suffering for the sins of God’s people, they made fun of Him. **(SB26)** “You say you are God’s Son. Let Him save you! Come down from the cross, if that is who you really are!” they shouted at Him.

Could Jesus have come down from the cross?

What do you think?

Yes, He could have. The Bible tells us that **(SB27)** thousands of angels would have come to help Him, if He had asked them to.

But Jesus did **(SB28)** NOT ask the angels to help Him. He did NOT come down from the cross. Jesus stayed there and suffered and died. He loved His Father and He loved God’s people. This was the way they could be saved from their sins. So, even there, on the cross, Jesus never, ever disobeyed God or His good plan.

Every day of His life, from the day He was born to the day He died, Jesus never, ever disobeyed God or His laws. In everything He thought, and said, and He did, Jesus always loved God most of all, and He always loved others as the Bible tells us to. Jesus lived a PERFECT LIFE!

And so, when Jesus suffered and died on the cross for the sins of God’s people, **(SB29)** His PERFECT life could pay for the sins of God’s people. He was the PERFECT sacrifice, the PERFECT payment needed for their sins. “It is finished,” Jesus said, as He died on the cross.

What was finished? God’s plan to save His people through Jesus! And that’s why on the third day, **(SB30)** Jesus rose from the dead! **(SB31)** He had beaten sin and death for God’s people, once and for all.

Praise God for Jesus! Our perfect Savior who never, ever disobeyed God.

Cracking the Case: (story wrap-up for Listening Assignments)

It's time to see how we did with our Listening Assignment.

Detective Dan's Lesson #1 Listening Assignment:

I need to know:

1. Who was the Man? To whom did He never say "no"? Jesus was the man. He never said "no" to God, His Father. Jesus always obeyed Him and His good laws.

2. Why was it so important that He never said "no"? Only by perfectly obeying God and His good laws could Jesus be the perfect Savior to save God's people from their sins.

For You and Me:

Just like those people who lived in Jesus' day, we need a Savior to save us from our sins. Jesus came to be that Savior. He will be our Savior, if we turn away from our sins and trust in Him. Ask God to help you. He loves to do this!

Detective Dan's Lesson #2 Listening Assignment:**Our Bible Verse is Hebrews 4:15:**

"For we do not have a high priest who is unable to sympathize with our weaknesses, but we have one who has been tempted in every way, just as we are - yet was without sin."

I need to know:

1. Who was tempted in every way as we are but never sinned? Jesus.

2. What could He do for us because He never sinned? He could be our perfect Savior and save us from our sins.

For You and Me:

Just like those people who lived in Jesus' day, we need a Savior to save us from our sins. Jesus came to be that Savior. He will be our Savior, if we turn away from our sins and trust in Him. Ask God to help you. He loves to do this!

Detective Dan's Lesson #3 Listening Assignment:

I found six clues, but two of them are **NOT** in the story. They were: a broom; an enemy; a letter; a heart without sin; a duck; and a cross.

Hold each of them up for the children to see as you identify them.

I need to know:

1. Which four belong in the story and which two don't? The broom, the enemy, the heart without sin, and the cross belong. The letter and the duck do not.

2. Who never had to confess any sins to God and ask for His forgiveness? Jesus.

For You and Me:

Jesus never, ever disobeyed God! As a little boy; as a grown man. No matter how terribly others treated Him. No matter how tempting it would have been to do something else. Jesus never, ever disobeyed. He did this all out of love for God and love for us...that we might turn from our sins and trust in Him as our Savior. Ask God to help you do this. He loves to answer this prayer!

The Gospel (story wrap-up if NOT using Listening Assignments)**Our Bible Truth is:****What Did Jesus Come to Do?****Jesus Came to Bring Us to God...****He Never, Ever Disobeyed God!**

We are not like Jesus, are we? We all have chosen to disobey God and His good ways. That is why we all deserve His punishment for our sins!

God would have been perfectly fair to give us all His punishment. But, He is so full of mercy and love that He chose to save His people!

He sent Jesus to live the perfectly obedient life that none of us have lived. Then, Jesus offered up His perfect life to fully pay for the sins of God's people. On the third day, Jesus rose from the dead in victory.

Now, all who turn away from their sins and trust in Jesus as their Savior can be forgiven and become God's people. We can become God's people, too, when we turn away from our sins and trust in Jesus as our own Savior. Isn't that good news!

Close in prayer.

Closing ACTS Prayer


- A** Jesus, we praise You for being our Savior. You came to bring us to God. We praise You for always saying 'no' to sin. You are the perfect One who never, ever sinned!
- C** Jesus, You never disobeyed God, Your Father, but we are not like You. We have all chosen to disobey God and His good ways. Oh, how we need You to be our Savior!
- T** Thank You, Jesus, for living a perfect life. Thank You for offering it up as the full payment for the sins of all who turn from their sins and trust in You as their Savior.
- S** Jesus, help us each to turn away from our sins and trust in You as our very own Savior. Help us to say 'no' to disobeying God. Help us to love You and live for You more and more. In Jesus' name, we pray, Amen.

Go to Lesson Plan, p.9 for the script to the rest of the lesson.

BIG QUESTION 9



What did Jesus come to do?



VISUAL
AID

take out

#1



of BQB

ANSWER: **Jesus came to bring us to God!**

DDD 9 Big Question and Answer Sign

The Big Question

Hold up the Big Question sign for all the children to see, and say:

The Big Question we are investigating today is
Big Question Number 9:

What Did Jesus Come to Do?
and the Answer is:
Jesus Came to Bring Us to God!

Meaning:

In the beginning, God created the world perfectly. What a wonderful, special closeness people enjoyed with Him! Yes, it was "Perfect Wonderfulness" knowing God and living in His world. It could have stayed that way forever, but it did not. All of this perfection was broken when people disobeyed God. The big Bible word for disobeying God is "sin."

When we look around us, we can see the sadness that sin brought into God's good world. So much in this world is not perfect or wonderful anymore! We've lost the special closeness with God, too. Yes, when sin came into the world, it spoiled so many things.

But would all this sin and sadness last forever? People certainly deserved it to. After all, they had turned away from God. Now people deserved His punishment, not His love.

But God treats us so much better than we deserve! From the beginning, He had an amazing plan to bring sinful people like us back to Himself. How? He promised to send a Savior. That Savior was Jesus, God's own Son. Jesus lived a perfect life, then He gave it up as the full payment for sins as He suffered and died on the cross. On the third day, Jesus rose from the dead, showing He had really done it! He had beaten sin and death for God's people! We can become God's people, too, when we turn away from our sins and trust in Jesus as our Savior. Then, we will get to know God in our hearts; and one day, we will get to go live with God and enjoy all of His Perfect Wonderfulness forever!

Let's sing our Big Question Song:"

Big Q & A q Song

*DDD NIV Songs 9, track 12
(adapted version of "This Old Man")*

What did Jesus come to do?
What did Jesus come to do?
Jesus came to bring us to God.
That's what Jesus came to do!

BIG QUESTION 9: Six truths about Jesus



This Unit's Bible Truths

"Jesus Came to Bring Us to God" is a good beginning, but there's so more to learn. So it's time for us to dig down even deeper for more answers to our Big Question about God. We're going to be learning SIX Bible truths that all tell us more about Jesus.

Who would like to hand me the picture with our six Bible truths on it? It's in the Big Question Box/Briefcase."

Choose a child to get it and hand it to you, then hold it up and show them the pictures of the six truths they will be learning.

After everyone has had a good look, say...


"Ok, we've learned one truth about what Jesus. It's this one: "He Left His Home in Heaven to Save Us" (point to pictures as you identify each Bible Truth). Now let's look at our Bible Truth Clue sign and see if we can figure out which of these six truths we will be learning about today. Who would like to get it out of the Big Question Briefcase for me?"

Choose a child to open the briefcase, take out the Bible Truth Clue sign and hand it to you. Hold up the front side for the children to see.

CAN YOU GUESS BIBLE TRUTH 2:

What did Jesus come to do?
Jesus came to bring us to God...
He never, ever ---- God!

HINT: What's the opposite of "obey"?



ANSWER:

He never, ever DISOBEYED God!

Visual Aid
take out



#3

of BQB

Revealing the Bible Truth

We Are Learning

Hold up the front side for the children to see. Cover up the answer, written along the bottom, and say:

**“What Did Jesus Come to Do?
Jesus Came to Bring Us to God!
He Never, Ever, ???? God!”**

We’re missing one word. Here’s the hint to what the missing word is. It says: “What’s the opposite of “obey”?”

Can you guess? It’s “Disobey.”

So the Bible Truth we are learning today is:

(uncover answer from bottom of sign, show it to them and say:)


**“What Did Jesus Come to Do?
Jesus Came to Bring Us to God!
He Never, Ever, Disobeyed God!”**

And here is what this Bible Truth means:
(read the meaning off of the back of the sign, say:)

Jesus never, ever sinned. He always obeyed God, His Father. But even though Jesus always never disobeyed God, there were many times when He was tempted to. The Bible tells us that Jesus was tempted in every way just like us; but unlike us, Jesus never gave in and sinned. In everything He thought and said and did, Jesus always kept on obeying God. And He did this His whole life! Wow! Jesus was absolutely perfect!

Perhaps Jesus’ greatest temptation came the night before He died on the cross. Jesus knew that it would hurt so badly to suffer for the sins of God’s people. But Jesus loved God, His Father, and us so much! He would NOT turn away from His Father’s good plan. He would suffer and die in the place of God’s people so they could be forgiven.

And it is so very good for us that Jesus did not sin and that He did choose to die for us. Only if He lived a perfect life could He give it up on the cross as the full payment for the sins of God’s people. He was the only hope for our sins to be forgiven by God. He was the only way we could become God’s people. You can be one of God’s people, too, if you turn away from your sins and trust in Jesus as your Savior.



"For we do not have a high priest who is unable to sympathize with our weaknesses, but we have one who has been tempted in every way, just as we are - yet was without sin." Hebrews 4:15

Bible Truth 2 Bible Verse

Remove the Bible Verse Picture from the "Bible" folder and hold it up for all the children to see, then say:

John 6:38 tells us:

Hebrews 4:15

"For we do not have a high priest who is unable to sympathize with our weaknesses, but we have one who has been tempted in every way, just as we are - yet was without sin."

Learn a Little: "[Jesus] has been tempted in every way, just as we are - yet was without sin."

What does that mean?

Do you know what tempted means? It means thinking about doing something that God says is wrong. Our Bible verse tells us Jesus was tempted in every way, just like we are! But what made Jesus different? He always said "no" to tempting things. He never disobeyed God! Jesus was perfect. He was without sin!

The Bible calls Jesus our great, high priest because He is the one who brought His own life as the perfect payment for our sins. He made the way for us to become God's people. I'm so glad Jesus never disobeyed God! That was the only way He could be our Savior!

"We've said our Bible verse, now let's sing it!"

"We've said our Bible verse, now let's sing it!"

Jesus Has Been Tempted:

Hebrews 4:15

DDD NIV Songs 9, track 22

Jesus has been tempted
in every way,
Jesus has been tempted
in every way,
Just as we are, just as we are,
Yet Jesus was without sin.
Hebrews Chapter Four, fifteen.

"Now it's time to do a bit more deep down investigating. Let's see what Detective Dan wants us to help him figure out. Would someone like to get it out for me?"

take out



of BQB

Place in



Visual Aid



Detective Dan's Listening Assignment #1

Detective Dan's

Listening Assignment #1



Hi, Deep Down Detectives!

I'm working on a brand-new case called:

The Case of the Man Who Never Said "No."

I need to find out:

1. Who was the Man? To whom did He never say "no"?
AND

2. Why was it so important that He never said "no"?

Can you help me? Listen carefully to the story and you might just hear the answers!

Thanks!

Detective Dan

Then say, "Ok, Deep Down Detectives! Put on your best listening ears and see if you can hear the answers to Detective Dan's questions. When I finish telling the story, we will see if we can answer all of his questions."

Read the Bible Truth story, putting up the storyboard pictures/using Story Scenes as you tell it.

At the end of the story, repeat the questions and lead the children in answering them. Present the gospel and close in prayer.

Answers to assignment questions, the gospel and ACTS prayer are also included at the end of the story text.

Answers:

1. Who was the Man? To whom did He never say "no"? Jesus was the man. He never said "no" to God, His Father. Jesus always obeyed Him and His good laws.

2. Why was it so important that He never said "no"? Only by perfectly obeying God and His good laws could Jesus be the perfect Savior to save God's people from their sins.

For You and Me:

Just like those people who lived in Jesus' day, we need a Savior to save us from our sins. Jesus came to be that Savior. He will be our Savior, if we turn away from our sins and trust in Him. Ask God to help you. He loves to do this!



Detective Dan's Listening Assignment #2

Detective Dan's

Listening Assignment #2



Hi, Deep Down Detectives!

I'm still working on the case called:

The Case of the Man Who Never Said "No."

Our Bible verse is Hebrews 4:15:

"For we do not have a high priest who is unable to sympathize with our weaknesses, but we have one who has been tempted in every way, just as we are - yet was without sin."

I need to find out:

1. Who was tempted in every way as we are but never sinned?

AND

2. What could He do for us because He never sinned?

Can you help me? Listen carefully to the story and you might just hear the answers!

Thanks for your help!

Detective Dan

Then say, "Ok, Deep Down Detectives! Put on your best listening ears and see if you can hear the answers to Detective Dan's questions. When I finish telling the story, we will see if we can answer all of his questions."

Read the Bible Truth story, putting up the storyboard pictures/using Story Scenes as you tell it. At the end of the story, repeat the questions and lead the children in answering them. Present the gospel and close in prayer.

Answers to assignment questions, the gospel and ACTS prayer are also included at the end of the story text.

Answers:

Our Bible Verse is: Hebrews 4:15

"For we do not have a high priest who is unable to sympathize with our weaknesses, but we have one who has been tempted in every way, just as we are - yet was without sin."

For You and Me:

1. Who was tempted in every way as we are but never sinned? Jesus.

2. What could He do for us because He never sinned? He could be our perfect Savior and save us from our sins.

For You and Me:

Just like those people who lived in Jesus' day, we need a Savior to save us from our sins. Jesus came to be that Savior. He will be our Savior, if we turn away from our sins and trust in Him. Ask God to help you. He loves to do this!

take out




of BQB

Place in




Visual Aid



Detective Dan's Listening Assignment #3

Detective Dan's

Listening Assignment #3



Hi, Deep Down Detectives!

I'm still working on the case called:

The Case of the Man Who Never Said "No."

I found SIX clues, but TWO of them are NOT in the story.

They are: a broom; an enemy; a letter; a heart without sin; a duck; and a cross.

Hold up each of the six pictures for the children to see as you identify them. Better yet, put them up on your flannelgraph board, off to one side.

I need to know:

1. Which four belong in the story and which two don't?
2. Who never had to confess any sins to God and ask for His forgiveness?

Can you help me? Listen carefully to the story and you might just hear the answers!

Thanks!

Detective Dan

Then say, "Ok, Deep Down Detectives! Put on your best listening ears and see if you can hear the answers to Detective Dan's questions. When I finish telling the story, we will see if we can answer all of his questions."

Read the Bible Truth story, putting up the storyboard pictures/using Story Scenes as you tell it. At the end of the story, repeat the questions and lead the children in answering them. Present the gospel and close in prayer.

Answers to assignment questions, the gospel and ACTS prayer are also included at the end of the story text.

Answers:

1. Which four belong in the story and which two don't?

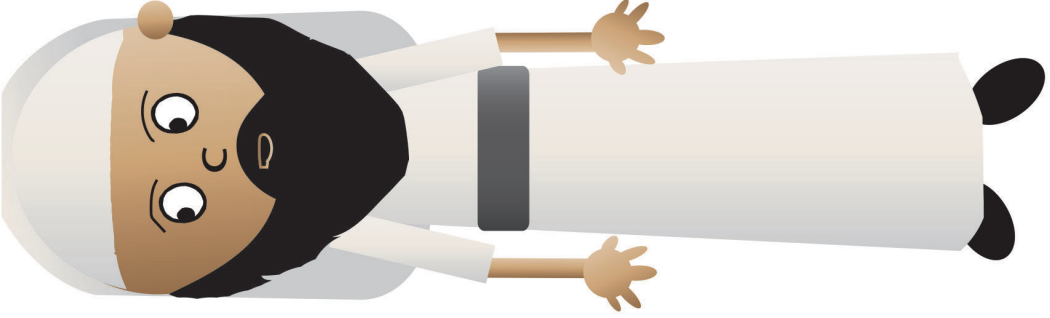
The broom, the enemy, the heart without sin, and the cross belong. The letter and the duck do not.

2. Who never had to confess any sins to God and ask for His forgiveness? Jesus.


For You and Me:

Jesus never, ever disobeyed God! As a little boy; as a grown man. No matter how terribly others treated Him. No matter how tempting it would have been to do something else. Jesus never, ever disobeyed. He did this all out of love for God and love for us...that we might turn from our sins and trust in Him as our Savior. Ask God to help you do this. He loves to answer this prayer!

An Enemy



A Broom





DDD 9.2 Lesson 3 Listening Assignment Clue Picture1 for kids




DDD 9.2 Lesson 3 Listening Assignment Clue Picture 2 for kids

A Heart without Sin



A Letter






DDD 9.2 Lesson 3 Listening Assignment Clue Picture3 for kids



DDD 9.2 Lesson 3 Listening Assignment Clue Picture 4 for kids

A Cross



A Duck





DDD 9.2 Lesson 3 Listening Assignment Clue Picture 5 for kids




DDD 9.2 Lesson 3 Listening Assignment Clue Picture 6 for kids


Big Question 9, Bible Truth 2 Storyboard Background Pictures Key (BG)

Put these pictures in place on your storyboard BEFORE you tell your story.

**BG1 Home of Mary
and Joseph**



BG2 Wilderness



Big Question 9, Bible Truth 2 Storyboard Pictures Key (SB)

Store these pictures in numerical order in your DDD Bible Folder.

Add these to your story as you tell it. Numbers correspond to placement order.

**SB1 Baby Jesus
Born to Mary**



**SB2 Angels Announce
Jesus Is God's Son**



SB3 God Is Jesus' Father



**SB4 Love God and Others,
Keep God's Laws Perfectly
As a Boy**



**SB5 Pray to the LORD,
Read the Bible**




SB6 Jesus Obeyed Cheerfully



SB7 Jesus Shared His Toys



**SB8 Jesus Forgave Others
When They Were Unkind**



**SB9 Jesus' Perfect Life
(as a Boy)**



SB10 Jesus Grows Up



**SB11 Love God and Others,
Keep God's Laws Perfectly
As a Man**



SB12 Satan, God's Great Enemy



SB13 Jesus in Wilderness



**SB14 Satan Offers Jesus the
World, If He Worships Him**



**SB15 Jesus Only Worships God,
Will Keep to God's Plan**



**SB16 Jesus with People Who
Lie about Him**



SB17 Jesus Loves Them Back



**SB18 Needy People with
Tired Jesus**



**SB19 Tempted to Tell Them
to Go Away**



**SB20 No to Temptation to
Tell Them to Go Away**



**SB21 Jesus Cares for Them
Instead**



**SB22 Jesus with People Who
Want to Make Him King**



**SB23 Jesus Keeps to God's Plan
to Suffer and Die for Gods People**



**SB24 Jesus Being Hurt by
Enemies**



**SB25 Jesus Suffers and Dies
on Cross for God's People**



**SB26 Jesus' Enemies Tell Jesus
to Come Down from Cross**



**SB27 Angels Come Down to
Rescue Jesus**



SB28 No to Angels Rescuing Jesus



SB29 Jesus' Perfect Life Is Enough




SB30 Jesus Rises From the Dead



**SB31 Jesus with God's People
in Heaven**



Note: Use sticky tac putty rather than velcro on back of pictures placed on top of other pictures.




NOTE:

Some of the larger images are assembled from two or more pages. You can make these easier to fold by leaving a small gap in the lamination between the pieces. This allows you to fold the image along the gap.



leave slight gap here
to create a “hinge” for
easy folding



SB1 Baby Jesus
Born to Mary
DDD Story 9.2

SB13 Jesus in Wilderness
DDD Story 9.2

SB7 Jesus Shared Toys
DDD Story 9.2




BG2 Wilderness DDD Story 9.2
Laminate and put on board BEFORE telling story



BG1 Home of Mary
and Joseph DDD Story 9.2
Put on board BEFORE telling story

SB3 God Is Jesus' Father
DDD Story 9.2

SB2 Angels Announce
Jesus Is God's Son
DDD Story 9.2





SB12 Satan, God's
Great Enemy
DDD Story 9.2

SB21 Jesus Cares for
Them Instead DDD Story

SB8 Forgave Others When
They Were Unkind
DDD Story 9.2

SB6 Obeyed Cheerfully
DDD Story 9.2

SB5 Pray to the LORD,
Read the Bible
DDD Story 9.2



SB24 Jesus Being Hurt by Enemies
DDD Story 9.2

SB28 No to Angels Rescuing Jesus
DDD Story 9.2

SB19 Tempted to Tell Them
to Go Away DDD Story 9.2

SB30 Jesus Rises From the Dead
DDD Story 9.2




SB4 Love God and Others,
Keep God's Laws Perfectly
As a Boy DDD Story 9.2

SB9 Jesus' Perfect Life
(as Boy) DDD Story 9.2

SB29 Jesus' Perfect
Life Is Enough
DDD Story 9.2


SB15 Jesus Only Worships God,
Will Keep to God's Plan
DDD Story 9.2



SB26 Jesus' Enemies Tell Jesus
to Come Down from Cross
DDD Story 9.2

SB25 Jesus Suffers and Dies
on Cross for God's People
DDD Story 9.2

SB14 Satan Offers Jesus the
World, If He Worships Him
DDD Story 9.2








God's Laws



SB22 Jesus with People Who
Want to Make Him King
DDD Story 9.2

SB28 No to Angels Rescuing Jesus DDD Story 9.2

SB11 Love God and Others,
Keep God's Laws Perfectly
As a Man DDD Story 9.2



SB23 Jesus Keeps to God's
Plan to Suffer and Die for
Gods People DDD Story 9.2



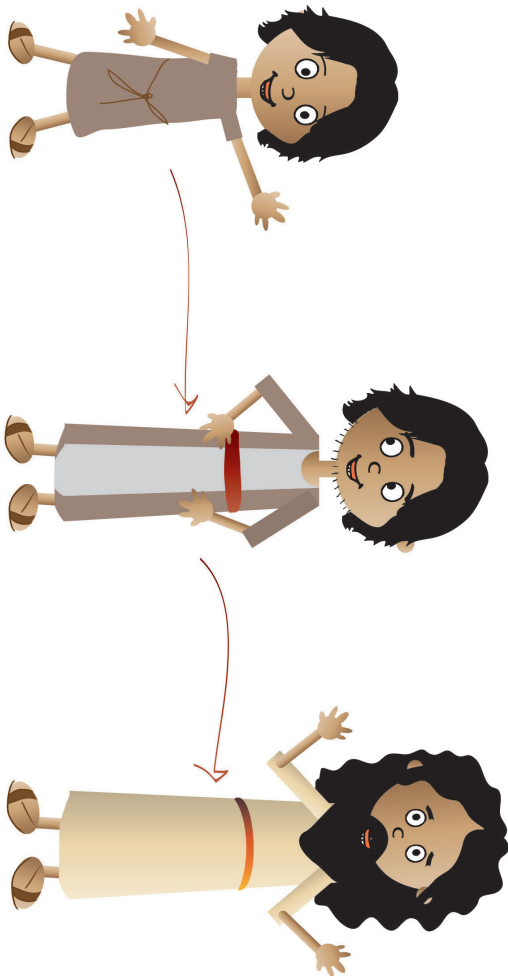
SB16 Jesus with People Who
Lie about Him DDD Story 9.2

SB17 Jesus Loves
Them Back
DDD Story 9.2

SB27 Angels Come Down to
Rescue Jesus DDD Story 9.2



Home with God forever!



SB9 Fake God Baal
Story 9.2

SB21 Altar with Worship Gift to the LORD
Story 9.2

DEEP DOWN DETECTIVES



Visual Aids

Unit 9,

Bible Truth 3

About the Deep Down Detectives Visual Aids

How Are They Used?



The Deep Down Detectives Visual Aids book is a companion resource to be used alongside the Deep Down Detectives Core Curriculum book for each unit. These colorful pictures are used in presenting the key concepts; telling the Bible stories; and, in playing the Bible Story Review games.

What Do They Include?



There are five, different resources included in this book:

1. Key Concept Visual Aids-- colorful signs of the Big Question and Answer, the Bible Truth, the Bible verse, and the Listening Assignments to use with the 3 lessons for each Bible Truth.

2. The Storyboard Picture Key--a who's who of the pictures in thumbnail size. Some pictures are labeled "BG." These are your background pictures that you put on the storyboard before telling the story. The rest of the pictures are labeled "SB." These are pictures you put up on the storyboard as you tell the story.


3. Storyboard Suggested Picture Placement page--where to place the pictures on your storyboard.

4. The pictures, themselves. Notice that each picture is identified and numbered on the back for easy reference. The numbers correspond to the numbers in the Picture Placement Key and in the actually story script (found in the Core Curriculum book.)

5. Directions for making the Deep Down Detectives "Bible" Folder and the **back/front images** to paste in place when making it. (Larger back/front images are found online with the curriculum.)

Directions for how to make a homemade flannelgraph storyboard and sturdy storyboard pictures are found in **Appendix E in the Core Curriculum book.**

Ready, Set, Rip It Out!



This book is meant to be ripped up and made into your visual aids. The key concept signs can be cut out and laminated or slipped into sheet protectors. Cut out around the storyboard images and ideally, laminate these. Some of the biggest pictures actually need to be stuck together, before laminating.

Store It!



Deep Down Detectives is a curriculum that can be used over and over. Store your visual aids and storyboard pictures after using them and they will serve you for many years. We store ours in manilla envelopes and then put them (along with all the rest of the curriculum) in magazine files, labeled by Bible Truth. If you have multiple classes using the curriculum, store each set of resources in separate manilla envelopes. This will make prep much simpler, second time around.

Replacement Storyboard Pictures



You can always purchase this book again or simply go online and print out any pictures that go missing.

Two Sizes of Storyboard Pictures



There are two sizes of storyboard pictures to choose from: the standard, large format pictures; or, the smaller format pictures. The larger pictures are best for a big classroom and a storyboard that is at least 36" x 48." (We actually make a whole section of a wall into a felt storyboard!) The small format pictures are created to fit smaller storyboards--in the 24" x 36" to 36" by 48" range. They are most useful in the smaller class or for use at home.

The Case of the Eyewitness*Luke 4:31ff; 5; 9:28-36; 11:23-24; John 2; 6:16-21; 11*

of BQB

Story-telling Tips

Ahead of time:

1. Read the Bible verses and story. Pray!
2. Choose story action cues and/or prepare storyboard figures, if using. (Included in Visual Aids book)
3. Practice telling story with the storyboard pictures, timing your presentation. Shorten, if necessary.

During your presentation:

1. Maintain as much eye contact as possible as you tell the story.
2. Put up storyboard figures/add story action cues as you tell the story. Allow the children to help you put them on the board, if desired.
3. Include the children in your story with a few questions about what they think will happen or words/concepts that might be new to them.
4. Watch the kids for signs that their attention span has been reached. Shorten, if necessary.

INTRODUCTION/ LISTENING ASSIGNMENTS

"Our story is called: The Case of the Eyewitness. Here is your listening assignment." Read from Detective Dan's Listening Assignment signs, but questions are summarized below:

Detective Dan's Lesson #1 Listening Assignment:

An eyewitness is someone who knows something is true because he saw it happen.

I need to know:

- 1. Who was an eyewitness who saw what Jesus did?**
- 2. What did this eyewitness see Jesus do that was most amazing of all?**

Detective Dan's Lesson #2 Listening Assignment:

Our Bible Verse is Matthew 4:23:

"Jesus went... preaching the good news of the kingdom, and healing every disease and sickness among the people."

I need to know:

- 1. What did people think as they listened to Jesus teach?**
- 2. What did people think as they watched Jesus heal their sicknesses?**

Detective Dan's Lesson #3 Listening Assignment:I found six clues, but two of them are **NOT** in the story.

They are: a man named Peter; a bumblebee; a sick woman; some medicine; a worship place; and, God's Word, the Bible.

Hold each of them up for the children to see as you identify them.

I need to know:

- 1. Which four belong in the story and which two don't?**
- 2. What did many sick people thank Jesus for doing for them?**

Read the assignment questions, THEN SAY,

"Ok, Deep Down Detectives! Put on your best listening ears and see if you can hear the answers to Detective Dan's questions. When I finish telling the story, we will see if we can answer all the questions."

Read the Bible Truth story, answer questions, present the gospel and lead in prayer.

Answers to questions; the gospel; and, ACTS prayer are included with the story text.

The Case of the Eyewitness

Luke 4:31ff; 5; 9:28-36; 11:23-24; John 2; 6:16-21; 11

Story with lines separating paragraphs (text in bold, optional interaction cues in italics) Numbers correspond to storyboard pictures and placement upon the storyboard. Always feel free to use less pictures, if it's best for your kids. Simply black out the numbers next to pictures you do not plan to use. All pictures are found in the Visual Aids book. Put BG (background) pictures on storyboard ahead of time. SB pictures (listed below in story text) are added to board as you tell the story. These numbers are also found on the back of each picture.

Tip: Stack pictures in numerical before telling story for easy use. Use sticky-back velcro to attach pictures to storyboard felt. Use sticky-tac putty to stick a picture on top of another picture.

"Have you heard about Jesus?" everyone was asking.

(SB1) In the market, as they sold their sheep and bought their fruit and vegetables. (SB2) In the fields, as they gathered in their wheat. (SB3) In the boats, as they pulled in their nets full of flopping fish. (SB4) On the dusty road, as they walked along. (SB5) In their beds, as they went to sleep. Everywhere people lived and worked and played, they were asking that same question: "Have you heard about Jesus?"

And why wouldn't people want to talk about Jesus? He was saying and doing the most amazing things! No one had ever met anyone like Jesus.

Perhaps no one knew this better than (SB6) Peter. One Sabbath worship day, Peter joined (SB7) the people gathering at the synagogue, the worship place in his town. And who was teaching there that day?

Can you guess?

It was Jesus!

Peter and the others watched as Jesus took out a scroll of the Bible and read from it, just like the other teachers did. But what would this new teacher say? Would He teach just like (SB8) the other teachers?

(SB9) Now, the other teachers taught the people about God's 613 laws written down in the Bible. And, they gave the people lots of extra, little DO's and DON'Ts rules that they thought would help everyone obey God's laws better. They taught "DO's" like: "Do say a special prayer as you wash your hands when you wake up in the morning, or you won't please God." And "DON'T's" like: "Don't use the same spoon to stir milk and cook meat, or you won't please God." And even though NONE of these little rules were in the Bible, those teachers were SURE that obeying them was the way to please God.

But, oh, But, oh, how all those extra, little rules weighed down upon the people! Would Jesus teach the people the same extra, little, when He preached from God's Word?

What do you think?

No, He would not! What Jesus taught from God's Word wasn't ANYTHING like what the other rabbis (teachers) taught. When Jesus preached, (SB10) He told people what the Bible REALLY meant. He told them what God was like and how God wanted them to live. How powerfully Jesus preached that morning! Peter and the others were amazed at what they heard. This Jesus was not like any other teacher. He was giving them words filled with life. Their hearts leaped with excitement to hear more. What would Jesus say next?

Suddenly, right in the middle of Jesus' preaching, a man stood up and started shouting at Jesus as loud as he could: "(SB11) Go away! What do You want with us, Jesus? Have You come to get rid of us? I know who You are! You are God's Son!" he yelled.

The man was right. Jesus WAS God's Son. He had come to save God's people and to break the power of sin and death. But something was terribly wrong here. God's great enemy, Satan, was using this poor man to get in the way of Jesus telling people this good news, not to help anyone put their trust in Him as their Savior.

"(SB12) Go away! Leave this man alone!" Jesus ordered. (SB13) Instantly, the man was freed. He became happy and calm. Peter and the others were shocked! Jesus had complete power over God's great enemy,

Story with lines separating paragraphs (text in bold, optional interaction cues in italics)

But if Peter thought that was the only amazing thing he would see Jesus do that day, he was wrong. After the worship service, (SB14) Jesus went home with Peter. (SB15) Peter's mother in law was in bed with a hot, hot fever.

Usually, she would be up, welcoming Peter and his important guest home, and serving them a delicious, homemade meal. Not this time. She was so sick that she couldn't even get out of bed.

But now, Jesus had come. He would help her. (SB16) "Leave this woman," Jesus said to the fever, and it did. She was healed! (SB17) She got up from her bed and helped serve the food. How happy and grateful she was for this amazing teacher!

News about Jesus spread around town quickly. (SB18) Neither Peter's family nor the people in the synagogue could keep quiet. "Have you heard about Jesus? Have you heard about Jesus?" they exclaimed. And when the sun set on that Sabbath worship day, (SB19) crowds of sick people hurried to Peter's house. Blind people, deaf people, people with hurting legs, and many other sicknesses came. They were all there with one hope. Do you know what it was?

Can you guess?

They all hoped that Jesus would heal them, too. And sure enough, (SB20) Peter watched as Jesus placed His hands on them, one by one. (SB21) With God's great power, Jesus healed them all.

Wow! What a worship day that had been! Peter had heard Jesus teach about God like no one else he had ever heard. Peter had seen Jesus do so many amazing things by God's great power. What a day, indeed!

That worship day was just the beginning. (SB22) Peter left his home and followed Jesus everywhere He went. Peter became one of Jesus' disciples and one of His closest friends. Peter wanted to hear Jesus tell MORE about God, and see Him do MORE amazing things, by God's great power.

And so Peter did, day after day. Peter heard Jesus (SB23) teach that He was God's Son, come to save sinners. He heard Jesus teach about how God wants His people to live.

Peter watched Jesus do more amazing things, by God's power, too. (SB24) Peter watched Jesus turn water into delicious wine at a wedding. (SB25) He watched Jesus walk on top of the wavy waters of the Sea of Galilee, one night. Jesus even invited Peter to walk on the water with Him! (SB26) High up on a mountain, Peter saw Jesus shine with God's beautiful, bright glory. (SB27) And Peter even saw Jesus raise a man named Lazarus back to life after he had been dead for FOUR DAYS!

But it wasn't until the very end of Jesus' life that Peter saw Jesus do the greatest thing He would ever do. Can you guess what that was?

Can you guess?

(SB28) Peter watched Jesus suffer and die on a cross for the sins of God's people. (Remove BG3 to reveal SB29) Then on the third day, Peter saw Jesus, risen from the dead. Jesus had done it! He had really beaten sin and death for God's people.

As Peter heard Jesus teach all these things and watched Him do all these things, (SB30) God gave Peter faith to believe. Yes! Jesus WAS God's Son, the Savior come down from heaven to save them from their sins! Peter turned away from his sins and trusted in Jesus as his Savior. (SB31) The Holy Spirit came to live in Peter's heart, helping him love God and tell others the good news of Jesus, too.

(SB32) Peter spent the rest of his life telling others that good news. He praised God as many people heard and trusted in Jesus as their Savior, too.

(SB33) But for Peter, the best day of all was when he died and went to heaven. Then Peter could see for himself how everything Jesus had taught was true! All of Peter's sins HAD been forgiven! God HAD given him eternal life through Jesus. Now Peter would live face-to-face with Jesus, once more. But this time, it would last forever and ever.

Cracking the Case: (story wrap-up for Listening Assignments)

It's time to see how we did with our Listening Assignment.

Detective Dan's Lesson 1 Listening Assignment:

An eyewitness is someone who knows something is true because he saw it happen.

I need to know:

1. Who was an eyewitness who saw what Jesus did? Peter.

2. What did this eyewitness see Jesus do that was most amazing of all? Peter saw Jesus die on the cross for the sins of God's people, then rise from the dead, three days later.

For You and Me:

Peter turned from his sins and trusted in Jesus as his Savior. He spent the rest of his life loving God and living for Him. That's exactly what God wants us to do, too. Ask Him to help you. He loves to answer prayers like this!

Detective Dan's Lesson 2 Listening Assignment:**Our Bible Verse is Matthew 4:23:**

"Jesus went... preaching the good news of the kingdom, and healing every disease and sickness among the people."

I need to find out:

1. What did people think as they listened to Jesus teach? They had never heard anyone speak about God as He did.

2. What did people think as they watched Jesus heal their sicknesses? They had never seen anyone do such amazing things by God's power as He did.

For You and Me:

Jesus taught amazing things and did amazing things, all by God's power. Why? Because He wanted people to put their trust in Him as their Savior. And that's exactly what Jesus wants us to do, as we hear about Him today. He wants us to turn away from our sins and trust in Him as our Savior. If we do, we will become God's dearly-loved people. We will get to know God now in our hearts. And one day, get to go live with Him forever.

Detective Dan's Lesson 3 Listening Assignment:

Our six clues were: a man named Peter; a bumblebee; a sick woman; some medicine; a worship place; and, God's Word, the Bible.

1. Which four belong in our story?

Peter, the sick woman, the worship place and the Bible belong. The moose and the medicine do not.

2. What did many sick people thank Jesus for doing for them? For healing them of their sicknesses.**For You and Me:**

Many sick people thanked Jesus for healing them by God's power, but Jesus did something far greater for them, by God's power. He suffered and died on the cross that they might be forgiven their sins and have eternal life with God. This is something we can thank Jesus for doing, too, if we turn away from our sins and trust in Him as our Savior. Then, we will be God's dearly-loved people. We will get to know God now in our hearts. And one day, get to go live with Him forever.

The Gospel (story wrap-up if NOT using Listening Assignments)**Our Bible Truth is:****How Can I Know What God Is Like?****Jesus Came to Bring Us to God!****He Taught about God and Did Amazing Things!**

Today, we have heard some of the amazing things that Jesus taught and did. Like Simon Peter, God can use these things to help us to believe in Jesus, too. He can help us to turn away from our sins and trust in Jesus as our Savior, too. Then, like Simon Peter, we will be God's people, too. We can know and become one of His people, even today!

Close in prayer.


Closing ACTS Prayer

- A** Jesus, we praise You for being our Savior. You came to bring us to God. We praise You for all the wonderful things You taught us about God and all the amazing things You did, by God's great power. No one is like You!
- C** Jesus, when we read in the Bible what You taught, we see that we are all sinners who have disobeyed God. Oh, how we need You to be our Savior!
- T** Thank You, Jesus, for showing us what God is like in all that You taught and all the amazing things You did. Thank You for dying on the cross to save all who trust in You as their Savior.
- S** Jesus, work in our hearts. Help us to turn away from our sins. Help us to trust in You as our Savior. Help us to love You more and live for You more, as we read in the Bible what You taught and all the amazing things You did. In Jesus' name, we pray, Amen.

BIG QUESTION 9



What did Jesus come to do?



VISUAL
AID

take out

#1



of BQB

ANSWER: **Jesus came to bring us to God!**

DDD 9 Big Question and Answer Sign

The Big Question

Hold up the Big Question sign for all the children to see, and say:

The Big Question we are investigating today is
Big Question Number 9:

What Did Jesus Come to Do?
and the Answer is:
Jesus Came to Bring Us to God!

Meaning:

In the beginning, God created the world perfectly. What a wonderful, special closeness people enjoyed with Him! Yes, it was "Perfect Wonderfulness" knowing God and living in His world. It could have stayed that way forever, but it did not. All of this perfection was broken when people disobeyed God. The big Bible word for disobeying God is "sin."

When we look around us, we can see the sadness that sin brought into God's good world. So much in this world is not perfect or wonderful anymore! We've lost the special closeness with God, too. Yes, when sin came into the world, it spoiled so many things.

But would all this sin and sadness last forever? People certainly deserved it to. After all, they had turned away from God. Now people deserved His punishment, not His love.

But God treats us so much better than we deserve! From the beginning, He had an amazing plan to bring sinful people like us back to Himself. How? He promised to send a Savior. That Savior was Jesus, God's own Son. Jesus lived a perfect life, then He gave it up as the full payment for sins as He suffered and died on the cross. On the third day, Jesus rose from the dead, showing He had really done it! He had beaten sin and death for God's people! We can become God's people, too, when we turn away from our sins and trust in Jesus as our Savior. Then, we will get to know God in our hearts; and one day, we will get to go live with God and enjoy all of His Perfect Wonderfulness forever!

Let's sing our Big Question Song:"

Big Q & A q Song

*DDD NIV Songs 9, track 12
(adapted version of "This Old Man")*

What did Jesus come to do?
What did Jesus come to do?
Jesus came to bring us to God.
That's what Jesus came to do!

BIG QUESTION 9: Six truths about Jesus

1.

2.

3.

4.

5.

6.

This Unit's Bible Truths

"Jesus Came to Bring Us to God" is a good beginning, but there's so more to learn. So it's time for us to dig down even deeper for more answers to our Big Question about God. We're going to be learning SIX Bible truths that all tell us more about Jesus.

Who would like to hand me the picture with our six Bible truths on it? It's in the Big Question Box/Briefcase."

Choose a child to get it and hand it to you, then hold it up and show them the pictures of the six truths they will be learning.

After everyone has had a good look say...

"Ok, we've learned two truths about Jesus. They are: "He Left His Home in Heaven to Save Us" and "He Never, Ever Disobeyed God." (point to pictures as you identify each Bible Truth). Now let's look at our Bible Truth Clue sign and see if we can figure out which of these six truths we will be learning about today. Who would like to get it out of the Big Question Briefcase for me?"

Choose a child to open the briefcase, take out the Bible Truth Clue sign and hand it to you.

CAN YOU GUESS BIBLE TRUTH 3:

**What did Jesus come to do?
Jesus came to bring us to God...
He taught about ????
and did amazing things!**

**HINT: Who is the only
One we should
worship?
His name starts
with a "G" and
it rhymes with
"odd."**



**ANSWER:
He taught about GOD and did amazing things!**

Revealing the Bible Truth

We Are Learning

Hold up the front side for the children to see. Cover up the answer, written along the bottom, and say:

**“What Did Jesus Come to Do?
Jesus Came to Bring Us to God!
He Taught about ??? and Did Amazing Things!”**

We’re missing a word. Here is the hint for the missing word. It says: “Who is the only One we should worship? His name starts with a “G” and it rhymes with “odd.”

Can you guess? The answer is: “God.”

So the Bible Truth we are learning today is:

(uncover answer from bottom of sign, show it to them and say:)

**“What Did Jesus Come to Do?
Jesus Came to Bring Us to God!
He Taught about GOD and Did Amazing Things!”**

And here is what this Bible Truth means:


(read the meaning off of the back of the sign, say:)

Before Jesus died on the cross, He taught about God for three years. Jesus taught from the Bible. He told the people what God is like. He taught them that He was God’s Son who had come to save them from their sins. He taught them how they could become God’s people and how God’s people should live.

The people who listened to Jesus teach were amazed. They had never heard someone tell them so much about God. Jesus talked as if He knew God, and, of course, He did. Jesus wasn’t just a man like them, He was the Son of God, Himself.

Jesus didn’t just teach about God. He also did many amazing things by God’s power—miracles! Things so amazing that only God could do. He fed thousands of people with just a little bit of food. He stilled the wind and waves of a raging storm with just His word. He healed sick people and even brought dead people to life by God’s power.

And what did God use Jesus’ teaching and these miracles to do? To show the people that Jesus really was His Son, the Messiah, the Savior, who had come to save them. And that’s exactly what many people did! They turned away from their sins and trusted in Jesus, as God’s Son, their Savior.



“Jesus went... preaching the good news of the kingdom, and healing every disease and sickness among the people.” Matthew 4:24

Bible Truth 3 Bible Verse

Remove the Bible Verse Picture from the "Bible" folder and hold it up for all the children to see, then say:

Matthew 4:23 tells us:

Matthew 4:23

"Jesus went... preaching the good news of the kingdom, and healing every disease and sickness among the people."

Learn a Little: "Jesus went... preaching and healing among the people."

What does that mean?

Jesus taught the people the good news of the kingdom of God. Do you know what that is? That anyone who turns away from their sins and trusts Jesus as their Savior will be forgiven and saved. They will get to love God and enjoy Him forever! And Jesus healed all sorts of sicknesses. Not the way doctors do, with medicines! No, Jesus is God. He could tell sickness to leave and it would. Just like that! Many people watched what Jesus said and did, and they believed in Him. That's the best news of all!

"We've said our Bible verse, now let's sing it!"

"We've said our Bible verse, now let's sing it!"

Jesus Went a-Preachin':

Matthew 4:23

DDD NV Songs 9, track 25

Jesus went a-preaching
the good news of the kingdom,
Jesus went a-preaching
the good news of the kingdom,
Jesus went a-preaching
the good news of the kingdom,
Among the people.

And what else did Jesus do?

Jesus went a-healing
every disease and sickness.
Jesus went a-healing
every diseases and sickness.
Jesus went a-healing
every diseases and sickness.
Among the people.
Matthew Four, twenty-three.

"Now it's time to do a bit more deep down investigating. Let's see what Detective Dan wants us to help him figure out. Would someone like to get it out for me?"

take out



of BQB

Place in



Visual Aid



Detective Dan's Listening Assignment #1

Detective Dan's

Listening Assignment #1



Hi, Deep Down Detectives!
I'm working on a brand-new case called:
"The Case of the Eyewitness."

An eyewitness is someone who knows something is true because he saw it happen.

I need to find out:

1. Who was an eyewitness who saw what Jesus did?
AND
2. What did this eyewitness see Jesus do that was most amazing of all?

Can you help me? Listen carefully to the story and you might just hear the answers!

Thanks!
Detective Dan

Then say, "Ok, Deep Down Detectives! Put on your best listening ears and see if you can hear the answers to Detective Dan's questions. When I finish telling the story, we will see if we can answer all of his questions."

Read the Bible Truth story, putting up the storyboard pictures/using Story Scenes as you tell it.

At the end of the story, repeat the questions and lead the children in answering them. Present the gospel and close in prayer.

Answers to assignment questions, the gospel and ACTS prayer are also included at the end of the story text.

Answers:

An eyewitness is someone who knows something is true because he saw it happen.

I need to know:

1. Who was an eyewitness who saw what Jesus did? Peter.
2. What did this eyewitness see Jesus do that was most amazing of all? Peter saw Jesus die on the cross for the sins of God's people, then rise from the dead, three days later.

For You and Me

Peter turned from his sins and trusted in Jesus as his Savior. He spent the rest of his life loving God and living for Him. That's exactly what God wants us to do, too. Ask Him to help you. He loves to answer prayers like this!



Detective Dan's Listening Assignment #2

Detective Dan's

Listening Assignment #2



Hi, Deep Down Detectives!

I'm still working on the case called:

"The Case of the Eyewitness."

Our Bible Verse is Matthew 4:23

"Jesus went... preaching the good news of the kingdom, and healing every disease and sickness among the people."

I need to find out:

1. What did people think as they listened to Jesus teach?

AND

2. What did people think as they watched Jesus heal their sicknesses?

Can you help me? Listen carefully to the story and you might just hear the answers!

Thanks for your help!

Detective Dan

Then say, "Ok, Deep Down Detectives! Put on your best listening ears and see if you can hear the answers to Detective Dan's questions. When I finish telling the story, we will see if we can answer all of his questions."

Read the Bible Truth story, putting up the storyboard pictures/using Story Scenes as you tell it. At the end of the story, repeat the questions and lead the children in answering them. Present the gospel and close in prayer.

Answers to assignment questions, the gospel and ACTS prayer are also included at the end of the story text.

Answers:

Our Bible Verse is Matthew 4:23

"Jesus went... preaching the good news of the kingdom, and healing every disease and sickness among the people."e"

I need to find out:

1. **What did people think as they listened to Jesus teach?** They had never heard anyone speak about God as He did.

2. **What did people think as they watched Jesus heal their sicknesses?** They had never seen anyone do such amazing things by God's power as He did.

For You and Me:

Jesus taught amazing things and did amazing things, all by God's power. Why? Because He wanted people to put their trust in Him as their Savior. And that's exactly what Jesus wants us to do, as we hear about Him today. He wants us to turn away from our sins and trust in Him as our Savior. If we do, we will become God's dearly-loved people. We will get to know God now in our hearts. And one day, get to go live with Him forever.

take out



of BQB

Visual
Aid



Detective Dan's Listening Assignment #3

Detective Dan's

Listening Assignment #3



Hi, Deep Down Detectives!
I'm still working on the case called:
"The Case of the Eyewitness."

I found **SIX** clues, but **TWO** of them are **NOT** in the story.
They are: a man named Peter; a bumblebee; a sick woman; some medicine; a worship place; and, God's Word, the Bible.

Hold up each of the six pictures for the children to see as you identify them. Better yet, put them up on your flannelgraph board, off to one side.

I need to know:

1. Which **FOUR** pictures belong in the story and which **TWO** do **NOT**?
2. What did many sick people thank Jesus for doing for them

Can you help me? Listen carefully to the story and you might just hear the answers!

Thanks!
Detective Dan

Then say, "Ok, Deep Down Detectives! Put on your best listening ears and see if you can hear the answers to Detective Dan's questions. When I finish telling the story, we will see if we can answer all of his questions."

Read the Bible Truth story, putting up the storyboard pictures/using Story Scenes as you tell it. At the end of the story, repeat the questions and lead the children in answering them. Present the gospel and close in prayer.

Answers to assignment questions, the gospel and ACTS prayer are also included at the end of the story text.

Answers:


1. Which four belong in our story?

Peter, the sick woman, the worship place and the Bible belong. The bumblebee and the medicine do not.


2. What did many sick people thank Jesus for doing for them? For healing them of their sicknesses.

For You and Me:

Many sick people thanked Jesus for healing them by God's power, but Jesus did something far greater for them, by God's power. He suffered and died on the cross that they might be forgiven their sins and have eternal life with God. This is something we can thank Jesus for doing, too, if we turn away from our sins and trust in Him as our Savior. Then, we will be God's dearly-loved people. We will get to know God now in our hearts. And one day, get to go live with Him forever.



A Bumblebee



A Man Named Peter




DDD 9.3 Lesson 3 Listening Assignment Clue Picture1 for kids




DDD 9.3 Lesson 3 Listening Assignment Clue Picture 2 for kids

Some Medicine



A Sick Woman





DDD 9.3 Lesson 3 Listening Assignment Clue Picture3 for kids

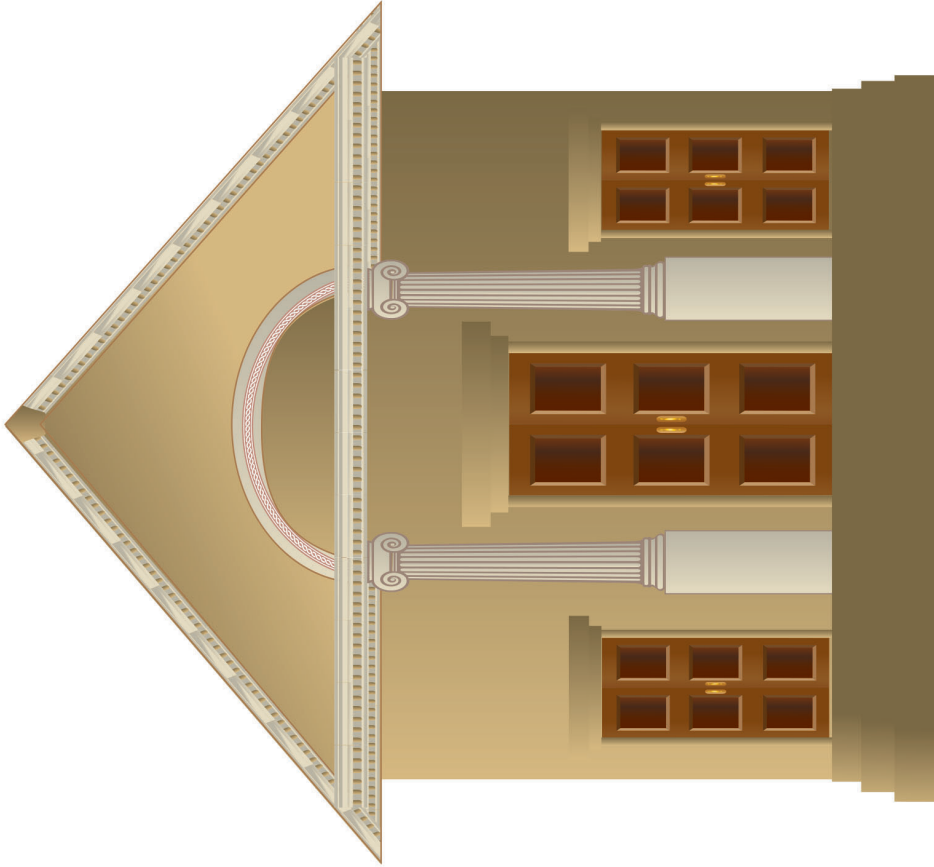


DDD 9.3 Lesson 3 Listening Assignment Clue Picture 4 for kids

God's Word, the Bible



A Worship Place





DDD 9.3 Lesson 3 Listening Assignment Clue Picture 6 for kids




DDD 9.3 Lesson 3 Listening Assignment Clue Picture 5 for kids


Big Question 9, Bible Truth 3 Storyboard Background Pictures Key (BG)

Put these pictures in place on your storyboard BEFORE you tell your story.

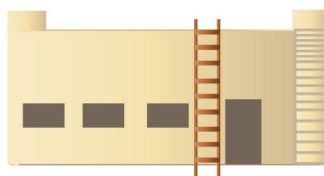
BG1 Synagogue Worship Place



BG2 Peter's House



BG3 Front of House Where Disciples Are Hiding



Big Question 9, Bible Truth 3 Storyboard Pictures Key (SB)

Store these pictures in numerical order in your DDD Bible Folder.

Add these to your story as you tell it. Numbers correspond to placement order.

SB1 People Talking in Marketplace



SB2 People Talking in Fields



SB3 People Talking While Out Fishing



SB4 People Talking along Road



SB5 People Talking in Bed



SB6 Peter



SB7 People Gathering to Listen to Jesus Preach



SB8 Other Teachers



SB9 What the Other Teachers Teach



SB10 What Jesus Teaches



SB11 Man Shouting at Jesus



SB12 Jesus Freeing the Man



SB13 Jesus with the Man Freed



SB14 Peter and Jesus at Peter's House



SB15 Peter's Sick Mother in Law



SB16 Jesus Telling Fever to Leave



SB17 Peter's Mother in Law Serving Jesus and Peter



SB18 Spreading the News about Jesus



SB19 Sick People Coming to Be Healed



SB20 Peter Watching Jesus Heal Sick People



SB21 Sick People Healed



SB22 Peter Going with Jesus as He Teaches the Crowds



SB23 Jesus Teaching about God



SB24 Turning Water into Wine



SB25 Walking on Water



SB26 Jesus in His Glory



SB27 Jesus Raising Lazarus from the Dead



SB28 Watching Jesus Being Crucified



SB29 Seeing the Risen Jesus



SB30 Peter Believes in Jesus



SB31 Holy Spirit Living in His Heart




SB32 Peter Telling Others about Jesus



SB33 Peter in Heaven with Jesus



Note: Use sticky tac putty rather than velcro on back of pictures placed on top of other pictures.




NOTE:


Some of the larger images are assembled from two or more pages. You can make these easier to fold by leaving a small gap in the lamination between the pieces. This allows you to fold the image along the gap.



leave slight gap here
to create a “hinge” for
easy folding





BG1 Worship Place
DDD 9.3 Story
Place on board BEFORE telling the
story




SB16 Jesus Telling Fever to Leave
DDD 9.3 Story

BG2 Peter's House
DDD 9.3 Story
Place on board BEFORE telling the
story



BG3 Front of House Where Disciples
Are Hiding pt 1 of 2
DDD 9.3 Story
Glue together and laminate
Place on board BEFORE telling the
story


SB9 What the Other
Teachers Teach
DDD 9.3 Story



BG3 Front of House Where Disciples
Are Hiding pt 2 of 2
DDD 9.3 Story
Glue together and laminate
Place on board BEFORE telling the
story

SB31 Holy Spirit
Living in His Heart
DDD 9.3 Story




SB4 People Talking along Road
DDD 9.3 Story



SB11 Man Shouting at Jesus
DDD 9.3 Story

SB30 Peter Believes in Jesus
DDD 9.3 Story

SB1 People Talking in Marketplace
DDD 9.3 Story






SB30 Peter Believes in Jesus
DDD 9.3 Story

SB2 People Talking in Fields
DDD 9.3 Story

SB13 Jesus with the Man Freed
DDD 9.3

SB8 Other Teachers
DDD 9.3

SB5 People Talking in Bed
DDD 9.3 Story



SB14 Peter and Jesus at Peter's
House DDD 9.3

SB6 Peter DDD 9.3

SB10 What Jesus Teaches
DDD 9.3 Story

SB3 People Talking While Out Fishing
DDD 9.3 Story

SB7 People Gathering to
Listen to Jesus Preach
DDD 9.3 Story



SB19 Sick People Coming to
Be Healed
DDD 9.3 Story

SB15 Peter's Sick Mother in Law
DDD 9.3 Story


SB27 Jesus Raising Lazarus
from the Dead
DDD 9.3 Story

SB21 Sick People Healed
DDD 9.3 Story



SB25 Walking on Water
DDD 9.3 Story

SB26 Jesus in His Glory
DDD 9.3 Story



SB28 Watching Jesus Being Crucified
DDD 9.3 Story


SB17 Peter's Mother in Law
Serving Jesus and Peter
DDD 9.3 Story

SB32 Peter Telling Others about Jesus
DDD 9.3 Story



SB29 Seeing the Risen Jesus
Pt 1 of 2
DDD 9.3 Story
Glue Together and Laminate

SB29 Seeing the Risen Jesus
Pt 2 of 2
DDD 9.3 Story
Glue Together and Laminate





SB23 Jesus Teaching about God
DDD 9.3 Story

SB24 Turning Water into Wine
DDD 9.3 Story



SB33 Peter in Heaven with Jesus
DDD 9.3 Story



SB20 Peter Watching Jesus
Heal Sick People
DDD 9.3 Story

SB18 Spreading the News about Jesus
DDD 9.3 Story

SB22 Peter Going with Jesus
as He Teaches the Crowds
DDD 9.3 Story

DEEP DOWN DETECTIVES



Visual Aids

Unit 9,

Bible Truth 4

About the Deep Down Detectives Visual Aids

How Are They Used?



The Deep Down Detectives Visual Aids book is a companion resource to be used alongside the Deep Down Detectives Core Curriculum book for each unit. These colorful pictures are used in presenting the key concepts; telling the Bible stories; and, in playing the Bible Story Review games.

What Do They Include?



There are five, different resources included in this book:

1. Key Concept Visual Aids-- colorful signs of the Big Question and Answer, the Bible Truth, the Bible verse, and the Listening Assignments to use with the 3 lessons for each Bible Truth.

2. The Storyboard Picture Key--a who's who of the pictures in thumbnail size. Some pictures are labeled "BG." These are your background pictures that you put on the storyboard before telling the story. The rest of the pictures are labeled "SB." These are pictures you put up on the storyboard as you tell the story.


3. Storyboard Suggested Picture Placement page--where to place the pictures on your storyboard.

4. The pictures, themselves. Notice that each picture is identified and numbered on the back for easy reference. The numbers correspond to the numbers in the Picture Placement Key and in the actually story script (found in the Core Curriculum book.)

5. Directions for making the Deep Down Detectives "Bible" Folder and the **back/front images** to paste in place when making it. (Larger back/front images are found online with the curriculum.)

Directions for how to make a homemade flannelgraph storyboard and sturdy storyboard pictures are found in **Appendix E in the Core Curriculum book.**

Ready, Set, Rip It Out!



This book is meant to be ripped up and made into your visual aids. The key concept signs can be cut out and laminated or slipped into sheet protectors. Cut out around the storyboard images and ideally, laminate these. Some of the biggest pictures actually need to be stuck together, before laminating.

Store It!



Deep Down Detectives is a curriculum that can be used over and over. Store your visual aids and storyboard pictures after using them and they will serve you for many years. We store ours in manilla envelopes and then put them (along with all the rest of the curriculum) in magazine files, labeled by Bible Truth. If you have multiple classes using the curriculum, store each set of resources in separate manilla envelopes. This will make prep much simpler, second time around.

Replacement Storyboard Pictures



You can always purchase this book again or simply go online and print out any pictures that go missing.

Two Sizes of Storyboard Pictures



There are two sizes of storyboard pictures to choose from: the standard, large format pictures; or, the smaller format pictures. The larger pictures are best for a big classroom and a storyboard that is at least 36" x 48." (We actually make a whole section of a wall into a felt storyboard!) The small format pictures are created to fit smaller storyboards--in the 24" x 36" to 36" by 48" range. They are most useful in the smaller class or for use at home.

The Case of the Great Price*Matthew 27; Mark 15; Luke 23; John 19*

of BQB

Story-telling Tips

Ahead of time:

1. Read the Bible verses and story. Pray!
2. Choose story action cues and/or prepare storyboard figures, if using. (Included in Visual Aids book)
3. Practice telling story with the storyboard pictures, timing your presentation. Shorten, if necessary.

During your presentation:

1. Maintain as much eye contact as possible as you tell the story.
2. Put up storyboard figures/add story action cues as you tell the story. Allow the children to help you put them on the board, if desired.
3. Include the children in your story with a few questions about what they think will happen or words/concepts that might be new to them.
4. Watch the kids for signs that their attention span has been reached. Shorten, if necessary.

INTRODUCTION/ LISTENING ASSIGNMENTS

"Our story is called: The Case of the Great Price. Here is your listening assignment." Read from Detective Dan's Listening Assignment signs, but questions are summarized below:

Detective Dan's Lesson #1 Listening Assignment:

I need to find out:

- 1. What did Jesus do that cost a great price?**
- 2. Who did He do it for? Why?**

Detective Dan's Lesson #2 Listening Assignment:**Our Bible Verse is Hosea 13:14:***"I will ransom them from the power of the grave, I will redeem them from death."*

I need to find out:

- 1. To ransom means to pay whatever it costs to rescue someone. Who ransomed God's people from death?**
- 2. What had to be done to ransom God's people from death?**

Detective Dan's Lesson #3 Listening Assignment:

I found six clues, but only 4 of them are in the story.

They are: an alligator; Jesus; a robber; a jail; sin; and a harp. *Hold each of them up for the children to see as you identify them.*

I need to figure out:

- 1. Which four belong in our story?**
- 2. What do God's people thank Jesus for doing for them on the cross?**

Read the assignment questions, THEN SAY,

"Ok, Deep Down Detectives! Put on your best listening ears and see if you can hear the answers to Detective Dan's questions. When I finish telling the story, we will see if we can answer all the questions."

*Read the Bible Truth story, answer questions, present the gospel and lead in prayer.**Answers to questions; the gospel; and, ACTS prayer are included with the story text.*

The Case of the Great Price *Matthew 27; Mark 15; Luke 23; John 19*

Story with lines separating paragraphs (text in **bold**, optional interaction cues in *italics*) Numbers correspond to storyboard pictures and placement upon the storyboard. Always feel free to use less pictures, if it's best for your kids. Simply black out the numbers next to pictures you do not plan to use. All pictures are found in the Visual Aids book. Put BG (background) pictures on storyboard ahead of time. SB pictures (listed below in story text) are added to board as you tell the story. These numbers are also found on the back of each picture.

Tip: Stack pictures in numerical before telling story for easy use. Use sticky-back velcro to attach pictures to storyboard felt. Use sticky-tac putty to stick a picture on top of another picture.

(SB1) The Roman king did NOT put up with (SB2) lawbreakers! Some lawbreakers he punished by (SB3) putting them in jail for a long time. And some, he punished by (SB4) whipping them with painful, sharp ropes. Others, (SB5) he sent away to sea to row big warships for his soldiers. But the worst kinds of lawbreakers, (SB6) the king sent to a hill outside of Jerusalem called Golgotha. And there, these worst kinds of men were given the worst kind of punishment. (SB7, SB8) They were put up on big, wooden crosses (with nails!), and they were left there to suffer and die.

The cross was a terrible punishment! It was so terrible that people in Jesus' day would not even say the word "cross". (SB9) "Cross" was a bad word that good people did not say, let alone think about.

What kinds of lawbreakers died on crosses? (SB10) Traitors died on crosses (men who tried to get rid of the king). (SB11) Murderers died on crosses (men who killed other people). (SB12) Robbers died on crosses (men who took other people's things). These worst kinds of lawbreakers were given the worst kind of punishment.

The cross. It was for bad men being punished for the bad things they had done. That's the way it was back in those days. At least, that was the way it was supposed to be.

But what a strange thing people saw on Golgotha, one Friday long ago! For there, on that, hill stood three crosses for three men. Two of the men were robbers, but (SB13) the third one was a man no one expected to see there. Can you guess who it was?

Can you guess?

It was Jesus!

Now, everyone could understand why the two robbers had been put on their crosses. (SB14) These men had snatched other people's things, and now they were being punished for the bad things they had done. That was the Roman king's law.

(SB15) But Jesus? Why was He there? What bad thing had He done? Can you tell me?

Can you think of anything bad that Jesus had done?

Had Jesus snatched other people's things, like the robbers? No! Had He killed someone like, the murderers? No! Had He tried to get rid of the king, like the traitors? No! Jesus had never done any of these bad things. As a matter of fact, (SB16) Jesus had never sinned. He had never done EVEN ONE bad thing in His whole life!

(SB17) Jesus always kept God's laws. He always loved God most of all. He always loved others as the Bible tells us to. In EVERYTHING Jesus thought in His heart; and in EVERYTHING Jesus said and did, He never, ever disobeyed God. Jesus was the only person who ever lived a PERFECT LIFE. That's why Jesus, of all people, did not deserve to be up there on that cross!

Story with lines separating paragraphs (text in bold, optional interaction cues in italics)

So, why WAS Jesus on that cross, if not for bad things He had done? Was it all just a big mistake?

What do you think?

Far from it! This was God's plan. Yes, it was the Roman king who ordered Jesus to be put on that cross, and it was his soldiers who put Jesus on it. But God had woven their evil deeds into His much, much bigger, GLORIOUS, LOVING, GOOD plan to rescue His people from their sins.

Jesus was up on that cross because He CHOSE (SB18) to be there to take the punishment God's people deserved from GOD (SB19)!

From God?! Why would HE need to punish His people? Didn't He love them? Yes, He loved them very much.

But you see, the LORD is the one, true, perfectly good God, and (SB20) He is the big king over everyone. (SB21) He has given us His perfectly good laws to live by, but have we obeyed them?

Have we?

No, we have not! None of us! We have ALL disobeyed God, and we ALL deserve His punishment for disobeying Him and His good laws. That makes us all sinners. And oh, what a terrible punishment we all deserve! We deserve to be separated from God and all His goodness forever. Forever punishment! Isn't that awful?

(SB22) But God loved the world so much that He sent His Son, Jesus, to suffer and die on that cross. He took the punishment for the sins of God's people upon Himself, so they wouldn't have to. (SB23) Jesus' perfect life paid for their sins, so they could be FORGIVEN. And, so they could be loved by God forever, instead of punished!

Who are God's people? They are all who would ever turn away from disobeying God and trust in Jesus as their Savior. All who come to God like this are God's people! So, that's why Jesus suffered and died on the cross that day. Not for anything He had done, but (SB24) because He loved God, His Father, and God's people so much. Isn't Jesus amazing!

And how do we KNOW that Jesus really took all of the punishment for God's people that day? It's because of what happened on the third day after Jesus died. Do you know what happened?

Can you tell me?

(SB25, SB26) On Day One, Jesus' body stayed dead in the cave-grave. On Day Two, Jesus' body stayed dead in the cave-grave. (Move (BG4 to the side, then remove SB25 and add SB27) But on Day Three, Jesus rose up from the dead, showing that He had really done it!

Now, God's people were forgiven forever! Now, they never would have to have God's punishment. (SB28) Now, they would get to know and love Him in their hearts their whole lives! And one day, when they die, (SB29) they would get to go live with God forever! What a wonderful thing it is to be God's dearly-loved people!

Thank You, Jesus, for taking all of God's punishment for God's people on the cross! Thank You, that You offer for us to become God's people, too, when we turn away from our sins and trust in You as our Savior! Help us to do this, even today!

Cracking the Case: (story wrap-up for Listening Assignments)

It's time to see how we did with our Listening Assignment.

Detective Dan's Lesson 1 Listening Assignment:

1. What did Jesus do that cost a great price? He suffered and died on the cross.

2. Who did He do it for? Why? He did it for God's people, so they could be saved from their sins.

For You and Me:

How amazing is God's love for His people! That He would send His Son, Jesus, to suffer and die in their place! We can become God's people, too, when we turn away from our sins and trust in Jesus as our Savior.

Detective Dan's Lesson 2 Listening Assignment:**Our Bible Verse is Hosea 13:14, HCSB:**

"I will ransom them from the power of Sheol. I will redeem them from death."

1. To ransom means to pay whatever it costs to rescue someone. Who ransomed God's people from death? Jesus did.

2. What had to be done to ransom God's people from death? Jesus had to pay for their sins, Himself, as He suffered and died on the cross.

For You and Me

How amazing is God's love for His people! That He would send His Son, Jesus, to suffer and die in their place! We can become God's people, too, when we turn away from our sins and trust in Jesus as our Savior.

Detective Dan's Lesson 3 Listening Assignment:

Our six clues were: an alligator; Jesus; a robber; a jail; sin; and a harp. Hold each of them up for the children to see as you identify them.

1. Which four belong in our story?

Jesus, the robber, the jail and sin belong. The butterfly and the harp do not.

2. What do God's people thank Jesus for doing for them on the cross? For suffering and dying on the cross for their sins so they could be forgiven.

For You and Me

How amazing is God's love for His people! That He would send His Son, Jesus, to suffer and die in their place! We can become God's people, too, when we turn away from our sins and trust in Jesus as our Savior.

The Gospel (story wrap-up if NOT using Listening Assignments)**Our Bible Truth is:****What Did Jesus Come to Do?****Jesus Came to Bring Us to God...****He Died on the Cross for the Sins of God's People!**

What did Jesus come to do? Jesus came to bring us to God... He died on the cross for the sins of God's people.

That was the only way God's people could be forgiven their sins. You see, all people have chosen to disobey God and His good ways. No one lives the perfect life that pleases God. That is why we all deserve His punishment!

God would have been perfectly fair to punish us for our sins. But, He is so full of mercy and love that He chose to make a way for us to be saved. He sent Jesus to live the perfectly obedient life that none of us have lived. Then, Jesus offered up His perfect life to be the full payment for the sins of all who would ever turn away from disobeying God and trust in Jesus as their Savior. On the third day, He rose from the dead, proving He had really done it! We, too, can be God's people when we turn away from our sins and trust in Jesus as our own Savior. *Close in prayer.*


Closing ACTS Prayer

- A** Jesus, we praise You for being our Savior. You came to bring us to God. We praise You for being willing to suffer and die on the cross for the sins of God's people.
- C** Jesus, how we need You to be our Savior! We are all sinners who disobey God. We all deserve God's punishment. Please forgive us!
- T** Thank You, Jesus, for suffering and dying on the cross to save all who turn away from their sins and trust in You as their Savior. Thank You for taking all of God's punishment, so we might be forgiven. Thank You that no one is too sinful for You to save. You are a big enough Savior for any of us.
- S** Jesus, work in our hearts. Help us to turn away from our sins. Help us to trust in You as our Savior. Help us to love You and live for You more and more. In Jesus' name, we pray, Amen.

Go to Lesson Plan, p.9 for the script to the rest of the lesson.



What did Jesus come to do?



VISUAL
AID

take out

#1



of BQB

ANSWER: **Jesus came to bring us to God!**

The Big Question

Hold up the Big Question sign for all the children to see, and say:

The Big Question we are investigating today is
Big Question Number 9:

What Did Jesus Come to Do?
and the Answer is:
Jesus Came to Bring Us to God!

Meaning:

In the beginning, God created the world perfectly. What a wonderful, special closeness people enjoyed with Him! Yes, it was "Perfect Wonderfulness" knowing God and living in His world. It could have stayed that way forever, but it did not. All of this perfection was broken when people disobeyed God. The big Bible word for disobeying God is "sin."

When we look around us, we can see the sadness that sin brought into God's good world. So much in this world is not perfect or wonderful anymore! We've lost the special closeness with God, too. Yes, when sin came into the world, it spoiled so many things.

But would all this sin and sadness last forever? People certainly deserved it to. After all, they had turned away from God. Now people deserved His punishment, not His love.

But God treats us so much better than we deserve! From the beginning, He had an amazing plan to bring sinful people like us back to Himself. How? He promised to send a Savior. That Savior was Jesus, God's own Son. Jesus lived a perfect life, then He gave it up as the full payment for sins as He suffered and died on the cross. On the third day, Jesus rose from the dead, showing He had really done it! He had beaten sin and death for God's people! We can become God's people, too, when we turn away from our sins and trust in Jesus as our Savior. Then, we will get to know God in our hearts; and one day, we will get to go live with God and enjoy all of His Perfect Wonderfulness forever!

Let's sing our Big Question Song:"

Big Q & A q Song

*DDD NIV Songs 9, track 12
(adapted version of "This Old Man")*

What did Jesus come to do?
What did Jesus come to do?
Jesus came to bring us to God.
That's what Jesus came to do!

BIG QUESTION 9: Six truths about Jesus

1.

2.

3.

4.

5.

6.

This Unit's Bible Truths

"Jesus Came to Bring Us to God" is a good beginning, but there's so more to learn. So it's time for us to dig down even deeper for more answers to our Big Question about God. We're going to be learning SIX Bible truths that all tell us more about Jesus.

Who would like to hand me the picture with our six Bible truths on it? It's in the Big Question Box/Briefcase."

Choose a child to get it and hand it to you, then hold it up and show them the pictures of the six truths they will be learning.

After everyone has had a good look say...

"Ok, we've learned three truths about Jesus. They are: "He Left His Home in Heaven to Save Us," "He Never, Ever Disobeyed God," and "He Taught about God and Did Amazing Things" (point to pictures as you identify each Bible Truth). Now let's look at our Bible Truth Clue sign and see if we can figure out which of these six truths we will be learning about today. Who would like to get it out of the Big Question Briefcase for me?"


Choose a child to open the briefcase, take out the Bible Truth Clue sign and hand it to you.

CAN YOU GUESS BIBLE TRUTH 4:

**What did Jesus come to do?
Jesus came to bring us to God...
He died on the cross for
the ??? of God's people!**

HINT: What is the Bible word for the bad things we do that break God's good laws? It starts with an "s" and it rhymes with "hens."

ANSWER:
He died on the cross for the SINS of God's people!



Revealing the Bible Truth

We Are Learning

Hold up the front side for the children to see. Cover up the answer, written along the bottom, and say:

“What Did Jesus Come to Do?

Jesus Came to Bring Us to God!

He Died on the Cross for the ???? of God’s People!”

We’re missing one word. Here’s the hint to what the missing word is. It says: “What is the Bible word for the bad things we do that break God’s good laws? It starts with an “s” and it rhymes with “hens.”

Can you guess? It’s “Sins.”

So the Bible Truth we are learning today is:

(Uncover answer from bottom of sign, show it to them and say:)

“What Did Jesus Come to Do?

Jesus Came to Bring Us to God!

He Died on the Cross for the SINS of God’s People!”

And here is what this Bible Truth means:

(read the meaning off of the back of the sign, say:)

Sadly, we are all sinners who disobey God. We all deserve God’s punishment for our sins. But Jesus never, ever sinned. He never deserved any punishment from God. Yet Jesus chose to suffer and die on the cross. He didn’t suffer and die because He deserved to. He suffered and died in the place of God’s people so they wouldn’t have to. Yes, He offered up His perfect life as the full payment for their sins.

Jesus suffered so much on the cross! His body hurt so badly as He hung there by the nails. But Jesus’ spirit inside Him hurt even more, as He took the punishment for our sins and was separated from God, His Father. But when at last Jesus finished suffering on the cross, He had paid for all of the sins of God’s people.

Jesus died and was buried in a cave-grave that day, but He didn’t stay there! On the third day, Jesus rose from the grave to live forevermore. He had really done it! He had beaten sin and death for God’s people. Now they could have special closeness with God in their hearts. Now they would be His dearly loved people forever. We can become God’s people, too, when we turn away from our sins and trust in Jesus as our Savior. God will forgive our sins. He will give us special closeness in our hearts with Him now. And one day, we can go to live with God forever.

"I will ransom them from the power of the grave,
I will redeem them from death." Hosea 13:14

Visual Aid #4

Place verse in DDD "Bible"

take out Big Question Bible from of BQB



Bible Truth 4 Bible Verse

Remove the Bible Verse Picture from the "Bible" folder and hold it up for all the children to see, then say:

Hosea 13:14 tells us:

Hosea 13:14

"I will ransom them from the power of the grave, I will redeem them from death."

Learn a Little: "I will redeem them from death."

What does that mean?

Ransom! Redeem! What do those big words mean? To pay the price to rescue someone and make them your very own. What did God ransom His people from? The power of the grave and death ("Sheol" is another Bible word for the grave and death.)

Yes, indeed! When Jesus suffered and died on the cross, He paid for all of the sins of God's people so they could be forgiven! When we turn away from our sins and trust in Jesus, we can be God's people, too. All of our sins will be forgiven through Him, so we can know God now and get to live with Him forever!

"We've said our Bible verse, now let's sing it!"

I Will Ransom Them:

Hosea 13:14

DDD NIV Songs 9, track 28

I will ransom them
from the power of the grave,
I will redeem them from death.
I will ransom them
from the power of the grave,
I will redeem them from death.

Where, O death, are your plagues?
Where, O grave, is your destruction?

I will ransom them
from the power of the grave,
I will redeem them from death.
I will ransom them
from the power of the grave,
I will redeem them from death.
Hosea Thirteen, fourteen.

"Now it's time to do a bit more deep down investigating. Let's see what Detective Dan wants us to help him figure out. Would someone like to get it out for me?"

take out




of BQB

Place in



Visual Aid



Detective Dan's Listening Assignment #1

Detective Dan's

Listening Assignment #1



Hi, Deep Down Detectives!
I'm working on a brand-new case called:
"The Case of the Great Price."

I need to find out:

1. What did Jesus do that cost a great price?
- AND
2. Who did He do it for?

Can you help me? Listen carefully to the story and you might just hear the answers!

Thanks!

Detective Dan

Then say, "Ok, Deep Down Detectives! Put on your best listening ears and see if you can hear the answers to Detective Dan's questions. When I finish telling the story, we will see if we can answer all of his questions."

Read the Bible Truth story, putting up the storyboard pictures/using Story Scenes as you tell it.

At the end of the story, repeat the questions and lead the children in answering them. Present the gospel and close in prayer.


Answers to assignment questions, the gospel and ACTS prayer are also included at the end of the story text.

Answers:

1. **What did Jesus do that cost a great price?** He suffered and died on the cross.
2. **Who did He do it for? Why?** *He did it for God's people, so they could be saved from their sins.*

For You and Me:

How amazing is God's love for His people! That He would send His Son, Jesus, to suffer and die in their place! We can become God's people, too, when we turn away from our sins and trust in Jesus as our Savior.



Detective Dan's Listening Assignment #2

Detective Dan's

Listening Assignment #2



Hi, Deep Down Detectives!

I'm still working on the case called:

"The Case of the Great Price."

Our Bible Verse is Hosea 13:14:

"I will ransom them from the power of the grave, I will redeem them from death."

I need to find out:

1. To ransom means to pay whatever it costs to rescue someone. Who ransomed God's people from death?

AND

2. What did Jesus have to do to ransom them?

Can you help me? Listen carefully to the story and you might just hear the answers! Thanks for your help!

Detective Dan

Then say, "Ok, Deep Down Detectives! Put on your best listening ears and see if you can hear the answers to Detective Dan's questions. When I finish telling the story, we will see if we can answer all of his questions."

Read the Bible Truth story, putting up the storyboard pictures/using Story Scenes as you tell it. At the end of the story, repeat the questions and lead the children in answering them. Present the gospel and close in prayer.

Answers to assignment questions, the gospel and ACTS prayer are also included at the end of the story text.

Answers:

Our Bible Verse is: Hosea 13:14

"I will ransom them from the power of the grave, I will redeem them from death."

1. To ransom means to pay whatever it costs to rescue someone. Who ransomed God's people from death? Jesus did.

2. What had to be done to ransom God's people from death? Jesus had to pay for their sins, Himself, as He suffered and died on the cross.

For You and Me:

How amazing is God's love for His people! That He would send His Son, Jesus, to suffer and die in their place! We can become God's people, too, when we turn away from our sins and trust in Jesus as our Savior.

take out




of BQB

Place in



Visual Aid



Detective Dan's Listening Assignment #3

Detective Dan's

Listening Assignment #3



Hi, Deep Down Detectives!

I'm still working on the case called:

"The Case of the Great Price."

I found SIX clues, but TWO of them are NOT in the story.

They are: an alligator; Jesus; a robber; a jail; sin; and a guitar.

Hold up each of the six pictures for the children to see as you identify them. Better yet, put them up on your flannelgraph board, off to one side.

I need to know:

1. Which FOUR pictures belong in the story and which TWO do NOT?

2. What do God's people thank Jesus for doing for them on the cross?

Can you help me? Listen carefully to the story and you might just hear the answers!

Thanks!

Detective Dan

Then say, "Ok, Deep Down Detectives! Put on your best listening ears and see if you can hear the answers to Detective Dan's questions. When I finish telling the story, we will see if we can answer all of his questions."

Read the Bible Truth story, putting up the storyboard pictures/using Story Scenes as you tell it. At the end of the story, repeat the questions and lead the children in answering them. Present the gospel and close in prayer.

Answers to assignment questions, the gospel and ACTS prayer are also included at the end of the story text.

Answers:

Our six clues were: an alligator; Jesus; a robber; a jail; sin; and a guitar.

1. Which four belong in our story?

Jesus, the robber, the jail and sin belong. The alligator and the guitar do not.

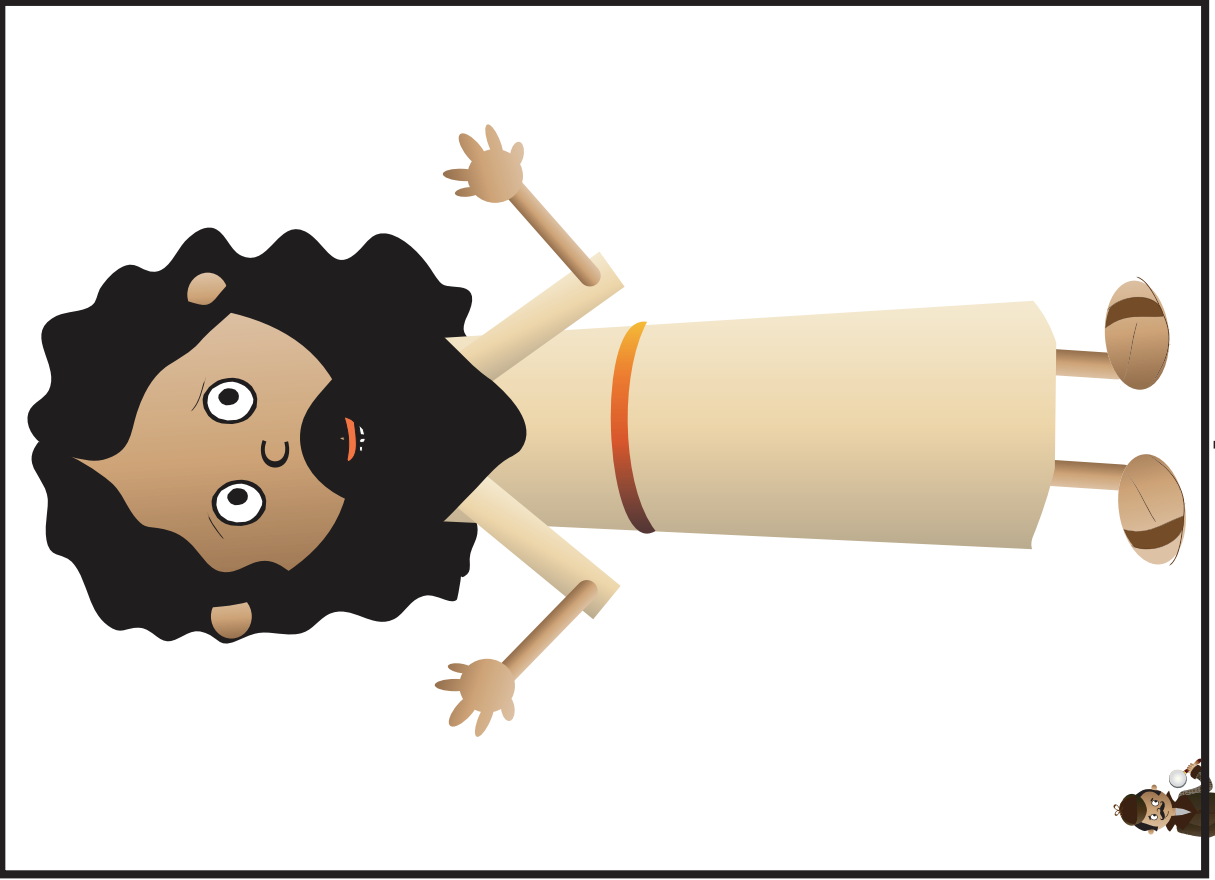
2. What do God's people thank Jesus for doing for them on the cross?

For suffering and dying on the cross for their sins so they could be forgiven.


For You and Me:

How amazing is God's love for His people! That He would send His Son, Jesus, to suffer and die in their place! We can become God's people, too, when we turn away from our sins and trust in Jesus as our Savior.

Jesus



An Alligator






DDD 9.4 Lesson 3 Listening Assignment Clue Picture 2 for kids




DDD 9.4 Lesson 3 Listening Assignment Clue Picture1 for kids

A Jail



A Robber






DDD 9.4 Lesson 3 Listening Assignment Clue Picture3 for kids



DDD 9.4 Lesson 3 Listening Assignment Clue Picture 4 for kids

Guitar



Sin





DDD 9.4 Lesson 3 Listening Assignment Clue Picture 5 for kids



DDD 9.4 Lesson 3 Listening Assignment Clue Picture 6 for kids

Big Question 9, Bible Truth 4 Storyboard Background Pictures Key (BG)

Put these pictures in place on your storyboard BEFORE you tell your story.

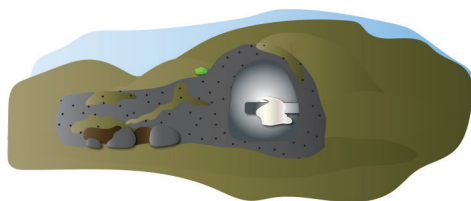
BG1 Jerusalem



BG2 Golgotha



BG3 Cave Grave



BG4 Stone



Big Question 9, Bible Truth 4 Storyboard Pictures Key (SB)

Store these pictures in numerical order in your DDD Bible Folder.

Add these to your story as you tell it. Numbers correspond to placement order.

SB1 King



SB2 Lawbreakers



SB3 Lawbreakers Put in Jail



SB4 Lawbreakers Whipped



SB5 Lawbreakers in Ships



SB6 Lawbreakers Sent to Be Crucified



SB7 Robber 1 on Cross



SB8 Robber 2 on Cross



SB9 Cross Is a Bad Word



SB10 Traitors



SB11 Murderers



SB12 Robbers



SB13 Jesus on Cross



SB14 Robbers Deserve Punishment



SB15 Why Was Jesus Punished



SB16 Jesus Never Sinned



SB17 Jesus Kept God's Laws



SB18 Jesus Chose to Take Punishment for God's People



SB19 The LORD



SB20 The LORD Is King



SB21 We Are All Lawbreakers/Sinners



SB22 God Sent Jesus to Save Us



SB23 Our Sin Covered by Jesus' Perfect Life So We Can Be Forgiveness



SB24 Jesus Loved God and God's People



SB25 Jesus' Dead Body



SB26 Day One and Two with Soldiers and Sad Disciples



SB27 Day Three Jesus Risen and Happy Disciples




SB28 Knowing God in Their Hearts (by the Holy Spirit)



SB29 God's People with Jesus in Heaven



Note: Use sticky tac putty rather than velcro on back of pictures placed on top of other pictures.




NOTE:

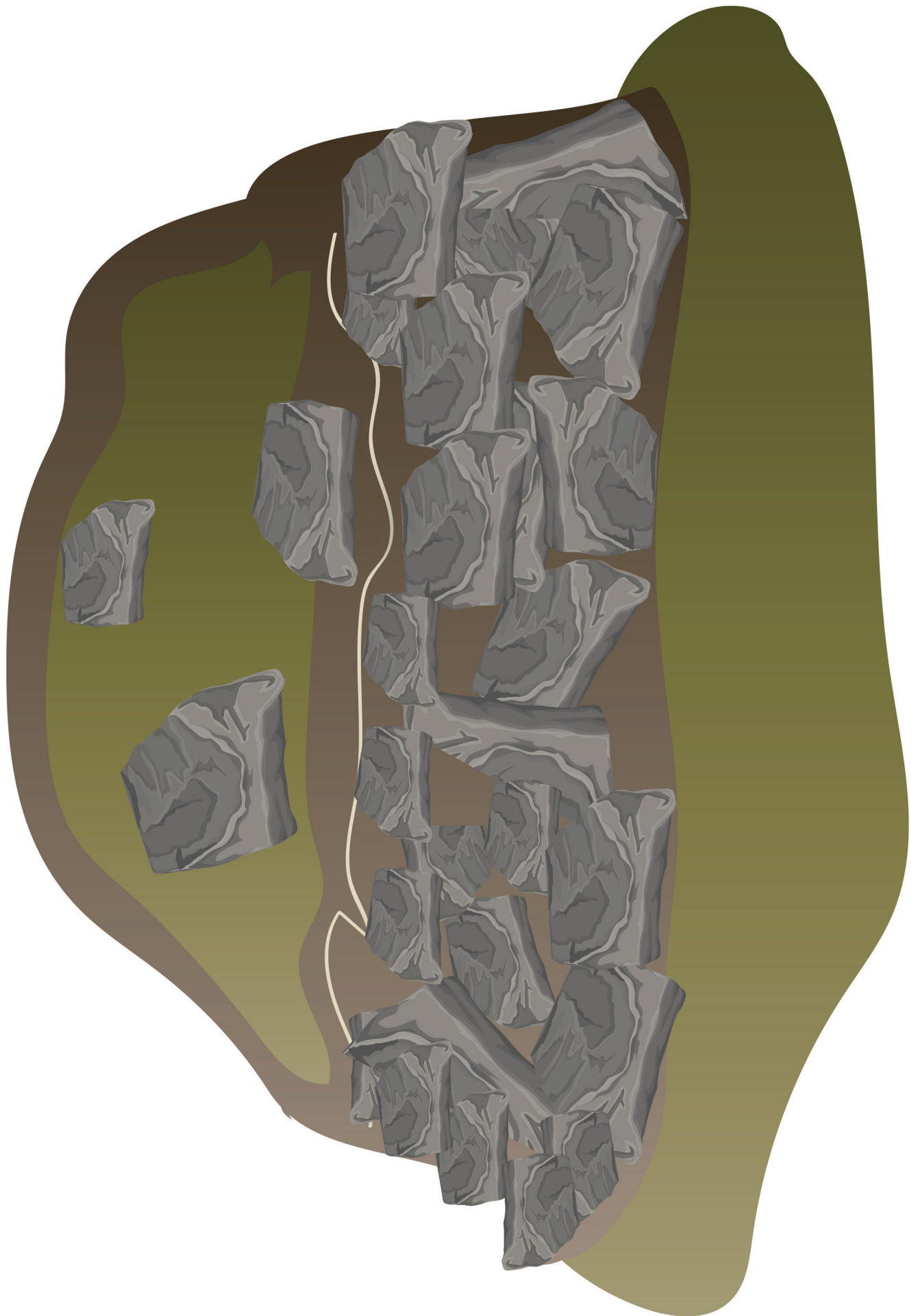
Some of the larger images are assembled from two or more pages. You can make these easier to fold by leaving a small gap in the lamination between the pieces. This allows you to fold the image along the gap.



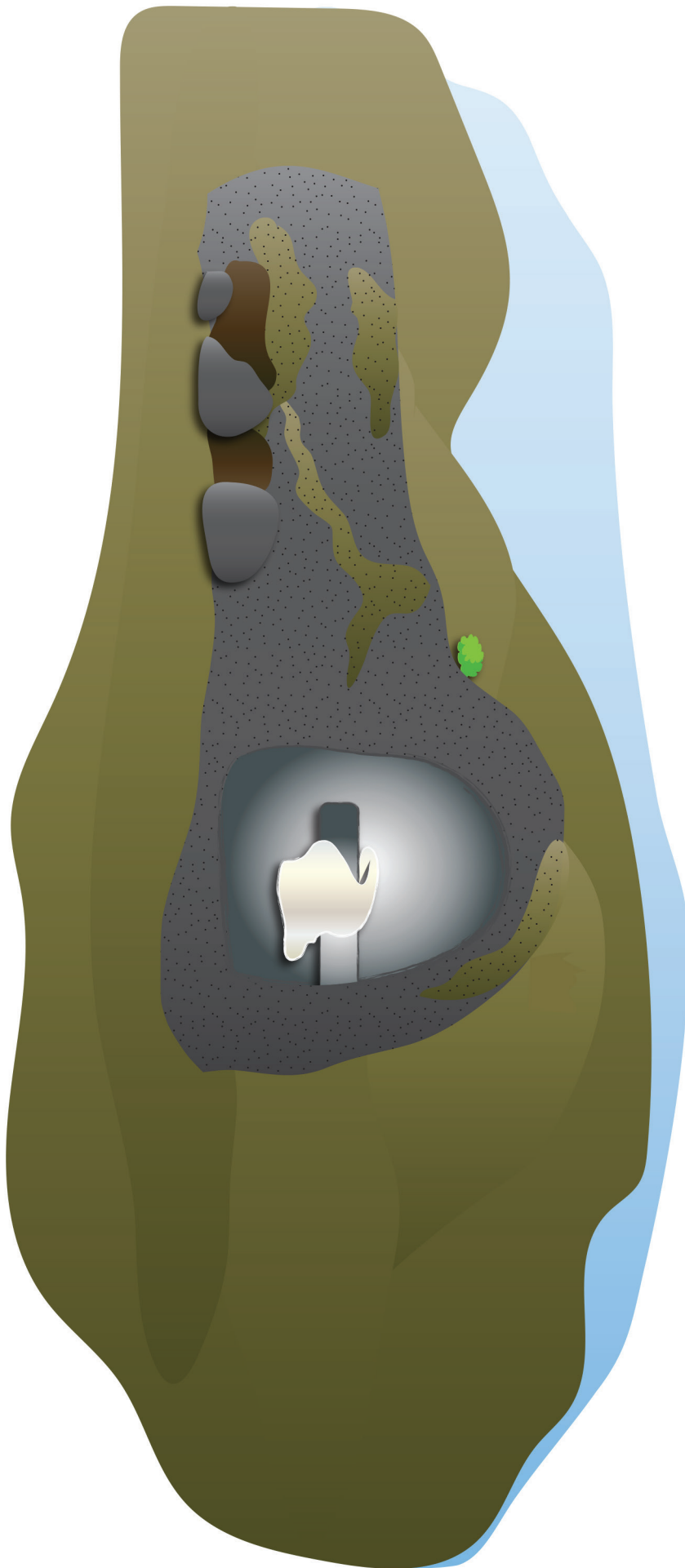
leave slight gap here
to create a “hinge” for
easy folding



BG1 Jerusalem
DDD 9.4 Story
Place on Board BEFORE telling story




BG2 Golgotha
DDD 9.4 Story
Place on Board BEFORE telling story



SB25 Jesus' Dead Body
DDD 9.4 Story

BG4 Stone
DDD 9.4 Story
Place on Board
BEFORE telling story


BG3 Cave Grave
DDD 9.4 Story
Place on Board BEFORE telling story



SB28 Knowing God in Their
Hearts (by the Holy Spirit)
DDD 9.4 Story

SB26 Day One and Two with Soldiers
and Sad Disciples
DDD 9.4 Story

SB1 King
DDD 9.4 Story



SB2 Lawbreakers
DDD 9.4 Story

SB18 Jesus Chose to Take
Punishment for God's People
DDD 9.4 Story

SB3 Lawbreakers Put in Jail
DDD 9.4 Story





SB22 God Sent Jesus to Save Us
DDD 9.4 Story

SB20 The LORD Is King
DDD 9.4 Story

SB4 Lawbreakers Whipped
DDD 9.4 Story

SB9 Cross Is a Bad Word
DDD 9.4 Story


SB17 Jesus Kept God's Laws
DDD 9.4 Story



SB6 Lawbreakers Sent to
Be Crucified
DDD 9.4 Story

SB7 Robber 1 on Cross
DDD 9.4 Story





SB8 Robber 2 on Cross
DDD 9.4 Story



SB5 Lawbreakers in Ships
DDD 9.4 Story

SB12 Robbers
DDD 9.4 Story

SB13 Jesus on Cross
DDD 9.4 Story



SB23 Our Sin Covered by Jesus' Perfect Life So We
Can Be Forgiven DDD 9.4 Story

SB11 Murderers
DDD 9.4 Story



SB10 Traitors
DDD 9.4 Story

SB16 Jesus Never Sinned
DDD 9.4 Story

SB27 Day Three Jesus Risen
and Happy Disciples
DDD 9.4 Story

SB21 We Are All Lawbreakers/
Sinners
DDD 9.4 Story

THE LORD



SB19 The LORD
DDD 9.4 Story

SB14 Robbers Deserve
Punishment
DDD 9.4 Story

SB15 Why Was Jesus
Punished
DDD 9.4 Story

SB24 Jesus Loved God and
God's People
DDD 9.4 Story



Home with God forever!

SB29 God's People
DDD 9.4 Story

DEEP DOWN DETECTIVES



Visual Aids

Unit 9,

Bible Truth 5

About the Deep Down Detectives Visual Aids

How Are They Used?



The Deep Down Detectives Visual Aids book is a companion resource to be used alongside the Deep Down Detectives Core Curriculum book for each unit. These colorful pictures are used in presenting the key concepts; telling the Bible stories; and, in playing the Bible Story Review games.

What Do They Include?



There are five, different resources included in this book:

1. Key Concept Visual Aids-- colorful signs of the Big Question and Answer, the Bible Truth, the Bible verse, and the Listening Assignments to use with the 3 lessons for each Bible Truth.

2. The Storyboard Picture Key--a who's who of the pictures in thumbnail size. Some pictures are labeled "BG." These are your background pictures that you put on the storyboard before telling the story. The rest of the pictures are labeled "SB." These are pictures you put up on the storyboard as you tell the story.


3. Storyboard Suggested Picture Placement page--where to place the pictures on your storyboard.

4. The pictures, themselves. Notice that each picture is identified and numbered on the back for easy reference. The numbers correspond to the numbers in the Picture Placement Key and in the actually story script (found in the Core Curriculum book.)

5. Directions for making the Deep Down Detectives "Bible" Folder and the **back/front images** to paste in place when making it. (Larger back/front images are found online with the curriculum.)

Directions for how to make a homemade flannelgraph storyboard and sturdy storyboard pictures are found in **Appendix E in the Core Curriculum book.**

Ready, Set, Rip It Out!



This book is meant to be ripped up and made into your visual aids. The key concept signs can be cut out and laminated or slipped into sheet protectors. Cut out around the storyboard images and ideally, laminate these. Some of the biggest pictures actually need to be stuck together, before laminating.

Store It!



Deep Down Detectives is a curriculum that can be used over and over. Store your visual aids and storyboard pictures after using them and they will serve you for many years. We store ours in manilla envelopes and then put them (along with all the rest of the curriculum) in magazine files, labeled by Bible Truth. If you have multiple classes using the curriculum, store each set of resources in separate manilla envelopes. This will make prep much simpler, second time around.

Replacement Storyboard Pictures



You can always purchase this book again or simply go online and print out any pictures that go missing.

Two Sizes of Storyboard Pictures



There are two sizes of storyboard pictures to choose from: the standard, large format pictures; or, the smaller format pictures. The larger pictures are best for a big classroom and a storyboard that is at least 36" x 48." (We actually make a whole section of a wall into a felt storyboard!) The small format pictures are created to fit smaller storyboards--in the 24" x 36" to 36" by 48" range. They are most useful in the smaller class or for use at home.

The Case of the Unexpected Ending*Matthew 27-28; Mark 15-16; Luke 24; John 20-21***Story-telling Tips**

Ahead of time:

1. Read the Bible verses and story. Pray!
2. Choose story action cues and/or prepare storyboard figures, if using. (Included in Visual Aids book)
3. Practice telling story with the storyboard pictures, timing your presentation. Shorten, if necessary.

During your presentation:

1. Maintain as much eye contact as possible as you tell the story.
2. Put up storyboard figures/add story action cues as you tell the story. Allow the children to help you put them on the board, if desired.
3. Include the children in your story with a few questions about what they think will happen or words/concepts that might be new to them.
4. Watch the kids for signs that their attention span has been reached. Shorten, if necessary.

INTRODUCTION/ LISTENING ASSIGNMENTS

"Our story is called: The Case of the Unexpected Ending. Here is your listening assignment." Read from Detective Dan's Listening Assignment signs, but questions are summarized below:

Detective Dan's Lesson #1 Listening Assignment:

I need to find out:

- 1. How did Jesus die?**
- 2. What was unexpected about His death?**

Detective Dan's Lesson #2 Listening Assignment:**Our Bible Verse is Luke 24:5-6***"Why do you look for the living among the dead? He is not here; He's risen!"*

I need to find out:

- 1. Who was looking for a dead man? What did they find instead?**
- 2. What had happened to the dead man? Why?**

Detective Dan's Lesson #3 Listening Assignment:

I found six clues, but only 4 of them are in the story.

They are: an angel; a cactus; a dead body; a soldier; an ambulance; and, a weeping woman.

Hold each of them up for the children to see as you identify them.

I need to figure out:

- 1. Which four belong in the story and which two don't?**
- 2. What did the weeping woman have to praise God about?**

Read the assignment questions, THEN SAY,

"Ok, Deep Down Detectives! Put on your best listening ears and see if you can hear the answers to Detective Dan's questions. When I finish telling the story, we will see if we can answer all the questions."

*Read the Bible Truth story, answer questions, present the gospel and lead in prayer.**Answers to questions; the gospel; and, ACTS prayer are included with the story text.*

The Case of the Unexpected Ending *Matthew 27-28; Mark 15-16; Luke 24; John 20-21*

Story with lines separating paragraphs (text in bold, optional interaction cues in italics) Numbers correspond to storyboard pictures and placement upon the storyboard. Always feel free to use less pictures, if it's best for your kids. Simply black out the numbers next to pictures you do not plan to use. All pictures are found in the Visual Aids book. Put BG (background) pictures on storyboard ahead of time. SB pictures (listed below in story text) are added to board as you tell the story. These numbers are also found on the back of each picture.

Tip: Stack pictures in numerical before telling story for easy use. Use sticky-back velcro to attach pictures to storyboard felt. Use sticky-tac putty to stick a picture on top of another picture.

(SB1) Soldiers led Jesus and two robbers away to the hill called Golgotha, outside of Jerusalem. (SB2, SB3, SB4, SB5) The soldiers put the three men up on crosses to be punished. Everyone knew what would come next. This was the end of Jesus.

(SB6) Jesus' enemies were happy about this. "Jesus was a bad man. He was a fake Savior," they thought.

They said mean things to Jesus, as He hung on the cross: "You saved others, now save yourself, if you really are the Savior sent from God!" they shouted at Him. "Come down from that cross, if you can!"

But no matter what His enemies said or did to Him, Jesus did not come down. He stayed up on that cross and suffered and died.

Were those enemies right? Was Jesus just a fake Savior?

What do you think?

(SB7) Jesus' followers were there, too, watching Jesus as He suffered and died on the cross. They were sad and confused. They believed Jesus was the REAL Savior, but they thought He had come to save God's people by getting rid of the Roman enemies and becoming the great, new, Messiah king in Israel.

They cried to see Jesus suffer and die. This wasn't what they thought should happen to Jesus! They had seen God's mighty power at work in Jesus. Would God use it now to rescue Jesus? Would God bring Jesus down off the cross and make Him king after all?

What do you think?

No, God would not. Jesus stayed up on that cross and suffered and died. But NOT because He was a fake as His enemies thought, and NOT because He failed to be the new king His followers thought He should be.

Jesus stayed on that cross because (SB8) He loved God, His Father, and He loved God's people. Jesus WAS the Savior, and THIS was God's plan to save God's people. The cross was where Jesus CHOSE to be. He was suffering and dying there to take God's punishment for their sins, so they wouldn't have to. This was the only way they could be forgiven and could live forever with God as His people.

So, for three hours, from noon to three, Jesus hung on that cross. And as He did, (SB9 covers up BG1) the sun stopped shining and the land went dark. It was as if the very world was dark with the sadness of what Jesus was doing for God's people. "My God, My God, why have You forsaken Me?" Jesus cried out, as God's punishment for the sins of God's people bore down upon Him. (SB10) These were the words the LORD had given King David, many years earlier, telling what Jesus would do to save God's people.

Oh, what a terrible price Jesus paid for the sins of God's people, as He hung on the cross! None of us could pay for our sins, even if we suffered a lifetime for them. Yet in just three hours, (SB11) Jesus, the Son of God, paid for all of the sins of all of God's people with His perfect life. Such a lot of suffering in such a little time!

At last, Jesus cried out again. "(SB12) It is finished," He said, as He breathed His last breath and died. The (SB13) ground shook and (Remove BG3 from BG4) the curtain in the Temple that separated God from the people tore in two. "(SB14) Surely, this was the Son of God," exclaimed one soldier, who watched it all.

Story with lines separating paragraphs (text in bold, optional interaction cues in italics)

(SB15) Some of Jesus' followers took Jesus' body down from the cross. They wrapped it in linen and nice-smelling spices and (SB16) placed it in a cave-grave. (SB17) They rolled the huge stone in place. (SB18) Soldiers stood guard outside the cave-grave to make sure no one took Jesus' body. Jesus was dead and His enemies wanted to make sure everyone knew that.

Friday passed, then Saturday. Day One and Two. Jesus' body lay dead in that grave. (SB19) "it is finished," Jesus' enemies happily thought. "Jesus is dead. His life is over. That fake is gone for good."

(SB20) "It is finished," Jesus' friends sadly thought. "Jesus is dead. His life is over. The Messiah King is gone for good."

It certainly looked like Jesus' friends and enemies were both right. Jesus' life seemed finished. But they were both **WRONG!** They didn't understand what Jesus meant when He said, "It is finished." Jesus didn't mean His **LIFE** was finished. He meant His **JOB** was finished. He had finished suffering and dying for the sins of God's people. He had beaten sin and death for them. Jesus was **NOT** gone, only the sins of God's people were!

That's why on Sunday, Day Three, a mighty change happened in that dark cave-grave that neither Jesus' enemies nor His followers expected.

What do you think was about to happen?

Jesus had beaten sin and death, and death could no longer hold Him. God raised Him up and filled Him with new life. Off came the white, grave sheets wrapped around Jesus' body! (SB21) Now Jesus had a new resurrection body, specially made to live forever in heaven. (SB22) Jesus was alive forevermore! It was time to tell the world!

The ground had shaken when Jesus died, and (SB23) now it shook again when He rose to life. (SB24) An angel came down from heaven (move SB17 to side) and rolled away the huge stone from the opening to the cave-grave. (SB25) Oh, how terrified were those soldiers as they watched! What was going on?!!!

Jesus' friends were scared, too. "He's not here, He has risen! Look for yourselves," the angel told them. Yes, the cave-grave was empty! Jesus was alive!

Jesus appeared to many of His followers on that wonderful Sunday. He appeared to (SB26) the women who had come to His grave to care for His dead body. "It is I! I am alive! I have risen from the dead!" Jesus told them. How happy they were!

Then, Jesus appeared to (SB27) other of His friends, as they walked down the road to Emmaus. "God's Word promised I would suffer and die for God's people. Now, it is done!" Jesus told them. How happy they were! Jesus had beaten sin and death for God's people.

And last of all, Jesus appeared to (Remove BG6 to reveal BG7) ten of His closest followers on that wonderful Sunday, "It is I! I am alive! I have risen from the dead!" Jesus told them. How happy they were!

Now, they understood what had been finished when Jesus suffered and died on the cross. It wasn't Jesus' life, but (SB28) the punishment for the sins of God's people that was finished that day.

Yes, Jesus had beaten sin and death for God's people --all people who would ever turn away from disobeying God and trust in Jesus as their Savior. And now, because of what Jesus did on the cross, they could know and love God in their hearts (SB29) through the Holy Spirit. And one day, (SB30) they would get to live happy with God forever in heaven. Thank You, Jesus, for what You did for God's people! Thank You, for making the way for us to be God's people, too, when we turn from our sins and trust in You as our Savior.

Cracking the Case: (story wrap-up for Listening Assignments)

It's time to see how we did with our Listening Assignment.

Detective Dan's Lesson 1 Listening Assignment:

1. How did Jesus die? He suffered and died on a cross.
2. What was unexpected about His death? Jesus died on a cross like a bad man, but He had done nothing wrong. On the third day, He rose up from the grave. He had beaten sin and death for God's people.

For You and Me:

Jesus died on the cross for the sins of God's people. He rose from the dead, proving He had really beaten sin and death for them. We can be God's people, too, if we turn away from our sins and trust in Jesus as our Savior.

Detective Dan's Lesson 2 Listening Assignment:

Our Bible Verse is Luke 24:5-6:

"Why do you look for the living among the dead? He is not here; He's risen!"

1. Who was looking for a dead man? What did they find instead? Some women who were Jesus' friends went to the cave-grave to tend to His dead body. They didn't find His body. Instead, they found an angel and an empty cave-grave.

2. What had happened to the dead man? Why? Jesus had risen from the dead. He had beaten sin and death for God's people. God raised Him up from the dead to live forevermore. Death could not hold Him in the grave.

For You and Me:

Jesus died on the cross for the sins of God's people. He rose from the dead, proving He had really beaten sin and death for them. We can be God's people, too, if we turn away from our sins and trust in Jesus as our Savior.

Detective Dan's Lesson 3 Listening Assignment:

Our six clues were: an angel; a cactus; a dead body; a soldier; an ambulance; and, a weeping woman.

1. Which four belong in our story? The angel, the dead body, the soldier, and the weeping woman.

2. What did the weeping woman have to praise God about? She praised God for raising Jesus from the dead! She praised God for beating sin and death for God's people!

For You and Me:

Jesus died on the cross for the sins of God's people. He rose from the dead, proving He had really beaten sin and death for them. We can be God's people, too, if we turn away from our sins and trust in Jesus as our Savior.

The Gospel (story wrap-up if NOT using Listening Assignments)

Our Bible Truth is:

What Did Jesus Come to Do?

Jesus Came to Bring Us to God...

He Rose from the Dead!

What did Jesus come to do? Jesus came to bring us to God... He rose from the dead. What a wonderful day it was when Jesus rose from the dead! That was the proof that Jesus had really paid for all of God's people's sins! You see, all people have chosen to disobey God and His good ways. No one lives the perfect life that pleases God. That is why we all deserve His punishment for our sins. God would have been perfectly fair to give us all His punishment for sins. But, He is so full of mercy and love that He chose to save His people through Jesus. Jesus died on the cross to take all the punishment for the sins of God's people. Jesus died and was buried that sad day; but, He didn't stay that way! On Day Three, God raised Jesus up from the dead. Jesus had really done it! He had beaten sin and death for God's people.

And Jesus was just the first! Now all of God's people --all who turn from their sins and trust in Jesus as their Savior -- get to share in Jesus' gifts of salvation. They get to know God in their hearts all the days of their lives. When they die, their spirits will go to live with God forever. And at the very end of time, God will give them another gift-- perfect, brand-new bodies, like Jesus' to enjoy forever. We, too, can be God's people when we turn away from our sins and trust in Jesus as our own Savior. *Close in prayer.*

Closing ACTS Prayer


- A** Jesus, we praise You for being our Savior. You came to bring us to God. We praise You for being powerful enough to beat sin and death!
- C** Jesus, we are all sinners who have chosen to disobey God and His good laws. We deserve His punishment. We need to turn to You for forgiveness. We need You to be our Savior!
- T** Thank You, Jesus, for dying on the cross to save all who trust in You as their Savior. Thank You for rising from the dead in victory! You show us that You really have beaten sin and death for all who turn away from their sins and trust in You as their Savior.
- S** Jesus, work in our hearts. Help us to turn away from our sins. Help us to trust in You as our Savior. Help us to love You and live for You more and more. Jesus, come back soon! We long for the day when You will bring sin and death to an end forever. Help us to be ready for that day! In Jesus' name, we pray, Amen.

Go to Lesson Plan, p.9 for the script to the rest of the lesson.

BIG QUESTION 9



What did Jesus come to do?



VISUAL
AID

take out

#1



of BQB

ANSWER: **Jesus came to bring us to God!**

DDD 9 Big Question and Answer Sign

The Big Question

Hold up the Big Question sign for all the children to see, and say:

The Big Question we are investigating today is
Big Question Number 9:

What Did Jesus Come to Do?
and the Answer is:
Jesus Came to Bring Us to God!

Meaning:

In the beginning, God created the world perfectly. What a wonderful, special closeness people enjoyed with Him! Yes, it was "Perfect Wonderfulness" knowing God and living in His world. It could have stayed that way forever, but it did not. All of this perfection was broken when people disobeyed God. The big Bible word for disobeying God is "sin."

When we look around us, we can see the sadness that sin brought into God's good world. So much in this world is not perfect or wonderful anymore! We've lost the special closeness with God, too. Yes, when sin came into the world, it spoiled so many things.

But would all this sin and sadness last forever? People certainly deserved it to. After all, they had turned away from God. Now people deserved His punishment, not His love.

But God treats us so much better than we deserve! From the beginning, He had an amazing plan to bring sinful people like us back to Himself. How? He promised to send a Savior. That Savior was Jesus, God's own Son. Jesus lived a perfect life, then He gave it up as the full payment for sins as He suffered and died on the cross. On the third day, Jesus rose from the dead, showing He had really done it! He had beaten sin and death for God's people! We can become God's people, too, when we turn away from our sins and trust in Jesus as our Savior. Then, we will get to know God in our hearts; and one day, we will get to go live with God and enjoy all of His Perfect Wonderfulness forever!

Let's sing our Big Question Song:"

Big Q & A q Song

*DDD NIV Songs 9, track 12
(adapted version of "This Old Man")*

What did Jesus come to do?
What did Jesus come to do?
Jesus came to bring us to God.
That's what Jesus came to do!

BIG QUESTION 9: Six truths about Jesus



This Unit's Bible Truths

"Jesus Came to Bring Us to God" is a good beginning, but there's so more to learn. So it's time for us to dig down even deeper for more answers to our Big Question about God. We're going to be learning SIX Bible truths that all tell us more about Jesus.

Who would like to hand me the picture with our six Bible truths on it? It's in the Big Question Box/Briefcase."

Choose a child to get it and hand it to you, then hold it up and show them the pictures of the six truths they will be learning.

After everyone has had a good look say...

"Ok, we've learned four truths about Jesus. They are: "He Left His Home in Heaven to Save Us," "He Never, Ever Disobeyed God," "He Taught about God and Did Amazing Things," and, "He Died on the Cross for the Sins of God's People" (point to pictures as you identify each Bible Truth). Now let's look at our Bible Truth Clue sign and see if we can figure out which of these six truths we will be learning about today. Who would like to get it out of the Big Question Briefcase for me?"

Choose a child to open the briefcase, take out the Bible Truth Clue sign and hand it to you.

CAN YOU GUESS BIBLE TRUTH 5:

What did Jesus come to do?
Jesus came to bring us to God...
He rose from the ???!"

**HINT: What is the opposite
of being alive?**
It starts with a "d"
and it rhymes with "red."



ANSWER:
He rose from the DEAD!

VISUAL

AID

#1



of BQB

take out

Revealing the Bible Truth

We Are Learning

Hold up the front side for the children to see. Cover up the answer, written along the bottom, and say:

**“What Did Jesus Come to Do?
Jesus Came to Bring Us to God!
He Rose from the ???? !”**

We’re missing one word. Here’s the hint to what the missing word is. It says:
“What is the opposite of being alive? It starts with a “d” and it rhymes with “red.”

Can you guess? It’s “dead.”

So the Bible Truth we are learning today is:

(uncover answer from bottom of sign, show it to them and say:)

**“What Did Jesus Come to Do?
Jesus Came to Bring Us to God!
He Rose from the DEAD !”**

And here is what this Bible Truth means:

(read the meaning off of the back of the sign, say:)

Jesus suffered on a cross for the sins of God’s people. He took the punishment for sins that they deserved so that they might become God’s dearly-loved people. Jesus died that day. His friends buried His body in a cave-grave. But death could not keep Jesus dead! On the third day, God raised up Jesus’ body from the grave. Yes, Jesus was alive, never to die again! He had beaten sin and death. He had made the way for us to come to God.

Now God’s people could have special closeness with God in their hearts. And when they died, they would go to live with God. And at the end of time, God would raise their bodies from their graves—just like He raised Jesus’ body. New and perfect bodies, ready to live with Him in a beautiful, new heaven and earth forever.

Visual
Aid

#4

Place
verse in



take out



of BQB



**“Why do you look for the living among the dead?
He is not here; He’s risen!” Luke 24:5-6**

Bible Truth 5 Bible Verse

Remove the Bible Verse Picture from the "Bible" folder and hold it up for all the children to see, then say:

Luke 24:5-6 tells us:

Luke 24:5-6

"Why do you look for the living among the dead? He is not here; He's risen!"

Learn a Little: "He is not here; He's risen!"

What does that mean?

The Bible tells us that on the third day after Jesus died, some women who loved Jesus went to the cave-grave where He was buried to take care of His dead body. But angels came and told them the good news: "Jesus is alive! He has risen from the dead!" Jesus was not in that cave at all! He was alive forevermore!

"We've said our Bible verse, now let's sing it!"

Why Do You Look?:

Luke 24:5-6

DDD NIV Songs 9, track 30

Why do you look for the living among the dead?

Why do you look for the living among the dead?

He's not here! He has risen.

Jesus has risen.

Why do you look for the living among the dead?

Why do you look for the living among the dead?

Luke Twenty-four, five and six.

"Now it's time to do a bit more deep down investigating. Let's see what Detective Dan wants us to help him figure out. Would someone like to get it out for me?"

take out




of BQB

Place in




Visual Aid



Detective Dan's Listening Assignment #1

Detective Dan's Listening Assignment #1



Hi, Deep Down Detectives!

I'm working on a brand-new case called:

"The Case of the Unexpected Ending."

I need to find out:

1. How did Jesus die?

AND

2. What was unexpected about His death?

Can you help me? Listen carefully to the story and you might just hear the answers!

Thanks!

Detective Dan

Then say, "Ok, Deep Down Detectives! Put on your best listening ears and see if you can hear the answers to Detective Dan's questions. When I finish telling the story, we will see if we can answer all of his questions."

Read the Bible Truth story, putting up the storyboard pictures/using Story Scenes as you tell it.

At the end of the story, repeat the questions and lead the children in answering them. Present the gospel and close in prayer.

Answers to assignment questions, the gospel and ACTS prayer are also included at the end of the story text.


Answers:

1. How did Jesus die? He suffered and died on a cross.

2. What was unexpected about His death? Jesus died on a cross like a bad man, but He had done nothing wrong. On the third day, He rose up from the grave. He had beaten sin and death for God's people.

For You and Me:

Jesus died on the cross for the sins of God's people. He rose from the dead, proving He had really beaten sin and death for them. We can be God's people, too, if we turn away from our sins and trust in Jesus as our Savior.



Detective Dan's Listening Assignment #2

Detective Dan's

Listening Assignment #2



Hi, Deep Down Detectives!

I'm still working on the case called:

"The Case of the Unexpected Ending."

Our Bible Verse is Luke 24:5-6:

"Why do you look for the living among the dead? He is not here; He's risen!"

I need to find out:

1. Who was looking for a dead man? What did they find instead?

2. What had happened to the dead man? Why?

Can you help me? Listen carefully to the story and you might just hear the answers! Thanks for your help!

Detective Dan

Then say, "Ok, Deep Down Detectives! Put on your best listening ears and see if you can hear the answers to Detective Dan's questions. When I finish telling the story, we will see if we can answer all of his questions."

Read the Bible Truth story, putting up the storyboard pictures/using Story Scenes as you tell it. At the end of the story, repeat the questions and lead the children in answering them. Present the gospel and close in prayer.

Answers to assignment questions, the gospel and ACTS prayer are also included at the end of the story text.

Answers:

Our Bible Verse is: Luke 24:5-6

"Why do you look for the living among the dead? He is not here; He's risen!"

1. Who was looking for a dead man? What did they find instead? Some women who were Jesus' friends went to the cave-grave to tend to His dead body. They didn't find His body. Instead, they found an angel and an empty cave-grave.

2. What had happened to the dead man? Why? Jesus had risen from the dead. He had beaten sin and death for God's people. God raised Him up from the dead to live forevermore. Death could not hold Him in the grave.

For You and Me:

Jesus died on the cross for the sins of God's people. He rose from the dead, proving He had really beaten sin and death for them. We can be God's people, too, if we turn away from our sins and trust in Jesus as our Savior.

take out



of BQB

Visual
Aid



Detective Dan's Listening Assignment #3

Detective Dan's

Listening Assignment #3



Hi, Deep Down Detectives!

I'm still working on the case called:

"The Case of the Unexpected Ending."

I found SIX clues, but TWO of them are NOT in the story. They are: an angel; a cactus; a dead body; a soldier; an ambulance; and, a weeping woman.

Hold up each of the six pictures for the children to see as you identify them. Better yet, put them up on your flannelgraph board, off to one side.

I need to know:

1. Which FOUR pictures belong in the story and which TWO do NOT?

2. What did the weeping woman have to praise God about?

Can you help me? Listen carefully to the story and you might just hear the answers!

Thanks!

Detective Dan

Then say, "Ok, Deep Down Detectives! Put on your best listening ears and see if you can hear the answers to Detective Dan's questions. When I finish telling the story, we will see if we can answer all of his questions."

Read the Bible Truth story, putting up the storyboard pictures/using Story Scenes as you tell it. At the end of the story, repeat the questions and lead the children in answering them. Present the gospel and close in prayer.

Answers to assignment questions, the gospel and ACTS prayer are also included at the end of the story text.

Answers:


Our six clues were: an angel; a cactus; a dead body; a soldier; an ambulance; and, a weeping woman.

1. Which four belong in the story and which two don't? The angel, the dead body, the soldier, and the weeping woman belong. The cactus and the ambulance do not.

2. What did the weeping woman have to praise God about? She praised God for raising Jesus from the dead! She praised God for beating sin and death for God's people!

For You and Me:

Jesus died on the cross for the sins of God's people. He rose from the dead, proving He had really beaten sin and death for them. We can be God's people, too, if we turn away from our sins and trust in Jesus as our Savior.



A Cactus



An Angel




DDD 9.5 Lesson 3 Listening Assignment Clue Picture1 for kids

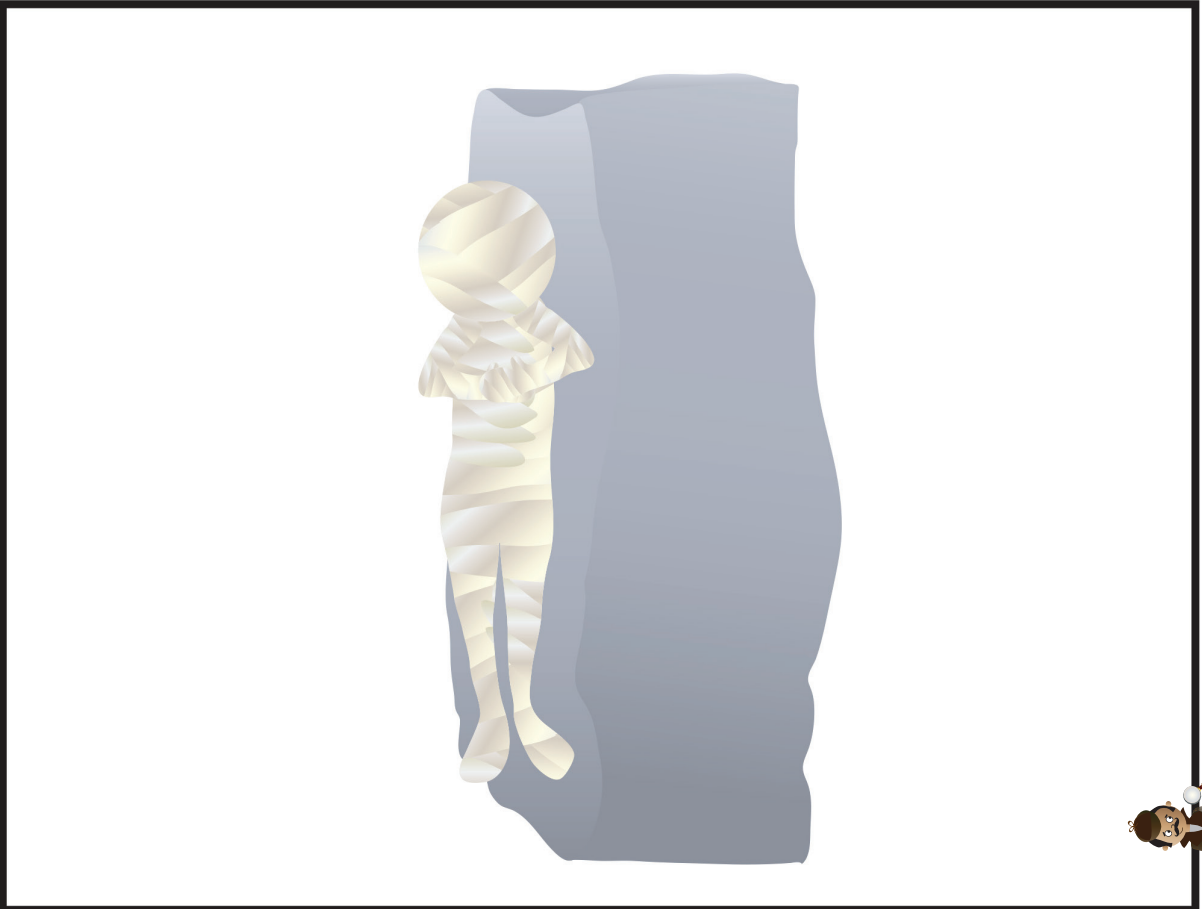


DDD 9.5 Lesson 3 Listening Assignment Clue Picture 2 for kids

A Soldier



A Dead Body






DDD 9.5 Lesson 3 Listening Assignment Clue Picture3 for kids




DDD 9.5 Lesson 3 Listening Assignment Clue Picture 4 for kids

A Weeping Woman



An Ambulance





DDD 9.5 Lesson 3 Listening Assignment Clue Picture 5 for kids



DDD 9.5 Lesson 3 Listening Assignment Clue Picture 6 for kids


Big Question 9, Bible Truth 5 Storyboard Background Pictures Key (BG)

Put these pictures in place on your storyboard BEFORE you tell your story.

BG1 The Sun




BG2 Golgotha



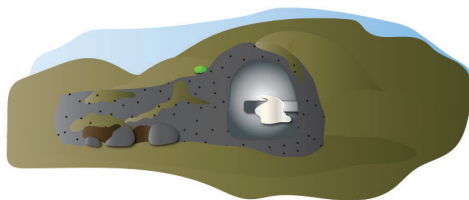
BG3 Jerusalem and Inner Temple



BG4 Outside of Temple




BG5 Cave Grave



BG6 Inside of Disciples' House



BG7 Outside of Disciples' House



Big Question 9, Bible Truth 5 Storyboard Pictures Key (SB)

Store these pictures in numerical order in your DDD Bible Folder.

Add these to your story as you tell it. Numbers correspond to placement order.

**SB1 Soldiers Taking
Jesus to be Crucified**



SB2 Robber 1



SB3 Jesus



SB4 Robber 2



SB5 People Watching



SB6 Enemies Watching



SB7 Disciples Watching



**SB8 Jesus Chose to
Take Punishment for
God's People**



SB9 Darkness



**SB10 My God, My God,
Why Has You Forsaken
Me Psalm 22**



**SB11 Jesus' Perfect Life
Is Full Payment for Sins
of God's People**



SB12 "It Is Finished!"



**SB13 Earthquake
at Golgotha**



**SB14 Surely This Was
the Son of God**



SB15 Friends Take Jesus'



SB16 Jesus' Dead Body



SB17 Stone



SB18 Soldiers Guarding



**SB19 Enemies Thinking
It Is Finished**



**SB20 Jesus' Follower
Think It Is Finished**



**SB21 Linen Cloth
Discarded**



SB22 Jesus Is Alive!



**SB23 Earthquake
at Tomb**



SB24 Angel



SB25 Soldiers Afraid



**SB26 Women Coming
to Cave Grave**



**SB27 Jesus with Followers
on Road to Emmaus**



**SB28 Sin and Death Is
Finished For God's People**



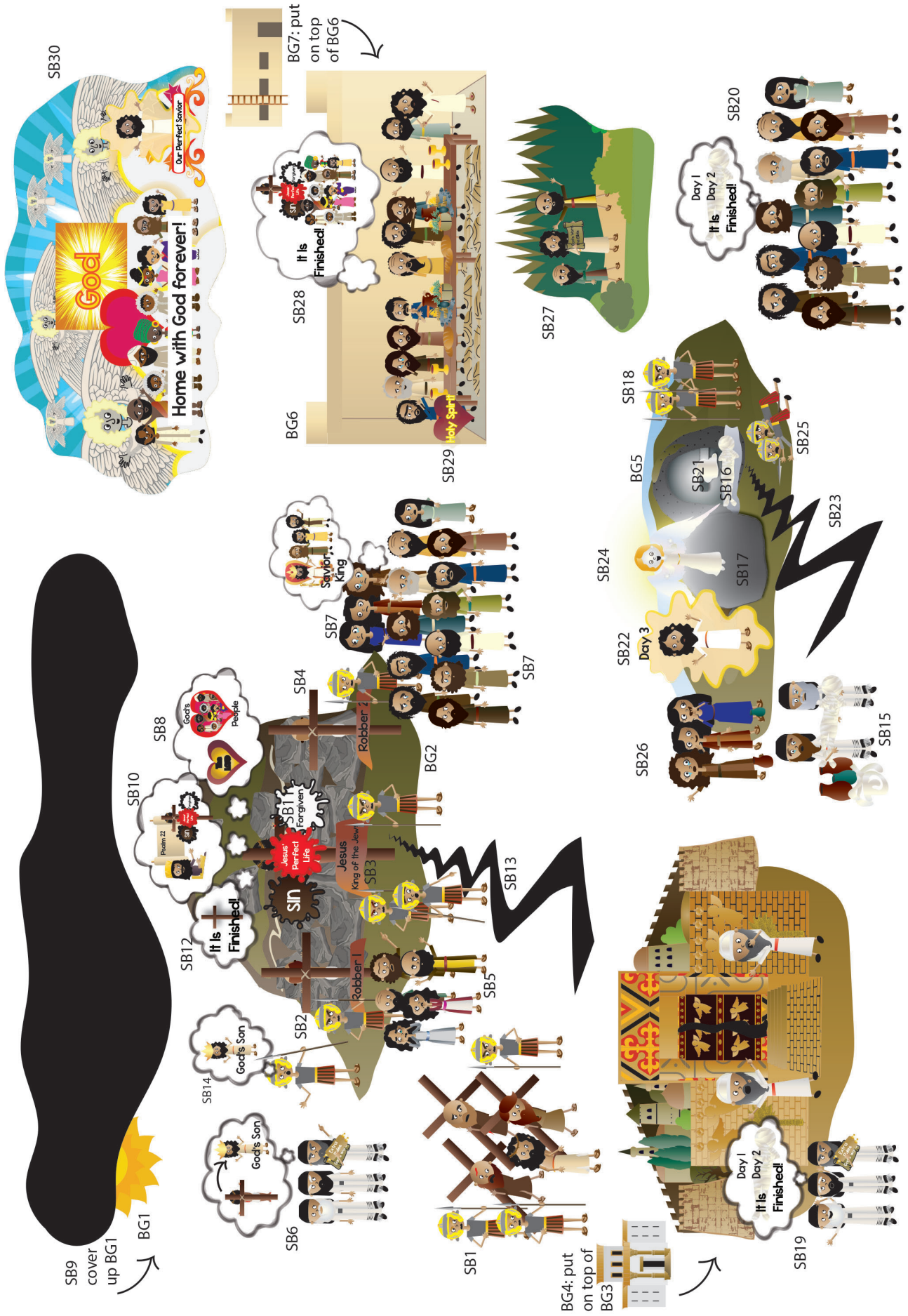
**SB29 Knowing God
in Heart by Holy Spirit**



**SB30 God's People
with Jesus in Heaven**



Note: Use sticky tac putty rather than velcro on back of pictures placed on top of other pictures.

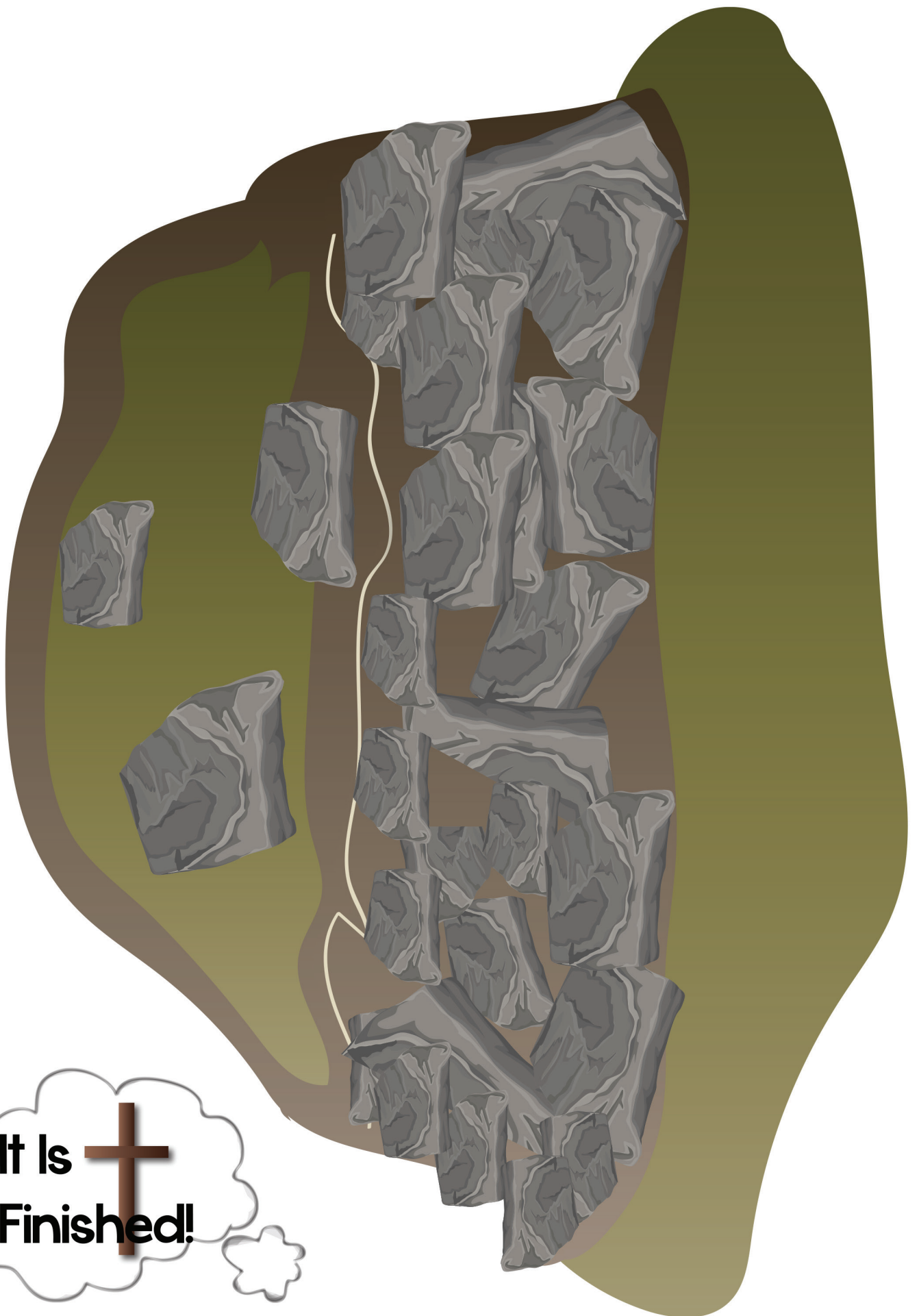


NOTE:

Some of the larger images are assembled from two or more pages. You can make these easier to fold by leaving a small gap in the lamination between the pieces. This allows you to fold the image along the gap.



leave slight gap here
to create a “hinge” for
easy folding




BG2 Golgotha
DDD 9.5 Story
Place on Board BEFORE telling story




SB12 “It Is Finished!”
DDD 9.5 Story



BG3 Jerusalem
and Inner Temple
DDD 9.5 Story
Place on Board BEFORE
telling story



BG4 Outside of
Temple
DDD 9.5 Story
Place on Board BEFORE
telling story



BG1 Sun
DDD 9.5 Story

SB16 Jesus' Dead Body
DDD 9.5 Story

SB21 Linen Cloth
Discarded DDD 9.5 Story

SB18 Soldiers Guarding
DDD 9.5 Story

SB17 Stone
DDD 9.5 Story

BG5 Cave Grave
DDD 9.5 Story
Place on Board BEFORE
telling story




Home with God forever!




SB11 Jesus' Perfect Life
Is Full Payment for Sins
of God's People DDD 9.5 Story

SB30 God's People
with Jesus in Heaven
DDD 9.5 Story





BG6 Inside of
Disciples' House
Pt 1 of 2
DDD 9.5 Story
Glue together and laminate
Place on Board BEFORE
telling story

SB6 Enemies Watching
DDD 9.5 Story



BG6 Inside of
Disciples' House
Pt 2 of 2
DDD 9.5 Story
Glue together and laminate
Place on Board BEFORE
telling story


SB3 Jesus on Cross
DDD 9.5 Story



BG7 Outside of
Disciples' House
Pt 1 of 2
DDD 9.5 Story
Glue together and laminate
Place on Board BEFORE
telling story

SB2 Robber 1
DDD 9.5 Story


SB4 Robber 2
DDD 9.5 Story



BG7 Outside of
Disciples' House
Pt 2 of 2
DDD 9.5 Story
Glue together and laminate
Place on Board BEFORE
telling story

SB14 Surely This Was
the Son of God
DDD 9.5 Story

SB13 Earthquake at Golgotha
DDD 9.5 Story



SB25 Soldiers Afraid
DDD 9.5 Story

SB15 Friends Take Jesus'
Body to Be Buried
DDD 9.5 Story

SB5 People
Watching
DDD 9.5 Story

SB19 Enemies Thinking
It Is Finished
DDD 9.5 Story



SB1 Soldiers Taking
Jesus to be Crucified
DDD 9.5 Story

SB24 Angel
DDD 9.5 Story

SB23 Earthquake at Tomb
DDD 9.5 Story

SB22 Jesus Is Alive!
DDD 9.5 Story




SB10 My God, My God,
Why Has You Forsaken
Me Psalm 22
DDD 9.5 Story

SB8 Jesus Chose to
Take Punishment for
God's People
DDD 9.5 Story

SB7 Disciples Watching
DDD 9.5 Story

Day 1
It Is Day 2
Finished!



SB20 Jesus' Followers
Think It Is Finished
DDD 9.5 Story


SB27 Jesus with Followers
on Road to Emmaus
DDD 9.5 Story



SB29 Knowing God
in Heart by Holy Spirit
DDD 9.5 Story

SB26 Women Coming
to Cave Grave
DDD 9.5 Story

SB28 Sin and Death Is
Finished For God's People
DDD 9.5 Story



SB9 Darkness Pt 2 of 2
Glue Together and Laminare
DDD 9.5 Story

SB9 Darkness Pt 1 of 2
Glue Together and Laminare
DDD 9.5 Story

DEEP DOWN DETECTIVES



Visual Aids

Unit 9,

Bible Truth 6

About the Deep Down Detectives Visual Aids

How Are They Used?



The Deep Down Detectives Visual Aids book is a companion resource to be used alongside the Deep Down Detectives Core Curriculum book for each unit. These colorful pictures are used in presenting the key concepts; telling the Bible stories; and, in playing the Bible Story Review games.

What Do They Include?



There are five, different resources included in this book:

1. Key Concept Visual Aids-- colorful signs of the Big Question and Answer, the Bible Truth, the Bible verse, and the Listening Assignments to use with the 3 lessons for each Bible Truth.

2. The Storyboard Picture Key--a who's who of the pictures in thumbnail size. Some pictures are labeled "BG." These are your background pictures that you put on the storyboard before telling the story. The rest of the pictures are labeled "SB." These are pictures you put up on the storyboard as you tell the story.


3. Storyboard Suggested Picture Placement page--where to place the pictures on your storyboard.

4. The pictures, themselves. Notice that each picture is identified and numbered on the back for easy reference. The numbers correspond to the numbers in the Picture Placement Key and in the actually story script (found in the Core Curriculum book.)

5. Directions for making the Deep Down Detectives "Bible" Folder and the **back/front images** to paste in place when making it. (Larger back/front images are found online with the curriculum.)

Directions for how to make a homemade flannelgraph storyboard and sturdy storyboard pictures are found in **Appendix E in the Core Curriculum book.**

Ready, Set, Rip It Out!



This book is meant to be ripped up and made into your visual aids. The key concept signs can be cut out and laminated or slipped into sheet protectors. Cut out around the storyboard images and ideally, laminate these. Some of the biggest pictures actually need to be stuck together, before laminating.

Store It!



Deep Down Detectives is a curriculum that can be used over and over. Store your visual aids and storyboard pictures after using them and they will serve you for many years. We store ours in manilla envelopes and then put them (along with all the rest of the curriculum) in magazine files, labeled by Bible Truth. If you have multiple classes using the curriculum, store each set of resources in separate manilla envelopes. This will make prep much simpler, second time around.

Replacement Storyboard Pictures



You can always purchase this book again or simply go online and print out any pictures that go missing.

Two Sizes of Storyboard Pictures



There are two sizes of storyboard pictures to choose from: the standard, large format pictures; or, the smaller format pictures. The larger pictures are best for a big classroom and a storyboard that is at least 36" x 48." (We actually make a whole section of a wall into a felt storyboard!) The small format pictures are created to fit smaller storyboards--in the 24" x 36" to 36" by 48" range. They are most useful in the smaller class or for use at home.

The Case of the Fluffy Farewell*Matthew 27-28; Mark 15-16; Luke 23-24; John 19-20; Acts 1*

of BQB

Story-telling Tips

Ahead of time:

1. Read the Bible verses and story. Pray!
2. Choose story action cues and/or prepare storyboard figures, if using. (Included in Visual Aids book)
3. Practice telling story with the storyboard pictures, timing your presentation. Shorten, if necessary.

During your presentation:

1. Maintain as much eye contact as possible as you tell the story.
2. Put up storyboard figures/add story action cues as you tell the story. Allow the children to help you put them on the board, if desired.
3. Include the children in your story with a few questions about what they think will happen or words/concepts that might be new to them.
4. Watch the kids for signs that their attention span has been reached. Shorten, if necessary.

INTRODUCTION/ LISTENING ASSIGNMENTS

"Our story is called: The Case of the Fluffy Farewell. Here is your listening assignment." Read from Detective Dan's Listening Assignment signs, but questions are summarized below:

Detective Dan's Lesson #1 Listening Assignment:

I need to know:

- 1. Who said goodbye to Jesus' disciples after teaching them for forty days?**
- 2. Where did He go when He said goodbye? What was fluffy about His farewell (goodbye)?**

Detective Dan's Lesson #2 Listening Assignment:**Our Bible Verse is 1 Peter 3:21-22:**

"Jesus Christ, who has gone into heaven and is at God's right hand - with angels, authorities and powers in submission to him."

I need to know:

- 1. How did Jesus go up to heaven to rule?**
- 2. What does He rule over from heaven? When will He come back?**

Detective Dan's Lesson #3 Listening Assignment:I found six clues, but two of them are **NOT** in the story.

They are: A cloud; a feather duster; an ostrich; a disciple; the Holy Spirit in a heart; and the world. *Hold each of them up for the children to see as you identify them.*

I need to know:

- 1. Which four belong in the story and which two don't?**
- 2. What job did Jesus give His disciples to do? Who would help them do it?**

Read the assignment questions, THEN SAY,

"Ok, Deep Down Detectives! Put on your best listening ears and see if you can hear the answers to Detective Dan's questions. When I finish telling the story, we will see if we can answer all the questions."

Read the Bible Truth story, answer questions, present the gospel and lead in prayer.

Answers to questions; the gospel; and, ACTS prayer are included with the story text.

The Case of the Fluffy Farewell *Matthew 27-28; Mark 15-16; Luke 23-24; John 19-20; Acts 1*

Story with lines separating paragraphs (text in **bold**, optional interaction cues in *italics*) Numbers correspond to storyboard pictures and placement upon the storyboard. Always feel free to use less pictures, if it's best for your kids. Simply black out the numbers next to pictures you do not plan to use. All pictures are found in the Visual Aids book. Put BG (background) pictures on storyboard ahead of time. SB pictures (listed below in story text) are added to board as you tell the story. These numbers are also found on the back of each picture.

Tip: Stack pictures in numerical before telling story for easy use. Use sticky-back velcro to attach pictures to storyboard felt. Use sticky-tac putty to stick a picture on top of another picture.

What a strange, three days it had been for the people of Jerusalem! On Friday, (SB1, SB2) they had watched Jesus suffer and die on a cross. He was the teacher who had taught them about God and done such amazing things. Many hoped He was the Messiah God had promised to send to save God's people and to be their King. But those hopes left as they watched (SB3) Jesus' dead body be taken away to be buried. (SB4) His body was laid in the cave-grave and (move BG4 in place) the stone rolled in place. Jesus was gone.

Who would have imagined Jesus would die like this! Death on a cross was for men who did terrible things, like the robbers who died next to Jesus that day. But Jesus had NEVER done anything wrong. EVER! How strange! How very strange, that He should die this way!

But if Friday was strange, then what happened on Sunday was even stranger!

Do you know what happened?

People --lots of people-- were saying that Jesus was alive, that He had risen from the DEAD!

(SB5) The soldiers who guarded the cave-grave saw with their own eyes what happened early that Sunday morning. (SB6) So did the women who came with spices to care for Jesus' body. "How will we move the big stone from in front of the cave?" they wondered. Just then, (SB7) there was a great earthquake, and (SB8) an angel in gleaming, white clothes came down from heaven. He pushed the big stone out of the way (move BG4) for the women, and said, "Jesus is not here! He has risen from the dead! Come look in the cave for yourselves. Then go to His disciples. Tell them He is risen and is coming to meet with them." (SB9) When the guards heard and saw this, they fell down to the ground and shook with fright.

After the angel and the women had left, (SB10) the soldiers ran to tell Jesus' enemies what they had seen and heard. "Shh! Don't tell anyone this story!" Jesus' enemies replied. "Here's lots of money. Keep quiet! Tell everyone that Jesus' disciples stole His body," they ordered the soldiers. "No one must know the truth!"

But this news couldn't be kept quiet. Jesus WAS alive and He was appearing to His followers. (SB11) "It's Me! I'm alive," Jesus told the women that Sunday morning, after they had seen the angel and the empty cave-grave. (SB12) "It's Me! I'm alive," Jesus showed two other friends, as He walked with them that afternoon to the town of Emmaus, then served them bread at dinner, as He used to. (Remove BG6, add SB13) "It's Me! I'm alive!" Jesus said to ten of His disciples, when He appeared to them at their house in Jerusalem, that evening.

Soon, all Jerusalem was buzzing with the news! Jesus' body was gone! He had risen from the dead! And while some, like Jesus' enemies, did not believe, (SB13) many others put their trust in Jesus and were saved.

For forty days, Jesus kept on meeting with His followers. (SB14) One time, Jesus even appeared to a whole crowd of His followers --more than five hundred people at once!

Can you count to five hundred? It is a really big number! More than five hundred people saw Jesus at the same time! Wow!

And what did Jesus do when He met with His followers? (SB15) He ate with them, and He encouraged them to believe in Him. (SB16) Best of all, Jesus taught them about God's plan to save His people from the Bible. God had kept all His promises to His people through Jesus! "Now we understand why You had to die on the cross," the disciples told Jesus. "Now we see how God sent You to save us from our sins."

Story with lines separating paragraphs (text in bold, optional interaction cues in italics)

But Jesus didn't just tell His followers about God's plans, completed. (SB17) He also told them about God's wonderful plans, yet to come. Plans that THEY were a part of! There was so much for them to learn! For you see, Jesus was about to leave them. He had risen from the dead not just to live on earth again. No, He was about to go HOME! Can you remember where Jesus' home was?

Can you remember?

That's right! Jesus would be going back home to heaven to (SB18) enjoy the FULL Perfect Wonderfulness of God again --complete, wonderful closeness with God, His Father, and God, the Holy Spirit.

So for ten, twenty, thirty, forty days, Jesus walked and talked with His followers. He taught them all the things they needed to know, until at last, on Day Forty, it was time for Him to go home to heaven.

(SB19) Jesus led His disciples to the Mount of Olives to say goodbye. "I'm going to heaven to rule now, but I'm not leaving you alone," He told them. "I'm sending you Someone special to live in your hearts." Do you know whom Jesus would send?

Do you know?

(SB20) It was God's Holy Spirit!

"Yes, The Holy Spirit will live inside your hearts," Jesus told them. "He will comfort you. He will teach you more about God and His wonderful plans. And, He will give you the power to do everything God, My Father, has planned for you to do," Jesus said. "Power to tell the whole world how they can become God's people by turning away from their sins and trusting in Me as their Savior," He promised. "Power to live for God."

Then up, up, up went Jesus into the sky, through the clouds until they couldn't see Him. Jesus' friends stood there staring up into the sky, watching Him rise until they could no longer see Him.

"Would Jesus come back? When? How?" Jesus' friends wondered, as they looked up into the sky.

What do you think?

(SB21) God sent two angels in sparkling, white robes to them with the answers: "Why do you stand here looking into heaven?" the angels asked Jesus' friends. "This Jesus who was taken up from you into heaven, will come back one day, in the same way you saw him go up to heaven," they promised.

How sad Jesus' friends must have been to see Jesus leave! They didn't want to wait to be with Him. They wanted to be with Him right then! There is nothing so wonderful as being close to Jesus!

BUT, they were very, VERY happy to know that the Holy Spirit would come live in their hearts. And, that one day, they would get to live face-to-face with Jesus forever. They just wished that day was right then!

(SB22, SB23) How loudly the thousands and thousands of angels must have sung, as Jesus entered heaven! He had beaten sin and death for God's people! Now, He was back home! Yay! And once more, Jesus knew full, Perfect Wonderfulness with God, His Father, and God, the Holy Spirit. All of that special closeness Jesus had known before He came to earth was now His to enjoy again and would be forevermore.

Where is Jesus now? He is still in heaven, ruling as the great King of Kings over everything in heaven and earth. (SB24) He is praying and caring for God's people. He is working out all of God's great plans for this world, until the day when He will come back through the clouds and down to earth again. What a great day that will be for God's people! (SB25) Then, Jesus will get rid of sin and sadness, sickness and death forever. And at last, all of God's people will live together with Jesus in the new heaven and earth. They will see Him in all His glory and enjoy as much of the Perfect Wonderfulness of God as they possibly can! I can hardly wait!

Cracking the Case: (story wrap-up for Listening Assignments)

It's time to see how we did with our Listening Assignment.

Detective Dan's Lesson #1 Listening Assignment:

I need to know:

- 1. Who said goodbye to Jesus' disciples after teaching them for forty days?** Jesus did.
- 2. Where did He go when He said goodbye? What was fluffy about His farewell (goodbye)?** He went up to heaven to rule. Jesus rose up through the fluffy clouds in the sky on His way to heaven.

For You and Me:

Jesus went up to heaven and is there now ruling over all things. He is still caring for His people and bringing about God's plans for this world. One day, God's plans will be finished, and Jesus will come back. He will bring an end to sin and death and this world forever. He will make a wonderful, new world for God's people to live in with Him forever. That will be best of all! We can be God's people, too, when we turn away from our sins and trust in Jesus as our Savior. Ask Him to help you! He loves to answer this prayer!

Detective Dan's Lesson #2 Listening Assignment:**Our Bible Verse is 1 Peter 3:21-22:**

"Jesus Christ, who has gone into heaven and is at God's right hand - with angels, authorities and powers in submission to him."

I need to know:

- 1. How did Jesus go up to heaven to rule?** He rose up through the clouds in the sky.
- 2. What does He rule over from heaven?** When will He come back? Jesus rules over all things. He will come back at the end of time when God's plans for this world are finished.

For You and Me:

Jesus went up to heaven and is there now ruling over all things. He is still caring for His people and bringing about God's plans for this world. One day, God's plans will be finished, and Jesus will come back. He will bring an end to sin and death and this world forever. He will make a wonderful, new world for God's people to live in with Him forever. That will be best of all! We can be God's people, too, when we turn away from our sins and trust in Jesus as our Savior. Ask Him to help you! He loves to answer this prayer!

Detective Dan's Lesson #3 Listening Assignment:

I found six clues, but two of them are **NOT** in the story. They were: a cloud; a feather duster; an ostrich; a disciple; the Holy Spirit in a heart; and the world. *Hold each of them up for the children to see as you identify them.*

I need to know:

- 1. Which four belong in the story and which two don't?** The cloud, the disciples, the Holy Spirit in a heart; and the world belong. The feather duster and the ostrich do not.
- 2. What job did Jesus give His disciples to do? Who would help them do it?** To tell the whole world the good news of Jesus that they might turn from their sins and be saved. God's Holy Spirit, living in their hearts would help them.

For You and Me:

Jesus went up to heaven and is there now ruling over all things. He is still caring for His people and bringing about God's plans for this world. One day, God's plans will be finished. The good news of Jesus will be told to the whole world, and Jesus will come back. He will bring an end to sin and death and this world forever. He will make a wonderful, new world for God's people to live in with Him forever. That will be best of all! We can be God's people, too, when we turn away from our sins and trust in Jesus as our Savior. Ask Him to help you! He loves to answer this prayer!

The Gospel (story wrap-up if NOT using Listening Assignments)**Our Bible Truth is:****What Did Jesus Come to Do?****Jesus Came to Bring Us to God...****He Went Up to Rule in Heaven!**

Jesus finished the job His Father, God, gave Him to do on earth. He paid for God's people's sins when He died on the cross. On Day Three, He rose from the dead in victory. He made the way for them to come to God. Now Jesus is in heaven, preparing a place for God's people to live with God forever. He is ruling as King. One day He will come back to earth and put an end to sin and death forever. Oh, how sad that day will be for those who kept on disobeying God and did not trust in Jesus as their Savior. They will be separated from God and His goodness forever. But oh, how wonderful for all who have turned away from their sins and have trusted in Jesus as their Savior! They will live with God forever happy. We, too, can live forever happy with God. If we turn away from our sins and trust in Jesus as our Savior. How good God is to us! Ask God to help you! He loves to answer this prayer!

Close in prayer.


Closing ACTS Prayer

- A** Jesus, we praise You for being our Savior. You came to bring us to God. You died and rose again. You went up to heaven. We praise You for being our great King of Kings who rules over everything.
- C** Jesus, we are all sinners who have chosen to disobey God and His good laws. We deserve His punishment. We need to turn to You for forgiveness. We need You to be our Savior!
- T** Thank You, Jesus, for dying on the cross and for rising from the dead in victory! Thank You for ruling over all things from heaven. Thank You for the promise that You will come back one day and bring an end to sin and death forever.
- S** Jesus, work in our hearts. Help us to turn away from our sins. Help us to trust in You as our Savior. We want to become God's people. Jesus, come back soon! We long for the day when You will bring sin and death to an end forever, and will rule as the great forever king over God's kingdom. Help us to be ready for that day! In Jesus' name, we pray, Amen.

Go to Lesson Plan, p.9 for the script to the rest of the lesson.



What did Jesus come to do?



VISUAL
AID

take out

#1



of BQB

ANSWER: **Jesus came to bring us to God!**

The Big Question

Hold up the Big Question sign for all the children to see, and say:

The Big Question we are investigating today is
Big Question Number 9:

What Did Jesus Come to Do?
and the Answer is:
Jesus Came to Bring Us to God!

Meaning:

In the beginning, God created the world perfectly. What a wonderful, special closeness people enjoyed with Him! Yes, it was "Perfect Wonderfulness" knowing God and living in His world. It could have stayed that way forever, but it did not. All of this perfection was broken when people disobeyed God. The big Bible word for disobeying God is "sin."

When we look around us, we can see the sadness that sin brought into God's good world. So much in this world is not perfect or wonderful anymore! We've lost the special closeness with God, too. Yes, when sin came into the world, it spoiled so many things.

But would all this sin and sadness last forever? People certainly deserved it to. After all, they had turned away from God. Now people deserved His punishment, not His love.

But God treats us so much better than we deserve! From the beginning, He had an amazing plan to bring sinful people like us back to Himself. How? He promised to send a Savior. That Savior was Jesus, God's own Son. Jesus lived a perfect life, then He gave it up as the full payment for sins as He suffered and died on the cross. On the third day, Jesus rose from the dead, showing He had really done it! He had beaten sin and death for God's people! We can become God's people, too, when we turn away from our sins and trust in Jesus as our Savior. Then, we will get to know God in our hearts; and one day, we will get to go live with God and enjoy all of His Perfect Wonderfulness forever!

Let's sing our Big Question Song:"

Big Q & A q Song

*DDD NIV Songs 9, track 12
(adapted version of "This Old Man")*

What did Jesus come to do?
What did Jesus come to do?
Jesus came to bring us to God.
That's what Jesus came to do!

BIG QUESTION 9: Six truths about Jesus



This Unit's Bible Truths

"Jesus Came to Bring Us to God" is a good beginning, but there's so more to learn. So it's time for us to dig down even deeper for more answers to our Big Question about God. We're going to be learning SIX Bible truths that all tell us more about Jesus.

Who would like to hand me the picture with our six Bible truths on it? It's in the Big Question Box/Briefcase."

Choose a child to get it and hand it to you, then hold it up and show them the pictures of the six truths they will be learning.

After everyone has had a good look say...


"Ok, we've learned five truths about Jesus. They are: "He Left His Home in Heaven to Save Us," "He Never, Ever Disobeyed God," "He Taught about God and Did Amazing Things, "He Died on the Cross for the Sins of God's People," and "He Rose from the Dead" (point to pictures as you identify each Bible Truth). Now let's look at our Bible Truth Clue sign and see if we can figure out which of these six truths we will be learning about today. Who would like to get it out of the Big Question Briefcase for me?"

Choose a child to open the briefcase, take out the Bible Truth Clue sign and hand it to you.

CAN YOU GUESS BIBLE TRUTH 6:

**What did Jesus come to do?
Jesus came to bring us to God...
He went up to ??? in heaven!**

**HINT: What is another word
for being in charge?
It starts with an "r" and
it rhymes with "jewel"?**



**ANSWER:
He went up to RULE in heaven!**

Revealing the Bible Truth We Are Learning

Hold up the front side for the children to see. Cover up the answer, written along the bottom, and say:

**“What Did Jesus Come to Do?
Jesus Came to Bring Us to God!
He Went Up to ???? in Heaven!”**

“What is another word for being in charge? It starts with an “r” and it rhymes with “jewel”?

Can you guess? It’s “rule.”

So the Bible Truth we are learning today is:

(uncover answer from bottom of sign, show it to them and say:)

**“What Did Jesus Come to Do?
Jesus Came to Bring Us to God!
He Went Up to RULE in Heaven!”**

And here is what this Bible Truth means:


(read the meaning off of the back of the sign, say:)

After Jesus rose from the dead, He appeared to His followers many times. He showed them from the Bible why He had to suffer and die on the cross. He showed them how He had completed all of God’s plans to save God’s people. Jesus also told them God’s plans for them. They were to go to into the whole world, urging everyone to turn away from their sins and trust in Him as their Savior. God would use them to save His people from every part of the world.

After Jesus finished teaching His followers all these things, He went home to heaven. At last, once more, Jesus shone with the bright shininess of God’s glorious goodness. At last, once more, He delighted in all of the Perfect Wonderfulness of God—that closest, most wonderful love that He had fully enjoyed with God, the Father, and God, the Holy Spirit, before He had gone to earth to be our Savior.

Jesus’ work on earth was done, but not His work in heaven. Jesus now reigns as king over the whole universe --the King of kings and Lord of lords. He prays and cares for God’s people as God’s plan for them keeps being worked out here on earth. Jesus is there ruling and caring for God’s people even now! And one day, He will come back to earth. He will put an end to sin and death forever. And in the new heaven and earth God will make, He will live face-to-face with God’s people forever. That will be best of all! We can be God’s people when we turn away from our sins and trust in Jesus as our Savior.

"Jesus Christ, who has gone into heaven and is at God's right hand -
with angels, authorities and powers in submission to him." | Peter 3:21-22



Visual place take out
version
Big
Question
Bible
#4
DDD
Bible
06808

Bible Truth 6 Bible Verse

Remove the Bible Verse Picture from the "Bible" folder and hold it up for all the children to see, then say:

1 Peter 3:21-22 tells us:

1 Peter 3:21-22

"Jesus Christ, who has gone into heaven and is at God's right hand - with angels, authorities and powers in submission to him."

Learn a Little: "Jesus Christ ... has gone into heaven and is at the right hand of God."

What does that mean?

The Bible tells us that after Jesus rose from the dead, He taught His disciples many things from the Bible. But at last, when Jesus finished teaching them, He went up to heaven and began His rule as king, just as God promised He would in the Bible.

That's what being at the right hand of God means. That's a Bible way of saying that Jesus is ruling as the promised, great King who would beat sin and death and save God's people--all who turn away from their sins and trust in Him as their Savior. (That can even be you and me!).

And that what Jesus is still doing even now. He is ruling over everything—not just all people, but all of the angels and other heavenly powers. He is King of Kings and Lord of Lords!

"We've said our Bible verse, now let's sing it!"

Gone into Heaven:

1 Peter 3:21-22

DDD NIV Songs 9, track 33

Jesus Christ has gone into heaven,
He's at the right hand, the right hand of God.
Jesus Christ has gone into heaven,
He's at the right hand, the right hand of God.
With angels, authorities, and powers
subjected to him, (that's everything!)
With angels, authorities, and powers
subjected to him. (that's everything!)
First Peter Three, twenty-one and two.

"Now it's time to do a bit more deep down investigating.
Let's see what Detective Dan wants us to help him figure out.
Would someone like to get it out for me?"

take out



of BQB

Place in



Visual Aid



Detective Dan's Listening Assignment #1

Detective Dan's

Listening Assignment #1



Hi, Deep Down Detectives!

I'm working on a brand-new case called:

"The Case of the Fluffy Farewell."

I need to find out:

1. Who said goodbye to Jesus' disciples after teaching them for forty days?

AND

2. Where did He go when He said goodbye? What was fluffy about His farewell (goodbye)?

Can you help me? Listen carefully to the story and you might just hear the answers!

Thanks!

Detective Dan

Then say, "Ok, Deep Down Detectives! Put on your best listening ears and see if you can hear the answers to Detective Dan's questions. When I finish telling the story, we will see if we can answer all of his questions."

Read the Bible Truth story, putting up the storyboard pictures/using Story Scenes as you tell it.

At the end of the story, repeat the questions and lead the children in answering them. Present the gospel and close in prayer.

Answers to assignment questions, the gospel and ACTS prayer are also included at the end of the story text.

Answers:

1. Who said goodbye to Jesus' disciples after teaching them for forty days? Jesus did.

2. Where did He go when He said goodbye? What was fluffy about His farewell (goodbye)? He went up to heaven to rule. Jesus rose up through the fluffy clouds in the sky on His way to heaven.

For You and Me:

Jesus went up to heaven and is there now ruling over all things. He is still caring for His people and bringing about God's plans for this world. One day, God's plans will be finished, and Jesus will come back. He will bring an end to sin and death and this world forever. He will make a wonderful, new world for God's people to live in with Him forever. That will be best of all! We can be God's people, too, when we turn away from our sins and trust in Jesus as our Savior. Ask Him to help you! He loves to answer this prayer!



Detective Dan's Listening Assignment #2

Detective Dan's

Listening Assignment #2



Hi, Deep Down Detectives!

I'm still working on the case called:

"The Case of the Fluffy Farewell."

Our Bible Verse is 1 Peter 3:21-22:

"Jesus Christ, who has gone into heaven and is at God's right hand - with angels, authorities and powers in submission to him."

I need to find out:

1. How did Jesus go up to heaven to rule?

AND

2. What does He rule over from heaven? When will He come back?

Can you help me? Listen carefully to the story and you might just hear the answers! Thanks for your help!

Detective Dan

Then say, "Ok, Deep Down Detectives! Put on your best listening ears and see if you can hear the answers to Detective Dan's questions. When I finish telling the story, we will see if we can answer all of his questions."

Read the Bible Truth story, putting up the storyboard pictures/using Story Scenes as you tell it. At the end of the story, repeat the questions and lead the children in answering them. Present the gospel and close in prayer.

Answers to assignment questions, the gospel and ACTS prayer are also included at the end of the story text.

Answers:

Our Bible Verse is: 1 Peter 3:21-22

"Jesus Christ, who has gone into heaven and is at God's right hand - with angels, authorities and powers in submission to him."

1. **How did Jesus go up to heaven to rule?** He rose up through the clouds in the sky.

2. **What does He rule over from heaven? When will He come back?** Jesus rules over all things. He will come back at the end of time when God's plans for this world are finished.

For You and Me:

Jesus went up to heaven and is there now ruling over all things. He is still caring for His people and bringing about God's plans for this world. One day, God's plans will be finished, and Jesus will come back. He will bring an end to sin and death and this world forever. He will make a wonderful, new world for God's people to live in with Him forever. That will be best of all! We can be God's people, too, when we turn away from our sins and trust in Jesus as our Savior. Ask Him to help you! He loves to answer this prayer!

take out



of BQB

Visual Aid



Detective Dan's Listening Assignment #3

Detective Dan's

Listening Assignment #3



Hi, Deep Down Detectives!
I'm still working on the case called:
"The Case of the Fluffy Farewell."

I found SIX clues, but TWO of them are NOT in the story.
They are: a cloud; a feather duster; a parrot; a
disciple; the Holy Spirit in a heart; and the world.

Hold up each of the six pictures for the children to see as you identify them. Better yet, put them up on your flannelgraph board, off to one side.

I need to know:

1. Which FOUR pictures belong in the story and which TWO do NOT?
2. What job did Jesus give His disciples to do? Who would help them do it?

Can you help me? Listen carefully to the story and you might just hear the answers!

Thanks!

Detective Dan

Then say, "Ok, Deep Down Detectives! Put on your best listening ears and see if you can hear the answers to Detective Dan's questions. When I finish telling the story, we will see if we can answer all of his questions."

Read the Bible Truth story, putting up the storyboard pictures/using Story Scenes as you tell it. At the end of the story, repeat the questions and lead the children in answering them. Present the gospel and close in prayer.

Answers to assignment questions, the gospel and ACTS prayer are also included at the end of the story text.

Answers:

Our six clues were: a cloud; a feather duster; a parrot; a disciple; the Holy Spirit in a heart; and the world.

1. Which four belong in our story?

The cloud, the disciples, the Holy Spirit in a heart; and the world belong. The feather duster and the parrot do not.

2. What job did Jesus give His disciples to do? Who would help them do it? To tell the whole world the good news of Jesus that they might turn from their sins and be saved. God's Holy Spirit, living in their hearts would help them.

For You and Me:

Jesus went up to heaven and is there now ruling over all things. He is still caring for His people and bringing about God's plans for this world. One day, God's plans will be finished. The good news of Jesus will be told to the whole world, and Jesus will come back. He will bring an end to sin and death and this world forever. He will make a wonderful, new world for God's people to live in with Him forever. That will be best of all! We can be God's people, too, when we turn away from our sins and trust in Jesus as our Savior. Ask Him to help you! He loves to answer this prayer!

A Feather Duster



vecteezy.com

A Cloud






DDD 9.6 Lesson 3 Listening Assignment Clue Picture1 for kids




DDD 9.6 Lesson 3 Listening Assignment Clue Picture 2 for kids

A Disciple



A Parrot





DDD 9.6 Lesson 3 Listening Assignment Clue Picture3 for kids



DDD 9.6 Lesson 3 Listening Assignment Clue Picture 4 for kids

The World



The Holy Spirit in a Heart





DDD 9.6 Lesson 3 Listening Assignment Clue Picture 5 for kids

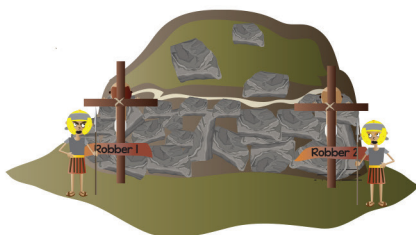


DDD 9.6 Lesson 3 Listening Assignment Clue Picture 6 for kids

Big Question 9, Bible Truth 6 Storyboard Background Pictures Key (BG)

Put these pictures in place on your storyboard BEFORE you tell your story.

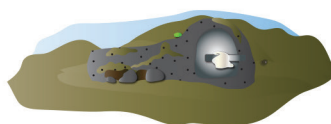
BG1 Golgotha with 2 Robbers



BG2 Jerusalem with Temple



BG3 Cave Grave



BG4 Stone



BG5 Inside of Disciples' House



BG6 Outside of Disciples' House



BG7 Mount of Olives



BG8 Clouds



BG9 Heaven



Big Question 9, Bible Truth 6 Storyboard Pictures Key (SB)

Store these pictures in numerical order in your DDD Bible Folder.

Add these to your story as you tell it. Numbers correspond to placement order.

SB1 People of Jerusalem Watching



SB2 Jesus on Cross with Soldiers



SB3 Jesus' Followers Burying Jesus' Body



SB4 Jesus' Body



SB5 Soldiers Guarding



SB6 Women Coming with Spices



SB7 Earthquake



SB8 Angel



SB9 Scared Soldiers



SB10 Soldiers Reporting to Jesus' Enemies



SB11 Women Seeing Jesus



SB12 Jesus and Followers on Road to Emmaus



SB13 Jesus Appearing to His Disciples at House



SB14 New People Believing that Jesus Is the Savior



SB15 500 Followers with Jesus



SB16 Jesus Eating with Followers



SB17 Jesus Explaining God's Plans from the Bible



SB18 Jesus Telling about God's Plans for the Future



SB19 Perfect Wonderfulness of Full Fellowship of God



SB20 Jesus and Disciples on Mount of Olives



SB21 Sending the Holy Spirit



SB22 Angels Tell about Jesus Coming Back



SB23 Angels in Heaven Celebrating



SB24 King Jesus in Heaven



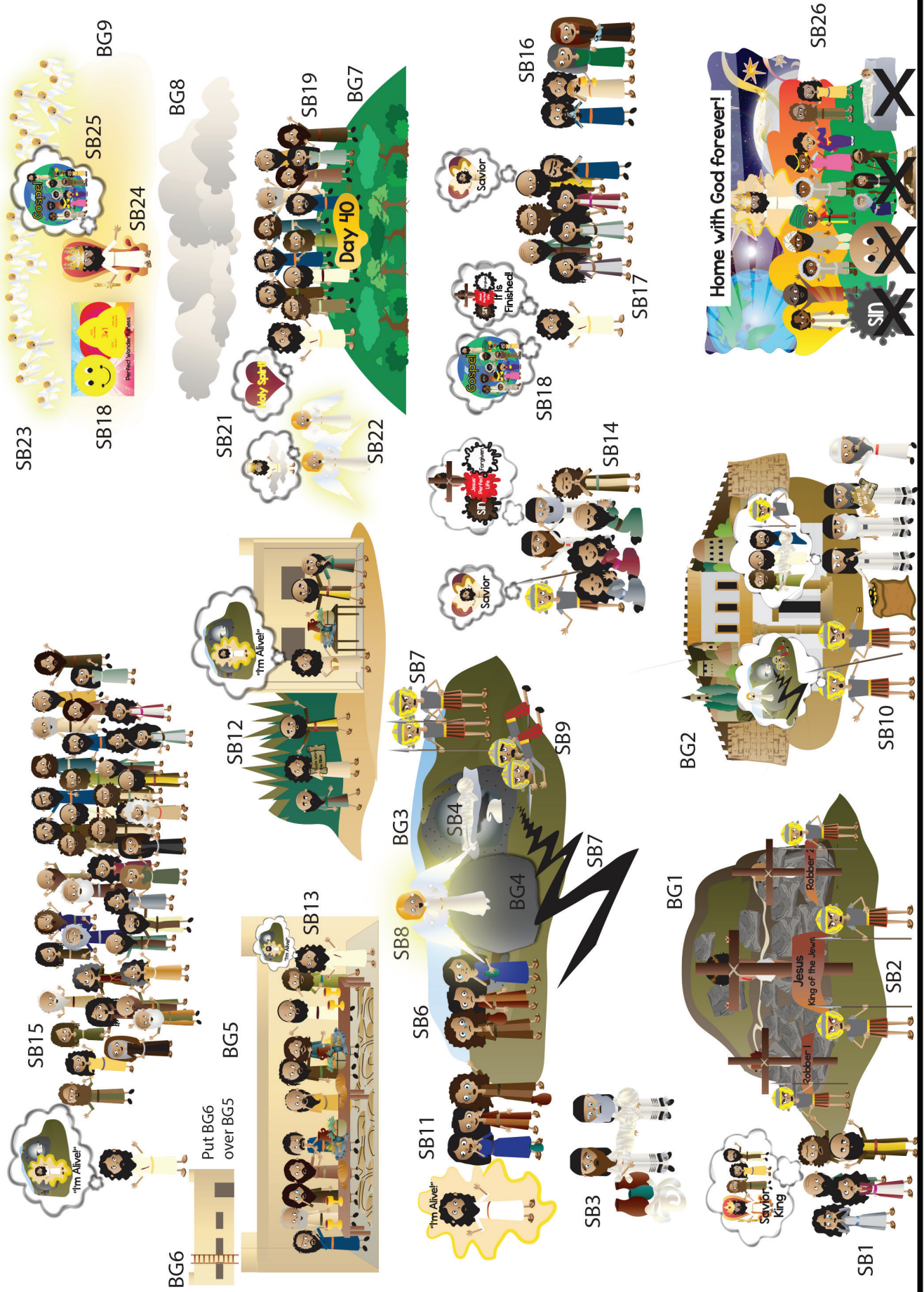
SB25 Jesus Praying for God's People, Carrying Out God's Plans



SB26 Life in the New Heaven and Earth with Jesus



Note: Use sticky tac putty rather than velcro on back of pictures placed on top of other pictures.

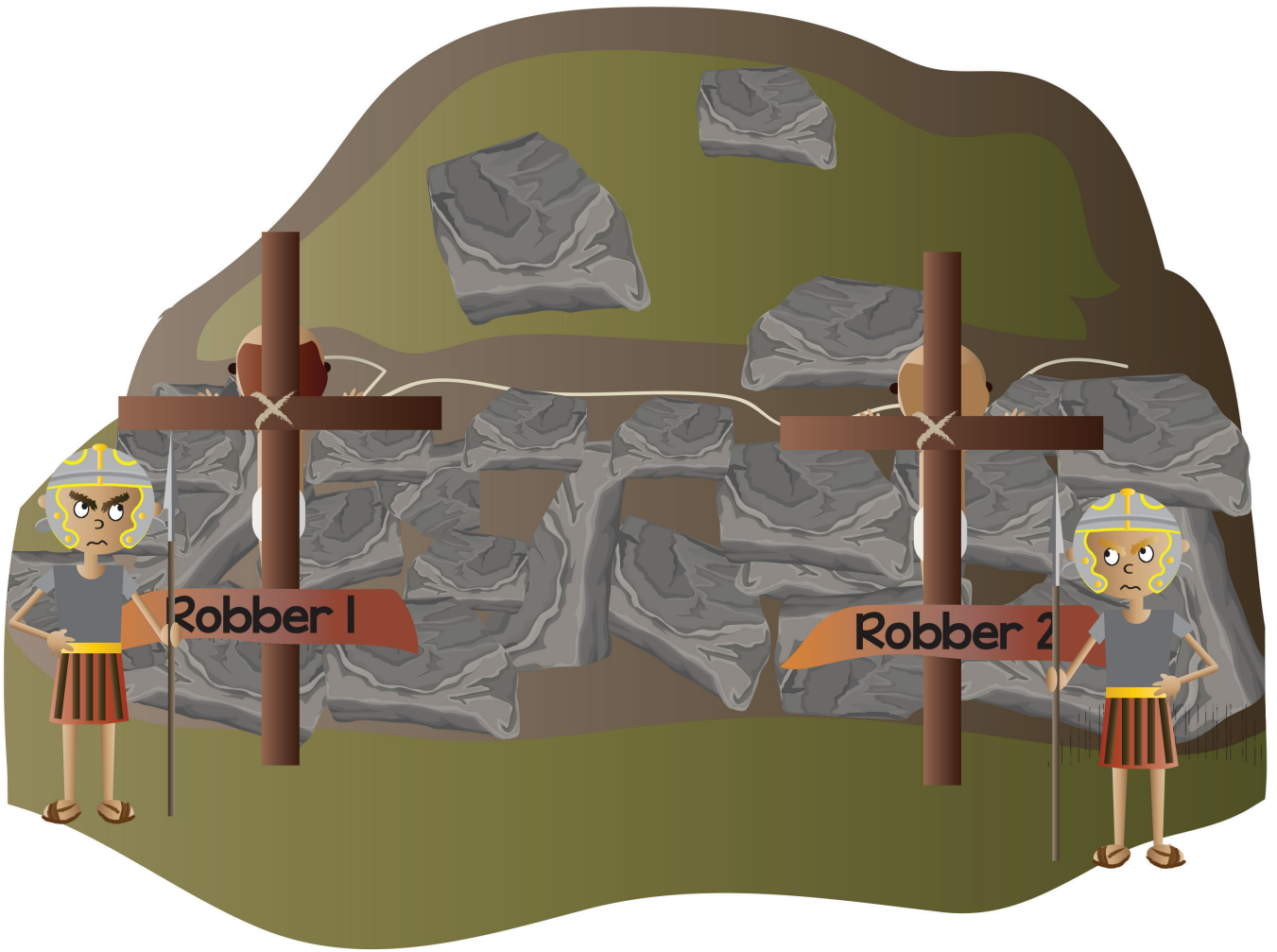


NOTE:

Some of the larger images are assembled from two or more pages. You can make these easier to fold by leaving a small gap in the lamination between the pieces. This allows you to fold the image along the gap.

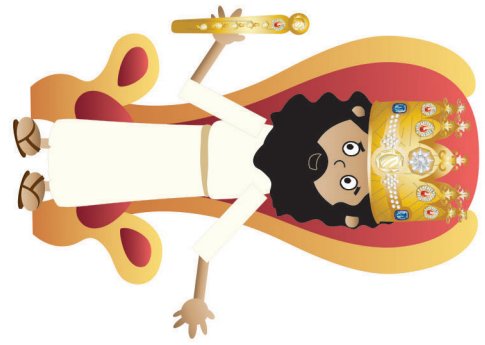


leave slight gap here
to create a “hinge” for
easy folding



BG1 Golgotha with 2 Robbers
DDD 9.6 Story
Place on Board BEFORE telling story

BG2 Jerusalem with Temple
DDD 9.6 Story
Place on Board BEFORE telling story




SB24 King Jesus in Heaven
DDD 9.6 Story

SB13 Jesus Appearing
to His Disciples at House
DDD 9.6 Story

BG3 Cave Grave
DDD 9.6 Story
Place on Board BEFORE telling story

BG4 Stone
DDD 9.6 Story
Place on Board BEFORE
telling story

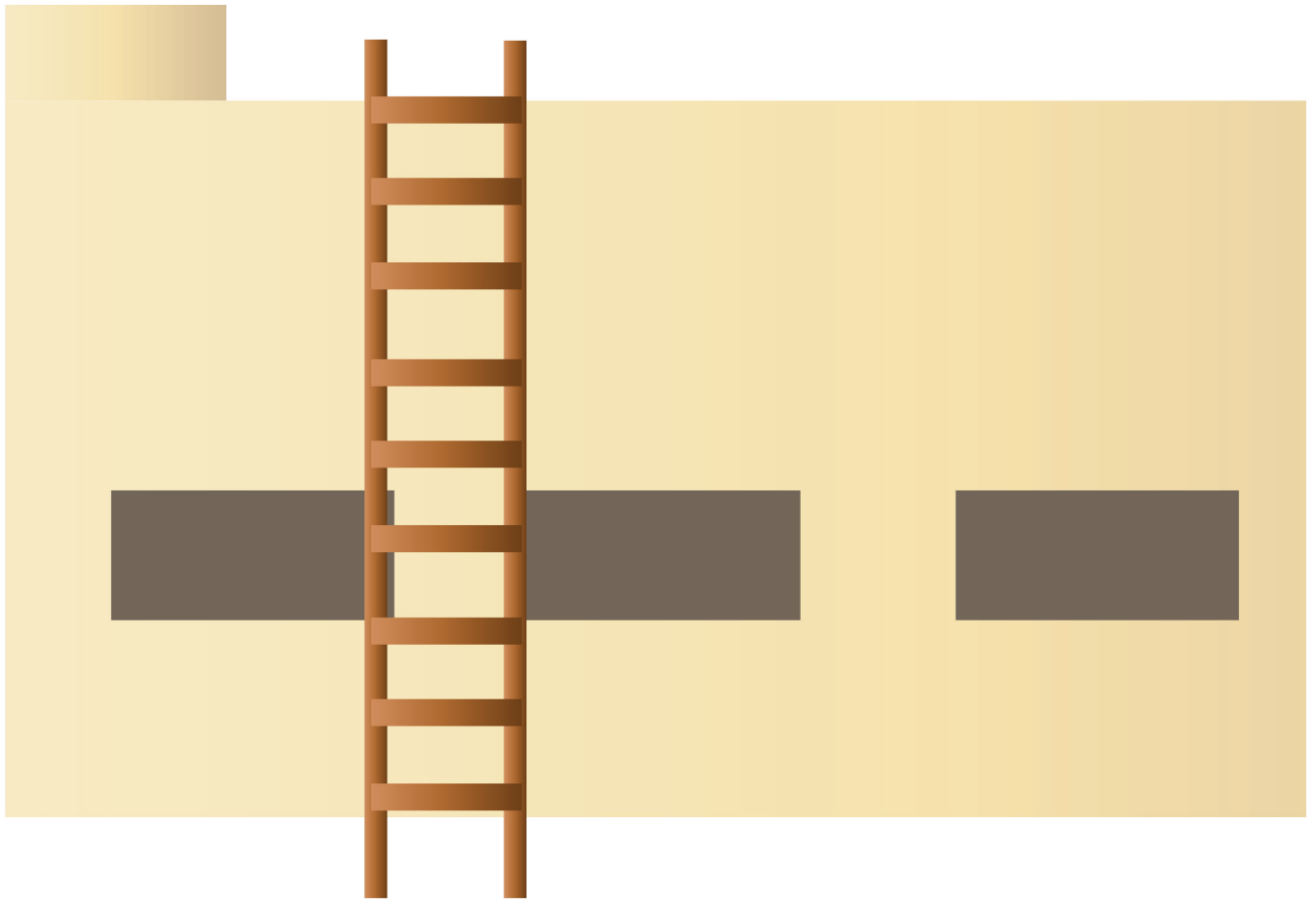


BG5 Inside of
Disciples' House Pt 1 of 2
DDD 9.6 Story
Glue Together and Laminate
Place on Board BEFORE telling story

SB19 Perfect Wonderfulness
of Full Fellowship of God
DDD 9.6 Story

SB16 Jesus Eating
with Followers
DDD 9.6 Story

BG5 Inside of
Disciples' House Pt 2 of 2
DDD 9.6 Story
Glue Together and Laminate
Place on Board BEFORE telling
story



BG6 Outside of Disciples' House
Pt 1 of 2 DDD 9.6 Story
Glue Together and Laminate
Place on Board BEFORE telling story

SB1 People of Jerusalem
Watching
DDD 9.6 Story

BG6 Outside of Disciples' House
Pt 2 of 2 DDD 9.6 Story
Glue Together and Laminate
Place on Board BEFORE telling story



BG8 Clouds
DDD 9.6 Story
Place on Board BEFORE telling story

BG7 Mount of Olives
DDD 9.6 Story
Place on Board BEFORE telling story

SB20 Jesus and Disciples
on Mount of Olives
DDD 9.6 Story




SB6 Women Coming
with Spices
DDD 9.6 Story

BG9 Heaven Pt 1 of 2
DDD 9.6 Story
Glue Together and Laminate
Place on Board BEFORE telling story

SB25 Jesus Praying for God's People,
Carrying Out God's Plans
DDD 9.6 Story

SB18 Jesus Telling about
God's Plans for the Future
DDD 9.6 Story





BG9 Heaven Pt 1 of 2
DDD 9.6 Story
Glue Together and Laminate
Place on Board BEFORE telling story

SB23 Angels in Heaven
Celebrating Pt 1 of 2
DDD 9.6 Story

SB8 Angel
DDD 9.6 Story

SB3 Jesus' Followers
Burying Jesus' Body
DDD 9.6 Story

SB9 Scared Soldiers
DDD 9.6 Story



SB23 Angels in Heaven
Celebrating Pt 2 of 2
DDD 9.6 Story

SB7 Earthquake DDD 9.6 Story




SB17 Jesus Explaining
God's Plans from the Bible
DDD 9.6 Story



SB4 Jesus' Body DDD 9.6 Story

SB12 Jesus and Followers
on Road to Emmaus
DDD 9.6 Story

SB15 500 Followers Pt 2 of 2
with Jesus
DDD 9.6 Story

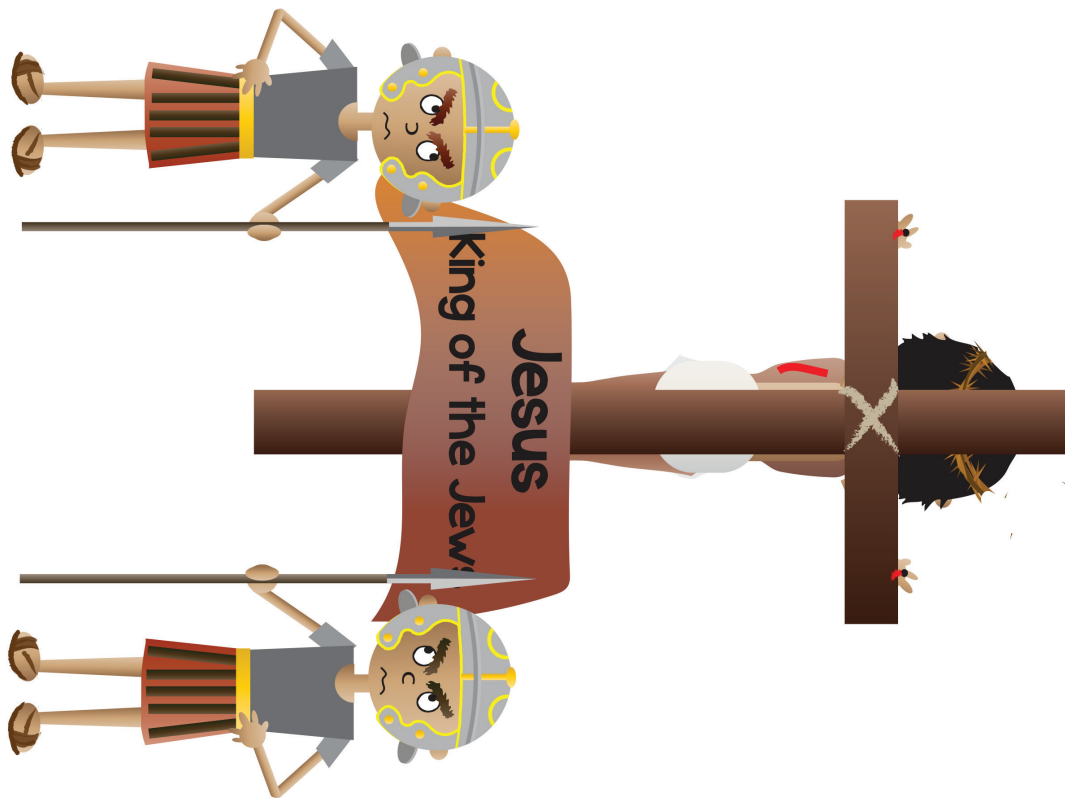


SB5 Soldiers Guarding
DDD 9.6 Story

SB22 Angels Tell about
Jesus Coming Back
DDD 9.6 Story


SB11 Women Seeing Jesus
DDD 9.6 Story

SB15 500 Followers Pt 1 of 2
with Jesus
DDD 9.6 Story



SB10 Soldiers Reporting
to Jesus' Enemies
DDD 9.6 Story

SB2 Jesus on Cross
with Soldiers
DDD 9.6 Story



Home with God forever!



SB21 Sending the Holy Spirit
DDD 9.6 Story

SB14 New People
Believing that Jesus
Is the Savior
DDD 9.6 Story

SB26 Life in the New Heaven
and Earth with Jesus
DDD 9.6 Story

DEEP DOWN DETECTIVES



Other Visual Aids

Big Question Box/Briefcase

What You Want

The Big Question Briefcase is a briefcase or other container with these characteristics:

- Ideally, this should be around 17" x 12", but needs to be at least big enough to fit a 8 ½" x 11" sheets of paper inside it.
- Have various pockets to put these sheets in
- Is attractive or curious looking to preschoolers
- Not necessary, but extremely fun, if it has a combination lock

Finding a Briefcase:

You can certainly buy one new, but you always may find a used one at a thrift shop. Or, someone may have one they want to donate. We use one that stores valuables in it and is the 17" x 12" size. Very durable and has the lock feature that the kids love.

You also can move away from the briefcase idea and use a little trunk or other box for your substitute briefcase. Just change the name to the Big Question Box, if you use a box instead. A boot box or the cardboard box that 10 reams of copy paper comes in is a great size, if you are using a box.

If you use a box, but want a lock-like feature, that's easy to do. Simply cut "straps" out of felt or vinyl and glue in place to the top and bottom sides of the box on one side, with the top strap overlapping the bottom straps. Add velcro to the top and bottom pieces so that they meet and fasten. Make back "hinges" for the box with the felt/vinyl straps, too. Or, you can simply add a belt around the box that has to be unfastened before the box can be opened.

Here are some suggestions for decorating a box or even the outside of your briefcase to make it appealing.

Supplies

Your box/briefcase

Plain white contact paper or white cardstock

Colorful wrapping paper

Glitter glue

Markers

Sequins, fake jewels, buttons, rick rack, etc.

Other decorating supplies

Stickers

Glue

Clear packing tape

Directions

1. If you are using a box that has wording on it, you will first need to make plain surfaces for decorating and a hinge for the lid. Stick the white contact paper or white cardstock to each side of the box. On the other hand, you can also use colorful wrapping paper. Then, make a lid by sticking the clear packing tape along one long side of the box, attaching the lid to the box.

2. Use the craft decorating supplies to decorate the box. If desired, you can put a big question mark on top of the box, but remember that you are working with two and three year olds: the question mark symbol is not very meaningful to them yet.

Making a Flannelgraph Storyboard

for use in story-telling and in playing the story review games

While you may decide to use sticky tac and stick your storyboard pictures to a white board, it is very easy to make a flannelgraph board. The advantage to the flannelgraph board is that the pictures stick very easily and there is no messing with the sticky-tac.

Supplies

Large Format Pictures Board: AT LEAST a 36" x 48" foamboard or corkboard (We actually use a far bigger canvas and attach it to the wall) A science project board with the two sides that fold out makes a good 36" x 48" board.

Small Format Pictures Board: AT LEAST a 24" x 36" (to 36" x 48)" board

Large piece of neutral-colored felt to cover your board with extra to overlap over to the back, if desired.

Glue gun and glue sticks

Directions

1. Center felt on front side of board. Turn over. Secure in place with glue.

Making Durable Storyboard Pictures

for use in story-telling and in playing the story review games

Whether you purchase the Deep Down Detectives storyboard pictures from Amazon or print them off the website (included in the Deep Down Detectives Visual Aids book), you will want to find some way to make them more durable. They are used not only as a part of telling the story, but are integral in the story review games. Here's how we make ours durable enough to be used over and over again. **See note below for other simpler options for using these pictures.**

Supplies

Deep Down Detectives Visual Aids book (purchased or downloaded)

White cardstock or printer paper (if downloading pictures)

Sticky-back velcro, circles or cut pieces; or sticky tac putty

Laminator or Self-laminating sheets

Sturdy Sheet Protectors, preferably the "Secure Top" kind, like offered by Avery

Flannelgraph pictures for the Bible stories found at www.praisefactory.org with each unit's resources.

Directions

1. Purchase from Amazon or download and print out the storyboard figures.
2. Cut out flannelgraph figures.
3. Laminate the figures.

Special tip: When laminating the big background pictures that are two (and sometimes even three or four) pieces put together, leave a small gap between the two pieces before laminating together. This small space acts like a hinge and allows you to fold up pictures without hurting them into a manilla envelope that fits 8.5" x 11" sheets of paper along with all of the smaller, regular-sized storyboard pictures.

4. If using a flannelgraph board: Stick a piece of sticky backed velcro (ROUGH SIDE) onto the back of each figure. If using sticky tack and whiteboard: simply stick a small amount of sticky tack on the back of a picture when using it. Remove and store sticky tack in airtight container.

Note: Instead of using all of the pictures as separate flannelgraph pieces, you can choose to use only a few (helpful to have 10 for the story review game); you can clump them onto posterboard and make them into picture scenes; or, you can simply use the Storyboard Picture Guide as a single picture. At praisefactory.org, go to DDD Bits and Pieces for a 22" x 28" poster size jpg of this picture guide if you want to create a large version.

The Deep Down Detectives “Bible” Folder

This is a homemade folder that looks (kinda) like the cover of a Bible. You will use this to put the Bible verse, the Bible Story and storyboard pictures to help make the point that the truths you are teaching them come from the Bible.

Supplies

1 piece of 22" x 28" posterboard (white is fine. Green or brown is nice)

Glue

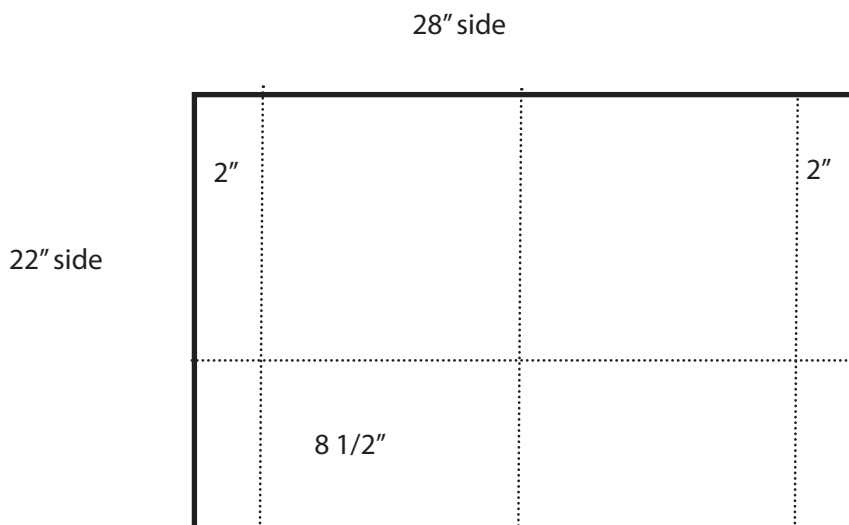
Stapler and staples or packing tape

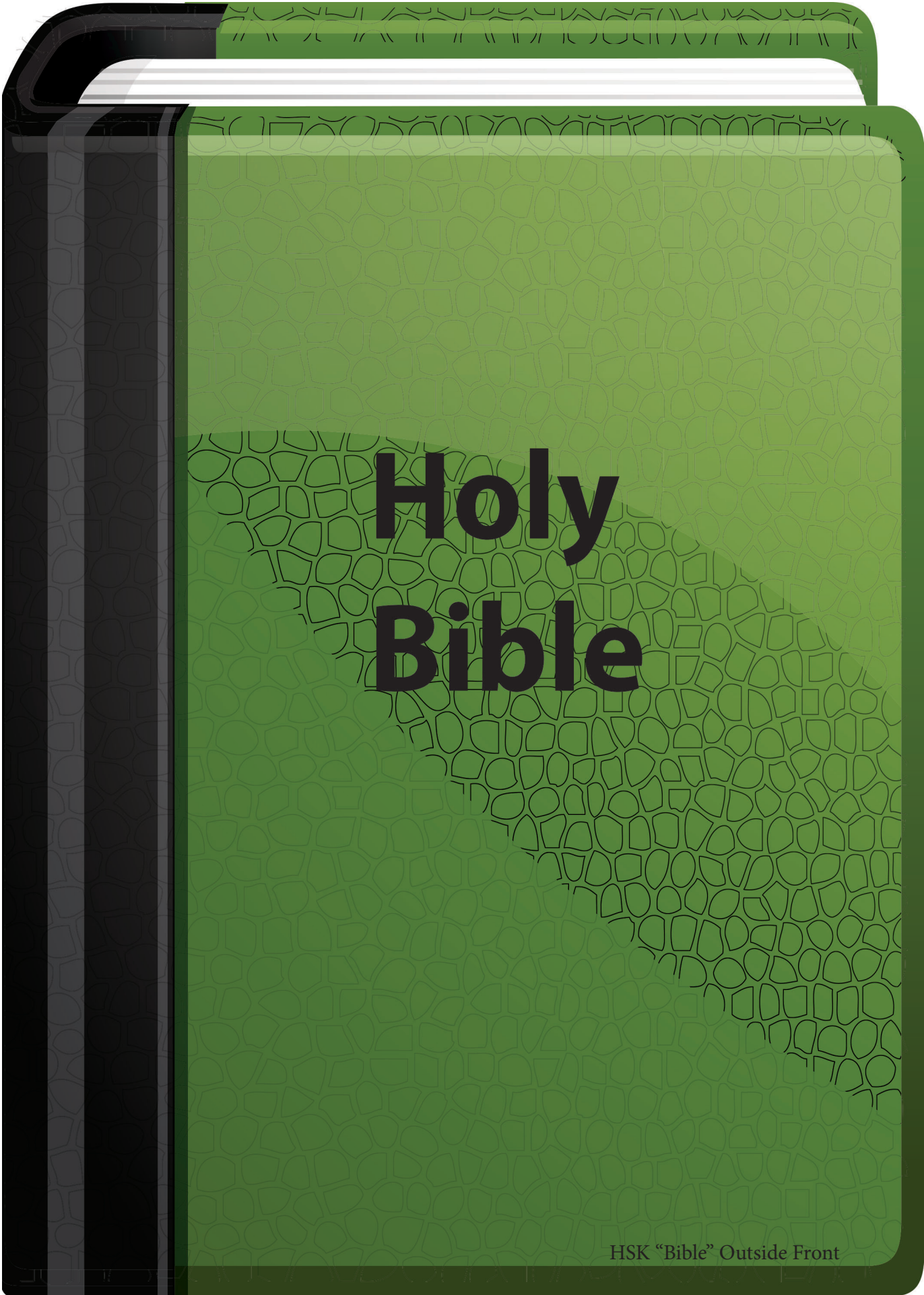
The Bible Cover pictures (see online with resources for this unit or from the back of each Deep Down Detectives Visual Aids book.)

NOTE: The Bible Cover pictures included in the Deep Down Detectives Visual Aids books cannot be created larger than 8.5" x 11". That means that they will be under-sized for a Bible Folder of the dimensions you are making. However, you can go online to the Deep Down Detectives curriculum and there is a pdf of a bigger version of these covers that will actually fit the size of this Deep Down Detectives “Bible” Folder.

Directions

1. Lay out poster board with long side along the bottom.
2. Fold in 2" on each side.
3. Take packing tape and tape the folded in 2" flaps to the main section of the posterboard, all the way down.
3. Fold up 8 1/2" on the bottom of the poster board.
4. Use packing tape to tape this flap in place, all the way down.
5. Take scissors and snip through the tape where the flap is attached to the folder. This will give you a bit more room in the folder.
6. Fold the poster board in the middle to make the center fold.
7. Cut out the Bible Cover Pictures. If possible, laminate these. They will last longer.
- 8.. Glue the two cover pieces to the outside of the folder.



The image shows the front cover of a Bible. The cover is a vibrant green color with a subtle, repeating pattern of irregular, rounded shapes, giving it a textured appearance. The text "Holy Bible" is printed in a large, bold, black serif font, centered on the cover. The spine of the Bible is visible on the left side, showing a dark, possibly black, material with a similar textured pattern. The edges of the Bible are rounded. The overall design is simple and elegant.

Holy Bible

DDD "Bible" Outside Front



