


DEEP DOWN DETECTIVES

**70 Bible Truths
for Inquisitive 4-7's**



**Unit 8 Core Curriculum, ESV
The God Who Loves**



Curriculum for preschool and elementary age children,
training tools, music and other resources
are available for download or to order at:
www.praisefactory.org

© 2017 Praise Factory Media

This and many other resources are available online at www.praisefactory.org

Scripture quotations marked (NIV) are taken from the Holy Bible,
New International Version®, NIV®, Copyright © 1973, 1978, 1984 by
Biblica, Inc.™ Used by permission of Zondervan. All rights reserved worldwide.www.zondervan.com

Scripture quotations marked (ESV) are from The Holy Bible, English
Standard Version® (ESV®), copyright © 2001 by Crossway,
a publishing ministry of Good News Publishers. Used by permission. All rights reserved.

Scripture quotations marked HCSB are taken from the
Holman Christian Standard Bible®, Copyright © 1999, 2000, 2002, 2003, 2009
by Holman Bible Publishers. Used by permission. Holman Christian Standard Bible®,
Holman CSB®, and HCSB® are federally registered trademarks of Holman Bible Publishers.

Psalm 100

the psalm behind the name



(v.1) Make a joyful noise to the LORD, all the earth!

(v.2) Serve the LORD with gladness!

Come into His presence with singing!

(v.3) Know that the LORD, He is God!

It is He who made us, and we are His;

We are His people, and the sheep of His pasture.

(v.4) Enter His gates with thanksgiving,

And His courts with praise!

Give thanks to Him; bless His name!

(v.5) For the LORD is good;

His steadfast love endures forever,

And His faithfulness to all generations.

May this curriculum help you to be manufacturers of noisy joy unto the LORD (v.1). To sing (v.2), to know (v.3), and to worship Him with thanksgiving and praise (v.4), that the witness of His great faithfulness might continue through all generations (v.5).

The LORD is amazing! He's not like anyone else!

Constance Dever
June 27, 2016

Table of Contents

| | |
|---|------------|
| Getting to Know the Deep Down Detectives Curriculum | 7 |
| Getting Started with Deep Down Detectives | 7 |
| Deep Down Detectives Overview Flyer | 9 |
| Session Prep | 11 |
| Learning More about Deep Down Detectives Curriculum, by Resource | 12 |
| Learning More about Deep Down Detectives Curriculum, by Activity | 14 |
| Customizing the Curriculum: Know Yourself to Know What You Need | 19 |
| Customizing the Curriculum: Build-Your-Own-Curriculum Sandwich | 20 |
| Common Customizations: by Age Groups | 21 |
| Common Customizations: Teaching Situations | 24 |
| Maiden Voyage: Testing Out the Curriculum | 25 |
| The Real Launch: Implementing the Curriculum in Your Situation | 26 |
| Protect Your Investment: Tips on Storing the Curriculum for Future Use | 27 |
| Master Supplies List for All Deep Down Detectives Games (this list also included in Appendix B) | 31 |
| VBS, Camps and Other Programs | 34 |
| The Praise Factory Bible Truths across the Three Curriculums | 39 |
| CORE CURRICULUM FOR Unit 8: The God Who Loves | |
| What Is God’s Love for His People Like? It’s More than They Could Ever Deserve! | |
| Bible Truth 1: God Gave His Son, Jesus, to Save Them | 43 |
| Session Prep | 44 |
| Unit Overview | 45 |
| Bible Truth Overview Sheet | 47 |
| Songs Track Numbers | 48 |
| Lesson Plan | 49 |
| Bible Story | 61 |
| Discussion Sheet | 65 |
| Bible Truth 2: God Always Takes Care of Them | 69 |
| Session Prep | 68 |
| Unit Overview | 69 |
| Bible Truth Overview Sheet | 71 |
| Songs Track Numbers | 72 |
| Lesson Plan | 73 |
| Bible Story | 87 |
| Discussion Sheet | 93 |
| Bible Truth 3: God Uses Their Sadnesses for Good | 95 |
| Session Prep | 96 |
| Unit Overview | 97 |
| Bible Truth Overview Sheet | 99 |
| Songs Track Numbers | 100 |
| Lesson Plan | 101 |
| Bible Story | 113 |
| Discussion Sheet | 121 |
| Bible Truth 4: God Will Never Stop Loving His People | 123 |
| Session Prep | 124 |
| Unit Overview | 125 |
| Bible Truth Overview Sheet | 127 |
| Songs Track Numbers | 128 |
| Lesson Plan | 129 |
| Bible Story | 141 |
| Discussion Sheet | 147 |

| | |
|--|------------|
| APPENDIX A: Songs | 149 |
| Index of Songs | 150 |
| Track Numbers | 152 |
| General Classroom Songs (Used every lesson, every unit) | 153 |
| Lyrics | 155 |
| Sheet Music | 159 |
| Unit 8 Songs (Used every lesson throughout the unit) | |
| Lyrics | 165 |
| Sheet Music | 172 |
| Bible Truth 1 Songs | |
| Lyrics | 181 |
| Sheet Music | 185 |
| Bible Truth 2 Songs | |
| Lyrics | 189 |
| Sheet Music | 192 |
| Bible Truth 3 Songs | |
| Lyrics | 196 |
| Sheet Music | 198 |
| Bible Truth 4 Songs | |
| Lyrics | 201 |
| Sheet Music | 203 |
| APPENDIX B: Games | 209 |
| Games Index | 210 |
| Master Supplies List for All Deep Down Detectives Games | 211 |
| Bible Verse Games | 215 |
| Music, Movement & Memory Activities | 228 |
| Bible Story Review Games | 241 |
| APPENDIX C: Crafts and Take Home Sheets | 255 |
| Bible Truth 1 Crafts | 257 |
| Bible Truth 2 Crafts | 277 |
| Bible Truth 3 Crafts | 297 |
| Bible Truth 4 Crafts | 319 |
| APPENDIX D: Free Time Activity Suggestions | 339 |
| APPENDIX E: Resources to Make or Buy | 345 |
| Making a Big Question Box/Briefcase | 346 |
| Making a Flannelgraph Storyboard | 347 |
| Making Durable Storyboard and Story Scene Pictures | 347 |
| Making the Deep Down Detectives Bible Folder | 348 |

Deep Down Detectives Curriculum Resources

There are five companion resources for each of the sixteen units of Deep Down Detectives. Use whichever resources are useful to your setting. Deep Down Detectives resources are available as free, digital downloads at praisefactory.org, or for purchase as hard copies through amazon.com.

Make sure to check out the “Bits and Pieces” section of the Deep Down Detectives curriculum online. It has all of the resources separated out making it easy for you simply to pick, choose and print out whatever you want.

Deep Down Detectives Core Curriculum Book, ESV/NIV for each unit

The Deep Down Detectives Core Curriculum book contains the curriculum introduction, the lesson plans, stories, music, activities and take home sheets for each of the units.

Deep Down Detectives Visual Aids with Simple Story Scenes, ESV/NIV for each unit

This resource provides large, colorful signs of the key concepts used in the unit, PLUS, easy-to-use, colorful scenes that you hold up in sequence as you tell the story. The story text for each scene is printed on the bottom of each scene.

Deep Down Detectives Simple Story Scenes, ESV/NIV for each volume

This resource includes only 2-page overview for Bible Truth, the story scenes, and take home sheets. This is a great, basic resource for use at home and in many classroom teaching situations.

Deep Down Detectives Small Format Visual Aids, ESV/NIV (Small Format Storyboard Pictures) for each volume

This resource provides large, colorful signs of the key concepts used in the unit, PLUS, colorful storyboard (flannelgraph) pictures to cut out and use as you tell each story. These storyboard pictures are for use with storyboards at least 24" x 36" in size.

Deep Down Detectives Large Format Visual Aids, ESV/NIV (Large Format Storyboard Pictures) for each volume

This resource provides large, colorful signs of the key concepts used in the unit. It also provides colorful storyboard (flannelgraph) pictures to cut out and use as you tell each story. These storyboard pictures are for use with storyboards 36" x 48" in size.

All of these materials may be photocopied for non-commercial church, classroom or school use by licensed users.

Other Resources in the Praise Factory Family of Curriculum

Deep Down Detectives is the second in a family of three, inter-related curriculums:

- Hide 'n' Seek Kids (focus group: ages 2-4; adaptable range: ages 2-pre-K 5's)
- Deep Down Detectives (focus group: ages 4--6's; adaptable range: ages 3-2nd grade)
- PFI: (focus group: grades K-5th grade; adaptable range: pre-K 5's-6th grade)

Each curriculum teaches the same biblical themes, but are presented in greater depth as the children grow and develop. Together, the curriculums work like an expanding spiral of truth that returns to reinforce the same truths with each curriculum, yet leading the children to deeper understanding with each step up.

Learn more about these curriculums as well as other resources and ideas for reaching children with the gospel at: www.praisefactory.org.

The resources for each Deep Down Detectives session—as described in the lesson plan—are designed for a 60 to 90 minutes session. However, they can be easily tailored to fit a shorter or longer session.

- Both downloads and hard copies available.

*Note: *If desired, you can start out each of the 16 units of Deep Down Detectives with one session (or more) from Hide ‘n’ Seek Kids curriculum. This creates a nice introduction to the over-arching theme for each unit. It would also add 16 or more sessions to the curriculum.*

| DEEP DOWN DETECTIVES SCOPE AND SEQUENCE | | | |
|---|---|--|--|
| UNIT | BIBLE TRUTHS TAUGHT | UNIT | BIBLE TRUTHS TAUGHT |
| Unit 1: The God Who Reveals Himself Q: How Can I Know What God Is Like? A: He Shows Me What He's Like! | 1. By the Heart He Gave Me to Know and Love Him 2. In Everything I See All Around Me 3. In the Bible, the Perfect Word of God 4. Through His Very Own Son, Jesus Christ | Unit 9: Jesus Christ, Immanuel, God with Us Q: What Did Jesus Come to Do? A: Jesus Came to Bring Us to God! | 1. He Left His Home in Heaven to Save Us 2. He Never, Ever Disobeyed God 3. He Taught about God and Did Amazing Things 4. He Died on the Cross for His People's Sins 5. He Rose from the Dead 6. He Went Up to Rule in Heaven |
| Unit 2: God's Wonderful Word, the Bible Q: What's So Special about the Bible? A: It Alone Is God's Word! | 1. God Made Sure It Was Written Down Just Right 2. It Tells Us about God and His Plans 3. God Uses It to Save His People 4. God Uses It to Change His People | Unit 10: The Holy Spirit: The Indwelling God Q: What Does the Holy Spirit Do in God's People? A: He Changes Their Hearts! | 1. The Holy Spirit Lives in God's People 2. The Holy Spirit Gives God's People Courage 3. The Holy Spirit Gives God's People Wisdom 4. The Holy Spirit Builds God's Church |
| Unit 3: The Good News of God, the Gospel Q: What Is the Gospel? A: Salvation through Faith in Jesus Christ! | 1. God Made Us and We Should Obey Him 2. We Have All Disobeyed God and Deserve His Punishment 3. God Sent Jesus to Pay for God's People's Sins 4. God Saves All Who Repent of Their Sins and Trust in Jesus | Unit 11: The God Who Saves Q: How Can We Be Saved? A: It Is God's Free Gift! | 1. When We Trust in Jesus as Our Own Savior 2. When We Tell God Our Sins and Turn Away from Them 3. When the Holy Spirit Works in Our Hearts |
| Unit 4: The God Like None Other Q: Can Anybody Tell Me What the LORD Is Like? A: He's Not Like Anyone Else! | 1. He Is a Glorious Spirit 2. He Is the One, True God 3. He Is God the Father, Son and Holy Spirit: One God, but Three Persons 4. He Is Everywhere, All the Time 5. He Knows Everything There Is to Know 6. He Is Perfectly Holy, Purely Good 7. He Can Do Anything He Wants to Do 8. He Is Always Faithful, Through and Through | Unit 12: God's People Live for Him Q: How Should God's People Live? A: They Should Live Like Jesus! | 1. By Asking God for His Help 2. By Loving Him Most of All 3. By Loving Other People as God Has Loved Them 4. By Trusting God and Being Happy with What He Wants 5. By Learning God's Word and Obeying It 6. By Saying "No" to Disobeying God 7. By Telling the Good News of Jesus 8. By Making Much of God |
| Unit 5: God, the Good Creator Q: Can You Tell Me What God Made? A: God Made All Things Good! | 1. He Made Everything Good in Heaven and Earth 2. He Made People in a Special Way | Unit 13: The Sustaining God Q: Why Do God's People Keep Believing in Him? A: It Is God's Sustaining Grace! | 1. God Alone Sustains His People 2. God the Father Promises to Help His People 3. Jesus Provides God's People with Everything They Need to Live for Him 4. The Holy Spirit Works in His People 5. The Word of God Grows God's People 6. God Uses His People to Strengthen and Comfort Each Other |
| Unit 6: God, the Just and Merciful Q: How Did Bad Things Come into God's Good World? A: Bad Things Came Through Sin! | 1. When Adam and Eve Chose to Disobey God 2. When It Spread to the Whole World | Unit 14: The God Who Delights in Our Prayers Q: How Does God Want Us to Pray? A: Every Night and Day! | 1. He Wants Us to Praise Him 2. He Wants Us to Confess Our Sins to Him 3. He Wants Us to Thank Him 4. He Wants Us to Ask Him to Do Great Things |
| Unit 11: The God Who Saves Q: How Can We Be Saved? A: It Is God's Free Gift! | 1. When We Tell God Our Sins and Turn Away from Them 2. When We Trust in Jesus As Our Own Savior 3. When the Holy Spirit Works in Our Hearts | Unit 15: God's People Gather Together Q: Why Do God's People Go to Church? A: To Worship God and Love One Another! | 1. By Praising God for Jesus' Win over Death 2. By Learning from God's Word, the Bible 3. By Caring for Each Other's Needs 4. By Telling What God Has Done and Praying 5. By Baptizing People Who Trust in and Live for Jesus 6. By Remembering Jesus Died to Save Them |
| Unit 8: The God Who Loves Q: What Is God's Love for His People Like? A: It's More than They Could Ever Deserve! | 1. He Gave His Son, Jesus to Save Them 2. He Always Takes Care of Them 3. He Uses Their Sadnesses for Good 4. He Will Never Stop Loving His People | Unit 16: Jesus, the Returning King Q: What Will Happen When Jesus Comes Back? A: God Will Make Everything New! | 1. Jesus Will Judge All People Fairly 2. God's People Will Live Happily with God Forever |

Session Prep (especially good for newbies!)

Pray!



Pray for the Holy Spirit to be at work in your and the children's hearts.

Review



If new to the curriculum, look at the **Getting Started with Deep Down Detectives section of the Core Curriculum book**. (p.5) It will be especially helpful to read through the Deep Down Detectives section of **The Praise Factory Tour: Extended Version Book**. This is a visual way to understand what goes on in the classroom. (A pdf of the book is found in the samples section on the website.)

Look through and Learn the Lesson



Read over **lesson plan**. Practice any **songs or action rhymes** you are using. Choose/make up motions to go with these. Choose less with younger children and more with older preschoolers. **Practice the lesson with the visual aids** and using the Big Question Box/Briefcase.

Read and Rehearse the Bible Story with Pictures



Read the Bible story from the Bible. Read the curriculum version. Practice telling it with the storyboard pictures. (If you have not previously laminated the story pictures, do that now.) Or, rehearse it from the Simple Story Scenes, if you are using those.

Let There Be Music



Download the music and listen to the songs. Choose which of the songs you will use with the children. If using live musicians, make sure they have the sheet music (Appendix A, Core Curriculum book).

Put the Props in Place



1. Prepare your Visual Aids. Put the Big Question, Unit Bible Truths, Bible Truth, Bible Verse, and Listening Assignment signs, as well as the Bible Story script in one side of the Bible folder.
2. Get out your storyboard. If using Simple Story Scenes, put these in your Bible Folder. Or, if using the individual storyboard figures, put all background pictures in place (they have a BG by the number). Put the rest of the storyboard pictures (these have a SB by the number) in order of use in the other side of the Bible folder.
3. Put the DDD Bible Folder as well as the Big Question sign in the Big Question Box/Briefcase and shut it. If your box/briefcase has locks and you want to use the unlocking the box as part of your session, lock it now....but make sure you have the key or know the code first.
4. Prepare the music CD or sheet music or mp3 device for use in your session.

Set Out Free Play Activities



Choose and set up free time activities you will use with the children. Choose a variety of different activities that will be enjoyed by different types of children. Rotate the activities you provide to keep them interesting and fresh to your children. (Suggestions in Appendix D, Core Curriculum books.)

Prepare Any Activities



Choose which (if any) of the Bible Truth games and crafts activities you want to use in the session. Bear in mind your time frame as well as the developmental abilities and attention span of your children as you decide which/how many to prepare. **Look over the Discussion Sheet** and choose a few questions you might use to spark discussion with the children as they do their activities (especially good for ages 3's+). Pray for God to give you opportunities to talk about these things with the children.

Let Them Take It with Them



Make copies of the craft/take home sheets, if you are not already using them as one of your activities. You may also want to make copies of the story (see take-home version of each story included in Appendix C with the other take home resources) to have for parents to use with their children at home. There's a link on each craft/take home sheet to the story, if you don't make hard copies.






Store It



After your session is over, collect the resources and store them for future use. This curriculum can be used over and over for years to come.

Learning More about Deep Down Detectives Curriculum, by Resource

The extra-depth information starts here! This section will describe important features of the Deep Down Detectives curriculum. Look at each resource in the Deep Down Detectives Core Curriculum and Visual Aid books as you read below. **This first section takes a look at the major resources used in presenting the curriculum.**

| | |
|--|---|
| <p>Scripted Lesson Plan</p>  <p><i>Found in the Core Curriculum books</i></p> | <p>There are three lessons of curriculum provided for each Bible Truth. Since much of the text is the same for all three lessons, only one lesson plan is needed. The different activities for each lesson are noted where they occur. The lesson plans are fully-scripted. This helps even the most inexperienced teacher to know what to say and do. They train your teachers in what to say and do, every step of the way. Notice the green squares with numbers found in the left side bar of the lesson plan. These are references to the visual aids the teacher can use with the children as she teaches.</p> |
| <p>Visual Aids</p>  <p><i>Resources found in the Deep Down Detectives Visual Aids books</i></p> | <p>Visual aids are very important in the Deep Down Detectives curriculum. They help the children learn, and keep them focused and interested. Visual aids also help even the newest teacher teach with greater ease. All of the visual aids are used with the Big Question Box/Briefcase and are revealed as the lesson progresses. They include the Big Question and Answer sign, the Unit Bible Truths sign, the Bible Truth sign, the Bible Verse sign, the Listening Assignments (used as the children listen to the Bible story), and the storyboard pictures used with the Bible story.</p> |
| <p>Big Question Box/Briefcase</p>  <p><i>Directions for making this are found in the back of the Deep Down Detectives Core Curriculum books</i></p> | <p>The Big Question Box/Briefcase is a simple box with a lid that you buy or make; or, you can use a briefcase with a combination lock (kids love this!). Inside the Big Question Box/Briefcase are the props for key teaching concepts (Big Question and Answer; Unit Bible Truths, the Bible Truth concept, the Bible verse and Bible story. While not absolutely necessary, the Big Question Box adds a lot of interest to the lesson.</p> |
| <p>Deep Down Detectives "Bible" Folder</p>  <p><i>Directions for making this are found in the back of the Deep Down Detectives Core Curriculum and Visual Aids books</i></p> | <p>The Deep Down Detectives "Bible" Folder is a large, homemade folder made from a 22" x 28" piece of poster board. Images for the front and back of this mock Bible can be glued in place. 8.5" x 11" front and back cover images are included in the Deep Down Detectives Visual Aids in the back. Larger versions of the front and back covers are found online for download with the resources for each unit.</p> <p>Inside this over-sized folder, the teacher places the Bible Verse, the Listening Assignment for the Bible story, the text to the Bible story and the storyboard pictures. The point of this Bible folder is for children to begin to grasp that the truths they are learning come from the Bible.</p> |
| <p>Simple Story Scenes, Storyboard & Storyboard Pictures</p>  <p><i>Directions for making these are found in the back of the Deep Down Detectives</i></p> | <p>Beautiful storyboard pictures have been created for you to put up on a feltboard to bring the story alive. (These figures are also used in the Bible Story Review Game.) The storyboard pictures are found in the Deep Down Detectives Visual Aids Book for each unit. See Core Curriculum Appendix E for preparation instructions.</p> <p>Simple Story Scenes are the easiest way to use the pictures. Each story is simply told with book-like illustrations and story text along the bottom.</p> <p>If you want a more traditional flannelgraph approach, choose the Storyboard Pictures. These are individual figures that let you build your own scene and allow kids to help put up the pictures. Fun, but they are more work. There are two, different sizes of storyboard pictures you can choose from. Small Format for the smaller class or home setting. Large Format, for a larger class.</p> |

Learning More about Deep Down Detectives Curriculum, by Resource

Two, Colorful Ways to Present the Story: Story Scenes OR Storyboard (Flannelgraph) Pictures



Directions for making these are found in the back of the Deep Down Detectives Core Curriculum and in the Visual Aids books

Beautiful **pictures** have been created to help you bring the story alive.

The Deep Down Detectives Visual Aids and Story Scenes Book for each unit is the easiest way to access these pictures. Ten, colorful, 11" x 17" scenes with text on back can be held up as you tell the story. Each comes as two, 8.5" x 11" sheets which are taped together to create each 11" x 17" scene. Quick to prepare. Easy to use.

Or, you can use the **Storyboard Pictures**, which are individual, flannelgraph pieces that you put up on a felt storyboard as you tell the story. There are **two, different sizes of storyboard pictures** you can choose from. **The pictures in the Deep Down Detectives Small Format Visual Aids books fit on 24" x 36" to 36" x 48" storyboards.** Plenty for a smaller class or home setting. Or, for **larger classroom settings**, choose **The pictures in the Deep Down Detectives Visual Aids (Large Format Storyboard pictures) books work best on a storyboard that is AT LEAST 36" x 48"**.

Those with less prep time or with less experience teaching may feel more at ease with the Storybook Scenes. The storyboard pictures do take time to cut out and laminate. You do need to take time to learn to tell the story with them. But, the children love watching the story unfold as you put up the storyboard pictures. And, they can take an active role in helping put them up, which is of great, educational benefit. We (CHBC) actually use both. We love to tell the story with the Story Scenes; then, we have the children review the story by reconstructing it with the Storyboard Pictures. They are like a big puzzle that kids love to put together. Either or both are all great options.

Deep Down Detectives Music



Songs for each unit found in the back of the Core Curriculum book

Lyrics and sheet music for the songs used with each unit are actually included within the Deep Down Detectives Core Curriculum books in Appendix A.

Deep Down Detectives Audio mp3's



Resources found online only with the resources for each unit

The audio music for each unit is **included in a zip file** found on the Praise Factory website with the resources for each Deep Down Detectives unit.

Download the zip file from the website to a desired location on your computer. Open the zip file by choosing the "extract" option (often shows up when you right click your mouse over the file.) Once they are extracted, you can access them.

You also can play the songs right off of the website from the Deep Down Detectives "Just Music" section.

Or, you can download the QR code sheet of songs used with each Bible Truth.

Learning More about Deep Down Detectives Curriculum, by Activity

This section describes the activities offered in the Deep Down Detectives curriculum, in order of use. Look at them in the Deep Down Detectives Core Curriculum and Visual Aids books as you read below.

| | |
|---|---|
| <p>Intake Activities</p>  | <p>These are activities that help the children settle in their class and get ready for learning. They are open-ended so that any child can join in as they are checked into class. Younger children typically do a free time activity.</p> <p>Older children typically play a Bible Verse Memory Game or take part in the Sing-along Music Time. Adding the Music, Movement & Memory Activity to the singing can be especially enjoyable for these children.</p> <p>Both the Bible Verse Memory Game and the Music, Movement & Memory Activity are some of the games included in the Response Activities section of the lesson plan. There are three sets of these games suggested, enough for a new set of game for each of the three lessons included with each Bible Truth. Game directions are found in Appendix B of each Deep Down Detectives Core Curriculum book.</p> |
| <p>The Classroom Song</p>  | <p>Transitions between activities can be difficult, particularly for preschoolers. The Classroom Song is a simple song with four verses used at transition times to make transitions easy and fun.</p> <p>Verse 1: The Gathering Verse invites the children to gather together to worship God. Verse 2: The Go and Play Verse dismisses the children to play time. Verse 3: Time to Go & Tell Verse transitions the children to Closing Circle Time,. It is used not only to help them remember what they have learned in class , but also to go and tell others what they've learned Verse 4: What's Our Big News Verse asks the children to think about what they will go and tell others as they are dismissed.</p> <p>The lyrics to the Classroom Song are included in the lesson plan. Large format lyrics and sheet music are included in Appendix A of each Deep Down Detectives Core Curriculum book. An audio version of each verse is included in the unit music.</p> |
| <p>The Deep Down Detectives Theme Song</p>  | <p>Circle Time opens with the curriculum theme song. It reminds the children what their learning time is about. The lyrics to the Classroom Song are included in the lesson plan. Large format lyrics and sheet music are included in Appendix A of each Deep Down Detectives Core Curriculum book. The song audio included with the rest of the unit songs.</p> |
| <p>The Classroom Rules Song</p>  | <p>A major challenge and important goal with preschoolers is teaching them how to act in a more formal, group teaching setting. Remember this and do not let yourself become frustrated. Your work with the children now will make way for easier teaching as they get older. Reviewing simple and clear classroom rules, then praying for God's help with the children is a great way to start every session During the rest of the session, you may want to refer back to the rules, praising the children when they are keeping them well or reminding them of the rules when addressing problems.</p> <p>The Classroom Rules Song provides a simple, fun to sing/say chant of class rules. It helps remind children of the behavior expected of them in class.</p> <p>The lyrics to the Classroom Rules Song are included in the lesson plan. Large format lyrics and sheet music are included in Appendix A of each Deep Down Detectives Core Curriculum book. The audio for this song is included in the unit music.</p> |

Prayers



Two prayers are used in each session: an **Opening Prayer** and an **Unit ACTS** prayer.

The Opening Prayer stays the same for every session of Deep Down Detectives. It is a prayer asking for God's help to keep the class rules and to learn about Him.

The Opening Prayer can be introduced with the **"Let's Pray!" Song/rhyme**.

The ACTS Prayer changes with each Bible Truth. It is called an ACTS prayer because it incorporates four elements of prayer: Adoration (praising God for who He is); Confession (asking forgiveness for our sins); Thanksgiving (thanking God for what He's done, especially through Jesus); and, Supplication (asking God to do great things). It centers around the Bible Truth the children are learning. The ACTS prayer for each Bible Truth can be introduced by the **ACTS Prayer Song**, which helps familiarize the children with the four elements of prayer represented by A, C, T, and S.

The lyrics to "Let's Pray" and the "ACTS Prayer Song" **are included in the lesson plan. Large format lyrics and sheet music are included in Appendix A of each Deep Down Detectives Core Curriculum book. The audio for these songs is in the unit music.**

The Big Question & Answer



The Big Question Box Song



The Big Question and Answer is introduced by the use of a 8 1/2" x 11" two-sided **Big Question and Answer sign**. This sign is hidden in **The Big Question Box/Briefcase**, a simple box with a lid you can buy or make; or, a briefcase. (Suggestions for making or buying one included in the Core Curriculum books in Appendix E).

The children sing/say the **Big Question Box/Briefcase Song**, then the teacher or a designated child opens the box/briefcase and gives it to the teacher to hold up and read to the children. The teacher and children then sing the **Big Q & A Song**: the Big Question and Answer set to the tune of a familiar nursery rhyme.

The words to the Big Question Box Song **are included in the lesson plan. Large format lyrics and sheet music are included in Appendix A of each Deep Down Detectives Core Curriculum book. The audio for this song is included the unit music.**

Big Question Action Rhyme and Song



The meaning of the Big Question and Answer is explained by use of an action rhyme. The action rhyme includes actions that you can do as you say it. Use as few or as many of the actions as you deem appropriate for your children.

Or, you can sing the **Big Question Song**, which incorporates the same concepts into a song.

The lyrics to the Big Question Song **are included in the lesson plan. Large format lyrics and sheet music are included in Appendix A of each Deep Down Detectives Core Curriculum book. The audio for this song is in the unit music.**

Unit Bible Truths



Having learned the Big Question and Answer for the unit, now it's time to introduce the Bible Truths about this Big Question that the children will be learning. The teacher holds up the **Unit Bible Truths sign** that show all the Bible Truths in the unit. (There are anywhere from two to eight truths in a unit). He tells the class that these are the truths they will be learning about the Big Question, one by one. This helps the children to group the truths together and review what they are as they progress through the unit.

The Bible Truth Clue Sign



Having shown the children all the Bible Truths, the teacher is now ready to focus in on the one of the Bible Truths. The teacher/designated child will take the **Bible Truth Clue sign out of the Big Question Box/Briefcase** and show it to the class. At first, he only shows them the words on the top of the sign (use one hand to cover up the answer along the sign's bottom). He reads the words along the top, emphasizing the word that is missing. The class listens to the clue hint and works together to come up with the missing word. The teacher reveals the answer, then reads the meaning of the Bible Truth off of the back of the sign (or from the lesson plan.) There are three lessons for each Bible Truth, allowing the children to learn and master the concept before moving onto the next one.

The Bible Chant



The kids prepare to hear teaching from the Bible by singing/saying **the Bible Chant Song**. This is a simple jingle that reminds the kids that the Bible is very special because it alone is God's Word.

The lyrics to the Bible Chant **are included in the lesson plan. Large format lyrics and sheet music are included in Appendix A of each Deep Down Detectives Core Curriculum book. The audio for this song is in the unit music.**

The Deep Down Detectives "Bible" Folder



After singing the Bible Chant song, the teacher/designated child pulls out the **Deep Down Detectives "Bible" Folder** from the **Big Question Box/Briefcase**. As explained previously, the point of this Bible folder is for children to begin to grasp that the truths they are learning come from the Bible. The Deep Down Detectives "Bible" Folder is a large, homemade folder made from a 22" x 28" piece of poster board. Images for the front and back of this mock Bible can be glued in place. Inside this over-sized folder, the teacher places **the Bible Verse, the Listening Assignment for the Bible story, the text to the Bible story and the storyboard pictures.**

The Bible Verse and Song



The first thing that the teachers pulls out of the "Bible" folder in the Bible verse.

Only one Bible verse is taught with each Bible truth. This gives the children three lessons to really learn the verse and its meaning--not just hear it and forget it. The Bible verse is reinforced even more through **the Bible Verse Song**. This song is used as part of the regular teaching time in Circle Time, as well as in the **Music, Movement and Memory activities**, described next. These activities provide even more opportunities for learning the verse.

The lyrics to the Bible Verse Song **are included in the lesson plan. Large format lyrics and sheet music are included in Appendix A of each Deep Down Detectives Core Curriculum book. The audio for this song is in the unit music.**

The Bible Story and Resources



Only one Bible story is used in each Bible truth. Instead of tiring of hearing the same story for three lessons, the children are delighted to have a chance to master it.

Optional actions/questions are woven into the story text. Beautiful **storyboard pictures** have been created for you to put up on a feltboard to bring the story alive. (These figures are also used in the **Bible Story Review Game**.) The storyboard pictures are found in the **Deep Down Detectives Visual Aids books. Or, use Simple Story Scenes.**

Directions for making a homemade storyboard board and for making durable storyboard pictures are found in the Core Curriculum books.

While the same Bible story is used for all three lessons, there is a different "listening assignment" for each lesson. These are called **"Detective Dan's Listening Assignments."** (These listening assignments will probably be **too much for two year olds; can be useful in developing a three year olds listening skills; and, and are great for children older than this.**

Finish your story time by answering the listening assignment; sharing the gospel, and praying the ACTS (Adoration, Confession, Thanksgiving, Supplication) prayer; and, two response songs.

Story Response Songs



There is a hymn and a praise song that you may choose to close Opening Circle Time with. Each unit features a different pair of response songs, related to the unit Big Question and Answer. This gives the children many lessons to learn these songs. A short unit tie-in description is included with each song.

The words to these two songs **are included in the lesson plan. Large format lyrics and sheet music are included in Appendix A of each Deep Down Detectives Core Curriculum book. The audio for this song is in the unit music.**

Response Activities: Games and Crafts



After Opening Circle Time, the children can either enjoy free play (**see Core Curriculum Appendix D for suggestions**) or one of the many game or craft activities. The games and crafts are all created to help reinforce the truths the children have just learned in Circle Time. These are all created to help reinforce the truths the children have just learned in Circle Time.

There are **three, different games suggested for each lesson:** the Bible Verse Game, the Bible Story Game, and the Music, Movement & Memory Activity. And, there is a **simple coloring craft/take home sheet for each of the three lessons, as well as three extra crafts that can be used at any time.**

Because there are so many response activities, some teachers like to incorporate some of them as Intake Activities at the beginning of a session.

Let's look at each of these activities, starting on the next page.

**Response
Activities:
Games**



When Opening Circle Time ends, the children can either enjoy free play or one of the many game or craft activities. **The games are referenced in the lesson plans, but are listed in Appendix B at the back of each Deep Down Detectives Curriculum book. The crafts are referenced in the lesson plan, but instructions and any pages to be photocopied are found in Appendix C at the back of each Deep Down Detectives Curriculum book.**

Let's look at the games, then the crafts.

**The Bible Verse
Game**



The Bible Verse Game helps the children learn the Bible verse and think about what it means. **The Bible verse games are referenced in the curriculum, but listed in Appendix B in each Deep Down Detectives Core Curriculum book.**

**The Bible Story
Review Game**



The **Bible Story Review Game** helps the children think about what they learned in the story. It uses the **Storyboard Pictures** from the Bible story. **The Bible Story games are referenced in the curriculum, but listed in Appendix B in each Deep Down Detectives Core Curriculum book.**

**Music,
Movement &
Memory
Activity**



The Music, Movement & Memory Activities have the children do certain movement or use **simple homemade (or store bought) musical instruments**, as they sing songs or say the Bible verse. A **simple hymn** and **praise song** as well as the **Bible Verse Songs** and **Big Question Song** are suggested for use. A short blurb describing how each song ties in with the Bible Truth concept is given. **The Music, Movement & Memory Activities are referenced in the curriculum, but listed in Appendix B in each Deep Down Detectives Core Curriculum book.**

The lyrics and sheet music to these songs are included in the Core Curriculum books. The audio for these songs is found with each unit's music.

All three of these activities are part of a **collection of games that can be assembled ahead of time, then stored** for use throughout the curriculum on a rotation basis. This makes it easy to keep each lesson active and fun, but with less prep work. **A complete list of supplies need to make the games is included in later in this chapter and in Appendix B of each Core Curriculum book.**

**Response
Activities:
Crafts**

**Coloring Pages/
Take Home
Sheets**








There are both coloring pages/take home sheets as well as a few extra crafts available with each Bible Truth. **The crafts are referenced in the lesson plan, but instructions and any pages to be photocopied are found in Appendix C at the back of each Deep Down Detectives Core Curriculum book.**

A coloring page is provided for each of a Bible Truth's three lessons. On the back of each page are the key concepts, a few questions; an ACTS prayer; and, a song/s for parents to use with their children that act as a take home sheet. There is a different emphasis for each lesson's coloring sheet that corresponds with the listening assignment for the lesson:

- Lesson 1 Coloring Sheet Emphasis: The Bible Truth
- Lesson 2 Coloring Sheet Emphasis: The Bible Verse
- Lesson 3 Coloring Sheet Emphasis: The ACTS Prayer

While these are simple, coloring sheets, they can be easily turned into something more. Upgrade your coloring sheet to a more interesting craft by offering simple embellishments, such as jiggly eyes, craft sand, glitter, glitter glue, colored paper dots (made with a hole punch), fabric scraps, etc. Make cut-to-size glued-on clothes, hair, etc. for characters by using a copy of the coloring sheet, cutting out the selected portions and making them the patterns for whatever you want to cut out of fabric, paper, foil, etc.

| | |
|---|---|
| <p>Response Activities: Crafts</p> <p>Extra Crafts</p>  | <p>With each Bible Truth, there are three extra crafts included for use at any time.</p> <p>These are a Go-and-Tell Craft; a Bible Story Coloring Picture and a Bible Story Puzzle (which is the Storyboard Picture Placement page from the story, which you can cut out into the appropriate number of puzzle pieces for your children, then re-assembled by them).</p> <p>Like the other crafts in the curriculum, these extra crafts are referenced in the lesson plan, but instructions and any pages to be photocopied are found in Appendix C at the back of each Deep Down Detectives Core Curriculum book.</p> |
| <p>Response Activities: Discussion Sheet</p>  | <p>The discussion sheet contains questions about the key concepts used in the Bible Truth. These can be used to spark good conversation as the children are coloring. They can also be used as part of the games and other activities to add even more depth.</p> <p>They are most appropriate for use with children ages 3 and up.</p> |
| <p>Take Home Resources</p> <p>Coloring Pages/ Take Home Sheets</p>  <p>Take Home Version of the Bible Story</p>  | <p>There is a different coloring page/take home sheet for each of the three lessons provided for every Bible Truth. Each take home sheet has a slightly different emphasis, but they all include the key concepts and a few questions. They also tell parents where they can find the full script to Bible story and other resources on the Praise Factory website (in the Parents' Resource section for the curriculum), if they want to use them at home with their children.</p> <p>The front side is the coloring page and the back side is the take home sheet. The coloring pages/take home sheets are referenced in the lesson plan, but the pages to be photocopied are found in Appendix C at the back of each Deep Down Detectives Core Curriculum book.</p> <p>There is also a take home version of the story that you can give out along with the take home sheets. This is also available online in the Deep Down Detectives parents' resources section.</p> <p>This version of the Bible story is referenced in the lesson plan, but is included in Appendix C at the back of each Deep Down Detectives Core Curriculum book. It is also available online in the Deep Down Detectives Parent Resource section, as parents are reminded on each take home sheet along the bottom.</p> |
| <p>Music Resources</p> <p>Lyrics and Sheet Music</p>  <p>audio mp3's of the songs</p> | <p>Lyrics and sheet music for the songs used with each Bible Truth are included within the Deep Down Detectives Core Curriculum books.</p> <p>Each lesson plan includes the lyrics to the core songs used with each Bible Truth. Large format lyrics and sheet music for the songs is included in Appendix A of each Core Curriculum book.</p> <p>Frequently, the lesson plan references extra songs. The lyrics and sheet music to these extra songs are only found in Appendix A with the other unit songs.</p> <p>The songs can be downloaded from the praisefactory.org website. There are 16 zip files of mp3s of songs, one for each of the 16 Deep Down Detectives units. Or, you can download the QR code sheets of links to the songs.</p> |

Customizing the Curriculum: Know Yourself to Know What You Need

A good, curriculum custom-fit starts with thinking carefully about those involved. Here are six, key factors to consider. (The Children's Ministry Questionnaire will guide you through these issues in much greater depth.)



Your Children's Abilities

- + readers/pre-readers?
- + age groupings in the same class
- + attention span
- + exposure to the gospel?
- + etc.




Your Teachers' Agility

- + teaching experience
- + experience with children
- + classroom experience
- + their own spiritual maturity
- + etc.



Your Time Capacity

- + Thirty minutes or one hour?
- + Once a week/five days a week?
- + A camp session/a V.B.S
- + School year/a full year?
- + etc.




Your Teaching Locality

- + Home, church or school?
- + Urban, suburban or rural?
- + Storage space available?
- + Classroom size?
- + etc.



Your Ministry Priorities









- + Who gives you spiritual oversight?
- + What do they want you to teach?
- + Are they willing to look over the curriculum/help find and screen teachers?
- + etc.



Your Practicalities

- + What is your budget?
- + Who will prepare the curriculum?
- + How much time do they have?
- + Is there anyone willing/able to oversee the start up and implementation of a new curriculum?

Customizing the Curriculum: Build-Your-Own-Curriculum Sandwich

| | | |
|---|--|---|
|  | <p>You've thought about who you are, what you need, what you can do, and what you can should do. Now it's time to customize your own curriculum version. We like to think of this process as similar to creating your favorite sandwich. Start with what you know has to be there, then add in extras until you get just what you want. You might be a "meat-only" sandwich, needing only the very basics of the curriculum. Or, you want "the works"--the whole curriculum, just as it is written. Many people use something in between. The important thing is to keep in mind the specifics of your teachers; your children; your time constraints; and, your ministry situation. Then build your own version of Deep Down Detectives that works best for you. Bon appetit!</p> | |
| 1. Start with the Meat: Core Curriculum  | Resources: <ul style="list-style-type: none"> • Big Question and Answer • Bible Truth • Bible Verse • Bible Story | <p>These are the backbone of biblical truth for the curriculum. You really only have to have these. Everything else is extra!</p> |
| 2. Choose Your Cheese: Response Activities  | Resources: <ul style="list-style-type: none"> • Bible Memory Game • Bible Story Review Game • Music, Movement & Memory • Crafts | <p>Response activities are second in importance only to the "meat." They are enjoyable, hands-on activities that help the children learn and retain the "meat" of biblical truths.</p> |
| 3. Add the Lettuce: Intake Activities  | Resources: <ul style="list-style-type: none"> • Free Play • Activity Centers • Unit Songs • Bible Memory Game | <p>Intake Activities are a nice addition to your curriculum "sandwich", but you don't have to have them. They often help the children settle better in class and prepare them for learning.</p> |
| 4. Throw on Extra Veggies: Zesty Extras  | Resources: <ul style="list-style-type: none"> • Deep Down Detectives Song • Classroom Rules Chant • The Big Question Box Song • The Bible Song • Let's Pray Song • ACTS Prayer Song | <p>These are few extras that add zest to the curriculum. The Classroom Rules Song is especially helpful for reminding the children of expected classroom behavior in a fun way.</p> |
| 5. Spread on Condiments: Transitions  | Resources: <ul style="list-style-type: none"> • The Classroom Song (4 verses) | <p>Harnessing the transition points in your curriculum can make teaching much easier for your teachers and actually fun for your kids. The Deep Down Detectives curriculum uses music to structure and teach the children through every transition.</p> |
| 6. Choose Your Bread: Curriculum Presentation Features  | Resources: <ul style="list-style-type: none"> • Big Question Box/Briefcase • Storyboard Pictures | <p>These are resources that are used to present the curriculum to the children. They help keep the children focus and make the learning more visual and interactive.</p> |
| 7. Prepare It for Carry Out Take Home Resources  | Resources: <ul style="list-style-type: none"> • Coloring Sheet/Take Home Sheet for each lesson • Take Home version of each story | <p>Take home resources are a great way for parents to know what their children are learning and to provide them with a tool for further discussion.</p> |

Common Customizations: Age Groups

Having considered these questions, put this information to work to build your version of the curriculum.

Here are some ways we have customized the curriculum or seen it customized by others:

| CUSTOMIZE BY: Age Group | |
|------------------------------------|---|
| 2 year olds | <p>GENERAL OBSERVATIONS: You are doing well just to get these children to begin to sit as a group. Build up to this, as they get adjusted to a classroom setting. Set your expectations LOW! Helping the children learn how to be a group prepares them for learning more later and even more being able to join in the church service better. This, by itself, is a job well-done.</p> <p>NUMBER OF LESSONS OF A BIBLE TRUTH USED: All three lessons for sure! Repetition is great for these kids! But, if you go at this rate, you will not get very far through the 69 Bible Truths in a year. Consider using Hide 'n' Seek Kids instead.</p> <p>SUGGESTIONS FOR HOW TO USE THE CURRICULUM: Opening Activity Time: <ul style="list-style-type: none"> • Free play time as they come to class • You can have unit music playing in the background • Use the Classroom Songs to begin to teach them about transitions Opening Circle Time: <ul style="list-style-type: none"> • Use the Big Question Box/Briefcase • Teach them the Big Question • Sing the Big Question Song (short, nursery rhyme version) • Teach them the Bible Truth • Tell them the Bible Verse (maybe sing the song) • Tell the Bible story, using the storyboard • Do not expect these children to be able to do the listening assignment. • End with the ACTS prayer or an even shorter prayer, if attention is lagging. Response Activity Time: <ul style="list-style-type: none"> • Dismiss to free play time. • You can have unit music playing in the background. • Offer the coloring sheet/take home sheet craft after they have played for a while. • You MIGHT be able to weave a few of the discussion questions into your conversations with the children as they play or do their coloring sheet... but don't count on it. It's just fine if they don't! They are only two years old! Closing Circle Time: <ul style="list-style-type: none"> • Use the Classroom Songs to gather them back together. • Ask them the Big Question and Answer, tell them the Bible Truth, and sing the short Big Question Song again. • End with the ACTS prayer or an even shorter prayer, if attention is lagging. Dismissal: <ul style="list-style-type: none"> • Give out the take home version of the Bible Story, the day you start a new Bible Truth. • Give out coloring sheet/take home sheet for the lesson. </p> |

Common Customizations: Age Groups

| CUSTOMIZE BY: Age Group | |
|--|---|
| 3 year olds | <p>GENERAL OBSERVATIONS: This age group can enjoy much of this curriculum.</p> <p>NUMBER OF LESSONS OF A BIBLE TRUTH USED: All three lessons for sure! Repetition is great for these kids! But, if you go at this rate, you will not get very far through the 69 Bible Truths in a year. Consider using Hide 'n' Seek Kids instead.</p> <p>HOW TO USE THE CURRICULUM: As written, except... the listening questions will be a new concept to this children of this age. This is the new skill you will be working on to give the children. It may take a while to get them used to holding on to a question or two as they listen. You might even want to remind them of the questions as you read the story. (This is another way we help these children prepare to gather with the congregation and be ready to learn from a sermon. And, be careful not to overwhelm them with too many discussion questions. Choose a few and repeat them when playing the games. Add in more as they master the answers to your initial ones.</p> |
| 4-5 year olds OR 2-5 year olds as one class | <p>GENERAL OBSERVATIONS: 4-5 year olds: The concepts of the curriculum were especially created with this age group in mind.</p> <p>2-5 year olds as one class: You are combining children with fairly different developmental abilities. While one teacher is teaching, the other teacher may need to be quietly tending to the 2 year olds as their attention span fades.</p> <p>NUMBER OF LESSONS OF A BIBLE TRUTH USED: These children will do best with 2-3 lessons of the three included with each Bible Truth. We do two concepts per month of Sundays. That 2 lessons from Bible Truth, then 2 lessons from the next Bible Truth. Or, in months with five Sundays, you would choose to do 2 lessons from one Bible Truth and 3 lessons from the next. You will complete the curriculum in about 2 1/2 years at this rate.</p> <p>HOW TO USE THE CURRICULUM: As written. You can introduce the longer, full Big Question Songs, not just the short nursery songs with children.</p> <p>And, for those who have combined 2-5 year olds, having the children do the suggested actions that go with the full, Big Question Songs can be a great chance for the little 2-year-olds to get some wiggles out.</p> |

Common Customizations: Age Groups

| CUSTOMIZE BY: Age Group | |
|----------------------------|---|
| pre-K & K | <p>GENERAL OBSERVATIONS: The concepts of the curriculum were especially created with this age group in mind.</p> <p>NUMBER OF LESSONS OF A BIBLE TRUTH USED: These children will do best with 2 lessons of the three included with each Bible Truth. We do two concepts per month of Sundays. That 2 lessons from Bible Truth, then 2 lessons from the next Bible Truth. Or, in months with five Sundays, you would choose to do 2 lessons from one Bible Truth and 3 lessons from the next. You will complete the curriculum in about 2 1/2 years at this rate.</p> <p>HOW TO USE THE CURRICULUM: As written. You can introduce the longer, full Big Question Songs, not just the short nursery songs with children.</p> |
| K-2nd grade | <p>GENERAL OBSERVATIONS: The concepts of the curriculum can still very good for this age group, but you are bumping up against its outer limits. I would move on to Praise Factory Investigators, if I was using Deep Down Detectives with the preschoolers. However, if this curriculum is being introduced with this age group, it will be great for them.</p> <p>NUMBER OF LESSONS OF A BIBLE TRUTH USED: These older children will do best with 1 to 2 lessons of the three included with each Bible Truth. You will probably bore them if you repeat beyond this point.</p> <p>HOW TO USE THE CURRICULUM: Definitely introduce the longer, full Big Question Songs, not just the short nursery songs with this group.</p> <p>I would either do: two, full lessons per Bible Truth; OR, I would do one full lesson per Bible Truth, then use the Opening Activity time of the next session to review the previous session's concepts by playing the Bible Story game/ Bible Verse Review Game/singing the songs). I would then introduce the next Bible Truth concepts in Opening Circle Time.</p> |

Common Customizations: Teaching Situations

| CUSTOMIZE BY: Teaching Situation | How to Structure the Curriculum |
|---|---|
| Single Session One, 60-90 minute session on a lesson, in one day, once a week examples: Sunday School, Church Hour, Mid-week programs | As written. If you do not really have 60 minutes of actual teaching time, you will need to choose what not to use. Choose what you think is most important to have in your session, then continue to add in elements until you have filled up your time budget. |
| Double Session Two 60-90 minute sessions, on the same lesson, in one day, once a week examples: Sunday School PLUS Church Hour OR, Sunday Morning PLUS Sunday Evening OR, Sunday Morning PLUS Wednesday Evening | <p><i>(This is how we use the curriculum here at CHBC)</i></p> <p>First session of the Double:</p> <ul style="list-style-type: none"> • Use Opening Activity • Opening Circle Time • And choose an activity • Fill in extra time with free play activities <p>snack and potty break</p> <p>Second session of the Double:</p> <ul style="list-style-type: none"> • Review Opening Circle Time • Choose another activity • Fill in extra time with free play activities |
| Daycare/Schools Bible Class | <p>Schools vary in how many days they teach Bible. Some will have a daily Bible class. Others, will have it only certain days.</p> <p>Here's a suggestion for one Bible Truth a week, 5 days a week Bible class for preschoolers:</p> <p>Typically, each session you will be:</p> <ul style="list-style-type: none"> • Reminding the children of the Big Question and Bible verse; • Telling them the Bible story (or asking them questions to review it); • Singing the songs; and, • Following up with a response activity. <p>There are three lessons in each Bible Truth, with a listening assignment for each lesson. each with a coloring page, and three games; plus, three extra crafts.</p> <ul style="list-style-type: none"> • That makes 12 activities, plus the three extra crafts. Plenty for a week of Bible classes for little preschoolers. • You could read the story on Monday, Wednesday and Friday, using a different listening activity each time. Use the coloring sheet corresponds to the listening activity on those days. • Then, the other two days of the week, use the games to review what they have learned. <p>With 16 units of 67 Bible truths, this gives you about two academic years of curriculum.</p> |
| Camps, VBS and Short-term Missions Trips | <p>Since camps, VBS and mission trips usually involve both preschoolers and elementary school children, you will do best use two or three of the Praise Factory family of curriculum to meet everyone's needs. At the end of this introduction section, we provide suggested schedules for these ministry situations. We also have included how the Bible Truths across all three curriculums line up so you can coordinate the truths you are teaching across all of the age groups/curriculums.</p> |

Maiden Voyage: Testing Out the Curriculum

Making a Test Run

At last it's time to try out the curriculum on your kids. As mentioned before, our favorite way to try out a new curriculum is with a smaller group of children (of the more-likely-to-be-well-behaved variety), when there is an opportunity to do so. This gives the curriculum its best test-run. Ideally, you want to give any curriculum a few sessions trial period. New curriculum is new curriculum. Teachers will be getting used to it as will the kids.

You may choose to dive in the deep end and introduce the whole curriculum to the children at once. As you introduce the curriculum to your children, also remember that everything will be new to them at first. New ideas and structures use up a lot more attention and energy than when they are familiar and routine...and it takes time for them to become routine. Be patient! Expect this!

Or, you may take the gradual approach, deciding on lesson elements to introduce gradually, then adding more in as you go. Think about the routine the children are used to in your classroom already. What works? What doesn't work? Slot Deep Down Detectives resources into the parts of your current framework that work best with your children, then gradually build from there.

For example, you might want to start with just the Bible story and Bible verse the first lesson, adding other elements the second lesson, and so on. Also, realize that the children will be doing a lot more watching and a lot less direct participation at first as they are learning the routine.

Give yourself and the children a few lessons to settle into the routine before deciding what is the right amount of activities to include each week. As the children get used to the lesson routine, you will find the children have more attention and energy to devote to the learning activities.

Evaluate and Adjust It

As you test-run the curriculum, you will probably want to evaluate and make changes. Reflect on how the teaching session goes, after each of your test runs and make any necessary changes. As you get closer to a good fit, add in more conditions like the typical classroom--such as your crazier kids, etc.. See how the curriculum works with these new elements. Make more changes until you feel good about your fit.

The Real Launch: Implementing the Curriculum in Your Situation

| | |
|---|---|
| Sign Post It | Once you have figured out what works best for your children and those teaching the curriculum, put sign posts in place in the classroom. If you found that certain activities work better in a certain part of the room (such as games or craft time), put up a sign on the wall near that area indicating that. Or, put down a rug where you want to have Circle Time. |
| Choose and Train Your Load-Bearers | <p>If the curriculum follows a set time schedule, display the schedule on the wall in large print so a teacher can with just a glance know what he/she should be doing.</p> <p>Signpost where you store your curriculum resources (games, curriculum, music, craft supplies, etc), too, so that even the newest teacher can easily find what he/she needs.</p> <p>Once you feel that you have adjusted the curriculum to a good fit for teacher and children, begin to train others in how to teach it, too. Ideally, this starts as a mentoring experience between you and another teacher (preferably two). You are looking for people who are willing to learn the curriculum inside-out until they can teach it well themselves and can later train others in it, too. I call these teachers, "load-bearers," because they will share the weight of implementing the new curriculum.</p> <p>First, have your load-bearers come observe you as you teach the curriculum. Have them read the introductory materials and the curriculum lesson plan before they observe. After class, de-brief with them about the session. Have them continue to come for a number of session, gradually handing over the teaching responsibilities until they are comfortable and confident.</p> |
| Bring the Parents Up to Speed | Make sure to include parents in your launch! Communicate with them about the change in curriculum that is happening. Hold a meeting. Send out an email. Hand out the Deep Down Detectives flyer (pgs. 7-8, Core Curriculum books). Ask them to parents. Invite their feedback. Make them your partners, after all, it is them and their kids you hope to help. |
| Add Others | With your load-bearers in place and confident in the curriculum, you can now begin to look for more potential teachers to be trained. The load-bearers will then follow the same steps as you took with them: having them observe, then gradually take teaching responsibilities, de-briefing after each session. Continue until they are confident. |
| Want to See More? | <p>Three times a year (the third Saturday/Sunday of March, May and September), we hold a free lunch, learn-and-look workshop and observation time here at Capitol Hill Baptist Church in Washington, D.C.</p> <p>On Saturday, we gather for lunch and talk philosophy; child protection policy; encouraging parents; recruiting teachers; dealing with discipline issues; etc; and, of course, curriculum. After finishing up our group session, we are happy to talk to individual churches about their particular situations.</p> <p>Then on Sunday, we offer an opportunity to see Deep Down Detectives and the other Praise Factory curriculum in action in our classes. This can be a great way to help others understand and get excited about the curriculum.</p> <p>The registration form for these workshops can be found on the Praise Factory website.</p> |

Protect Your Investment: Tips on Storing the Curriculum for Future Use

This is a curriculum that keeps on giving year after year. Everything is re-used. If you do a good job storing the curriculum, it will serve your church well and at little cost for many years.

Here are two ideas to help you:

Idea #1: If you are teaching only a small group of children:




Then, store all of these resources together in a magazine file




Protect Your Investment: Tips on Storing the Curriculum for Future Use

Idea #2: If you are teaching a large group of children (like we do at CHBC), you may want to have a separate envelope for each resource type.

Copies of
Unit Lesson Plan,
and Story
with Listening
Assignments



CDs,
Song Track Lists,
Lyrics &
Sheet Music




Bible Story
storyboard
Pictures,
Pictures Key and
Placement Guide



Discussion Sheet



Visual aids,
(except for Bible
Storyboard Pics)



Craft/Take Home
Sheet 1



Craft/Take Home
Sheet 2



Craft/Take Home
Sheet 3



Extra Craft 1

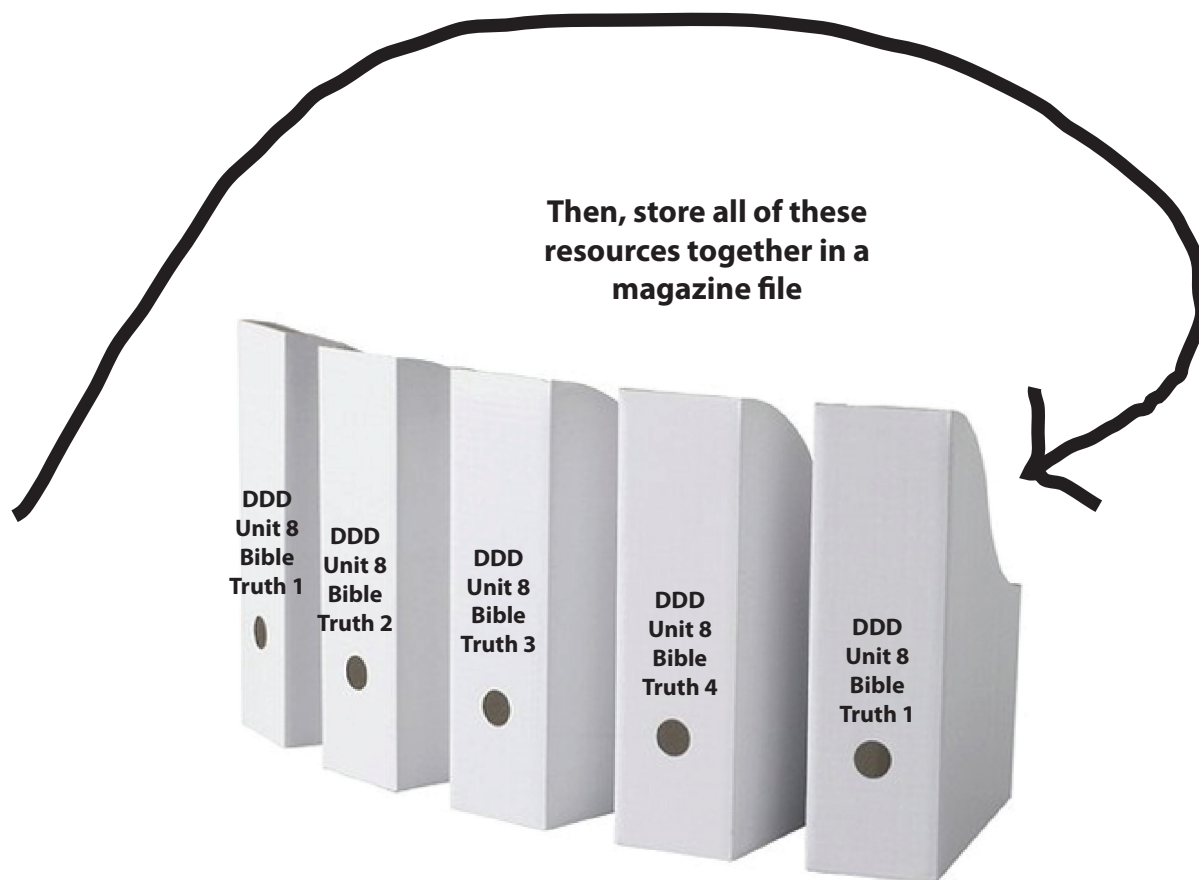


Extra Craft 2



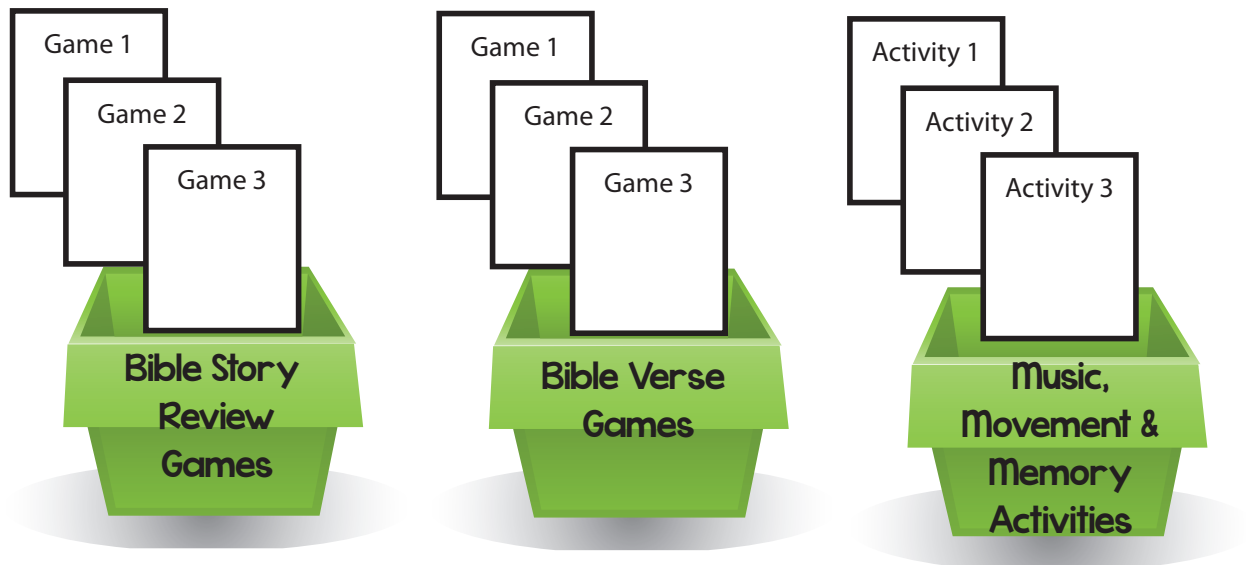
Extra Craft 3





Protect Your Investment: Tips on Storing the Curriculum for Future Use

Store your games in separate ziploc bags and put them in bins.:



Master Supplies List for All Deep Down Detectives Games

Deep Down Detectives uses many games. The good news is, they are simply made and they are re-used throughout the whole curriculum. Make sure you save the games you make and it will save you a lot of time later.

This is the full list of the games and the supplies needed in the Deep Down Detectives Curriculum. While you only need to make whatever games you choose to use with each lesson, **I strongly recommend that you make all the games before you start using the curriculum.** Get the prep work over with at the beginning and coast your way through years of enjoyment! Store them in ziploc bags or baskets and pull them out when needed. So simple!

THIS LIST IS ALSO INCLUDED IN APPENDIX B: GAMES

| <u>Bible Verse Games</u> | <u>Bible Verse Games</u> |
|---|--|
| <p>Lily Pad Jump</p> <ul style="list-style-type: none"> • Cube-shaped cardboard box, • paper, • glue, • marker <p>Animal Cube</p> <ul style="list-style-type: none"> • Cube-shaped cardboard box, • paper, • glue, • marker <p>Simon Says How</p> <ul style="list-style-type: none"> • Cube-shaped Cardboard box • Paper, glue, and a marker <p>Bean Bag Catch</p> <ul style="list-style-type: none"> • 1 bean bag per every 2 children (or every child) • NOTE: Can also fill socks with beans and tie open end to make beanbags. <p>Slap, Clap and Stack</p> <ul style="list-style-type: none"> • 10 or 12 Blocks or other stackable objects <p>Freeze 'n' Say</p> <ul style="list-style-type: none"> • Music and CD/Tape player <p>Fill 'er Up</p> <ul style="list-style-type: none"> • 1 bean bag per child • NOTE: Can also fill socks with beans and tie open end to make beanbags. • Cardboard box or laundry basket • Carpet squares, 1 per child <p>Loud and Soft, Big and Little</p> <ul style="list-style-type: none"> • none | <p>Roll 'n' Toss</p> <ul style="list-style-type: none"> • Cube-shaped Cardboard box • Paper, glue, and a marker • 1 bouncy ball per 2 children <p>Duck, Duck, Goose</p> <ul style="list-style-type: none"> • none <p>Deep Down Detective Mission Madness Practice</p> <ul style="list-style-type: none"> • Detective Gear, such as a trench coat, sunglasses, and a hat <p>Block Clapping</p> <ul style="list-style-type: none"> • 2 wooden blocks per child, preferably about 3"x 2", as found in many children's block sets <p>Meet, Greet, and Keep It Up</p> <ul style="list-style-type: none"> • 16 oz cups, 1 per child (with some extras) • 2 pieces of rope as long as a line of children • Masking tape |

Master Supplies List for All Deep Down Detectives Games, continued

Music, Movement & Memory

Thumping Drums

- 1 Oatmeal container/coffee can with lid per drum
- Tape
- Popcorn, rice, beans, etc.
- Wooden spoons, dowels, unsharpened pencils, if desired, for mallets

Say, Spring Up and Shout

- Bean bags, one per child

Freeze Frame

- Some kind of fun hat or clothing for the leader to wear

Egg Shakers

- Empty Easter eggs
- Rice, beans, buttons, pennies, popcorn, beads, small nails or bolts, etc.
- Glue and glue gun OR strong packing tape

Jingle Bell Hands

- 1 6" piece of sturdy string
- 4 or 5 jingle bells, available in most craft shops

Sing, Dance, and Fall Down

- Optional: Bean bags, one per child

Big Voice, Little Voice

- none

Bottle Shakers

- 1 empty 16 oz. soda bottle per shaker
- Rice, beans, buttons, pennies, popcorn, beads, small nails or bolts, etc.
- Glue and glue gun OR strong packing tape

March 'n' Say

- Optional: A fun hat for the leader of the march, or for everyone in the march

Clap, Tap and Say

- none

Lullabies, Bells and Lions

- Bell

Music, Movement & Memory

Musical Squares

- Carpet Squares, enough for all of the children (or chairs)

Block Clappers

- 2 wooden blocks per child, preferably about 3"x2", as found in many children's block sets

Master Supplies List for All Deep Down Detectives Games, continued

Story Review Games

Going Fishing

- One long wooden dowel, yardstick, etc. per fishing pole
- Yarn
- Paper clip per fishing pole
- Rope
- Two chairs
- Blanket
- Box/bucket/container
- Bucket

Pony Express

- Small manila envelopes, one per flannel graph figure
- Kid's small backpack or a tote bag with a strap
- Basket
- Cowboy hat
- Stick horse or a broom

Fix Up the Mix Up

- None

Can You Remember?

- Index cards

Deep Down Detectives Clue Hunt

- Variety of interesting items that have one or more places to hide a storyboard picture
- Detective Hat
- 4 False Clues (included on the next page)
- CD Player and Deep Down Detectives Theme Song

Clothespin Line Up and Drop

- Rope
- Clothespins, the hinged type
- Shoe box
- Tape

Who's in the Basket?

- Blanket
- Basket

Run to the Grocery Store

- Grocery bag or kid's grocery cart
- Empty food cartons

Story Review Games

Treasure Hunt

- 10 small lidded plastic containers or boxes (like from a jewelry store) or wooden, hinged boxes from a craft store
- Various decorating supplies, such as fake craft jewels, glitter, glitter glue, foil paper, gold spray paint
- glue

Take Me Through the Tunnel

- Chairs or Table
- Sheet or blanket
- Box

Missing in Action

- None

Who's Inside?

- 10 different containers with lids

Look Who's Coming Down the Tracks

- Two shoe boxes
- 6' or so of rope
- Optional: Engineer's hat

VBS, Camps and other Programs

Programs like camps, VBS and short-term missions Children's Ministry usually involve such a wide, age-range of children that it's best to use two or three curriculums, instead of just one, to meet everyone's learning level. This is easy to do with the Praise Factory family of curriculum, since you are using the same, sixteen Big Question Units in all three curriculums.

There are so many ways to do these programs. Here are the most common ones I've heard of:

- One, half day
- One, full day
- One evening
- Friday Night-Saturday
- Five, half days
- Five, full days
- Five evenings in a row
- Five one-day evenings (such as five Wednesday nights in a row)
- Two, five-day weeks in a row

Although these programs take place at many different times, they typically run one of three, standard lengths of time:

- 1 1/2 hour programs
- 2 1/2 hour programs
- 6 hour programs

Here are session suggestions for each of these three lengths of programs:

NOTE: I have put some place holder times in schedules. You change them to your actual times.

1 1/2 Hour Multi- Age Programs

1 1/2 Hour Program (for 2 year olds):

- 9:00 Free Play/Activity Centers
- 9:15 Opening Circle Time (Singing, Big Question, Bible Verse and Bible Story)
- 9:30 Free Play/Activity Centers
- 9:45 Activities: Game, Craft and/or Music
- 10:20 Closing Circle Time
- 10:30 Dismissal

1 1/2 Hour Program (for ages 3-5):

Hide 'n' Seek Kids or Deep Down Detectives Session, as written

1 1/2 Hour Program (for elementary age kids):

Praise Factory Investigators Session, as written

VBS, Camps and other Programs: 1 1/2 Hour Schedule

1 1/2 Hour Program (for 2 year olds): (Hide 'n' Seek Kids or Deep Down Detectives)

- (9:15 – Early Arriver Activity – a few puzzles or paper and crayons on a table)
- 9:30 – Activity Centers
- 9:40 – Clean Up Toys
- 9:45 – Opening Circle Time (Add actions to songs to make this time more active)
- 10:05 – Craft Time (Use one of the Extra Crafts)
- 10:15 – Play with Toys /Check Diapers/Potty Break
- 10:25 – Clean Up Toys
- 10:30 – Memory Verse Time: Music, Movement & Memory; Bible Verse Review Game
- 10:40 – Snack Time
- 10:50 – Closing Time/Take Home Sheet/Coloring Time (Ask them the Closing Time questions as they are coloring at the tables)
- 11:00 – Parents come

1 1/2 Hour Program (for 3-preK 5 year olds): (Hide 'n' Seek Kids or Deep Down Detectives)

- (9:15 – Early Arriver Activity – a few puzzles or paper and crayons on a table)
- 9:30 – Activity Centers
- 9:40 – Clean Up Toys
- 9:45 – Opening Circle Time (Add actions to songs to make this time more active)
- 10:05 – Craft Time (Use one of the Extra Crafts)
- 10:15 – Play with Toys /Check Diapers/Potty Break
- 10:25 – Clean Up Toys
- 10:30 – Memory Verse Time: Music, Movement & Memory; Bible Verse Review Game
- 10:40 – Snack Time
- 10:50 – Closing Time/Take Home Sheet/Coloring Time (Ask them the Closing Time questions as they are coloring at the tables)
- 11:00 – Parents come

1 1/2 Hour Program--elementary school (Praise Factory Investigators)

- 9:00 Opening Large Group Time: Welcome, Singing
- 9:15 Opening Large Group Time: Big Question, Bible Truth, Bible Verse and Bible Story
- 9:45 Small Group Activities (Discussion and Games/Music/Craft Activities) If desired, each small group can prepare their activity for Small Group Presentations in Closing Large Group.
- 10:15 Closing Large Group Time: Small Group Presentations and/or Singing
- 10:30 Dismissal

VBS, Camps and other Programs: 2 1/2 Hour Schedule

2 1/2 Hour Program (for 2 year olds): (Hide 'n' Seek Kids or Deep Down Detectives)

- (8:45 Early Arriver Activity – a few puzzles or paper and crayons on a table)
- 9:00 Activity Centers (first set)
- 9:10 Clean Up Toys
- 9:15 Opening Circle Time (Add actions to songs to make this time more active)
- 9:25 Activity Centers (first set)
- 9:35 Craft Time (Use one of the Extra Crafts)
- 9:45 Play with Toys /Check Diapers/Potty Break 2
- 9:55 Clean Up Toys
- 10:00 Snack Time
- 10:10 Memory Verse Time: Music, Movement & Memory; Bible Verse Review Game
- 10:20 Activity Centers (second set)
- 10:30 Clean Up Toys
- 10:45 Craft Time (one of the extra crafts)
- 10:55 Play with Toys /Check Diapers/Potty Break 2
- 11:00 Clean up Toys
- 11:05 Active Indoor/Outdoor Play
- 11:25 Closing Time Circle Time
- 11: 15 Coloring Time/Take Home Sheet
- 11:30 Parents come

2 1/2 Hour Program (for 3-preK 5 year olds): (Hide 'n' Seek Kids or Deep Down Detectives)

- (8:45 Early Arriver Activity – a few puzzles or paper and crayons on a table)
- 9:00 Activity Centers (first set)
- 9:15 Clean Up Toys
- 9:20 Opening Circle Time (Add actions to songs to make this time more active)
- 9:40 Craft Time (Use one of the Extra Crafts)
- 9:55 Activity Centers (first set)
- 10:10 Clean Up Toys
- 10:15 Potty Break/Wash Hands
- 10:25 Snack Time
- 10:35 Active Indoor/Outdoor Play OR Activity Centers (second set)
- 10:50 Clean Up Toys
- 10:55 Memory Verse Time: Music, Movement & Memory; Bible Verse Review Game
- 11:10 Closing Time Circle Time
- 11:20 Coloring Time/Take Home Sheet
- 11:30 Parents come

2 1/2 Hour Program--elementary school (Praise Factory Investigators)

- 9:00 Opening Large Group Time: Welcome, Singing
- 9:15 Opening Large Group Time: Big Question, Bible Truth, Bible Verse and Bible Story
- 9:45 Small Group Activity 1: Discussion and Craft Activity
- 10:15 Active Outdoor/Indoor Play
- 10:30 Snack (Story-related snack) ACTS and Discussion Time (related to activity they are about to do 10:45 Small Group Activity 2: (Prepare this one for presentation to the rest of the children during Closing Large Group Time, if desired)
- 11:15: Closing Large Group Time: Small Group Presentations and/or Singing
- 11:30 Dismissal

VBS, Camps and other Programs: 6 Hour Schedule

6 Hour (Full Day) Program (for 3-preK 5 year olds): (Hide 'n' Seek Kids or Deep Down Detectives)

Use one Bible Truth and Bible story for the whole day's session. Afternoon provides an opportunity for reinforcement.

Morning Schedule

- 8:45 Early Arriver Activity – a few puzzles or paper and crayons on a table)
- 9:00 Activity Centers (first set)
- 9:15 Clean Up Toys
- 9:20 Opening Circle Time (Add actions to songs to make this time more active)
- 9:50 Active Indoor/Outdoor Play (Playground or organized games)
- 10:30 Potty Break/Wash Hands/Snack Time
- 10:45 Music, Movement & Memory Game and Singing
- 11:00 Craft Time (Use one of the Extra Crafts)
- 11:30 Activity Centers (second set)
- 12:00 - 1:00 Lunch and Play Time/Rest Time

Afternoon Schedule

- 1:00 Bible Story Review & Bible Verse Review (repeat story and storyboard or use games to review)
- 1:20 Craft Time (Use one of the take home sheet coloring activities of the Extra Crafts)
- 1:40 Activity Centers (second set)
- 2:00 Snack and Potty Break
- 2:30 Closing Circle Time Review/Singing
- 2:40 Free play, games, possibility outdoors
- 3:00 Dismissal

6 Hour (Full Day) Program--elementary school (Praise Factory Investigators)

Use two stories from same Bible Truth: one in the morning, one in the afternoon.

- 8:45 Greet children and parents as they arrive
- 9:00 Small Group Time: Introduce Big Question, Bible Truth, Bible Verse, etc.
- 9:15 Large Group Singing and Bible Story
- 9:45 Small Group Activity 1: Bible Truth Game
- 10:15 Small Group Activity 2: Craft
- 10:45 Snack and ACTS Prayer Time
- 11:00 Outdoor Fun - Active Game 1
- 12:00 Lunch and Free Play Time

Afternoon Schedule

- 1:00 Large Group Singing and Second Story (Other Bible Story or Story of the Saints)
- 1:30 Small Group Activity 1: Presentation Activity (Choose a different activity for each small group to work on during this time. They will present it to the rest of the children at the end of the session, if desired.)
- 2:15 Snack Time
- 2:30 Closing Large Group Time: Small Group Presentations and/or Singing
- 3:00 Dismissal

VBS, Camps and other Programs: Choosing Curriculum

You've figured out how many sessions your program will run and how long each session will last. Next, you need to figure out which curriculum you want to use. We suggest using Hide 'n' Seek Kids and/or Deep Down Detectives with your pre-schoolers and Praise Factory Investigators for your elementary school kids.

Find a unit you want to become the theme of your VBS. Choose the Bible Truths you want to teach. The charts of the following pages should help you see how the Bible Truths match up in the three curriculums. You've got tons of resources within each concept to fill up your schedule.

Here's a reminder of what you have in each:

Each Hide 'n' Seek Kids unit has:

- There is just one Bible Story and one Bible verse per unit.
- There are 5 lessons of curriculum in each unit.
- There is tons of music.
- The activities in each of the 5 lessons include:
 - 1 Bible Story Review Game
 - 1 Bible Verse Game
 - 1 Music, Movement & Memory Activity (especially good for Bible Memory)
 - 1 Coloring Sheet/Take Home Sheet
 - There are also 3 extra crafts

Each Deep Down Detective unit has:

- There are multiple Bible truths within each unit.
- There are three lessons of curriculum, per Bible Truth, within each unit.
- There is one Bible story for each Bible Truth.
- There are 3 lessons of curriculum for each Bible Truth.
- There is tons of music
- The activities in each of the 3 lessons include:
 - 1 Bible Story Review Game
 - 1 Bible Verse Game
 - 1 Music, Movement & Memory Activity (especially good for Bible Memory)
 - 1 Coloring Sheet/Take Home Sheet
 - There are also 3 extra crafts

Each Praise Factory Investigators unit has:

- Multiple Bible truths within it.
- There are three lessons of curriculum, per Bible Truth
- There are 3 stories for each Bible Truth: 1 Old Testament, 1 New Testament, and one Church History/missions.
- There are 3 lessons of curriculum for each Bible Truth--one for each of the three stories.
- There is tons of music.
- Each of the 3 lessons includes:
 - 1 Bible Story Review Game with Discussion Questions
 - 1 Bible Verse Game with Discussion Questions
 - 1 Bible Truth Game with Discussion Questions
 - 1 Craft with Discussion Questions
 - 1 Bible Verse Game with Discussion Questions
 - 1 Bible Verse Song with Discussion Questions, Sign Language and Song Game
 - 1 Hymn with Discussion Questions, Sign Language and Song Game
 - 1 Story-related Snack
 - 1 Take home sheet with the key concepts, the story and some discussion questions


| Bible Truths that Match Up Across the Curriculums | | |
|---|--|--|
| Hide 'n' Seek Kids | Deep Down Detectives | Praise Factory Investigators |
| Unit 1: The God Who Reveals Himself Q: How Can I Know What God Is Like? A: He Shows Me What He's Like! | 1. By the Heart He Gave Me to Know and Love Him | 1. God Made Our Hearts to Know and Love Him |
| | 2. In Everything I See All Around Me | 2. God's Creations Tell Us about Him |
| | <i>included in DDD Unit 1 Bible Truth 3, below</i> | 3. God Spoke to His People through Prophets Long Ago |
| | 3. In the Bible, the Perfect Word of God | 4. God Speaks through His Word, the Bible |
| | 4. Through His Very Own Son, Jesus Christ | 5. God Reveals Himself Most Completely through His Son, Jesus |
| Unit 2: God's Wonderful Word, the Bible Q: What's So Special about the Bible? A: It Alone Is God's Word! | 1. God Made Sure It Was Written Down Just Right | 1. God Inspired Many People to Write Down His Word Perfectly |
| | 2. It Tells Us about God and His Plans | 2. God's Word Tells God's Way and Plans for His People, Past, Present and Future |
| | 3. God Uses It to Save His People | 3. God Uses His Word to Save His People |
| | 4. God Uses It to Change His People | 4. God Uses His Word to Change His People |
| Unit 3: The Good News of God, the Gospel Q: What Is the Gospel? A: Salvation through Faith in Jesus Christ! | 1. God Made Us and We Should Obey Him | 1. God Is the Good Creator and King of the World |
| | 2. We Have All Disobeyed God and Deserve His Punishment | 2. All Have Rejected God and Deserve His Eternal Punishment |
| | 3. God Sent Jesus to Pay for God's People's Sins | 3. God Sent Jesus to Bear the Punishment for Sin |
| | 4. God Saves All Who Repent of Their Sins and Trust in Jesus as Their Savior | 4. God Saves Those Who Repent and Trust in Jesus |
| Unit 4: The God Like None Other Q: Can Anybody Tell Me What the LORD Is Like? A: He's Not Like Anyone Else! | 1. He Is a Glorious Spirit | 1. The LORD is a Glorious Spirit |
| | 2. He Is the One, True God | 2. The LORD is the Only True God |
| | 3. He Is God the Father, Son and Holy Spirit: One God, But Three Persons | 3. The LORD Is God the Father, Son and Holy Spirit: One God, But Three Persons |
| | 4. He Is Everywhere, All the Time | 4. The LORD Is Everywhere, All the Time |
| | 5. He Knows Everything There Is to Know | 5. The LORD Knows Everything There Is to Know |
| | 6. He Is Perfectly Holy, Purely Good | 6. The LORD is Holy |
| | 7. He Can Do Anything He Wants to Do | 7. The LORD is Omnipotent |
| | 8. He Is Always Faithful, Through and Through | 8. The LORD is Faithful |
| | <i>included in DDD Unit 4 Bible Truth 2, above</i> | 9. The LORD's Names Tell Us About Him |
| Unit 5: God, the Good Creator Q: Can You Tell Me What God Made? A: God Made All Things Good! | 1. He Made Everything Good in Heaven and Earth | 1. God Created All Things Good in the Beginning |
| | 2. God Made People in a Special Way | 2. God Created People Good in the Beginning |
| | <i>included in DDD Unit 5 Bible Truth 1, above</i> | 3. God Created the World to Praise and Glorify Him |
| | <i>included in DDD Unit 5 Bible Truth 1, above</i> | 4. God's Plans For His Creation Are Good and Unfailing |
| Unit 6: God, the Just and Merciful Q: How Did Bad Things Come into God's Good World? A: Bad Things Came Through Sin! | 1. When Adam and Eve Chose to Disobey God | 1. Angels and People Rebelled against God in the Beginning |
| | <i>included in DDD Unit 6 Bible Truth 1, above</i> | 2. God Treated the First Sinners with Justice and Mercy |
| | 2. When It Spread to the Whole World | 3. All People Are Born Sinful, All People Need God's Mercy |
| Unit 7: The Law-Giving God Q: What Are God's Laws Like? A: God's Laws Are Perfect! | 1. They are Written in the Bible, God's Word | 1. God's Laws Are Written in the Bible |
| | <i>included in DDD Unit 7 Bible Truth 2, below</i> | 2. God Created Us Perfect Law Keepers, But We Are All Lawbreakers |
| | <i>included in DDD Unit 7 Bible Truth 2, below</i> | 3. God Gave Us His Laws to Convict Us of Our Sin that We Might Be Saved |
| | 2. They Show Us that We Need God to Save Us | 4. Jesus Kept God's Law Perfectly to Save God's People by His Grace |
| | 3. They Tell Us How to Love God and Others | 5. The Heart of God's Law is Love |

| Bible Truths that Match Up Across the Curriculums | | |
|--|---|---|
| Hide 'n' Seek Kids | Deep Down Detectives | Praise Factory Investigators |
| Unit 8: The God Who Loves Q: What Is God's Love for His People Like? A: It's More than They Could Ever Deserve! | <i>included in DDD Unit 8, Bible Truth 1, below</i> | 1. God Blesses All People with Many Good Gifts |
| | <i>included in DDD Unit 8, Bible Truth 4, below</i> | 2. God Loved His People Before They Loved Him |
| | 1. He Gave His Son, Jesus, to Save Them | 3. God Showed the Depths of His Love by Giving His Son to Save His People |
| | 2. He Always Takes Care of Them | 4. God Loves His People by Caring for Their Needs |
| | 3. He Uses Their Sadnesses for Good | 5. God Uses Everything in His People's Lives for Their Good and His Glory |
| | 4. He Will Never Stop Loving His People | 6. God Will Never Stop Loving His People |
| Unit 9: Jesus Christ, Immanuel, God with Us Q: What Did Jesus Come to Do? A: Jesus Came to Bring Us to God! | 1. He Left His Home in Heaven to Save Us | 1. Jesus, the Servant King |
| | 2. He Never, Ever Disobeyed God | 2. Jesus, the Obedient Son |
| | 3. He Taught about God and Did Amazing Things | 3. Jesus, the Amazing Teacher |
| | <i>included in DDD Unit Bible Truth 3, above</i> | 4. Jesus, the Ruler of All Creation |
| | <i>included in DDD Unit 9, Bible Truth 5, above</i> | 5. Jesus, the Lord over Life and Death |
| | <i>included in DDD Unit 9, Bible Truth 4, below</i> | 6. Jesus, the Forgiver of Sins |
| | <i>included in DDD Unit 9, Bible Truth 2, above</i> | 7. Jesus, the Christ, the Son of the Living God |
| | <i>included in DDD Unit 9, Bible Truth 1</i> | 8. Jesus, the Glory of God |
| | 4. He Died on the Cross for God's People's Sins | 9. Jesus, the Ransom for Sinners |
| | 5. He Rose from the Dead | 10. Jesus, the Conqueror of Death |
| | <i>included in DDD Unit 9, Bible Truth 5, above</i> | 11. Jesus, the Firstborn of the Resurrection |
| | 6. He Went Up to Rule in Heaven | 12. Jesus, the Reigning Son in Heaven |
| Unit 10: The Holy Spirit: The Indwelling God Q: What Does the Holy Spirit Do in God's People? A: He Changes Their Hearts! | 1. The Holy Spirit Lives in God's People | 1. The Holy Spirit Lives in God's People |
| | 2. The Holy Spirit Gives God's People Courage | 2. The Holy Spirit Gives God's People Courage |
| | 3. The Holy Spirit Gives God's People Wisdom | 3. The Holy Spirit Gives God's People Wisdom |
| | 4. The Holy Spirit Builds God's Church | 4. The Holy Spirit Builds God's Church |
| Unit 11: The God Who Saves Q: How Can We Be Saved? A: It Is God's Free Gift! | 1. When We Tell God Our Sins and Turn Away from Them | 1. God Saves Sinners Who Confess Their Sins |
| | <i>included in DDD Unit 11, Bible Truth 2, below</i> | 2. Jesus Is the Only Way to Be Saved |
| | 2. When We Trust in Jesus As Our Own Savior | 3. We Must Trust in Jesus as Our Savior |
| | 3. When the Holy Spirit Works in Our Hearts | 4. The Holy Spirit Changes Our Hearts so We Can Be Saved |
| Unit 12: God's People Live for Him Q: How Should God's People Live? A: They Should Live Like Jesus! | 1. By Asking God for His Help | 1. God's People Grow to Be More Like Jesus |
| | 2. By Loving Him Most of All | 2. God's People Love Him with All of Themselves |
| | 3. By Loving Other People As God Has Loved Them | 3. God's People Love Others |
| | 4. By Trusting God and Being Happy With What He Wants | 4. God's People Trust Him |
| | <i>included in DDD Unit 12 Bible Truth 8, below</i> | 5. God's People Are Good Stewards of His Gifts |
| | <i>included in DDD Unit 12 Bible Truth 5, below</i> | 6. God's People Obey Him |
| | <i>included in DDD Unit 12 Bible Truth 5, below</i> | 7. God's People Do Good Works God Has Prepared for Them |
| | 5. By Learning God's Word and Obeying It | 8. God's People Read His Word, the Bible |
| | <i>included in DDD Unit 12 Bible Truth 2, above</i> | 9. God's People Think about Him |
| | 6. By Saying "No" to Disobeying God | 10. God's People Say "No" to Temptation |
| | 7. By Telling the Good News of Jesus | 11. God's People Tell Others about Him |
| | <i>included in DDD Unit 12 Bible Truth 4, above</i> | 12. God's People Suffer According to His Plan |
| | <i>included in DDD Unit 12 Bible Truth 4, above</i> | 13. God's People Know Heaven Is Their Home |
| | 8. By Making Much of God | 14. God's People Delight in His Glory |

| Bible Truths that Match Up Across the Curriculums | | |
|---|---|--|
| Hide 'n' Seek Kids | Deep Down Detectives | Praise Factory Investigators |
| Unit 13: The Sustaining God Q: Why Do God's People Keep Believing in Him? A: It Is God's Sustaining Grace! | 1. God, Alone, Sustains God's People | 1. God, Alone, Sustains God's People |
| | 2. God the Father Promises to Help His People | 2. God the Father Promises to Help His People |
| | 3. Jesus Provides God's People with Everything They Need | 3. Jesus Provides God's People with Everything They Need |
| | 4. The Holy Spirit Works in God's People | 4. The Holy Spirit Works in God's People |
| | 5. The Word of God Grows God's People | 5. The Word of God Grows God's People |
| | 6. God Uses His People to Strengthen and Comfort Each Other | 6. God Uses His People to Strengthen and Comfort Each Other |
| Unit 14: The God Who Delights in Our Prayers Q: How Does God Want Us to Pray? A: Every Night and Day! | 1. God Wants Us to Praise Him | 1. God Delights in Our Adoration of Him |
| | 2. God Wants Us to Confess Our Sins | 2. God Delights in Our Humble Confession of Sin |
| | 3. God Wants Us to Thank Him | 3. God Delights in Our Thanksgiving to Him |
| | 4. God Wants Us to Ask Him to Do Great Things | 4. God Delights in Our Supplications to Him |
| | <i>included in DDD Unit 14 Bible Truth 4, above</i> | 5. God Always Answers Prayers |
| | <i>included in DDD Unit 14 Bible Truth 4, above</i> | 6. Jesus Is Why God Answers God's People's Prayers |
| Unit 15: God's People Gather Together Q: Why Do God's People Go to Church? A: To Worship God and Love One Another! | 1. By Praising God for Jesus' Win over Death | 1. God's People Gather Together for a Special, Weekly Worship Day |
| | <i>included in DDD Unit 15 Bible Truth 2, below</i> | 2. God's People Are Led by Godly Leaders |
| | 2. By Learning from God's Word, the Bible | 3. God's People Gather to Hear God's Word |
| | <i>included in DDD Unit 15 Bible Truth 3, below</i> | 4. God's People Are Called the Body of Christ |
| | 3. By Caring for Each Other's Needs | 5. God's People Love One Another with a Covenant Love |
| | <i>included in DDD Unit 15 Bible Truth 3, above</i> | 6. God's People Gather to Give |
| | 4. By Telling What God Has Done and Praying | 7. God's People Gather for Fellowship |
| | <i>included in DDD Unit 15 Bible Truth 4, above</i> | 8. God's People Invite Others to Gather with Them |
| | <i>included in DDD Unit 15 Bible Truth 4, above</i> | 9. God's People Gather to Pray |
| | 5. By Baptizing People Who Trust in and Live for Jesus | 10. God's People Proclaim Their New Life in Christ through Baptism |
| Unit 16: Jesus, the Returning King Q: What Will Happen When Jesus Comes Back? A: God Will Make Everything New! | 6. By Remembering Jesus Died to Save Them | 11. God's People Celebrate Christ's Redeeming Sacrifice for Them |
| | 1. Jesus Will Judge All People Fairly | 1. King Jesus Will Return to End the World |
| | <i>included in DDD Unit 16 Bible Truth 1, above</i> | 2. King Jesus Will Return When God's Work on Earth is Done |
| | <i>included in DDD Unit 16 Bible Truth 1, above</i> | 3. When King Jesus Returns, God's People Will Be Made Like Him |
| | <i>included in DDD Unit 16 Bible Truth 1, above</i> | 4. King Jesus Will Return to Bring the Wicked to Just and Final Punishment |
| | <i>included in DDD Unit 16 Bible Truth 1, above</i> | 5. King Jesus Will Return to Judge God's People, Too |
| | <i>included in DDD Unit 16 Bible Truth 2, below</i> | 6. King Jesus Will Be United with His Bride, God's People, Forever |
| | 2. God's People Will Live Happily with God Forever | 7. King Jesus Will Reign Forever |
| | | |

DEEP DOWN DETECTIVES

**Curriculum Resources
for Unit 8, Bible Truth 1:**



**What Is God's Love for
His People Like?
It's More than They Could
Ever Deserve...
He Gave His Son, Jesus,
to Save Them!**

Session Prep (especially good for newbies!)

Pray!



Pray for the Holy Spirit to be at work in your and the children's hearts.

Review



If new to the curriculum, look at the **Getting Started with Deep Down Detectives section of the Core Curriculum book.** (p.5) It will be especially helpful to read through the Deep Down Detectives section of **The Praise Factory Tour: Extended Version Book.** This is a visual way to understand what goes on in the classroom. (A pdf of the book is found in the samples section on the website.)

Look through and Learn the Lesson



Read over **lesson plan.** Practice any **songs or action rhymes** you are using. Choose/make up motions to go with these. Choose less with younger children and more with older preschoolers. **Practice the lesson with the visual aids** and using the Big Question Box/Briefcase.

Read and Rehearse the Bible Story with Pictures



Read the Bible story from the Bible. Read the curriculum version. Practice telling it with the storyboard pictures. (If you have not previously laminated the story pictures, do that now.) Or, rehearse it from the Simple Story Scenes, if you are using those.

Let There Be Music



Download the music and listen to the songs. Choose which of the songs you will use with the children. If using live musicians, make sure they have the sheet music (Appendix A, Core Curriculum book).

Put the Props in Place



1. Prepare your Visual Aids. Put the Big Question, Unit Bible Truths, Bible Truth, Bible Verse, and Listening Assignment signs, as well as the Bible Story script in one side of the Bible folder.
2. Get out your storyboard. If using Simple Story Scenes, put these in your Bible Folder. Or, if using the individual storyboard figures, put all background pictures in place (they have a BG by the number). Put the rest of the storyboard pictures (these have a SB by the number) in order of use in the other side of the Bible folder.
3. Put the DDD Bible Folder as well as the Big Question sign in the Big Question Box/Briefcase and shut it. If your box/briefcase has locks and you want to use the unlocking the box as part of your session, lock it now....but make sure you have the key or know the code first.
4. Prepare the music CD or sheet music or mp3 device for use in your session.

Set Out Free Play Activities



Choose and set up free time activities you will use with the children. Choose a variety of different activities that will be enjoyed by different types of children. Rotate the activities you provide to keep them interesting and fresh to your children. (Suggestions in Appendix D, Core Curriculum books.)

Prepare Any Activities



Choose which (if any) of the Bible Truth games and crafts activities you want to use in the session. Bear in mind your time frame as well as the developmental abilities and attention span of your children as you decide which/how many to prepare. **Look over the Discussion Sheet** and choose a few questions you might use to spark discussion with the children as they do their activities (especially good for ages 3's+). Pray for God to give you opportunities to talk about these things with the children.

Let Them Take It with Them



Make copies of the craft/take home sheets, if you are not already using them as one of your activities. You may also want to make copies of the story (see take-home version of each story included in Appendix C with the other take home resources) to have for parents to use with their children at home. There's a link on each craft/take home sheet to the story, if you don't make hard copies.

Store It



After your session is over, collect the resources and store them for future use. This curriculum can be used over and over for years to come.

Unit 8: The God Who Loves

UNIT OVERVIEW

God has a special people He loves. They come from all over the world. They've lived in every time --from long ago, all the way up to today. And there are millions and millions of them!

There is nothing better than being one of God's special people! God has adopted them as His children. He promises to love and care for them always. He gives them special closeness with Him in their heart; and one day when they die, they will go to live with Him forever.

God's people know His love for them is more than they could ever deserve. They know God didn't make them His special people because they were so good. They are sinners who have disobeyed His good laws, just like everyone else. God just loves them just because He loves them.

God's love for His people is the biggest love there will ever be. It's so big that God sent His Son, Jesus, to suffer and die on the cross to pay for their sins. That was the only way they could become His people. You and I can become God's people when we turn away from our sins and trust in Jesus as our Savior.

In this unit we will learn four truths about God's love.

UNIT BIBLE VERSE: 1 Chronicles 16:34, ESV

"Oh give thanks to the LORD, for he is good; for his steadfast love endures forever!"

BIG QUESTION UNDER INVESTIGATION: What Is God's Love for His People Like?

ANSWER: It's More than They Could Ever Deserve!

OPTIONAL Big Question 8 INTRODUCTION LESSON (Use Hide 'n' Seek Kids Unit 8 Material)

Story: The Case of the Eager Enemy's End *Acts 7-9*

Bible Verse: 1 Chronicles 16:34



BIBLE TRUTH 1: God Gave His Son, Jesus, to Save Them (3 Lessons Available)

Story: The Case of the Costly Children

Exodus 24, Jeremiah 25, Isaiah 9,42,43,49, Ezekiel 37, Daniel 9, Zechariah 8-14

Bible Verse: 1 John 4:10

BIBLE TRUTH 2: God Always Takes Care of Them (3 Lessons Available)

Story: The Case of the Woman Who Didn't See *Ruth*

Bible Verse: Psalm 23:1-3,6

BIBLE TRUTH 3: God Uses Their Sadnesses for Good (3 Lessons Available)

Story: The Case of the Sad Thing that Did Good *John 8-10*

Bible Verse: Romans 8:28-29

BIBLE TRUTH 4: God Will Never Stop Loving His People

(3 Lessons Available)

Story: The Case of the One Who Would Not Stop *1 & 2 Samuel, Psalm 16,23*

Bible Verse: Hosea 2:19

Deep Down Detectives ESV Songs & Track Numbers

This is a listing of all songs mentioned in the unit curriculum. You may or may not choose to use all of the songs. They are listed in easy-reference order--NOT in the order used in the curriculum.

You may choose to simply burn a CD/load them onto an mp3 device in this order. Or, you may want to do what we do: choose the songs we want to use and create a play list of them in that order. Then, we burn a CD/upload the play list onto an mp3 device. A teacher only has to click forward to the next song, instead of hunting for the right track. The track number have been included as part of the title of each song, so teachers will still have a reference to the track number listed in the curriculum (same as those listed below), even if you change the order on your customized play list.

SONGS USED EVERY UNIT OF THE CURRICULUM

- 1 The Classroom Song v.1
- 2 The Classroom Song v.2
- 3 The Classroom Song v.3
- 4 The Classroom Song v.4
- 5 Deep Down Detectives Theme Song
- 6 The Classroom Rules Song
- 7 Let's Pray Song
- 8 The Big Question Box Song
- 9 The Bible Chant Song
- 10 ACTS Prayer Song (Short Version)
- 11 ACTS Prayer Song (Full Version)

Why the Extra Songs?

Deep Down Detectives is a curriculum used by a wide age-span of kids. Sometimes one of the other songs is a better fit for your kids. Or, you may simply want to teach them more songs on the same Bible Truth. Use as many or as few as you want.

listen to or download songs for free at <https://praisefactory.org>: Deep Down Detectives Music page

UNIT 8: THE GOD WHO LOVES

- 12 Big Q & A 8 Song
- 13 Big Question 8 Song: What Is God's Love for His People Like?
- 14 Big Question 8 Bible Verse Song: Oh, Give Thanks 1 Chronicles 16:34 ESV (full version)
- 15 Big Question 8 Bible Verse Song: Oh, Give Thanks 1 Chronicles 16:34 ESV (short version)
- 16 *Extra Big Question 8 Bible Verse Song: Give Thanks 1 Chronicles 16:34 ESV (different version)*
- 17 *Extra Big Question 8 Bible Verse Song: The Steadfast Love of the Lord Lamentation 3:22,23, ESV*
- 18 Big Question 8 Hymn: And Can It Be, v.1 refrain
- 19 Big Question 8 Praise Song: God Is So Good

What Is God's Love for His People Like? It's More Than They Could Ever Deserve...

Bible Truth 1: God Gave His Son, Jesus, to Save Them

- 20 Bible Verse: This Is Love 1 John 4:10, ESV
- 21 *Extra Song: God's One, Big Plan*
- 22 *Extra Bible Verse: The LORD Is Good to All Psalm 145:9,13,15-16, ESV*
- 23 *Extra Bible Verse: For God So Loved the World John 3:16, ESV*

Bible Truth 2: God Always Takes Care of Them

- 24 Bible Verse: The LORD Is My Shepherd Psalm 23:1-6, ESV
- 25 *Extra Bible Verse: Who Shall Separate Us Romans 8:35, 37-39, ESV*
- 26 *Extra Bible Verse: If God Is for Us Romans 8:31-32,35,38-39, ESV (different version)*

Bible Truth 3: God Uses Their Sadnesses for Good

- 27 Bible Verse: And We Know Romans 8:28-29, ESV
- 28 *Extra Bible Verse: All Things Romans 8:28-29, ESV*

Bible Truth 4: God Will Never Stop Loving His People

- 29 Bible Verse: I Will Betroth You to Me Hosea 2:19, ESV
- 30 *Extra Bible Verse: Even to Your Old Age Isaiah 46:4,9,11, ESV*
- 31 *Extra Bible Verse: For He Chose Us Ephesians 1:4-5, HCSB*

Big Question 8, Bible Truth 1 Overview: Key Concepts

P.1

Unit 8: The God Who Loves

Unit Big Question (and Answer): What Is God's Love for His People Like?
It's More than They Could Ever Deserve!

Unit Bible Verse: "Oh give thanks to the LORD, for he is good; for his steadfast love endures forever!"
--1 Chronicles 16:34, ESV

Bible Truth 1 Concept: God Gave His Son, Jesus, to Save Them

All people have rebelled against God and have broken His laws. All have chosen to do things their own way, instead of God's way. Their hearts should be full of love for God; but instead, their hearts are dead and empty of love for God and His good ways. That's why all people deserve God's punishment for their sins. They deserve to be separated from Him forever. How sad!

But God is so kind and merciful! He chose to save sinners, like you and me, even though we did not deserve it. Yes, God chose to love sinners, even though their hearts were so dead and empty of love for Him. And He didn't just love them a little bit. He loved them a lot! He loved them so much that He sent His Son, Jesus, to live and perfect life and give it up as the full payment for their sins when He suffered and died on the cross. On the third day, Jesus rose from the dead, proving He had really done it! He had redeemed sinners, so that they could become God's special people—His, dearly-loved, adopted children forever! We can be God's special people, too, if we turn away from our sins and trust in Jesus as our Savior. Hasn't God loved us so much through Jesus!

Bible Truth 1 Bible Verse: 1 John 4:10, ESV

"In this is love, not that we have loved God but that he loved us and sent his Son to be the propitiation for our sins."

Learn a Little: "[God] sent his Son to be the propitiation for our sins."

Meaning

We are all sinners who have rebelled against God, yet God chose to love us, and to love us in the deepest way possible! He sent Jesus to save us. Yes, God sent His dearly-loved Son to earth to be the propitiation for our sins. He was the atoning sacrifice that would pay for our sins and satisfy God's judgment against us. Jesus would live a perfect life, then offer it up as the full payment that would bring the forgiveness we needed. And He chose to do this while we still were rebelling against Him! How wonderful is this free gift of God! How deep is His love! This atoning sacrifice is for us, too, when we turn away from our sins and trust in Jesus as our Savior.

Bible Truth 1 ACTS Prayer

- A** We praise You, God, for being so full of love for Your people. You were filled with love for them before they loved You or knew You!
- C** God, we should be filled with love for You and Your good ways, but so many times we are not. We need a Savior!
- T** Thank You for loving the world so much that You sent Jesus to be our Savior. Thank You for loving sinners, even before they loved You. Thank You for making the way for them to be saved through Jesus.
- S** God, God, work deep inside our hearts. Help us to turn away from our sins and trust in Jesus as our Savior. Give us new hearts full of love for You. Help us to become Your people. In Jesus' name, we pray. Amen.

Bible Truth 1 Story

The Case of the Costly Children

Exodus 24, Jeremiah 25, Isaiah 9,42,43,49, Ezekiel 37, Daniel 9, Zechariah 8-14

Big Question 8, Bible Truth 1 Overview: Key Concepts**p.2****Songs Used in Bible Truth 1**

Big Q & A 8 Song

Big Question 8 Song: What Is God's Love for His People Like?

Big Question 8 Bible Verse Song: O, Give Thanks 1 Chronicles 16:34 ESV

Extra Big Question 8 Bible Verse Song: Give Thanks 1 Chronicles 16:34 ESV

Extra Big Question 8 Bible Verse Song: The Steadfast Love of the Lord Lamentation 3:22,23, ESV

Big Question 8 Hymn: And Can It Be, v.1 refrain

Big Question 8 Praise Song: God Is So Good

Bible Truth 1 Bible Verse: This Is Love 1 John 4:10, ESV

Extra Bible Truth 1 Song: God's One, Big Plan

Extra Bible Truth 1 Bible Verse: The LORD Is Good to All Psalm 145:9,13,15-16, ESV

Extra Bible Truth 1 Bible Verse: For God So Loved the World John 3:16, ESV

listen to or download songs for free at <https://praisefactory.org>: Deep Down Detectives Music page

Lesson Plan: Big Question 8, Bible Truth 1

use with all THREE lessons

p.1**1. GETTING STARTED**

= follow the stars for a short & simple lesson plan

| | |
|--|--|
| Intake | |
| Activity Ideas | Choose one of these open-ended activities to include children as they join the class: |
| Free Play Time <i>suggestions in Appendix D</i> | Offer your own or some of the easy-to-make, free play activities suggested in Appendix D. |
| OR Sing-along Music Time <i>lyrics and sheet music, Appendix A</i> | <p>Music from Deep Down Detectives (DDD) ESV Songs 8:</p> <p>Big Q & A 8 Song <i>DDD ESV Songs 8, track 12</i></p> <p>Big Question 8 Song <i>DDD ESV Songs 8, track 13</i></p> <p>Big Question 8 (Unit) Bible Verse Song:</p> <p> Oh, Give Thanks 1 Chronicles 16:34 ESV (full version) <i>DDD ESV Songs 8, track 14</i></p> <p>Big Question 8 (Unit) Bible Verse Song:</p> <p> Oh, Give Thanks 1 Chronicles 16:34 ESV (short version) <i>DDD ESV Songs 8, track 15</i></p> <p>Extra Big Question 8 (Unit) Bible Verse Song:</p> <p> Give Thanks 1 Chronicles 16:34 ESV <i>DDD ESV Songs 8, track 16</i></p> <p>Extra Big Question 8 (Unit) Bible Verse Song:</p> <p> The Steadfast Love of the Lord Lamentation 3:22,23, ESV <i>DDD ESV Songs 8, track 17</i></p> <p>Big Question 8 Hymn:</p> <p> And Can It Be, v.1 Refrain <i>DDD ESV Songs 8, track 18</i></p> <p>Big Question 8 Praise Song:</p> <p> God Is So Good <i>DDD ESV Songs 8, track 19</i></p> <p>Bible Truth 1 Bible Verse Song:</p> <p> This Is Love 1 John 4:10, ESV <i>DDD ESV Songs 8, track 20</i></p> <p>Bible Truth 1 Extra Song:</p> <p> God's One, Big Plan <i>DDD ESV Songs 8, track 21</i></p> <p>Bible Truth 1 Extra Bible Verse Song:</p> <p> The LORD Is Good to All Psalm 145:9,13,15-16, ESV <i>DDD ESV Songs 8, track 22</i></p> <p>Bible Truth 1 Extra Bible Verse Song:</p> <p> For God So Loved the World John 3:16, ESV <i>DDD ESV Songs 8, track 23</i></p> <p><i>Add more fun to Sing-along Music Time by adding a Music, Movement & Memory Activity. These activities are listed on p.10 of this lesson plan with the Response Activities. Instructions found in Appendix B.</i></p> |
| OR Bible Verse Memory Game <i>instructions found in Appendix B</i> | <p>Lesson 1 Game: Block Clapping</p> <p>Lesson 2 Game: Meet, Greet and Keep It Up</p> <p>Lesson 3 Game: Bean Bag Catch</p> <p><i>These activities are also included on p.10 of this lesson plan with the Response Activities.</i></p> |
| 2. OPENING CIRCLE TIME (introduce the Bible Truth and tell the related Bible story) | |
| Gathering the Children <i>lyrics and sheet music, Appendix A</i> | <p>Sing verse 1 of <i>The Classroom Song</i> to gather the children for Circle Time.</p> <p>The Classroom Song, verse 1 <i>DDD ESV Songs 8, track 1</i></p> <p>Let's gather together to worship God, Let's gather together to worship God, Let's gather together to worship God, Come gather here with me!</p> |
| Welcome to Deep Down Detectives | "Welcome to Deep Down Detectives. We're so glad you've joined us! Detectives are people who look for answers to questions. In Deep Down Detectives, we look for answers to big questions about God. We dig deep down in the truths of God's Word to find them." |

Lesson Plan: Big Question 8, Bible Truth 1

use with all THREE lessons

p.2**2. OPENING CIRCLE TIME, continued**

= follow the stars for a short & simple lesson plan

| | |
|--|---|
| <p>Deep Down Detectives Theme Song</p> <p><i>lyrics and sheet music, Appendix A</i></p> | <p>"Let's sing our Deep Down Detectives Theme Song."</p> <p> Deep Down Detectives Theme Song DDD ESV Songs 8, track 5</p> <p>We're Deep Down Detectives, diggin' deep in God's Word, For truths about God and His plans for this world, We're seeking to love Him, with all of our heart, We're Deep Down Detectives! Come on! Let's start!</p> |
| <p>Classroom Rules Song</p> <p><i>lyrics and sheet music, Appendix A</i></p> | <p>There are two very important things that Deep Down Detectives do together: we worship God and we love one another. Our Classroom Rules Song reminds us how we should act. Let's sing it."</p> <p>Classroom Rules Song DDD ESV Songs 8, track 6</p> <p>Shh, be quiet while someone is talking, Raise your hand, if you have something to say, Don't touch your friend, sitting beside you, Obey your teachers, Be kind as you play. These are our classroom rules, These are our classroom rules, They help us worship God and love one another, These are our classroom rules.</p> |
| <p>Opening Prayer Time</p> <p><i>lyrics and sheet music, Appendix A</i></p> | <p>"Children, we need God's help to keep these rules. Let's ask Him to help us right now. Let's get ready and pray."</p> <p>Let's Pray DDD ESV Songs 8, track 7</p> <p>1-2-3! Fold your hands, Bow your head, Close your eyes. Let's pray! <i>(repeat)</i></p> <p>"Let's pray:"</p> <p> Opening Prayer</p> <p>Dear Lord, We're so glad to get to gather together to worship You! Please help us keep the classroom rules. Please help us to love You and learn about You today. In Jesus' name, we pray. Amen.</p> |

Lesson Plan: Big Question 8, Bible Truth 1

use with all THREE lessons

p.3**2. OPENING CIRCLE TIME, continued**

= follow the stars for a short & simple lesson plan

Reveal the Big Question**Introduce the Big Question Box/Briefcase**

lyrics and sheet music,
Appendix A

"Detectives INVESTIGATE things. That means they ask questions and look for answers. Deep Down Detectives investigate big questions about God. The Big Question we are investigating today is right inside our Big Question Box/Briefcase.

The Big Question Box Song

DDD ESV Songs 8, track 8

We've got a big box,
All closed up and locked,
Filled with the truths of God's Word.

We've got a brief case,
There's no time to waste,
Come on, kids, let's open it up!

The Big Question under Investigation

VISUAL take out
AID



of BQB

Big Question &
Answer Sign, front side

*found in the DDD Unit 8
Visual Aids, ESV Book

Ok, who would like to open for me and pull out the Big Question?"

Choose a child to open the box/briefcase, take out the Big Question and hand it to you, then hold up the Big Question sign for all the children to see, and say:



The Big Question we are investigating today is Big Question Number 8:

What Is God's Love for His People Like?

and the Answer is:

It's More than They Could Ever Deserve!

Big Question Meaning

God has a special people He loves. They come from all over the world. They've lived in every time --from long ago, all the way up to today. And there are millions and millions of them!

There is nothing better than being one of God's special people! God has adopted them as His children. He promises to love and care for them always. He gives them special closeness with Him in their heart; and one day when they die, they will go to live with Him forever.

God's people know His love for them is more than they could ever deserve. They know God didn't make them His special people because they were so good. They are sinners who have disobeyed His good laws, just like everyone else. God just loves them just because He loves them.

God's love for His people is the biggest love there will ever be. It's so big that God sent His Son, Jesus, to suffer and die on the cross to pay for their sins. That was the only way they could become His people. You and I can become God's people when we turn away from our sins and trust in Jesus as our Savior.

Big Question Songs

"Let's sing our Big Question Song:

Big Q & A 8 Song

DDD ESV Songs 8, track 12

(adapted version of "Baa, Baa, Black Sheep")

Big Q & A 8 Song

lyrics and sheet music,
Appendix A

What is God's love for His people like?
More than they could ever deserve.
What is God's love for His people like?
More than they could ever deserve.
What is God's love for His people like?
More than they could ever deserve.

2. OPENING CIRCLE TIME, continued

= follow the stars for a short & simple lesson plan

**Learning about
the Big Question
(use one or both)***Repeat the Big Question and Answer again:***"What Is God's Love for His People Like? More than They Could Ever Deserve!"***Say: "Hmmm, I wonder what that means... Let's do our action rhyme/sing our song that explains it."**Then do the action rhyme or sing the song using any of the optional motions suggested, if desired.***Big Question
Action Rhyme****Big Question 8 Action Rhyme**

God has a special people,
A special, special people,
God has a special people...
...from ev-ry-where!
And you can be His, too!

God loves His special people
His special, special people,
God loves His special people...
...forever and ever!!
And you can be His, too!

(POSSIBLE ACTIONS)*Stretch your hands out wide to include every place**Point to someone else**Place your hand on your heart**Point to someone else***Big Question
(Action Rhyme)
Song***lyrics and sheet music,
Appendix A***Big Question 8 (Action Rhyme) Song**

What is God's love for His people like?
What is God's love for His people like?
What is God's love for His people like?
It's more than they could ever deserve.

Verse 1

God loves His people from all places,
from all times, with ev'ry kind of faces.
God loves His people from ev'ry nation,
And He loves them all through Jesus Christ

Refrain

God's love for His people is
more than they could ever deserve.
God's love for His people is
more than they could ever deserve.

Verse 2

God loved His people before the beginning,
Even before they were repenting and believing,
God loved His people from ev'ry nation,
And He loved them all through Jesus Christ. *Refrain*

Verse 3

God loved His people, He sent Jesus,
To save them, so forever they would be His,
God loves His people from ev'ry nation,
And He always will through Jesus Christ. *Refrain*

*DDD ESV Songs 8, track 13***(POSSIBLE ACTIONS)***Place hand over your heart**Touch your face**Place hand over your heart**Stretch your hands out wide to include people from every nation**Make cross with your index fingers*

Lesson Plan: Big Question 8, Bible Truth 1

use with all THREE lessons

p.5**2. OPENING CIRCLE TIME, continued**

= follow the stars for a short & simple lesson plan

Learning the Bible Truth

VISUAL take out

AID

#2

of BQB

VISUAL AID

All the Bible Truths Sign

★ "It's More than They Could Ever Deserve" is a good beginning, but there's so more to learn. So it's time for us to dig down even deeper for more answers to our Big Question about God. We're going to be learning **FOUR** Bible truths that all tell us more about God's love for His people.

Who would like to hand me the picture with our four Bible truths on it? It's in the Big Question Box/Briefcase." *Choose a child to get it and hand it to you, then hold it up and show them the pictures of the four truths they will be learning.*

Bible Truth Clue

VISUAL take out

AID

#3

of BQB

Bible Truth Clue Sign,
front side
VISUAL AID

After everyone has had a good look, say...

"Ok, now let's look at our Bible Truth Clue sign and see if we can figure out which of these four truths we will be learning about today. Who would like to get it out of the Big Question Briefcase for me?"

Choose a child to open the briefcase, take out the Bible Truth Clue sign and hand it to you. Hold up the front side for the children to see. Cover up the answer, written along the bottom, and say:

**"What Is God's Love for His People Like?
It's More than They Could Ever Deserve!
God Gave His Son, ????, to Save Them!"**

Hint

We're missing one word. Here's the hint to what the missing word is. It says: "What's the name of God's Son? It starts with the letter 'J'." Can you guess? It's "Jesus."

So the Bible Truth we are learning today is:

(uncover answer from bottom of sign, show it to them and say:)

★ **"What Is God's Love for His People Like?
It's More than They Could Ever Deserve!
God Gave His Son, JESUS, to Save Them!"**

Bible Truth Meaning

★ And here is what this Bible Truth means:
(read the meaning off of the back of the sign, say:)

All people have rebelled against God and have broken His good laws. All have people chosen to do things their own way, not God's. Their hearts should be full of love for God, but instead, they are dead and empty of love for Him and His good ways. That's why all people deserve God's punishment for their sins. They deserve to be separated from His forever.

But God is so kind and merciful! He chose to save sinners, like you and me, even though we did not deserve it. Yes, God chose to love sinners, even though their hearts were so dead and empty of love for Him. And He didn't just love them a little bit. He loved them a lot! He loved them so much that He sent Jesus to live and perfect life and give it up as the full payment for their sins when He suffered and died on the cross. On the third day, Jesus rose from the dead proving He had really done it! He had redeemed them, so that they could be God's special people—His, dearly-loved, adopted children forever! We can be God's special people, too, if we turn away from our sins and trust Jesus as our Savior. Isn't God so good to us!

Lesson Plan: Big Question 8, Bible Truth 1

use with all THREE lessons

p.6**2. OPENING CIRCLE TIME, continued**

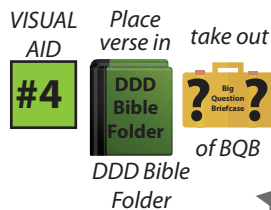
= follow the stars for a short & simple lesson plan

Learning the Bible Verse**The Bible Chant Song***lyrics and sheet music, Appendix A*

"And how do I know this is true? God tells me so in His special book, the Bible."

*Say or sing the Bible Chant Song.***The Bible Chant Song***DDD ESV Songs 8, track 9*

The Bible, the Bible,
 Let's get out the Bible.
 Let's hear what God has to say.
 The Bible, the Bible,
 God's given us the Bible.
 It's His Word for us to learn and obey! Yay!

Bible Verse*DDD 8.1 Bible Verse-front side (in the DDD Bible folder)***found in the DDD Unit 8 Visual Aids, ESV Book*

"Who would like to get our Bible folder out of the Big Question Briefcase for me?"

Choose a child to open the briefcase, take out the "Bible" folder and hand it to you. Remove the Bible Verse Picture from the "Bible" folder and hold it up for all the children to see, then say:

1 John 4:10 tells us:


1 John 4:10

"In this is love, not that we have loved God but that he loved us and sent his Son to be the propitiation for our sins."

Learn a Little: "[God] sent his Son to be the propitiation for our sins."**Bible Verse Meaning****What does that mean?**

We are all sinners who have rebelled against God, yet God chose to love us, and to love us in the deepest way possible! He sent Jesus to save us. Yes, God sent His dearly-loved Son to earth to be the propitiation for our sins. He was the atoning sacrifice that would pay for our sins and satisfy God's judgment against us. Jesus would live a perfect life, then offer it up as the full payment that would bring the forgiveness we needed. And He chose to do this while we still were rebelling against Him! How wonderful is this free gift of God! How deep is His love! This atoning sacrifice is for us, too, when we turn away from our sins and trust in Jesus as our Savior.

2. OPENING CIRCLE TIME, continued

 = follow the stars for a short & simple lesson plan

| | |
|--|--|
| <p>Bible Verse</p> <p>Song</p> <p><i>lyrics and sheet music,</i> <i>Appendix A</i></p> <p><i>You might also enjoy:</i></p> <p><i>God's One, Big Plan</i> <i>DDD ESV Songs 8, track 21;</i></p> <p><i>The LORD Is Good to All</i> <i>Psalms 145:9,13,15-16, ESV</i> <i>DDD ESV Songs 8, track 22;</i></p> <p><i>For God So Loved the World</i> <i>John 3:16, ESV</i> <i>DDD ESV Songs 8, track 23</i></p> | <p>We've said our Bible verse, now let's sing it!</p> <p>This Is Love: 1 John 4:10</p> <p><i>DDD ESV Songs 8, track 20</i></p> <p>This is love, Not that we loved God, But that He, that he loved us, He sent his Son, And He sent His Son, The propitiation for our sins. He sent his Son, And He sent His Son, The propitiation for our sins. First John Four, ten.</p> |
|--|--|

Lesson Plan: Big Question 8, Bible Truth 1

use with all THREE lessons

p.8**2. OPENING CIRCLE TIME, continued**

= follow the stars for a short & simple lesson plan

| | |
|---|---|
| Getting into the Case | <p>"Now it's time to do a bit more deep down investigating. Let's see what Detective Dan wants us to help him figure out. Would someone like to get it out for me?"</p> |
| Listening Assignments <div style="display: flex; align-items: center;"> <div style="text-align: center; margin-right: 10px;"> <i>Place in</i>  <i>of BQB</i> </div> <div style="text-align: center;"> <i>take out</i>  <i>of BQB</i> </div> </div> | <p>NOTE: Listening assignments are most suitable for ages 3+. Skip straight to the Bible story (see bottom of this page), if working with 2 year olds.</p> <p>"Let's open up our listening assignment and see what we are supposed to figure out today.</p> <p><i>Choose a child to take out the Listening Assignment (from the DDD Bible Folder) and hand it to you. Read Detective Dan's letter to the children that includes the listening assignment. The listening assignments are summarized below:</i></p> |
| <p>VISUAL AID</p> <div style="border: 1px solid black; padding: 5px; text-align: center; background-color: #90EE90;"> #5 </div> <p>DDD Unit 8 Visual Aids, ESV</p> | <p><u>Detective Dan's Lesson #1 Listening Assignment:</u></p> <p>I need to find out:</p> <ol style="list-style-type: none"> 1. Whom did God adopt as His dearly-loved children? 2. What made adopting them so costly to God? |
| <p>VISUAL AID</p> <div style="border: 1px solid black; padding: 5px; text-align: center; background-color: #90EE90;"> #6 </div> <p>DDD Unit 8 Visual Aids, ESV</p> | <p><u>Detective Dan's Lesson #2 Listening Assignment:</u></p> <p>Our Bible Verse is 1 John 4:10, ESV</p> <p>"In this is love, not that we have loved God but that he loved us and sent his Son to be the propitiation for our sins."</p> <p>I need to find out:</p> <ol style="list-style-type: none"> 1. Whom did God love before they loved Him? 2. Whose sins were forgiven by Jesus' sacrifice? |
| <p>VISUAL AID</p> <div style="border: 1px solid black; padding: 5px; text-align: center; background-color: #90EE90;"> #7A,B,C </div> <p><i>*Listening Assignment #3 includes the Assignment Sheet, plus 6 clue pictures*</i></p> <p>DDD Unit 8 Visual Aids, ESV</p> | <p><u>Detective Dan's Lesson #3 Listening Assignment:</u></p> <p>I found six clues, but only 4 of them are in the story.</p> <p>They are: a big promise, the sun, a boat, a man named Jeremiah, soldiers, a cross.</p> <p><i>Hold each of them up for the children to see as you identify them.</i></p> <p>I need to figure out:</p> <ol style="list-style-type: none"> 1. Which four belong in the story and which two don't? 2. Who needed to confess their sins to God? Who needed to ask Him to be their Savior? |
| <p>Tell the Bible Story</p> <div style="display: flex; align-items: center;"> <div style="text-align: center; margin-right: 10px;"> <i>Place story & pics in</i>  <i>of BQB</i> </div> <div style="text-align: center;"> <i>take out</i>  <i>of BQB</i> </div> </div> <p>DDD Unit 8 Visual Aids, ESV</p> <p>Story text included in this book right after this lesson plan and in Visual Aids book</p> | <p>★ Then say, "Ok, Deep Down Detectives! Put on your best listening ears and see if you can hear the answers to Detective Dan's questions. When I finish telling the story, we will see if we can answer all the questions."</p> <p>★ Bible Story: The Case of the Costly Children</p> <p><i>Exodus 24, Jeremiah 25, Isaiah 9,42,43,49, Ezekiel 37, Daniel 9, Zechariah 8-14</i></p> <p><i>Read the Bible Truth story, putting up the storyboard pictures/Story Scenes as you tell it. Then have the children answer the listening assignment, present the gospel and lead in prayer.</i></p> <p><i>*Answers to questions, the gospel and ACTS prayer are included with the story text.*</i></p> |

Lesson Plan: Big Question 8, Bible Truth 1


use with all THREE lessons

p.9**2. OPENING CIRCLE TIME, continued**

= follow the stars for a short & simple lesson plan

| | |
|--|--|
| <p>Story Response Song(s)</p> <p>Hymn</p> <p><i>lyrics and sheet music, Appendix A</i></p> | <p><i>As attention span and time allow, you might want to end with one of the following songs which also tie in with the unit. If desired, use the Music and Movement activity ideas while singing (listed with the Response Activities).</i></p> <p>And Can It Be <i>DDD ESV Songs 8, track 18</i></p> <p>Refrain</p> <p>Amazing love, how can it be? That thou, my God, should die for me? Amazing love, how can it be? That thou, my God, should die for me?</p> <p>Tie-in: "God's love is amazing! How He loves His people! They deserved the full punishment for their sins. They deserved to die and be separated from God forever. But Jesus came to die for the sins of all who would ever turn from their sins and trust in Him as their Savior. He died in their place. He took their sins, so that they could be forgiven and live as God's people forever. When we turn from our sins and trust in Jesus as our Savior, then His death pays for our sins, too. We, too, can know God now in our hearts; and one day, go to live with Him forever."</p> |
| <p>Praise Song</p> <p><i>lyrics and sheet music, Appendix A</i></p> | <p>Praise Song: God Is So Good <i>DDD ESV Songs 8, track 19</i></p> <p>God is so good (powerful, holy), God is so good (powerful, holy), God is so good (powerful, holy), He's so good (powerful, holy) to me.</p> <p>Tie-in: "Children, God is so good to us, sinful humans! That He would love us and send His Son, Jesus, to die for them. Let's sing of how good He is and how loving He is!"</p> |

3. TAKING ACTION: Response Activities *(choose from among these activities)*


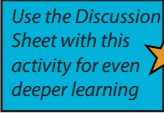

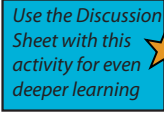

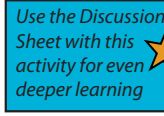


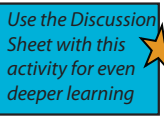

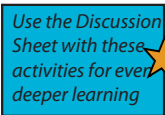

| | |
|--|--|
| <p>Transition to Activities</p> | <p> Well, Deep Down Detectives, you've done a great job diggin' deep down for answers in the truths of God's Word. Now it's time to enjoy some activities."</p> <p><i>Tell children what activity/s you are providing for them: either free play or some of the response activities listed below. When you are ready to dismiss them, use this song to help the children transition in an orderly fashion to their next activity.</i></p> |
| <p>Classroom Song, verse 2</p> <p><i>lyrics and sheet music, Appendix A</i></p> | <p>"Children, let's sing our Time to Play Song. When we are finished you may get up and walk over to our next activity."</p> <p>Classroom Song, verse 2 <i>DDD ESV Songs 8, track 2</i></p> <p>We've gathered together to worship God, We've gathered together to worship God, And now it's time to play.</p> <p><i>Dismiss the children to whatever activities you have prepared for them to do.</i></p> |

Lesson Plan: Big Question 8, Bible Truth 1

use with all THREE lessons

p.10**3. TAKING ACTION: Response Activities** (choose from among these activities)

= short & simple lesson plan

| | |
|--|--|
| Response Activities | Choose one or more activities appropriate for your children, based on classroom time and developmental needs. Add the Discussion Sheet to any activity for deeper learning.  |
| Bible Verse Memory Game <i>game directions, Appendix B</i> | <p>Though listed with the opening activities, you may choose to use this Bible verse game here instead (or as a repeat).</p> <ul style="list-style-type: none"> Lesson 1 Game: Block Clapping Lesson 2 Game: Meet, Greet and Keep It Up Lesson 3 Game: Bean Bag Catch <div>   </div> <p>Discussion Questions</p> |
| Music, Movement & Memory Activity <i>game directions, Appendix B</i> | <p>A music activity that uses the songs from the Bible Truth and Big Question unit.</p> <ul style="list-style-type: none"> DDD Songs for this Bible Truth, plus: Lesson 1 Activity: Egg Shakers Lesson 2 Activity: Jingle Bell Hands Lesson 3 Activity: Big Voice, Little Voice <div>   </div> <p>Discussion Questions</p> |
| Bible Story Review Game <i>game directions, Appendix B</i> | <p>A game that uses the storyboard pictures from the story to review the story.</p> <ul style="list-style-type: none"> Lesson 1 Game: Look Who's Coming Down the Tracks Lesson 2 Game: Can You Remember? Lesson 3 Game: Clothespin Line Up and Drop <div>   </div> <p>Discussion Questions</p> |
| Coloring Pages/ Take Home Sheets <i>in Appendix C</i>  | <p>A coloring page related to the lesson assignment question is provided for each lesson. On the back of each are the key concepts, a few questions and a song for parents to use with their children.</p> <p>NOTE: Upgrade your coloring sheet to a more interesting craft by offering simple embellishments, such as jiggly eyes, craft sand, glitter, glitter glue, colored paper dots (made with a hole punch), fabric scraps, etc. Make cut-to-size glued-on clothes, hair, etc for characters by using a copy of the coloring sheet, cutting out the selected portions and making them the patterns for whatever you want to cut out of fabric, paper, foil, etc.</p> <ul style="list-style-type: none"> Lesson 1 Coloring Sheet Emphasis: Bible Truth Lesson 2 Coloring Sheet Emphasis: Bible Verse Lesson 3 Coloring Sheet Emphasis: ACTS Prayer <div>   </div> <p>Discussion Questions</p> |
| Extra Crafts: Big Question Craft <i>in Appendix C</i> Bible Verse Craft <i>in Appendix C</i> Bible Story Puzzle <i>in Appendix C</i> | <p>These crafts are slightly more complex than the coloring/take home sheets:</p> <p>The Bible Concept Go-and-Tell Craft is a craft that summarizes the Bible concept and includes the Bible verse is included for those desiring more than a coloring sheet. This more complex craft will involve gluing, sticking, etc. Can be used at any time.</p> <p>The Bible Story Coloring Sheet provides a tie in between the Bible story and the Bible truth they are learning.</p> <p>The Storyboard Picture Placement Page has been made into a puzzle that can be cut out and re-assembled by the children. This provides a nice summary of the story.</p> <div>   </div> <p>Discussion Questions</p> |
| Free Play Activities <i>ideas in Appendix D</i> | <p>Offer your own or some of the easy-to-make, free play activities suggested in Appendix D.</p> |

Lesson Plan: Big Question 8, Bible Truth 1

use with all THREE lessons

p.11**4. CLOSING CIRCLE TIME** *(End-of-session activities for the last 5-10 minutes of class time)* = short & simple lesson plan

| | |
|---|---|
| <p>Transition to Closing Circle</p> <p>Classroom Song, verse 3</p> <p><i>lyrics and sheet music, Appendix A</i></p> | <p><i>Use this song to help the children transition in an orderly fashion. Start singing this song and ask the children to gather with you for Closing Circle Time.</i></p> <p>Classroom Song, verse 3 <i>DDD ESV Songs 8, track 3</i></p> <p>It's time to get ready to go and tell, It's time to get ready to go and tell, Come gather here with me.</p> |
| <p>Closing Circle Time</p> <p>Classroom Song, verse 4</p> <p><i>lyrics and sheet music, Appendix A</i></p> | <p><i>When children are settled in the circle, say:</i></p> <p>"It's almost time for your parents to come pick you up. And do you know what that means? It means.... (draw this out to build anticipation and excitement)...that it's almost time to go home and....it's almost time to...Go and Tell! We have learned some big news about God today. God wants us to take and tell it to the whole world!"</p> <p>Classroom Song, verse 4 <i>DDD ESV Songs 8, track 4</i></p> <p>So what's our big news to go and tell, So what's our big news to go and tell, Can you tell me now?</p> |
| <p>Big News to Tell</p> <p>Big Question 8</p> <p><small>VISUAL AID</small></p> <p>#1</p> <p><i>*found in the DDD Unit 8 Visual Aids, ESV Book</i></p> <p><i>lyrics and sheet music, Appendix A</i></p> <p>Big Question 8, Bible Truth 1</p> <p><small>VISUAL AID</small></p> <p>#3</p> | <p>"Let's see....there's so much big news to tell! There's so much we've learned!</p> <p>First of all, can you tell me the answer to our Big Question: "What Is God's Love for His People Like?" <i>Hold up the Bible Truth Clue Picture.</i></p> <p>Say the answer with me: "It's More than They Could Ever Deserve!"</p> <p><i>(If desired, you can sing one/both of the Big Question songs.)</i> <i>DDD ESV Songs 8, tracks 12,13</i></p> <p>And what's one way He does this? What did we learn? <i>Point to the picture.</i></p> <p>God Gave His Son, Jesus, to Save Them!</p> <p>"And how do I know this is true? Can you tell me? Say it with me: "The Bible tells me so!" That's right!</p> |
| <p>Big Question 8 Bible Truth 1 Bible Verse</p> <p><small>VISUAL AID</small></p> <p>#4</p> <p><i>*found in the DDD Unit 8 Visual Aids, ESV Book</i></p> <p><i>lyrics and sheet music, Appendix A</i></p> | <p>We learned:</p> <p>Our Bible Verse is 1 John 4:10, ESV</p> <p>"In this is love, not that we have loved God but that he loved us and sent his Son to be the propitiation for our sins."</p> <p>Learn a Little: "[God] sent his Son to be the propitiation for our sins."</p> <p>We are all sinners who have rebelled against God, yet God chose to love us, and to love us in the deepest way possible! He sent Jesus to save us. Yes, God sent His dearly-loved Son to earth to be the propitiation for our sins. He was the atoning sacrifice that would pay for our sins and satisfy God's judgment against us. Jesus would live a perfect life, then offer it up as the full payment that would bring the forgiveness we needed. And He chose to do this while we still were rebelling against Him! How wonderful is this free gift of God! How deep is His love! This atoning sacrifice is for us, too, when we turn away from our sins and trust in Jesus as our Savior.</p> <p><i>(If desired, you can sing the Bible verse song.)</i> <i>DDD ESV Songs 8, track 20</i></p> |

Lesson Plan: Big Question 8, Bible Truth 1

use with all THREE lessons

p.12**4. CLOSING CIRCLE TIME, continued**

= follow the stars for a short & simple lesson plan

| | |
|--|---|
| Closing ACTS Prayer Time ACTS Prayer Chant <i>lyrics and sheet music, Appendix A</i> | <p><i>Let's ask God to help us to remember this and even tell others this good news. Let's get ready and pray our ACTS prayer.</i></p> <p><i>And what does ACTS mean? Let's sing/say our ACTS Prayer Chant!</i></p> <p>ACTS Prayer Chant Song <i>DDD ESV Songs 8, tracks 10,11</i></p> <p>A, Adoration, God, we praise You! C, Confession, Forgive us our sins. T, Thanksgiving, Thank You for Jesus, S, Supplication, Help us to live like Him.</p> <p style="text-align: right;">That's the ACTS prayer, my friend, Bow your head, Close your eyes, Shhh, Let's begin.</p> |
| Closing ACTS Prayer | <p>"Let's pray!"</p> <p><i>Lead the children in the ACTS prayer for this Bible Truth.</i></p> <p>A We praise You, God, for being so full of love for Your people. You were filled with love for them before they loved You or knew You!</p> <p>C God, we should be filled with love for You and Your good ways, but so many times we are not. We need a Savior!</p> <p>T Thank You for loving the world so much that You sent Jesus to be our Savior. Thank You for loving sinners, even before they loved You. Thank You for making the way for them to be saved through Jesus.</p> <p>S God, God, work deep inside our hearts. Help us to turn away from our sins and trust in Jesus as our Savior. Give us new hearts full of love for You. Help us to become Your people.</p> <p>In Jesus' name, we pray. Amen.</p> |
| 5. TAKING IT HOME <i>(Take Home Sheet)</i> | |
| Clean up and Dismissal | <p>"Now it's time to work together and clean up." <i>Have the children join you in cleaning up the room.</i></p> |
| Coloring Pages/ Take Home Sheets <i>in Appendix C</i> | <p><i>Give out the craft/take home sheet and any other papers from the session, as you dismiss children from class.</i></p> <p><i>(Reminder: The back side of the coloring page is the take home sheet for each lesson.)</i></p> |
| Bible Story to Take-Home <i>in Appendix C</i> | <p>You may also want to include a copy of the story along with the take home sheet. (However, each coloring sheet/take home sheet includes a note to parents telling where they can download the story from the Parent Resources section on the website.)</p> |

Bible Story for Big Question 8, Bible Truth 1 use with all THREE lessonsPlace
story in

take out

P.1**The Case of the Costly Children***Exodus 24, Jeremiah 25, Isaiah 9,42,43,49, Ezekiel 37, Daniel 9, Zechariah 8-14*

of BQB

Story-telling Tips

Ahead of time:

1. Read the Bible verses and story. Pray!
2. Choose story action cues and/or prepare storyboard figures, if using. (Included in Visual Aids book)
3. Practice telling story with the storyboard pictures, timing your presentation. Shorten, if necessary.

During your presentation:

1. Maintain as much eye contact as possible as you tell the story.
2. Put up storyboard figures/add story action cues as you tell the story. Allow the children to help you put them on the board, if desired.
3. Include the children in your story with a few questions about what they think will happen or words/concepts that might be new to them.
4. Watch the kids for signs that their attention span has been reached. Shorten, if necessary.

INTRODUCTION/ LISTENING ASSIGNMENTS

"Our story is called: The Case of the Costly Children. Here is your listening assignment..." *Read from Detective Dan's Listening Assignment signs, but questions are summarized below:*

Detective Dan's Lesson #1 Listening Assignment:

I need to find out:

1. **Whom did God adopt as His dearly-loved children?**
2. **What made adopting them so costly to God?**

Detective Dan's Lesson #2 Listening Assignment:**Our Bible Verse is 1 John 4:10, ESV**

"In this is love, not that we have loved God but that he loved us and sent his Son to be the propitiation for our sins."

I need to find out:

1. **Whom did God love before they loved Him?**
2. **Whose sins were forgiven by Jesus' sacrifice?**

Detective Dan's Lesson #3 Listening Assignment:

I found six clues, but only 4 of them are in the story.

They are: a big promise, the sun, a boat, a man named Jeremiah, soldiers, a cross.

Hold each of them up for the children to see as you identify them.

I need to figure out:

1. **Which four belong in the story and which two don't?**
2. **Who needed to confess their sins to God? Who needed to ask Him to be their Savior?**

Read the assignment questions, THEN SAY,

"Ok, Deep Down Detectives! Put on your best listening ears and see if you can hear the answers to Detective Dan's questions. When I finish telling the story, we will see if we can answer all the questions."

*Read the Bible Truth story, answer questions, present the gospel and lead in prayer.**Answers to questions; the gospel; and, ACTS prayer are included with the story text.*

Bible Story for Big Question 8, Bible Truth 1 use with all THREE lessons**P.2****The Case of the Costly Children** *Exodus 24, Jeremiah 25, Isaiah 9,42,43,49, Ezekiel 37, Daniel 9, Zechariah 8-14**Story with lines separating paragraphs (text in bold, optional interaction cues in italics)*

"The LORD gathered the people of Israel near big, Mt. Sinai and spoke to them: "I have loved you and rescued you from your enemies. I want to be your God. I want you to be my dearly loved people," He told them. "I want us to make a covenant together. I want to make big, big promises with you, sealed with blood. Promises that must be kept. "Do or die" promises," the LORD explained.

"I want to give you My big promise to always take care of you and give you many good things," the LORD told the people through Moses. "I want to give you homes in your own, very special land. A place where you can worship Me and live happily. I will get rid of all your enemies, so you don't have to worry about them again," the LORD told the people.

"But, I want you to make Me a big promise, too," the LORD told them. "A promise to love Me and keep all of My good laws," He said.

What would the people of Israel say? What would the people of Israel do? Did they want the LORD to be their God? Did they want Him to take care of them and give them all these good things? Did they want to be His dearly-loved people?

What do you think?

Yes, they did! They wanted the LORD to make His covenant with them. And they wanted these promises to be "Do or die" promises, sealed in blood. They wanted to make sure the LORD really kept His word and gave them all these good things He promised. What a wonderful life He was offering them!

Ahh, but there was also the OTHER question they had to ask themselves: did THEY want to make a covenant with the LORD? Did THEY want to promise to love Him and keep His good laws? Remember: their promises were covenant promises, too. They were also "Do or Die," sealed-with-blood promises which MUST be kept. Did they want to make that kind of promise to the LORD?

What do you think?

Yes, they did! The LORD loved them. His laws were good. Why would they NOT want to make this covenant promise with Him?! So they said to the LORD, "Yes, yes, yes! We will be Your dearly loved people! We will keep all of Your good laws. We will make a covenant with You—our "Do or Die" promise. We want You to be our God!" they told the LORD.

So, the LORD and the people made a covenant together. Moses built an altar at the base of the mountain and set up twelve, stone towers-- one for each of the twelve, family groups among the people. Twelve, young men brought twelve large, worship gifts to offer to the LORD. Everyone listened as Moses read the LORD's promises and laws to the people. Blood was sprinkled on the altar and on the people. "We will do everything the LORD has said. We will obey Him and keep the covenant... we will do or die," the people promised. The covenant was made. The LORD was their God, and they were His people.

The LORD kept all of His covenant with His people--every one of His big, "Do or Die" promises. He gave them a special land to live in. He gave them their own homes. He gave them fields full of good food and lots of children. He told them how to build a special worship place so they could meet with Him. And, He protected them from their enemies.

Story with lines separating paragraphs (text in bold, optional interaction cues in italics)

But what about the people of Israel? Did they keep the covenant promises they made to the LORD?

What do you think?

They did NOT! They did NOT love the LORD or keep His good laws as they promised. You see, it is one thing to MAKE a big promise to the LORD and another thing to KEEP it. The people WANTED to be God's dearly-loved people. They WANTED to love Him and obey Him. They WANTED Him to bless them with all the good things He promised to give them. But there was something that the people of Israel had in their hearts--that we have in our hearts, too—that was causing a big problem. Do you know what it was?

Can you guess?

It was sin. Yes, ever since Adam and Eve first disobeyed God in the Garden, there has been sin in everyone's heart. Sin that kept those people of Israel from obeying all of the LORD's good laws. Sin that kept them from worshipping and loving Him as they should. Sin that kept them from loving each other the way they should, too. And so, the people broke their covenant to the LORD –yes, that big "Do or Die" promise, over and over. And that meant the people no longer deserved to be the LORD's dearly-loved people and He should no longer be their God. What would the LORD do, now that the people had disobeyed?

What do you think He would do?

What would the LORD do? He did plenty! First, He warned them over and over to turn away from their sin. He sent godly men like Jeremiah to them, saying, "Remember your big promise to the LORD! He wants to be your God. He wants you to be His dearly-loved people. Turn away from disobeying His good laws. Turn back to worshipping and loving Him! If you do, He will forgive you. If you do not, then He will send punishments to help you turn back to Him," Jeremiah warned them.

Did the people of Israel listen to the LORD's warnings? Did they turn back to worship and love Him? Not really. So at last, the LORD sent punishments. He let their enemies come into their land and destroy their homes and worship place. He let them take the people of Israel far away and made them work very, very hard for them.

Boo, hoo! Boo, hoo! How sad the people of Israel were! They missed the good things that God had given them. They missed their homes. They missed the place where they worshipped the LORD. They did not like working for their enemies.

But most of all, they were sad that they had not kept their big promise to the LORD. They knew that they had not worshipped or loved Him as they promised they would. They knew that they had not loved others as they promised they would, either. They knew that they should not be His dearly-loved people anymore and He should not be their God. This is what they deserved for breaking their "Do or Die" promises with the LORD. They knew they had sin in their hearts; and at last, they began to turn away from their sins. But was it too late? Was this really the end of the LORD's love for His people?

What do you think?

No, it was not! Even though they should not be God's dearly loved people anymore, God kept on loving His sinful people.

Bible Story for Big Question 8, Bible Truth 1 use with all THREE lessons**P.4***Story with lines separating paragraphs (text in bold, optional interaction cues in italics)*

The LORD sent godly men like Daniel, Ezekiel and Zechariah to encourage the people with wonderful news: "You have broken your promises to the LORD, but He still loves you," they told the people. "Listen to the good plans He has for you: 'I have punished you so you would turn back to Me, but I won't keep on punishing you,' the LORD told them. 'On just the right day, your punishment will be over. I will free you from your enemies. You won't have to work for them anymore. You will get to go back to your homes in the special land. You can build a new place to worship Me. I will take care of you and give you good things,' the LORD promised them.

"But I have even better plans for you than freeing you from your enemies and bringing you back home," the LORD told them. "I'm going to make a NEW covenant with you. A new "Do or Die" promise sealed with new blood. I'm going to beat your even bigger enemy: the sin in your hearts that keeps you from loving and obeying Me!" He promised.

"Yes, I'm going to send you a Messiah, a Savior. He will be My Son. He is going to come to earth. He is going to take the punishment that all My people deserve for disobeying Me. It will be gone for good. His blood will take away their sins. His blood will seal this new "Do or Die" covenant. Then I will give My people new hearts filled with My Holy Spirit. Then all My people, from every place in the whole world, will be saved to know Me and love Me and obey Me. And one day, they will even live with Me, forever happy," the LORD promised. "This covenant will last forever."

What wonderful news this was! The people of Israel were so happy! They believed God's big promise to free them from their enemies. They believed His promise to send them back home to their special land.

And, they believed that one day God would send a Messiah, a Savior, to beat their biggest enemy of all: the sin in their hearts that kept them from loving and obeying Him.

The people waited and waited. They looked for the day God promised. And, at last, it came! They left working for their enemies and went back home to their special land. They built new homes, and they built a new place to worship God. Then they waited and waited some more. They waited for the day the Savior would come. And while they had to wait a very long time, at last, that day came, too.

Who was the Messiah, the Savior, God's Son? I bet you know His name?

Can you tell me?

It's Jesus! That's right. Jesus was born a baby in Bethlehem. He grew up, up, up until He was a man. And what a man Jesus was! He kept all of God's laws His whole life. He was perfect! And what did Jesus do with that perfect life? He did just exactly what God promised He would do. He saved all God's people when He took the punishment for their sins on the cross. With His own blood, Jesus sealed the new covenant that God was making with His people. A covenant that couldn't be broken EVER, because it was the blood of God's perfect Son, Himself, that was keeping the promises for God's people.

Yes, Jesus suffered and died on the cross that day. He was buried in a cave grave and watched over by guards. But that was not the end of the story, was it? What would happen on the third day?

Can you tell me?

On the third day, Jesus rose from the dead, never to die again. He had really done it! He had beaten sin and death for God's people, once and for all! How great is God's love for His people! Even though they do not love Him or obey Him as they should, He loved them more than they deserved. He loved them so much that He chose to send His Son, Jesus, to save them from their sins, so they could know Him in their hearts now, and one day, go to live with Him forever. We can be God's people, too, if we turn away from our sins and trust in Jesus as our Savior. Ask Him to help you. He loves to answer this prayer!

Cracking the Case: (story wrap-up for Listening Assignments)

It's time to see how we did with our Listening Assignment.

Detective Dan's Lesson 1 Listening Assignment:**1. Whom did God adopt as His dearly-loved children?**

All who would turn from their sins and trust in Jesus as their Savior. His promises began with the people of Israel, but have spread out to include people from the whole world.

2. What made adopting them so costly to God? God adopted them by paying for their sins, Himself, when Jesus suffered and died on the cross.

For You and Me:

We, too, can become God's dearly-loved, adopted children when we turn away from our sins and trust in Jesus as our Savior.

Detective Dan's Lesson 2 Listening Assignment:**Our Bible Verse is: 1 John 4:10, ESV**

"In this is love, not that we have loved God but that he loved us and sent his Son to be the propitiation for our sins."

1. Whom did God love before they loved Him? God loved all His people before they loved Him—the people of Israel, and all others who would turn to Him and trust in Jesus as their Savior.

2. Whose sins were forgiven by Jesus' sacrifice? All of God's people—all who would turn from their sins and trust in Jesus as their Savior.

For You and Me:

We, too, are sinners who have broken God's laws. We, too, deserve His punishment for our sins. But the good news is that we, too, can be forgiven our sins when we turn away from our sins and trust in Jesus as our Savior.

Detective Dan's Lesson 3 Listening Assignment:

Our six clues were: a big promise, the sun, a boat, a man named Jeremiah, soldiers, and a cross.

1. Which four belong in our story?

The big promise, the man named Jeremiah, the soldiers and the cross belong. The sun and the boat do not.

2. Who needed to confess their sins to God? Who needed to ask Him to be their Savior? The people of Israel.

For You and Me:

Like the people of Israel, we, too, are sinners who have broken God's laws. We, too, deserve His punishment for our sins. But the good news is that we, too, can be forgiven our sins when we turn away from our sins and trust in Jesus as our Savior.

The Gospel (story wrap-up if NOT using Listening Assignments)**Our Bible Truth is:**

**What Is God's Love for His People Like?
It's More than They Could Ever Deserve...
God Gave His Son, Jesus, to Save Them!**

Just like God's people from long ago, we do not love God or obey Him as we should. We deserve God's punishment, too, don't we? But the good news is that when we turn away from our sins and trust in Jesus as our Savior, He will save us, too! We will be His dearly-loved people—His adopted children. He will give us new hearts that want to love and obey Him. And one day, at just the right time, we will go to live with Him in heaven, forever happy!

Close in prayer.

Closing ACTS Prayer

- A** We praise You, God, for being so full of love for Your people. You were filled with love for them before they loved You or knew You!
- C** God, we should be filled with love for You and Your good ways, but so many times we are not. We need a Savior!
- T** Thank You for loving the world so much that You sent Jesus to be our Savior. Thank You for loving sinners, even before they loved You. Thank You for making the way for them to be saved through Jesus.
- S** God, God, work deep inside our hearts. Help us to turn away from our sins and trust in Jesus as our Savior. Give us new hearts full of love for You. Help us to become Your people.

In Jesus' name, we pray. Amen.

Go to Lesson Plan, p.9 for the script to the rest of the lesson.

Deep Down Discussion Sheet

use with all THREE lessons

Use with all
response activities
for deeper learning**P.1***Questions to aid discussion of the key concepts and for use in games*

Be familiar with these questions and answers. Look for opportunities to ask questions and discuss their answers, such as while the children work on their coloring pages, as part of their response games, or during play time. Remember: your goal isn't to ask all these questions or only talk to the children about these things. It is to be deliberate in having good conversations with them, however much or little you have.

| | |
|--|---|
| BIG QUESTION Meaning Discussion Questions | <p>What Is God's Love for His People Like? More than They Could Ever Deserve!</p> <p>God has a special people He loves. They come from all over the world. They've lived in every time --from long ago, all the way up to today. And there are millions and millions of them! There is nothing better than being one of God's special people! God has adopted them as His children. He promises to love and care for them always. He gives them special closeness with Him in their heart; and one day when they die, they will go to live with Him forever. God's people know His love for them is more than they could ever deserve. They know God didn't make them His special people because they were so good. They are sinners who have disobeyed His good laws, just like everyone else. God just loves them just because He loves them. God's love for His people is the biggest love there will ever be. It's so big that God sent His Son, Jesus, to suffer and die on the cross to pay for their sins. That was the only way they could become His people. You and I can become God's people when we turn away from our sins and trust in Jesus as our Savior.</p> <p><i>choose a few</i></p> <ol style="list-style-type: none"> 1. What is God's love for His people like? <i>More than they could ever deserve.</i> 2. Where are God's special people from? <i>From all over the world and from every time people have lived.</i> 3. What have God's special people said sorry to God about? <i>Their sins.</i> 4. Who have God's special people trusted in as their own Savior? <i>Jesus.</i> 5. How long does God promise to love His people? <i>Forever!</i> 6. What is better than being one of God's special people? <i>Nothing!</i> 7. Did God make them His special people because they were so good? <i>No. He loves them because He loves them.</i> 8. What must we do, if we are to be God's special people? <i>Turn away from our sins and trust in Jesus as our Savior.</i> |
| BIBLE TRUTH Meaning Discussion Questions | <p>It's More than They Could Ever Deserve...God Gave His Son, Jesus, to Save Them!</p> <p>All people have rebelled against God and have broken His laws. All have chosen to do things their own way, not God's way. Their hearts should be full of love for God; but instead, their hearts are dead and empty of love for God and His good ways. That's why all people deserve God's punishment for their sins. They deserve to be separated from Him forever. How sad! But God is so kind and merciful! He chose to save sinners, like you and me, even though we did not deserve it. Yes, God chose to love sinners, even though their hearts were so dead and empty of love for Him. And He didn't just love them a little bit. He loved them a lot! He loved them so much that He sent His Son, Jesus, to live and perfect life and give it up as the full payment for their sins when He suffered and died on the cross. On the third day, Jesus rose from the dead, proving He had really done it! He had redeemed sinners, so that they could become God's special people—His, dearly-loved, adopted children forever! We can be God's special people, too, if we turn away from our sins and trust in Jesus as our Savior. Hasn't God loved us so much through Jesus!</p> <ol style="list-style-type: none"> 1. Who has rebelled against God and broken His good laws? <i>All people have.</i> 2. Are the hearts of all people full of love for God or dead and empty of love for Him? <i>They are dead and empty of love for Him.</i> 3. Who deserves God's punishment for their sins? <i>All people.</i> 4. Did God love His special people even while their hearts were so dead and empty of love for Him? <i>Yes, He did.</i> 5. Who did God send to save His people? <i>Jesus!</i> 6. What must we do, if we are to be God's special people? <i>Turn away from our sins and trust in Jesus as our Savior.</i> |

Deep Down Discussion Sheet

use with all THREE lessons

P.2*Questions to aid discussion of the key concepts and for use in games*

| | |
|--|--|
| THE GOSPEL | What is God's good news for you and me? <i>The gospel! While we all disobey God and deserve His punishment, God sent His Son, Jesus, to live a perfect life and offer it on the cross as the complete payment for the sins of God's people. On Day 3, He rose from the dead in victory. Now all who turn away from our sins and trust in Jesus as our Savior can become God's people. They can know Him now in their hearts, and one day go to heaven to live with Him forever.</i> |
| BIBLE TRUTH BIBLE VERSE | "In this is love, not that we have loved God but that he loved us and sent his Son to be the propitiation for our sins." -- 1 John 4:10, ESV |
| Meaning | Learn a Little: "[God] sent his Son to be the propitiation for our sins." We are all sinners who have rebelled against God, yet God chose to love us, and to love us in the deepest way possible! He sent Jesus to save us. Yes, God sent His dearly-loved Son to earth to be the propitiation for our sins. He was the atoning sacrifice that would pay for our sins and satisfy God's judgment against us. Jesus would live a perfect life, then offer it up as the full payment that would bring the forgiveness we needed. And He chose to do this while we still were rebelling against Him! How wonderful is this free gift of God! How deep is His love! This atoning sacrifice is for us, too, when we turn away from our sins and trust in Jesus as our Savior. |
| Discussion Questions <i>choose a few</i> | <ol style="list-style-type: none"> 1. Who shows us what real love is? <i>God and the way He has loved us through Jesus.</i> 2. Why do none of us deserve God's love? <i>Because we are all sinners who have chosen to disobey Him.</i> 3. Who did God send to save us? <i>Jesus.</i> 4. What did Jesus do to save us? <i>He lived a perfect life and gave it up as the full payment for the sins of all who would ever turn from their sins and trust in Him as their Savior.</i> 5. What does it mean that Jesus was the atoning sacrifice for our sins? <i>God is holy and He hates sin. He hates OUR sin and we deserve His punishment. Our sins separate us from God. But Jesus took all of God's punishment for the sins of God's people when He suffered and died on the cross. His life brings God's people back into fellowship (special closeness) with Him. That is how they can be God's dearly-loved people.</i> 6. How can Jesus' sacrifice cover our sins and we become God's people? <i>When we turn away from our sins and trust in Jesus as our Savior.</i> |
| BIBLE STORY | The Case of the Costly Children |
| Discussion Questions <i>choose a few</i> | <ol style="list-style-type: none"> 1. Today we learned something about what God's love for His people are like. We learned that He sent Jesus to save them. Why do God's people need God to save them? <i>Because they were sinners who kept on disobeying Him and His good laws.</i> 2. What did the people of Israel promise God that they would do? <i>They would love God and obey His good laws.</i> 3. What did God promise to do for the people of Israel, if they loved Him and obeyed His good laws? <i>They would be His dearly-loved people. He would take care of them and give them good things. He would give them homes in a special place where they could worship Him and He would protect them from their enemies.</i> 4. Did the people of Israel love God and keep His good laws? <i>No. They did not.</i> 5. What did God do before He let the enemies come in and destroy their special place and make them work for them? <i>He warned them many times through people like Jeremiah.</i> 6. What were the people of Israel saddest about when they were taken away by their enemies? <i>That they had broken their big promise to God and that they didn't deserve to be His people anymore.</i> 7. What good news did Daniel, Ezekiel and Zechariah give the people of Israel? <i>That God still loved them. He punished them so they would turn back to love and obey Him. He would take them back to their special place to live. He would send Jesus to beat their biggest enemy--sin and death.</i> |

DEEP DOWN DETECTIVES

**Curriculum Resources
for Unit 8, Bible Truth 2:**



**What Is God's Love for
His People Like?
It's More than They Could
Ever Deserve...**

God Always Takes Care of Them!

Session Prep (especially good for newbies!)

Pray!



Pray for the Holy Spirit to be at work in your and the children's hearts.

Review



If new to the curriculum, look at the **Getting Started with Deep Down Detectives section of the Core Curriculum book.** (p.5) It will be especially helpful to read through the Deep Down Detectives section of **The Praise Factory Tour: Extended Version Book.** This is a visual way to understand what goes on in the classroom. (A pdf of the book is found in the samples section on the website.)

Look through and Learn the Lesson



Read over **lesson plan.** Practice any **songs or action rhymes** you are using. Choose/make up motions to go with these. Choose less with younger children and more with older preschoolers. **Practice the lesson with the visual aids** and using the Big Question Box/Briefcase.

Read and Rehearse the Bible Story with Pictures



Read the Bible story from the Bible. Read the curriculum version. Practice telling it with the storyboard pictures. (If you have not previously laminated the story pictures, do that now.) Or, rehearse it from the Simple Story Scenes, if you are using those.

Let There Be Music



Download the music and listen to the songs. Choose which of the songs you will use with the children. If using live musicians, make sure they have the sheet music (Appendix A, Core Curriculum book).

Put the Props in Place



1. Prepare your Visual Aids. Put the Big Question, Unit Bible Truths, Bible Truth, Bible Verse, and Listening Assignment signs, as well as the Bible Story script in one side of the Bible folder.
2. Get out your storyboard. If using Simple Story Scenes, put these in your Bible Folder. Or, if using the individual storyboard figures, put all background pictures in place (they have a BG by the number). Put the rest of the storyboard pictures (these have a SB by the number) in order of use in the other side of the Bible folder.
3. Put the DDD Bible Folder as well as the Big Question sign in the Big Question Box/Briefcase and shut it. If your box/briefcase has locks and you want to use the unlocking the box as part of your session, lock it now....but make sure you have the key or know the code first.
4. Prepare the music CD or sheet music or mp3 device for use in your session.

Set Out Free Play Activities



Choose and set up free time activities you will use with the children. Choose a variety of different activities that will be enjoyed by different types of children. Rotate the activities you provide to keep them interesting and fresh to your children. (Suggestions in Appendix D, Core Curriculum books.)

Prepare Any Activities



Choose which (if any) of the Bible Truth games and crafts activities you want to use in the session. Bear in mind your time frame as well as the developmental abilities and attention span of your children as you decide which/how many to prepare. **Look over the Discussion Sheet** and choose a few questions you might use to spark discussion with the children as they do their activities (especially good for ages 3's+). Pray for God to give you opportunities to talk about these things with the children.

Let Them Take It with Them



Make copies of the craft/take home sheets, if you are not already using them as one of your activities. You may also want to make copies of the story (see take-home version of each story included in Appendix C with the other take home resources) to have for parents to use with their children at home. There's a link on each craft/take home sheet to the story, if you don't make hard copies.

Store It



After your session is over, collect the resources and store them for future use. This curriculum can be used over and over for years to come.

Unit 8: The God Who Loves

UNIT OVERVIEW

God has a special people He loves. They come from all over the world. They've lived in every time --from long ago, all the way up to today. And there are millions and millions of them!

There is nothing better than being one of God's special people! God has adopted them as His children. He promises to love and care for them always. He gives them special closeness with Him in their heart; and one day when they die, they will go to live with Him forever.

God's people know His love for them is more than they could ever deserve. They know God didn't make them His special people because they were so good. They are sinners who have disobeyed His good laws, just like everyone else. God just loves them just because He loves them.

God's love for His people is the biggest love there will ever be. It's so big that God sent His Son, Jesus, to suffer and die on the cross to pay for their sins. That was the only way they could become His people. You and I can become God's people when we turn away from our sins and trust in Jesus as our Savior.

In this unit we will learn four truths about God's love.

UNIT BIBLE VERSE: 1 Chronicles 16:34, ESV

"Oh give thanks to the LORD, for he is good; for his steadfast love endures forever!"

BIG QUESTION UNDER INVESTIGATION: What Is God's Love for His People Like?

ANSWER: It's More than They Could Ever Deserve!

OPTIONAL Big Question 8 INTRODUCTION LESSON (Use Hide 'n' Seek Kids Unit 8 Material)

Story: The Case of the Eager Enemy's End *Acts 7-9*

Bible Verse: 1 Chronicles 16:34

BIBLE TRUTH 1: God Gave His Son, Jesus, to Save Them (3 Lessons Available)

Story: The Case of the Costly Children

Exodus 24, Jeremiah 25, Isaiah 9,42,43,49, Ezekiel 37, Daniel 9, Zechariah 8-14

Bible Verse: 1 John 4:10



BIBLE TRUTH 2: God Always Takes Care of Them (3 Lessons Available)

Story: The Case of the Woman Who Didn't See *Ruth*

Bible Verse: Psalm 23:1-3,6

BIBLE TRUTH 3: God Uses Their Sadnesses for Good (3 Lessons Available)

Story: The Case of the Sad Thing that Did Good *John 8-10*

Bible Verse: Romans 8:28-29

BIBLE TRUTH 4: God Will Never Stop Loving His People

(3 Lessons Available)

Story: The Case of the One Who Would Not Stop *1 & 2 Samuel, Psalm 16,23*

Bible Verse: Hosea 2:19

Deep Down Detectives ESV Songs & Track Numbers

This is a listing of all songs mentioned in the unit curriculum. You may or may not choose to use all of the songs. They are listed in easy-reference order--NOT in the order used in the curriculum.

You may choose to simply burn a CD/load them onto an mp3 device in this order. Or, you may want to do what we do: choose the songs we want to use and create a play list of them in that order. Then, we burn a CD/upload the play list onto an mp3 device. A teacher only has to click forward to the next song, instead of hunting for the right track. The track number have been included as part of the title of each song, so teachers will still have a reference to the track number listed in the curriculum (same as those listed below), even if you change the order on your customized play list.

SONGS USED EVERY UNIT OF THE CURRICULUM

- 1 The Classroom Song v.1
- 2 The Classroom Song v.2
- 3 The Classroom Song v.3
- 4 The Classroom Song v.4
- 5 Deep Down Detectives Theme Song
- 6 The Classroom Rules Song
- 7 Let's Pray Song
- 8 The Big Question Box Song
- 9 The Bible Chant Song
- 10 ACTS Prayer Song (Short Version)
- 11 ACTS Prayer Song (Full Version)

Why the Extra Songs?

Deep Down Detectives is a curriculum used by a wide age-span of kids. Sometimes one of the other songs is a better fit for your kids. Or, you may simply want to teach them more songs on the same Bible Truth. Use as many or as few as you want.

listen to or download songs for free at <https://praisefactory.org>: Deep Down Detectives Music page

UNIT 8: THE GOD WHO LOVES

- 12 Big Q & A 8 Song
- 13 Big Question 8 Song: What Is God's Love for His People Like?
- 14 Big Question 8 Bible Verse Song: Oh, Give Thanks 1 Chronicles 16:34 ESV (full version)
- 15 Big Question 8 Bible Verse Song: Oh, Give Thanks 1 Chronicles 16:34 ESV (short version)
- 16 *Extra Big Question 8 Bible Verse Song: Give Thanks 1 Chronicles 16:34 ESV (different version)*
- 17 *Extra Big Question 8 Bible Verse Song: The Steadfast Love of the Lord Lamentation 3:22,23, ESV*
- 18 Big Question 8 Hymn: And Can It Be, v.1 refrain
- 19 Big Question 8 Praise Song: God Is So Good

What Is God's Love for His People Like? It's More Than They Could Ever Deserve...

Bible Truth 1: God Gave His Son, Jesus, to Save Them

- 20 Bible Verse: This Is Love 1 John 4:10, ESV
- 21 *Extra Song: God's One, Big Plan*
- 22 *Extra Bible Verse: The LORD Is Good to All Psalm 145:9,13,15-16, ESV*
- 23 *Extra Bible Verse: For God So Loved the World John 3:16, ESV*

Bible Truth 2: God Always Takes Care of Them

- 24 Bible Verse: The LORD Is My Shepherd Psalm 23:1-6, ESV
- 25 *Extra Bible Verse: Who Shall Separate Us Romans 8:35, 37-39, ESV*
- 26 *Extra Bible Verse: If God Is for Us Romans 8:31-32,35,38-39, ESV (different version)*

Bible Truth 3: God Uses Their Sadnesses for Good

- 27 Bible Verse: And We Know Romans 8:28-29, ESV
- 28 *Extra Bible Verse: All Things Romans 8:28-29, ESV*

Bible Truth 4: God Will Never Stop Loving His People

- 29 Bible Verse: I Will Betroth You to Me Hosea 2:19, ESV
- 30 *Extra Bible Verse: Even to Your Old Age Isaiah 46:4,9,11, ESV*
- 31 *Extra Bible Verse: For He Chose Us Ephesians 1:4-5, HCSB*

Big Question 8, Bible Truth 2 Overview: Key Concepts

P.1

Unit 8: The God Who Loves

Unit Big Question (and Answer): What Is God's Love for His People Like?
It's More than They Could Ever Deserve!

Unit Bible Verse: "Oh give thanks to the LORD, for he is good; for his steadfast love endures forever!"
--1 Chronicles 16:34, ESV

Bible Truth 2 Concept: God Always Takes Care of His People

Everyone who turns away from their sins and trusts in Jesus as their Savior becomes one of God's people. And they don't just become one of His people! He makes them His adopted children! God becomes their Father in heaven. They are part of His family forever!

God is kind to give us a mother and father, and even sisters and brothers, in the families we are a part of, here on earth. What good gifts they are! They love us and care for us, the best they can. God helps them love us. But no matter how good and loving our parents might be here on earth, they will never love us or take care of us as well as God can. God is the best Father we can ever imagine. He is perfect! He is all-wise: He always knows what is best for His children. He is always faithful: He always gives them what He promises them. He's all-powerful: He can always give His children everything they need and so much more. He is all-loving: He only does what is good for them.

God's adopted children never need to worry. They know that God, their Father in heaven, is always with them, always taking care of them. We can become one of God's children, too, when we turn away from our sins and trust in Jesus as our Savior. God loves to help us become His children!

Bible Truth 2 Bible Verse: Psalm 23:1-3,6

"The LORD is my shepherd; I shall not want. He makes me lie down in green pastures. He leads me beside still waters. He restores my soul. He leads me in paths of righteousness for his name's sake... Surely goodness and mercy shall follow me all the days of my life, and I shall dwell in the house of the LORD forever."

Learn a Little: "The LORD is my shepherd, I shall not want."

Meaning

These verses remind us that God loves His people and cares for their needs completely, just like a good shepherd loves and takes care of his sheep. That's what it means to not be in want. We can become God's people when we turn away from our sins and trust in Jesus as our Savior.

Bible Truth 2 ACTS Prayer

- A** We praise You, God, for being so full of love for Your people. You are their heavenly Father. You care for all of their needs in the way that You know is best.
- C** God, You promise to take care of those who put their trust in Jesus, but many times we doubt Your promises. Please forgive us! We need a Savior!
- T** Thank You, God, for loving the world so much that You sent Jesus to be our Savior. Thank You for being so faithful and good to those who trust in You. Thank You for taking care of all their needs in the way You know is best for them. What a wonderful thing it is to get to be Your adopted child!
- S** God, work deep inside our hearts. Help us to turn away from our sins and trust in Jesus as our Savior. Fill our hearts with love for You. Take care of us and help us to trust in You. Be our heavenly Father. Make us Your adopted children. In Jesus' name, we pray, Amen.

Bible Truth 2 Story

The Case of the Woman Who Didn't See *The Book of Ruth*

Big Question 8, Bible Truth 2 Overview: Key Concepts**p.2****Songs Used in Bible Truth 2**

Big Q & A 8 Song

Big Question 8 Song: What Is God's Love for His People Like?

Big Question 8 Bible Verse Song: O, Give Thanks 1 Chronicles 16:34 ESV

Extra Big Question 8 Bible Verse Song: Give Thanks 1 Chronicles 16:34 ESV

Extra Big Question 8 Bible Verse Song: The Steadfast Love of the Lord Lamentation 3:22,23, ESV

Big Question 8 Hymn: And Can It Be, v.1 refrain

Big Question 8 Praise Song: God Is So Good

Bible Truth 2 Bible Verse: The LORD Is My Shepherd Psalm 23:1-6, ESV

Extra Bible Truth 2 Bible Verse: Who Shall Separate Us Romans 8:35, 37-39, ESV

Extra Bible Truth 2 Bible Verse: If God Is for Us Romans 8:31-32,35,38-39, ESV

listen to or download songs for free at <https://praisefactory.org>: Deep Down Detectives Music page

1. GETTING STARTED

= follow the stars for a short & simple lesson plan

| | | |
|--|--|--|
| Intake Activity Ideas | Choose one of these open-ended activities to include children as they join the class: | |
| Free Play Time <i>suggestions in Appendix D</i> | Offer your own or some of the easy-to-make, free play activities suggested in Appendix D. | |
| OR Sing-along Music Time <i>lyrics and sheet music, Appendix A</i> | Music from Deep Down Detectives (DDD) ESV Songs 8: Big Q & A 8 Song <i>DDD ESV Songs 8, track 12</i> Big Question 8 Song <i>DDD ESV Songs 8, track 13</i> Big Question 8 (Unit) Bible Verse Song: Oh, Give Thanks 1 Chronicles 16:34 ESV (full version) <i>DDD ESV Songs 8, track 14</i> Big Question 8 (Unit) Bible Verse Song: Oh, Give Thanks 1 Chronicles 16:34 ESV (short version) <i>DDD ESV Songs 8, track 15</i> Extra Big Question 8 (Unit) Bible Verse Song: Give Thanks 1 Chronicles 16:34 ESV <i>DDD ESV Songs 8, track 16</i> Extra Big Question 8 (Unit) Bible Verse Song: The Steadfast Love of the Lord Lamentation 3:22,23, ESV <i>DDD ESV Songs 8, track 17</i> Big Question 8 Hymn: And Can It Be, v.1 Refrain <i>DDD ESV Songs 8, track 18</i> Big Question 8 Praise Song: God Is So Good <i>DDD ESV Songs 8, track 19</i> Bible Truth 2 Bible Verse Song: The LORD Is My Shepherd Psalm 23:1-6, ESV <i>DDD ESV Songs 8, track 24</i> Bible Truth 2 Extra Bible Verse Song: Who Shall Separate Us Romans 8:35, 37-39, ESV <i>DDD ESV Songs 8, track 25</i> Bible Truth 2 Extra Bible Verse Song: If God Is for Us Romans 8:31-32,35,38-39, ESV <i>DDD ESV Songs 8, track 26</i> | |
| | <i>Add more fun to Sing-along Music Time by adding a Music, Movement & Memory Activity. These activities are listed on p.10 of this lesson plan with the Response Activities. Instructions found in Appendix B.</i> | |
| OR Bible Verse Memory Game <i>instructions found in Appendix B</i> | Lesson 1 Game: Animal Cube Lesson 2 Game: Fill'er Up Lesson 3 Game: Lily Pad Jump <i>These activities are also included on p.10 of this lesson plan with the Response Activities.</i> | |
| 2. OPENING CIRCLE TIME (introduce the Bible Truth and tell the related Bible story) | | |
| Gathering the Children <i>lyrics and sheet music, Appendix A</i> | Sing verse 1 of <i>The Classroom Song</i> to gather the children for Circle Time. The Classroom Song, verse 1 <i>DDD ESV Songs 8, track 1</i> Let's gather together to worship God, Let's gather together to worship God, Let's gather together to worship God, Come gather here with me! | |
| Welcome to Deep Down Detectives | "Welcome to Deep Down Detectives. We're so glad you've joined us! Detectives are people who look for answers to questions. In Deep Down Detectives, we look for answers to big questions about God. We dig deep down in the truths of God's Word to find them." | |

Lesson Plan: Big Question 8, Bible Truth 2

use with all THREE lessons

p.2**2. OPENING CIRCLE TIME, continued**

= follow the stars for a short & simple lesson plan

| | |
|--|---|
| <p>Deep Down Detectives Theme Song</p> <p><i>lyrics and sheet music, Appendix A</i></p> | <p>"Let's sing our Deep Down Detectives Theme Song."</p> <p> Deep Down Detectives Theme Song DDD ESV Songs 8, track 5</p> <p>We're Deep Down Detectives, diggin' deep in God's Word, For truths about God and His plans for this world, We're seeking to love Him, with all of our heart, We're Deep Down Detectives! Come on! Let's start!</p> |
| <p>Classroom Rules Song</p> <p><i>lyrics and sheet music, Appendix A</i></p> | <p>There are two very important things that Deep Down Detectives do together: we worship God and we love one another. Our Classroom Rules Song reminds us how we should act. Let's sing it."</p> <p>Classroom Rules Song DDD ESV Songs 8, track 6</p> <p>Shh, be quiet while someone is talking, Raise your hand, if you have something to say, Don't touch your friend, sitting beside you, Obey your teachers, Be kind as you play. These are our classroom rules, These are our classroom rules, They help us worship God and love one another, These are our classroom rules.</p> |
| <p>Opening Prayer Time</p> <p><i>lyrics and sheet music, Appendix A</i></p> | <p>"Children, we need God's help to keep these rules. Let's ask Him to help us right now. Let's get ready and pray."</p> <p>Let's Pray DDD ESV Songs 8, track 7</p> <p>1-2-3! Fold your hands, Bow your head, Close your eyes. Let's pray! <i>(repeat)</i></p> <p>"Let's pray:"</p> <p> Opening Prayer</p> <p>Dear Lord, We're so glad to get to gather together to worship You! Please help us keep the classroom rules. Please help us to love You and learn about You today. In Jesus' name, we pray. Amen.</p> |

Lesson Plan: Big Question 8, Bible Truth 2

use with all THREE lessons

p.3**2. OPENING CIRCLE TIME, continued**

= follow the stars for a short & simple lesson plan

Reveal the Big Question**Introduce the Big Question Box/Briefcase**

lyrics and sheet music,
Appendix A

"Detectives INVESTIGATE things. That means they ask questions and look for answers. Deep Down Detectives investigate big questions about God. The Big Question we are investigating today is right inside our Big Question Box/Briefcase.

The Big Question Box Song

DDD ESV Songs 8, track 8

We've got a big box,
All closed up and locked,
Filled with the truths of God's Word.

We've got a brief case,
There's no time to waste,
Come on, kids, let's open it up!

The Big Question under Investigation

VISUAL take out
AID



of BQB

Big Question &
Answer Sign, front side

*found in the DDD Unit 8
Visual Aids, ESV Book

Ok, who would like to open for me and pull out the Big Question?"

Choose a child to open the box/briefcase, take out the Big Question and hand it to you, then hold up the Big Question sign for all the children to see, and say:



The Big Question we are investigating today is Big Question Number 8:

What Is God's Love for His People Like?

and the Answer is:

It's More than They Could Ever Deserve!

Big Question Meaning

God has a special people He loves. They come from all over the world. They've lived in every time --from long ago, all the way up to today. And there are millions and millions of them!

There is nothing better than being one of God's special people! God has adopted them as His children. He promises to love and care for them always. He gives them special closeness with Him in their heart; and one day when they die, they will go to live with Him forever.

God's people know His love for them is more than they could ever deserve. They know God didn't make them His special people because they were so good. They are sinners who have disobeyed His good laws, just like everyone else. God just loves them just because He loves them.

God's love for His people is the biggest love there will ever be. It's so big that God sent His Son, Jesus, to suffer and die on the cross to pay for their sins. That was the only way they could become His people. You and I can become God's people when we turn away from our sins and trust in Jesus as our Savior.

Big Question Songs

"Let's sing our Big Question Song:

Big Q & A 8 Song

DDD ESV Songs 8, track 12

(adapted version of "Baa, Baa, Black Sheep")

Big Q & A 8 Song

lyrics and sheet music,
Appendix A

What is God's love for His people like?
More than they could ever deserve.
What is God's love for His people like?
More than they could ever deserve.
What is God's love for His people like?
More than they could ever deserve.

2. OPENING CIRCLE TIME, continued

= follow the stars for a short & simple lesson plan

**Learning about
the Big Question
(use one or both)***Repeat the Big Question and Answer again:***"What Is God's Love for His People Like? More than They Could Ever Deserve!"***Say: "Hmmm, I wonder what that means... Let's do our action rhyme/sing our song that explains it."**Then do the action rhyme or sing the song using any of the optional motions suggested, if desired.***Big Question
Action Rhyme****Big Question 8 Action Rhyme**

God has a special people,
A special, special people,
God has a special people...
...from ev-ry-where!
And you can be His, too!

God loves His special people
His special, special people,
God loves His special people...
...forever and ever!!
And you can be His, too!

(POSSIBLE ACTIONS)*Stretch your hands out wide to include every place**Point to someone else**Place your hand on your heart**Point to someone else***Big Question
(Action Rhyme)
Song***lyrics and sheet music,
Appendix A***Big Question 8 (Action Rhyme) Song**

What is God's love for His people like?
What is God's love for His people like?
What is God's love for His people like?
It's more than they could ever deserve.

Verse 1

God loves His people from all places,
from all times, with ev'ry kind of faces.
God loves His people from ev'ry nation,
And He loves them all through Jesus Christ

Refrain

God's love for His people is
more than they could ever deserve.
God's love for His people is
more than they could ever deserve.

Verse 2

God loved His people before the beginning,
Even before they were repenting and believing,
God loved His people from ev'ry nation,
And He loved them all through Jesus Christ. *Refrain*

Verse 3

God loved His people, He sent Jesus,
To save them, so forever they would be His,
God loves His people from ev'ry nation,
And He always will through Jesus Christ. *Refrain*

*DDD ESV Songs 8, track 13***(POSSIBLE ACTIONS)***Place hand over your heart**Touch your face**Place hand over your heart**Stretch your hands out wide to include people from every nation**Make cross with your index fingers*

Lesson Plan: Big Question 8, Bible Truth 2

use with all THREE lessons

p.5**2. OPENING CIRCLE TIME, continued**

= follow the stars for a short & simple lesson plan

Learning the Bible Truth

VISUAL take out

AID

#2

of BQB

VISUAL AID

All the Bible Truths Sign

★ "It's More than They Could Ever Deserve" is a good beginning, but there's so more to learn. So it's time for us to dig down even deeper for more answers to our Big Question about God. We're going to be learning **FOUR** Bible truths that all tell us more about God's love for His people.

Who would like to hand me the picture with our four Bible truths on it? It's in the Big Question Box/Briefcase." *Choose a child to get it and hand it to you, then hold it up and show them the pictures of the four truths they will be learning.*

Bible Truth Clue

VISUAL take out

AID

#3

of BQB

Bible Truth Clue Sign,

front side

VISUAL AID

After everyone has had a good look, say...

"Ok, we've learned one truth about God's love for His people. It's this one: "God Gave His Son, Jesus, to Save Them." (point to pictures as you identify each Bible Truth). Now let's look at our Bible Truth Clue sign and see if we can figure out which of these four truths we will be learning about today. Who would like to get it out of the Big Question Briefcase for me?"

Choose a child to open the briefcase, take out the Bible Truth Clue sign and hand it to you. Hold up the front side for the children to see. Cover up the answer, written along the bottom, and say:

**"What Is God's Love for His People Like?
It's More than They Could Ever Deserve...
God ???? Takes Care of Them!"**

Hint

We're missing one word. Here's the hint to what the missing word is. It says: "This word means doing something over and over and never stopping. It starts with the letter "A" and it rhymes with "Sundays."

Can you guess? It's "Always."

So the Bible Truth we are learning today is:

(uncover answer from bottom of sign, show it to them and say:)

★ **"What Is God's Love for His People Like?
It's More than They Could Ever Deserve...
God Always Takes Care of Them!"**

Bible Truth Meaning

★ And here is what this Bible Truth means: *(read the meaning off of the back of the sign, say:)* Everyone who turns away from their sins and trusts in Jesus as their Savior becomes one of God's people. And they don't just become one of His people! He makes them His adopted children! God becomes their Father in heaven. They are part of His family forever!

God is kind to give us a mother and father, and even sisters and brothers, in the families we are a part of, here on earth. What good gifts they are! They love us and care for us, the best they can. God helps them love us.

But no matter how good and loving our parents might be here on earth, they will never love us or take care of us as well as God can. God is the best Father we can ever imagine. He is perfect! He is all-wise: He always knows what is best for His children. He is always faithful: He always gives them what He promises them. He's all-powerful: He can always give His children everything they need and so much more. He is all-loving: He only does what is good for them.

God's adopted children never need to worry. They know that God, their Father in heaven, is always with them, always taking care of them. We can become one of God's children, too, when we turn away from our sins and trust in Jesus as our Savior. God loves to help us become His children!

Lesson Plan: Big Question 8, Bible Truth 2 use with all THREE lessons

p.6

2. OPENING CIRCLE TIME, continued

= follow the stars for a short & simple lesson plan

Learning the Bible Verse**The Bible Chant Song**lyrics and sheet music,
Appendix A

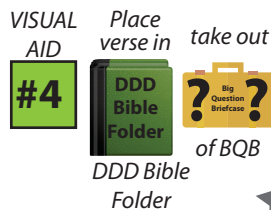
"And how do I know this is true? God tells me so in His special book, the Bible."

Say or sing the Bible Chant Song.

The Bible Chant Song

DDD ESV Songs 8, track 9

The Bible, the Bible,
Let's get out the Bible.
Let's hear what God has to say.
The Bible, the Bible,
God's given us the Bible.
It's His Word for us to learn and obey! Yay!

Bible VerseDDD 8.2 Bible Verse-front
side (in the DDD Bible folder)*found in the DDD Unit 8
Visual Aids, ESV Book

"Who would like to get our Bible folder out of the Big Question Briefcase for me?"

Choose a child to open the briefcase, take out the "Bible" folder and hand it to you. Remove the Bible Verse Picture from the "Bible" folder and hold it up for all the children to see, then say:

Psalm 23:1-3,6 tells us:

★ **Psalm 23:1-3,6**

"The LORD is my shepherd; I shall not want. He makes me lie down in green pastures. He leads me beside still waters. He restores my soul. He leads me in paths of righteousness for his name's sake... Surely goodness and mercy shall follow me all the days of my life, and I shall dwell in the house of the LORD forever."

Learn a Little: "The LORD is my shepherd, I shall not want."**Bible Verse Meaning**★ **What does that mean?**

These verses remind us that God loves His people and cares for their needs completely, just like a good shepherd loves and takes care of his sheep. That's what it means to not be in want. We can become God's people when we turn away from our sins and trust in Jesus as our Savior.

2. OPENING CIRCLE TIME, continued

= follow the stars for a short & simple lesson plan

**Bible Verse
Song***lyrics and sheet music,
Appendix A**You might also enjoy:**Who Shall Separate Us
Romans 8:35, 37-39, ESV
DDD ESV Songs 8,
track 25;**If God Is for Us
Romans 8:31-32,35,
38-39, ESV
DDD ESV Songs 8,
track 26*

We've said our Bible verse, now let's sing it!

The LORD Is My Shepherd: Psalm 23, ESV*DDD ESV Songs 8, track 24*

The LORD is my shepherd, I shall not want.
 He makes me lie down in green pastures,
 He leads me beside quiet waters, He restores my soul,
 He leads me in paths of righteousness for His name's sake.
 Even though I walk through the valley of death,
 I will fear no evil,

Why? For You are with me.
 Your rod and Your staff, they comfort me.




You prepare a table before me,
 in the presence of my enemies,
 You anoint my head with oil; my cup overflows.
 Surely goodness and mercy will follow me,
 All of the days of my life,
 And I will dwell in the house of the LORD,
 forever and ever and ever.
 Psalm Twenty-three.

Lesson Plan: Big Question 8, Bible Truth 2

use with all THREE lessons

p.8**2. OPENING CIRCLE TIME, continued**

= follow the stars for a short & simple lesson plan

| | |
|--|--|
| Getting into the Case | <p>"Now it's time to do a bit more deep down investigating. Let's see what Detective Dan wants us to help him figure out. Would someone like to get it out for me?"</p> |
| Listening Assignments <div> <div>Place in</div> <div>take out</div> <div>   </div> <div>of BQB</div> </div> | <p>NOTE: Listening assignments are most suitable for ages 3+. Skip straight to the Bible story (see bottom of this page), if working with 2 year olds.</p> <p>"Let's open up our listening assignment and see what we are supposed to figure out today.</p> <p><i>Choose a child to take out the Listening Assignment (from the DDD Bible Folder) and hand it to you. Read Detective Dan's letter to the children that includes the listening assignment. The listening assignments are summarized below:</i></p> |
| <div> <div>VISUAL AID</div> <div>#5</div> <div>DDD Unit 8 Visual Aids, ESV</div> </div> | <p>Detective Dan's Lesson #1 Listening Assignment:</p> <p>I need to know:</p> <ol style="list-style-type: none"> 1. Why was Naomi so sad? 2. What about God did she not see? |
| <div> <div>VISUAL AID</div> <div>#6</div> <div>DDD Unit 8 Visual Aids, ESV</div> </div> | <p>Detective Dan's Lesson #2 Listening Assignment:</p> <p>Our Bible Verse is Psalm 23:1-3,6, ESV:</p> <p>"The LORD is my shepherd; I shall not want. He makes me lie down in green pastures. He leads me beside still waters. He restores my soul. He leads me in paths of righteousness for his name's sake... Surely goodness and mercy shall follow me all the days of my life, and I shall dwell in the house of the LORD forever."</p> <p>I need to know:</p> <ol style="list-style-type: none"> 1. Who did the LORD take care of and make sure she was not in want? 2. How did the LORD show His goodness and love to her? |
| <div> <div>VISUAL AID</div> <div>#7A,B,C</div> <div> <i>*Listening Assignment #3 includes the Assignment Sheet, plus 6 clue pictures*</i> DDD Unit 8 Visual Aids, ESV </div> </div> | <p>Detective Dan's Lesson #3 Listening Assignment:</p> <p>I found six clues, but two of them are NOT in the story. They are: a banana, a woman named Ruth, a phone, barley, a baby, and a dead man. <i>Hold each of them up for the children to see as you identify them.</i></p> <p>I need to know:</p> <ol style="list-style-type: none"> 1. Which four belong in the story and which two don't? 2. What were some of the many things Naomi had to thank the LORD for? |
| <p>Tell the Bible Story</p> <div> <div>Place story & pics in</div> <div>take out</div> <div>   </div> <div>of BQB</div> </div> <p>DDD Unit 8 Visual Aids, ESV</p> <p>Story text included in this book right after this lesson plan and in Visual Aids book</p> | <p>★ Then say, "Ok, Deep Down Detectives! Put on your best listening ears and see if you can hear the answers to Detective Dan's questions. When I finish telling the story, we will see if we can answer all the questions."</p> <p>★ Bible Story: The Case of the Woman Who Didn't See <i>The Book of Ruth</i></p> <p><i>Read the Bible Truth story, putting up the storyboard pictures/Story Scenes as you tell it. Then have the children answer the listening assignment, present the gospel and lead in prayer.</i></p> <p><i>*Answers to questions, the gospel and ACTS prayer are included with the story text.*</i></p> |

Lesson Plan: Big Question 8, Bible Truth 2

use with all THREE lessons

p.9**2. OPENING CIRCLE TIME, continued**

= follow the stars for a short & simple lesson plan

| | |
|--|--|
| <p>Story Response Song(s)</p> <p>Hymn</p> <p><i>lyrics and sheet music, Appendix A</i></p> | <p><i>As attention span and time allow, you might want to end with one of the following songs which also tie in with the unit. If desired, use the Music and Movement activity ideas while singing (listed with the Response Activities).</i></p> <p>And Can It Be <i>DDD ESV Songs 8, track 18</i></p> <p>Refrain</p> <p>Amazing love, how can it be? That thou, my God, should die for me? Amazing love, how can it be? That thou, my God, should die for me?</p> <p>Tie-in: "God's love is amazing! How He loves His people! They deserved the full punishment for their sins. They deserved to die and be separated from God forever. But Jesus came to die for the sins of all who would ever turn from their sins and trust in Him as their Savior. He died in their place. He took their sins, so that they could be forgiven and live as God's people forever. When we turn from our sins and trust in Jesus as our Savior, then His death pays for our sins, too. We, too, can know God now in our hearts; and one day, go to live with Him forever."</p> |
| <p>Praise Song</p> <p><i>lyrics and sheet music, Appendix A</i></p> | <p>Praise Song: God Is So Good <i>DDD ESV Songs 8, track 19</i></p> <p>God is so good (powerful, holy), God is so good (powerful, holy), God is so good (powerful, holy), He's so good (powerful, holy) to me.</p> <p>Tie-in: "Children, God is so good to us, sinful humans! That He would love us and send His Son, Jesus, to die for them. Let's sing of how good He is and how loving He is!"</p> |

3. TAKING ACTION: Response Activities *(choose from among these activities)*


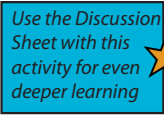

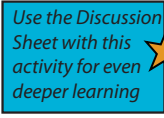

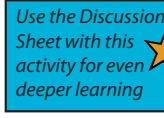


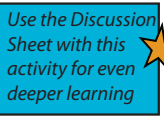

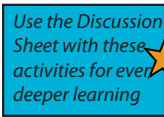

| | |
|--|---|
| <p>Transition to Activities</p> | <p> Well, Deep Down Detectives, you've done a great job diggin' deep down for answers in the truths of God's Word. Now it's time to enjoy some activities."</p> <p><i>Tell children what activity/s you are providing for them: either free play or some of the response activities listed below. When you are ready to dismiss them, use this song to help the children transition in an orderly fashion to their next activity.</i></p> |
| <p>Classroom Song, verse 2</p> <p><i>lyrics and sheet music, Appendix A</i></p> | <p>"Children, let's sing our Time to Play Song. When we are finished you may get up and walk over to our next activity."</p> <p>Classroom Song, verse 2 <i>DDD ESV Songs 8, track 2</i></p> <p>We've gathered together to worship God, We've gathered together to worship God, And now it's time to play.</p> <p><i>Dismiss the children to whatever activities you have prepared for them to do.</i></p> |

Lesson Plan: Big Question 8, Bible Truth 2

use with all THREE lessons

p.10**3. TAKING ACTION: Response Activities** (choose from among these activities)

= short & simple lesson plan

| | |
|--|--|
| Response Activities | Choose one or more activities appropriate for your children, based on classroom time and developmental needs. Add the Discussion Sheet to any activity for deeper learning.  |
| Bible Verse Memory Game <i>game directions, Appendix B</i> | <p>Though listed with the opening activities, you may choose to use this Bible verse game here instead (or as a repeat).</p> <ul style="list-style-type: none"> Lesson 1 Game: Animal Cube Lesson 2 Game: Fill'er Up Lesson 3 Game: Lily Pad Jump <div>   </div> <p>Discussion Questions</p> |
| Music, Movement & Memory Activity <i>game directions, Appendix B</i> | <p>A music activity that uses the songs from the Bible Truth and Big Question unit.</p> <ul style="list-style-type: none"> DDD Songs for this Bible Truth, plus: Lesson 1 Activity: Sing, Dance and Fall Down Lesson 2 Activity: Bottle Shakers Lesson 3 Activity: March 'n' Say <div>   </div> <p>Discussion Questions</p> |
| Bible Story Review Game <i>game directions, Appendix B</i> | <p>A game that uses the storyboard pictures from the story to review the story.</p> <ul style="list-style-type: none"> Lesson 1 Game: Deep Down Detectives Clue Hunt Lesson 2 Game: Run to the Grocery Store Lesson 3 Game: Who's in the Basket? <div>   </div> <p>Discussion Questions</p> |
| Coloring Pages/ Take Home Sheets <i>in Appendix C</i>  | <p>A coloring page related to the lesson assignment question is provided for each lesson. On the back of each are the key concepts, a few questions and a song for parents to use with their children.</p> <p>NOTE: Upgrade your coloring sheet to a more interesting craft by offering simple embellishments, such as jiggly eyes, craft sand, glitter, glitter glue, colored paper dots (made with a hole punch), fabric scraps, etc. Make cut-to-size glued-on clothes, hair, etc for characters by using a copy of the coloring sheet, cutting out the selected portions and making them the patterns for whatever you want to cut out of fabric, paper, foil, etc.</p> <ul style="list-style-type: none"> Lesson 1 Coloring Sheet Emphasis: Bible Truth Lesson 2 Coloring Sheet Emphasis: Bible Verse Lesson 3 Coloring Sheet Emphasis: ACTS Prayer <div>   </div> <p>Discussion Questions</p> |
| Extra Crafts: Big Question Craft <i>in Appendix C</i> Bible Verse Craft <i>in Appendix C</i> Bible Story Puzzle <i>in Appendix C</i> | <p>These crafts are slightly more complex than the coloring/take home sheets:</p> <p>The Bible Concept Go-and-Tell Craft is a craft that summarizes the Bible concept and includes the Bible verse is included for those desiring more than a coloring sheet. This more complex craft will involve gluing, sticking, etc. Can be used at any time.</p> <p>The Bible Story Coloring Sheet provides a tie in between the Bible story and the Bible truth they are learning.</p> <p>The Storyboard Picture Placement Page has been made into a puzzle that can be cut out and re-assembled by the children. This provides a nice summary of the story.</p> <div>   </div> <p>Discussion Questions</p> |
| Free Play Activities <i>ideas in Appendix D</i> | <p>Offer your own or some of the easy-to-make, free play activities suggested in Appendix D.</p> |

Lesson Plan: Big Question 8, Bible Truth 2

use with all THREE lessons

p.11**4. CLOSING CIRCLE TIME** *(End-of-session activities for the last 5-10 minutes of class time)*

= short & simple lesson plan

| | |
|---|--|
| <p>Transition to Closing Circle</p> <p>Classroom Song, verse 3</p> <p><i>lyrics and sheet music, Appendix A</i></p> | <p>Use this song to help the children transition in an orderly fashion. Start singing this song and ask the children to gather with you for Closing Circle Time.</p> <p>Classroom Song, verse 3 DDD ESV Songs 8, track 3</p> <p>It's time to get ready to go and tell, It's time to get ready to go and tell, Come gather here with me.</p> |
| <p>Closing Circle Time</p> <p>Classroom Song, verse 4</p> <p><i>lyrics and sheet music, Appendix A</i></p> | <p>When children are settled in the circle, say: "It's almost time for your parents to come pick you up. And do you know what that means? It means.... (draw this out to build anticipation and excitement)...that it's almost time to go home and....it's almost time to...Go and Tell! We have learned some big news about God today. God wants us to take and tell it to the whole world!"</p> <p>Classroom Song, verse 4 DDD ESV Songs 8, track 4</p> <p>So what's our big news to go and tell, So what's our big news to go and tell, Can you tell me now?</p> |
| <p>Big News to Tell</p> <p>Big Question 8</p> <p><i>VISUAL AID</i></p> <p>#1</p> <p><i>*found in the DDD Unit 8 Visual Aids, ESV Book lyrics and sheet music, Appendix A</i></p> <p>Big Question 8, Bible Truth 2</p> <p><i>VISUAL AID</i></p> <p>#3</p> | <p>"Let's see....there's so much big news to tell! There's so much we've learned!</p> <p>First of all, can you tell me the answer to our Big Question: "What Is God's Love for His People Like?" Hold up the Bible Truth Clue Picture.</p> <p>Say the answer with me: "It's More than They Could Ever Deserve!"</p> <p><i>(If desired, you can sing one/both of the Big Question songs.)</i> DDD ESV Songs 8, tracks 12,13</p> <p>And what's one way He does this? What did we learn? Point to the picture.</p> <p>God Always Takes Care of Them!</p> <p>"And how do I know this is true? Can you tell me? Say it with me: "The Bible tells me so!" That's right!</p> |
| <p>Big Question 8, Bible Truth 2 Bible Verse</p> <p><i>VISUAL AID</i></p> <p>#4</p> <p><i>*found in the DDD Unit 8 Visual Aids, ESV Book lyrics and sheet music, Appendix A</i></p> | <p>We learned: Our Bible Verse is Psalm 23:1-3,6, ESV: "The LORD is my shepherd; I shall not want. He makes me lie down in green pastures. He leads me beside still waters. He restores my soul. He leads me in paths of righteousness for his name's sake...Surely goodness and mercy shall follow me all the days of my life, and I shall dwell in the house of the LORD forever."</p> <p>Learn a Little: "The LORD is my shepherd, I shall not want."</p> <p>What This Means: These verses remind us that God loves His people and cares for their needs completely, just like a good shepherd loves and takes care of his sheep. That's what it means to not be in want. We can become God's people when we turn away from our sins and trust in Jesus as our Savior.</p> <p><i>(If desired, you can sing the Bible verse song.)</i> DDD ESV Songs 8, track 24</p> |

Lesson Plan: Big Question 8, Bible Truth 2

use with all THREE lessons

p.12**4. CLOSING CIRCLE TIME, continued**

= follow the stars for a short & simple lesson plan

| | |
|--|---|
| Closing ACTS Prayer Time ACTS Prayer Chant <i>lyrics and sheet music, Appendix A</i> | <p><i>Let's ask God to help us to remember this and even tell others this good news. Let's get ready and pray our ACTS prayer.</i></p> <p><i>And what does ACTS mean? Let's sing/say our ACTS Prayer Chant!</i></p> <p>ACTS Prayer Chant Song <i>DDD ESV Songs 8, tracks 10,11</i></p> <p>A, Adoration, God, we praise You! C, Confession, Forgive us our sins. T, Thanksgiving, Thank You for Jesus, S, Supplication, Help us to live like Him.</p> <p style="text-align: right;">That's the ACTS prayer, my friend, Bow your head, Close your eyes, Shhh, Let's begin.</p> |
| Closing ACTS Prayer | <p>"Let's pray!"</p> <p><i>Lead the children in the ACTS prayer for this Bible Truth.</i></p> <p>A We praise You, God, for being so full of love for Your people. You are their heavenly Father. You care for all of their needs in the way that You know is best.</p> <p>C God, You promise to take care of those who put their trust in Jesus, but many times we doubt Your promises. Please forgive us! We need a Savior!</p> <p>T Thank You, God, for loving the world so much that You sent Jesus to be our Savior. Thank You for being so faithful and good to those who trust in You. Thank You for taking care of all their needs in the way You know is best for them. What a wonderful thing it is to get to be Your adopted child!</p> <p>S God, work deep inside our hearts. Help us to turn away from our sins and trust in Jesus as our Savior. Fill our hearts with love for You. Take care of us and help us to trust in You. Be our heavenly Father. Make us Your adopted children. In Jesus' name, we pray, Amen.</p> |
| 5. TAKING IT HOME <i>(Take Home Sheet)</i> | |
| Clean up and Dismissal ★ | <p>"Now it's time to work together and clean up."</p> <p><i>Have the children join you in cleaning up the room.</i></p> |
| Coloring Pages/ Take Home Sheets ★ <i>in Appendix C</i> | <p><i>Give out the craft/take home sheet and any other papers from the session, as you dismiss children from class.</i></p> <p><i>(Reminder: The back side of the coloring page is the take home sheet for each lesson.)</i></p> |
| Bible Story to Take-Home <i>in Appendix C</i> | <p>You may also want to include a copy of the story along with the take home sheet. (However, each coloring sheet/take home sheet includes a note to parents telling where they can download the story from the Parent Resources section on the website.</p> |

Bible Story for Big Question 8, Bible Truth 2 use with all THREE lessonsPlace
story in

take out

P.1

Bible Story: The Case of the Woman Who Didn't See*The Book of Ruth*

of BQB

Story-telling Tips

Ahead of time:

1. Read the Bible verses and story. Pray!
2. Choose story action cues and/or prepare storyboard figures, if using. (Included in Visual Aids book)
3. Practice telling story with the storyboard pictures, timing your presentation. Shorten, if necessary.

During your presentation:

1. Maintain as much eye contact as possible as you tell the story.
2. Put up storyboard figures/add story action cues as you tell the story. Allow the children to help you put them on the board, if desired.
3. Include the children in your story with a few questions about what they think will happen or words/concepts that might be new to them.
4. Watch the kids for signs that their attention span has been reached. Shorten, if necessary.

INTRODUCTION/ LISTENING ASSIGNMENTS

"Our story is called: The Case of the Woman Who Didn't See. Here is your listening assignment..." Read from Detective Dan's Listening Assignment signs, but questions are summarized below:

Detective Dan's Lesson #1 Listening Assignment:

I need to know:

1. **Why was Naomi so sad?**
2. **What about God did she not see?**

Detective Dan's Lesson #2 Listening Assignment:**Our Bible Verse is Psalm 23:1-3,6, ESV:**

"The LORD is my shepherd; I shall not want. He makes me lie down in green pastures. He leads me beside still waters. He restores my soul. He leads me in paths of righteousness for his name's sake... Surely goodness and mercy shall follow me all the days of my life, and I shall dwell in the house of the LORD forever."

I need to know:

1. **Who did the LORD take care of and make sure she was not in want?**
2. **How did the LORD show His goodness and love to her?**

Detective Dan's Lesson #3 Listening Assignment:I found six clues, but two of them are **NOT** in the story.

They are: a banana, a woman named Ruth, a phone, barley, a baby, and a dead man.

Hold each of them up for the children to see as you identify them.

I need to know:

1. **Which four belong in the story and which two don't?**
2. **What were some of the many things Naomi had to thank the LORD for?**

Read the assignment questions, THEN SAY,

"Ok, Deep Down Detectives! Put on your best listening ears and see if you can hear the answers to Detective Dan's questions. When I finish telling the story, we will see if we can answer all the questions."

Read the Bible Truth story, answer questions, present the gospel and lead in prayer.

Answers to questions; the gospel; and, ACTS prayer are included with the story text.

The Case of the Woman Who Didn't See *The Book of Ruth**Story with lines separating paragraphs (text in bold, optional interaction cues in italics)*

"Boo hoo! Boo hoo!" Naomi cried. Her husband had died. Her two sons had died. Naomi was so sad. She missed them so much!

But Naomi wasn't just sad. She was scared, too. Only Orpah and Ruth, the wives of her sons, were left. Surely, they would go back home to live with their mother and father. That's what wives did back then when their husbands died. They knew that their mother and father would take care of them.

But poor Naomi, she didn't have a mother or father to go home to. And she was far, far away from her home in Bethlehem. Who would take care of her? Who would see that she had food to eat and clothes to wear? How would she get back home all by herself? What was Naomi to do? This is why Naomi was so scared.

Who do you think could take care of her?

Naomi was right to be sad. It is a sad thing when your husband and sons die. But, Naomi did NOT have to be scared. She did NOT need to worry about who would take care of her. Why? Because Naomi was one of God's people. She knew God's Word, the Bible. She knew God's promises to always take care of His people. She could trust Him to take care of her, even though she didn't know how.

But right then, all Naomi could think about were the sad things that had happened to her. She thought about all these sad things and decided that God had stopped taking care of her.

Do you think God had really stopped taking care of her?

How wrong Naomi was! God had NOT stopped taking care of her. He is so kind to His people. He treats them better than they deserve. He would treat Naomi better than she deserved, too. So, even though Naomi was scared and did not think God would take care of her, He most certainly would. Let's find out how.

At last, it was time for Naomi to say goodbye to Orpah and Ruth, the wives of her sons. It was time for them to go live with their mother and father. It was time for her to make the long walk all the way back home to Bethlehem by herself.

"Goodbye, Orpah! Goodbye, Ruth!" Naomi told them. She kissed them goodbye and they all wept aloud. They were sad to leave each other.

"Wait," said Orpah and Ruth. "We won't go back home to our parents. We will go with you instead. We will walk with you all the way back to Bethlehem. We will take care of you," they offered.

"No," Naomi said. "You must go home to your father and mother," she insisted. "Where I am going there is no one to take care of me and there will be no one to take care of you either. Not even God will take care of me," she said.

Oh, Naomi! You shouldn't say that! You know God's Word, the Bible. You know that God promises to always take care of His people. He will take care of you! Keep trusting in God!

Story with lines separating paragraphs (text in bold, optional interaction cues in italics)

And so, God did, even though Naomi did not trust Him to take care of her. God loves His people so much that He treats them better than they deserve. He would treat Naomi better than she deserved, too. For, though Orpah said goodbye to Naomi and went home to her father and mother, God had given Ruth a special love for Naomi and for Himself. Ruth clung to Naomi and said, "Please don't make me go back home! I want to worship your God. He's the one, true God. I want to take care of you the rest of my life! Please let me go back home with you to Bethlehem!" she begged. What would Naomi do now?

What do you think she did? Would she let Ruth come with her?

Naomi looked at Ruth. She could see that nothing would change Ruth's mind. Ruth refused to go home to her father and mother, so Naomi agreed. Ruth could walk the long walk to Bethlehem with Naomi. Ruth could take care of Naomi her whole life. God was showing Naomi that He **WOULD** take care of her --and He would take care of her through Ruth-- if Naomi would only see!

Together, Naomi and Ruth walked to Bethlehem. Up mountains and down mountains. Through green valleys, along dusty roads, and beside grassy fields they walked. On and on and on. At last, they came to Naomi's home in Bethlehem.

Many people came out to greet Naomi. It had been so long since they had seen her! But when they looked at her, they were surprised at what they saw. "Is this really Naomi?" the women asked. "She seems so different! Where is her husband? Where are her sons? Where is her smile?" they wondered.

Naomi told them her sad news. "My husband and sons have died. I am all alone. I am so sad that I want you to stop calling me 'Naomi'. That name means 'happy things.' I want you to call me 'Marah' now," she told them. "'Marah' means 'bitter (sad) things.' This is a better name for me since God has filled my life with so many sad things. I don't even think He cares about me anymore," she told them.

Oh, Naomi! You shouldn't say that! You know God's Word, the Bible. You know that God promises to always take care of His people. He will take care of you! Keep trusting in God! Yes, there are sad things in your life, but there are good things in your life, too. God helped you get safely back home to Bethlehem. He gave you Ruth to take care of you your whole life. Would Naomi not see how good God had been to her?

What do you think?

No, Naomi would not. Naomi certainly didn't deserve for God to keep on taking care of her, but He kept on taking care of her anyway. God loves His people so much that He treats them better than they deserve. He would treat Naomi better than she deserved, too. And so God did, and in bigger ways than Naomi could have ever dreamed!

God provided Naomi and Ruth with food to eat from the barley fields of a rich man named Boaz. Boaz loved God; and before long, he loved Ruth, too. He married Ruth, and brought her and Naomi to his home to live with him. Boaz shared all he had with them. How richly the LORD took care of Ruth and Naomi through Boaz!

Bible Story for Big Question 8, Bible Truth 2 use with all THREE lessons

P.4

Story with lines separating paragraphs (text in bold, optional interaction cues in italics)

And if this was not enough, Boaz and Ruth soon had a son for Naomi to love as her grandchild. Baby Obed! And one day, through Obed would come the great, king David, and much later, even the Savior, Jesus, Himself! Wow!

Hadn't God been kind to Naomi? Hadn't He taken care of her? Yes, He had! More than she could have ever imagined, and better than she ever deserved! Could Naomi see it now, at last?

What do you think?

Yes, she could!

Naomi took little baby Obed and put him on her lap and cared for him, just like she used to care for her own sons, long ago. And the women of Bethlehem gathered around Naomi and said, "Praise the LORD, He has taken care of your needs. He has given you Ruth and Boaz to take care of you. He has even given you a little boy to care for like a son. Surely God has plans to take good care of you all the rest of your life!"

And Naomi had to agree. The LORD had taken her bitter sadnesses and used them to do good things!

Cracking the Case: (story wrap-up for Listening Assignments)

It's time to see how we did with our Listening Assignment.

Detective Dan's Lesson #1 Listening Assignment:

I need to know:

- 1. Why was Naomi so sad?** Her husband and sons had died.
- 2. What about God did she not see?** She could not see how God was taking care of her.

For You and Me:

God's people can know that God will always take care of them, even if they can't see how. He is always at work. If we turn away from our sins and trust in Jesus as our Savior, we can be God's people, too. We can know that God will always take care of us, too.

Detective Dan's Lesson #2 Listening Assignment:**Our Bible Verse is Psalm 23:1-3,6, ESV:**

"The LORD is my shepherd; I shall not want. He makes me lie down in green pastures. He leads me beside still waters. He restores my soul. He leads me in paths of righteousness for his name's sake...Surely goodness and mercy shall follow me all the days of my life, and I shall dwell in the house of the LORD forever."

I need to know:

- 1. Who did the LORD take care of and make sure she was not in want?** Naomi.
- 2. How did the LORD show His goodness and love to her?** He gave her Ruth to help her. He gave Ruth a husband and even a baby. He took care of Naomi through them all the days of her life.

For You and Me:

How good God is to always take care of His people! How wonderful it is to know that He makes sure that goodness and love will follow them all the days of their life and that they will go to live with Him forever one day! God offers us this kind of care, too, when we turn away from our sins and trust in Jesus as our Savior. Ask Him to help you! He loves to answer this prayer.

Detective Dan's Lesson #3 Listening Assignment:

I found six clues, but two of them are **NOT** in the story. They are: Jews; a jar; Gentiles; fake gods; a bear; and a house.

Hold each of them up for the children to see as you identify them.

I need to know:

- 1. Which four belong in the story and which two don't?** Ruth, the barley, the baby and the dead man belong. The banana and the phone do not.
- 2. What were some of the many things Naomi had to thank the LORD for?** He gave her Ruth to help her. He helped her get home to Bethlehem safely. He gave Ruth a husband and even a baby. He took care of Naomi through them all the days of her life.

For You and Me:

God gives His people so much to thank Him for! They know that He will care for them every day of their lives. They know He has forgiven their sins through Jesus and giving them eternal life with Him. These good gifts are ours, too, if we become God's people. How do we do this? By turning away from our sins and trusting in Jesus as our Savior. Ask Him to help you! He loves to answer this prayer.

The Gospel (story wrap-up if NOT using Listening Assignments)**Our Bible Truth is:**

**What Is God's Love for His People Like?
It's More than They Could Ever Deserve...
God Always Takes Care of Them!**

God takes care of His people in every way! And how kind He is to keep on caring for their needs, even when they think He won't—like He took care of Naomi. He is so good to His people! But the greatest way that God has cared for His people is by saving them.

You see, we all choose to disobey God. We all deserve God's punishment for our sins, and He would have been perfectly fair to give us all His punishment for breaking His laws and leave it at that. But God is so rich in mercy that He sent His Son, Jesus, to die on the cross and take the punishment for God's people. On Day 3, Jesus rose from the dead in victory. Now all who turn away from their sins and trust in Jesus can become God's people. They get to know God in their hearts now. And one day, they will get to live with Him forever. How amazing is God's love for His people! We can be God's people, too! When we turn away from our sins and trust in Jesus as our Savior, He will save us, too! It is His promise to us! *Close in prayer.*

Closing ACTS Prayer

- A** We praise You, God, for being so full of love for Your people. You are their heavenly Father. You care for all of their needs in the way that You know is best.
- C** God, You promise to take care of those who put their trust in Jesus, but many times we doubt Your promises. Please forgive us! We need a Savior!
- T** Thank You, God, for loving the world so much that You sent Jesus to be our Savior. Thank You for being so faithful and good to those who trust in You. Thank You for taking care of all their needs in the way You know is best for them. What a wonderful thing it is to get to be Your adopted child!
- S** God, work deep inside our hearts. Help us to turn away from our sins and trust in Jesus as our Savior. Fill our hearts with love for You. Take care of us and help us to trust in You. Be our heavenly Father. Make us Your adopted children.

In Jesus' name, we pray. Amen.

Go to Lesson Plan, p.9 for the script to the rest of the lesson.

Deep Down Discussion Sheet

use with all THREE lessons

Use with all
response activities
for deeper learning**P.1***Questions to aid discussion of the key concepts and for use in games*

Be familiar with these questions and answers. Look for opportunities to ask questions and discuss their answers, such as while the children work on their coloring pages, as part of their response games, or during play time. Remember: your goal isn't to ask all these questions or only talk to the children about these things. It is to be deliberate in having good conversations with them, however much or little you have.

| | |
|-----------------------------|--|
| BIG QUESTION | What Is God's Love for His People Like? More than They Could Ever Deserve! |
| Meaning | <p>God has a special people He loves. They come from all over the world. They've lived in every time --from long ago, all the way up to today. And there are millions and millions of them! There is nothing better than being one of God's special people! God has adopted them as His children. He promises to love and care for them always. He gives them special closeness with Him in their heart; and one day when they die, they will go to live with Him forever. God's people know His love for them is more than they could ever deserve. They know God didn't make them His special people because they were so good. They are sinners who have disobeyed His good laws, just like everyone else. God just loves them just because He loves them. God's love for His people is the biggest love there will ever be. It's so big that God sent His Son, Jesus, to suffer and die on the cross to pay for their sins. That was the only way they could become His people. You and I can become God's people when we turn away from our sins and trust in Jesus as our Savior.</p> |
| Discussion Questions | <p><i>choose a few</i></p> <ol style="list-style-type: none"> 1. What is God's love for His people like? <i>More than they could ever deserve.</i> 2. Where are God's special people from? <i>From all over the world and from every time people have lived.</i> 3. What have God's special people said sorry to God about? <i>Their sins.</i> 4. Who have God's special people trusted in as their own Savior? <i>Jesus.</i> 5. How long does God promise to love His people? <i>Forever!</i> 6. What is better than being one of God's special people? <i>Nothing!</i> 7. Did God make them His special people because they were so good? <i>No. He loves them because He loves them.</i> 8. What must we do, if we are to be God's special people? <i>Turn away from our sins and trust in Jesus as our Savior.</i> |
| BIBLE TRUTH | It's More than They Could Ever Deserve...God Always Takes Care of Them! |
| Meaning | <p>Everyone who turns away from their sins and trusts in Jesus as their Savior becomes one of God's people. And they don't just become one of His people! He makes them His adopted children! God becomes their Father in heaven. They are part of His family forever! God is kind to give us a mother and father, and even sisters and brothers, in the families we are a part of, here on earth. What good gifts they are! They love us and care for us, the best they can. God helps them love us. But no matter how good and loving our parents might be here on earth, they will never love us or take care of us as well as God can. God is the best Father we can ever imagine. He is perfect! He is all-wise: He always knows what is best for His children. He is always faithful: He always gives them what He promises them. He's all-powerful: He can always give His children everything they need and so much more. He is all-loving: He only does what is good for them. God's adopted children never need to worry. They know that God, their Father in heaven, is always with them, always taking care of them. We can become one of God's children, too, when we turn away from our sins and trust in Jesus as our Savior. God loves to help us become His children!</p> |
| Discussion Questions | <p><i>choose a few</i></p> <ol style="list-style-type: none"> 1. What does everyone who trusts in Jesus as their Savior become? <i>One of God's people.</i> 2. God's people are also called whose children? God's. <i>When they turn away from their sins and trust in Jesus as their Savior, He makes them part of His heavenly family forever.</i> 3. What kind of Heavenly Father is God? <i>The best kind!</i> 4. What is God like to His adopted children? <i>He always knows what is best for them. He always gives them what He promises them. He can always give them everything they need.</i> 5. Why do God's children never need to worry? <i>God, their Father in heaven, is always with them; always taking care of them.</i> |

Deep Down Discussion Sheet

use with all THREE lessons

P.2*Questions to aid discussion of the key concepts and for use in games*

| | |
|--|---|
| THE GOSPEL | What is God's good news for you and me? <i>The gospel!</i> God takes care of His people in every way! And how kind He is to keep on caring for their needs even when they think He won't—like He took care of Naomi. He is so good to His people! But the greatest way that He has cared for His people is by saving them. You see, we all choose to disobey God. We all deserve God's punishment for our sins! God would have been perfectly fair to give us all His punishment for breaking His laws and leave it at that. But God is so rich in mercy that He sent His Son, Jesus, to die on the cross and take the punishment for all who turn away from their sins and trust Jesus as their Savior. He rose from the dead in victory. For all who do, God will forgive their sins and they will enjoy special closeness with God now as His special people. And one day, they will get to live with Him forever. How amazing is God's love for His people! We can be God's people, too! When we turn away from our sins and trust in Jesus as our Savior, He will save us, too! It is His promise! |
| BIBLE TRUTH BIBLE VERSE | "The LORD is my shepherd; I shall not want. He makes me lie down in green pastures. He leads me beside still waters. He restores my soul. He leads me in paths of righteousness for his name's sake... Surely goodness and mercy shall follow me all the days of my life, and I shall dwell in the house of the LORD forever."--Psalm 23:1-3,6, ESV Learn a Little: "The LORD is my shepherd, I shall not want." |
| Meaning | These verses remind us that God loves His people and cares for their needs completely, just like a good shepherd loves and takes care of his sheep. That's what it means to not be in want. We can become God's people when we turn away from our sins and trust in Jesus as our Savior. |
| Discussion Questions <i>choose a few</i> | <ol style="list-style-type: none"> 1. What does a shepherd do? <i>He looks after his sheep, day and night, taking care of their needs.</i> 2. Who looks after God's people, day and night, taking care of their needs? <i>The LORD does.</i> 3. Why does the shepherd lead His sheep beside quiet waters and makes them lie down in green pastures? <i>He is leading them to the food and water they need to live.</i> 4. How does the LORD help our hearts (souls) get what we need to live? <i>He gives them His Word, the Bible. He strengthens them by His Holy Spirit living in their hearts.</i> 5. What does the LORD promise to give His people every day of their lives? <i>His goodness and love.</i> 6. Where does the LORD promise to take His people one day? <i>To live with Him forever.</i> 7. How can we become one of God's people? <i>By turning away from our sins and trusting in Jesus as our Savior.</i> |
| BIBLE STORY | The Case of the Woman Who Wouldn't See |
| Discussion Questions <i>choose a few</i> | <ol style="list-style-type: none"> 1. Why did Naomi have such a hard time believing that God would take care of her? <i>Naomi had lost her husband and sons who God had used to take care of her. She could not see how God would take care of her without them. And, so many sad things had happened to her, she was afraid that God didn't want to take care of her.</i> 2. Did God stop taking care of Naomi? <i>No! He took care of her in wonderful ways, through Ruth and Boaz.</i> 3. What are some of the ways that God took care of her through Ruth and Boaz? <i>Ruth helped her to make the long walk home to Bethlehem. She went out to the fields to get food for them. Boaz married Ruth and took Ruth and Naomi into his house to take care of them. God even gave her a grandson through them!</i> 4. Why did Naomi want her name changed to Marah? <i>Marah means sad things. Naomi means happy things. Naomi didn't think that happy things was a good name for someone who had so many sad things happen to them. She couldn't see how God was providing for her.</i> 5. Even during the saddest times, did God take care of Naomi? <i>Yes, He did! He always took care of her.</i> 6. What should God's people remember even when many sad things happen to them? <i>That God will always take care of them, even if they can't see how!</i> 7. How can we become one of God's people? <i>By turning away from our sins and trusting in Jesus as our Savior.</i> |

DEEP DOWN DETECTIVES

**Curriculum Resources
for Unit 8, Bible Truth 3:**



**What Is God's Love for
His People Like?**

**It's More than They Could
Ever Deserve...**

God Uses Their Sadnesses for Good!

Session Prep (especially good for newbies!)

Pray!



Pray for the Holy Spirit to be at work in your and the children's hearts.

Review



If new to the curriculum, look at the **Getting Started with Deep Down Detectives section of the Core Curriculum book.** (p.5) It will be especially helpful to read through the Deep Down Detectives section of **The Praise Factory Tour: Extended Version Book.** This is a visual way to understand what goes on in the classroom. (A pdf of the book is found in the samples section on the website.)

Look through and Learn the Lesson



Read over **lesson plan.** Practice any **songs or action rhymes** you are using. Choose/make up motions to go with these. Choose less with younger children and more with older preschoolers. **Practice the lesson with the visual aids** and using the Big Question Box/Briefcase.

Read and Rehearse the Bible Story with Pictures



Read the Bible story from the Bible. Read the curriculum version. Practice telling it with the storyboard pictures. (If you have not previously laminated the story pictures, do that now.) Or, rehearse it from the Simple Story Scenes, if you are using those.

Let There Be Music



Download the music and listen to the songs. Choose which of the songs you will use with the children. If using live musicians, make sure they have the sheet music (Appendix A, Core Curriculum book).

Put the Props in Place



1. Prepare your Visual Aids. Put the Big Question, Unit Bible Truths, Bible Truth, Bible Verse, and Listening Assignment signs, as well as the Bible Story script in one side of the Bible folder.
2. Get out your storyboard. If using Simple Story Scenes, put these in your Bible Folder. Or, if using the individual storyboard figures, put all background pictures in place (they have a BG by the number). Put the rest of the storyboard pictures (these have a SB by the number) in order of use in the other side of the Bible folder.
3. Put the DDD Bible Folder as well as the Big Question sign in the Big Question Box/Briefcase and shut it. If your box/briefcase has locks and you want to use the unlocking the box as part of your session, lock it now....but make sure you have the key or know the code first.
4. Prepare the music CD or sheet music or mp3 device for use in your session.

Set Out Free Play Activities



Choose and set up free time activities you will use with the children. Choose a variety of different activities that will be enjoyed by different types of children. Rotate the activities you provide to keep them interesting and fresh to your children. (Suggestions in Appendix D, Core Curriculum books.)

Prepare Any Activities



Choose which (if any) of the Bible Truth games and crafts activities you want to use in the session. Bear in mind your time frame as well as the developmental abilities and attention span of your children as you decide which/how many to prepare. **Look over the Discussion Sheet** and choose a few questions you might use to spark discussion with the children as they do their activities (especially good for ages 3's+). Pray for God to give you opportunities to talk about these things with the children.

Let Them Take It with Them



Make copies of the craft/take home sheets, if you are not already using them as one of your activities. You may also want to make copies of the story (see take-home version of each story included in Appendix C with the other take home resources) to have for parents to use with their children at home. There's a link on each craft/take home sheet to the story, if you don't make hard copies.

Store It



After your session is over, collect the resources and store them for future use. This curriculum can be used over and over for years to come.

Unit 8: The God Who Loves

UNIT OVERVIEW

God has a special people He loves. They come from all over the world. They've lived in every time --from long ago, all the way up to today. And there are millions and millions of them!

There is nothing better than being one of God's special people! God has adopted them as His children. He promises to love and care for them always. He gives them special closeness with Him in their heart; and one day when they die, they will go to live with Him forever.

God's people know His love for them is more than they could ever deserve. They know God didn't make them His special people because they were so good. They are sinners who have disobeyed His good laws, just like everyone else. God just loves them just because He loves them.

God's love for His people is the biggest love there will ever be. It's so big that God sent His Son, Jesus, to suffer and die on the cross to pay for their sins. That was the only way they could become His people. You and I can become God's people when we turn away from our sins and trust in Jesus as our Savior.

In this unit we will learn four truths about God's love.

UNIT BIBLE VERSE: 1 Chronicles 16:34, ESV

"Oh give thanks to the LORD, for he is good; for his steadfast love endures forever!"

BIG QUESTION UNDER INVESTIGATION: What Is God's Love for His People Like?

ANSWER: It's More than They Could Ever Deserve!

OPTIONAL Big Question 8 INTRODUCTION LESSON (Use Hide 'n' Seek Kids Unit 8 Material)

Story: The Case of the Eager Enemy's End *Acts 7-9*

Bible Verse: 1 Chronicles 16:34

BIBLE TRUTH 1: God Gave His Son, Jesus, to Save Them (3 Lessons Available)

Story: The Case of the Costly Children

Exodus 24, Jeremiah 25, Isaiah 9,42,43,49, Ezekiel 37, Daniel 9, Zechariah 8-14

Bible Verse: 1 John 4:10

BIBLE TRUTH 2: God Always Takes Care of Them (3 Lessons Available)

Story: The Case of the Woman Who Didn't See *Ruth*

Bible Verse: Psalm 23:1-3,6



BIBLE TRUTH 3: God Uses Their Sadnesses for Good (3 Lessons Available)

Story: The Case of the Sad Thing that Did Good *John 8-10*

Bible Verse: Romans 8:28-29

BIBLE TRUTH 4: God Will Never Stop Loving His People

(3 Lessons Available)

Story: The Case of the One Who Would Not Stop *1 & 2 Samuel, Psalm 16,23*

Bible Verse: Hosea 2:19

Deep Down Detectives ESV Songs & Track Numbers

This is a listing of all songs mentioned in the unit curriculum. You may or may not choose to use all of the songs. They are listed in easy-reference order--NOT in the order used in the curriculum.

You may choose to simply burn a CD/load them onto an mp3 device in this order. Or, you may want to do what we do: choose the songs we want to use and create a play list of them in that order. Then, we burn a CD/upload the play list onto an mp3 device. A teacher only has to click forward to the next song, instead of hunting for the right track. The track number have been included as part of the title of each song, so teachers will still have a reference to the track number listed in the curriculum (same as those listed below), even if you change the order on your customized play list.

SONGS USED EVERY UNIT OF THE CURRICULUM

- 1 The Classroom Song v.1
- 2 The Classroom Song v.2
- 3 The Classroom Song v.3
- 4 The Classroom Song v.4
- 5 Deep Down Detectives Theme Song
- 6 The Classroom Rules Song
- 7 Let's Pray Song
- 8 The Big Question Box Song
- 9 The Bible Chant Song
- 10 ACTS Prayer Song (Short Version)
- 11 ACTS Prayer Song (Full Version)

Why the Extra Songs?

Deep Down Detectives is a curriculum used by a wide age-span of kids. Sometimes one of the other songs is a better fit for your kids. Or, you may simply want to teach them more songs on the same Bible Truth. Use as many or as few as you want.

listen to or download songs for free at <https://praisefactory.org>: Deep Down Detectives Music page

UNIT 8: THE GOD WHO LOVES

- 12 Big Q & A 8 Song
- 13 Big Question 8 Song: What Is God's Love for His People Like?
- 14 Big Question 8 Bible Verse Song: Oh, Give Thanks 1 Chronicles 16:34 ESV (full version)
- 15 Big Question 8 Bible Verse Song: Oh, Give Thanks 1 Chronicles 16:34 ESV (short version)
- 16 *Extra Big Question 8 Bible Verse Song: Give Thanks 1 Chronicles 16:34 ESV (different version)*
- 17 *Extra Big Question 8 Bible Verse Song: The Steadfast Love of the Lord Lamentation 3:22,23, ESV*
- 18 Big Question 8 Hymn: And Can It Be, v.1 refrain
- 19 Big Question 8 Praise Song: God Is So Good

What Is God's Love for His People Like? It's More Than They Could Ever Deserve...

Bible Truth 1: God Gave His Son, Jesus, to Save Them

- 20 Bible Verse: This Is Love 1 John 4:10, ESV
- 21 *Extra Song: God's One, Big Plan*
- 22 *Extra Bible Verse: The LORD Is Good to All Psalm 145:9,13,15-16, ESV*
- 23 *Extra Bible Verse: For God So Loved the World John 3:16, ESV*

Bible Truth 2: God Always Takes Care of Them

- 24 Bible Verse: The LORD Is My Shepherd Psalm 23:1-6, ESV
- 25 *Extra Bible Verse: Who Shall Separate Us Romans 8:35, 37-39, ESV*
- 26 *Extra Bible Verse: If God Is for Us Romans 8:31-32,35,38-39, ESV (different version)*

Bible Truth 3: God Uses Their Sadnesses for Good

- 27 Bible Verse: And We Know Romans 8:28-29, ESV
- 28 *Extra Bible Verse: All Things Romans 8:28-29, ESV*

Bible Truth 4: God Will Never Stop Loving His People

- 29 Bible Verse: I Will Betroth You to Me Hosea 2:19, ESV
- 30 *Extra Bible Verse: Even to Your Old Age Isaiah 46:4,9,11, ESV*
- 31 *Extra Bible Verse: For He Chose Us Ephesians 1:4-5, HCSB*

Big Question 8, Bible Truth 3 Overview: Key Concepts

P.1

Unit 8: The God Who Loves

Unit Big Question (and Answer): What Is God's Love for His People Like?

It's More than They Could Ever Deserve!

Unit Bible Verse: "Oh give thanks to the LORD, for he is good; for his steadfast love endures forever!"

--1 Chronicles 16:34, ESV

Bible Truth 3 Concept: God Uses Their Sadnesses for Good

Everyone has troubles. We all have times when we are sad or scared. Sometimes people are mean to us. Sometimes bad things happen to us or to the people we love.

When bad things happen to God's people, they keep on trusting in Him. They know God loves them and that He is in control. They know that He promises to use every trouble they have for their good and to show how good and powerful He is. And, while sometimes it may be hard to see what good God could possibly bring through their troubles, God's people know that one day they will understand His good plans. And on that day, they will have nothing but praise for God, when they see how He truly did work all things for good in their lives.

And that's why God's people can praise and thank God now for those good things, even before they know what they are, and even while they are still in the middle of their sadnesses. God is that good! They can trust Him that much, even with what they don't yet understand. We can become God's people when we turn away from our sins and trust in Jesus as our Savior.

Bible Truth 3 Bible Verse: Romans 8:28, ESV

"And we know that for those who love God all things work together for good, for those who are called according to his purpose."

Learn a Little: "For those who love God, all things work together for good."

Meaning

These verses remind us that God's people are those who love Him. In His great love, He has called them to turn away from their sins and trust in Jesus for the forgiveness of their sins. This is what it means to be justified.

But being justified is just the beginning of God's good plans for His people. He also planned for all things in their lives—both enjoyable things and hard things—to be for the good purpose of making them more like Jesus. Yes, God planned to use all of these things to prepare His people for life with Him in heaven. What will life in heaven be like for them? There, they will be glorified! They will be freed from sin forever! God will make them a pure reflection of His glory. This is God's wonderful plan for making everything in His people's lives for their good and His glory. We can become God's people by turning away from our sins and trusting in Jesus as our Savior.

Bible Truth 3 ACTS Prayer

- A** We praise You, God, for being so good and so powerful! You even use all of Your people's sadnesses for their good. You show how good and great You are!
- C** God, You promise to use all things for the good in the lives of Your people, but many times we don't trust that You will. We act like Your plans aren't good or that You aren't really in control. Please forgive us! We need a Savior!
- T** Thank You for Your amazing promises to work good even in all of our sadnesses, when we trust in You as our Savior. Thank You that You can work good things in even the biggest sadnesses and the scariest things that happen to us. Thank You for the good You will do that we do not yet see.
- S** God, work deep inside our hearts. Help us to turn away from our sins and trust in Jesus as our Savior. Help us to love You and trust You. Do many good things even through our sadnesses --good things that show others how good and great You are. In Jesus' name, we pray. Amen.

Bible Truth 3 Story

The Case of the Sad Thing that Did Good John 8-10

Big Question 8, Bible Truth 3 Overview: Key Concepts**p.2****Songs Used in Bible Truth 3**

Big Q & A 8 Song

Big Question 8 Song: What Is God's Love for His People Like?

Big Question 8 Bible Verse Song: O, Give Thanks 1 Chronicles 16:34 ESV

Extra Big Question 8 Bible Verse Song: Give Thanks 1 Chronicles 16:34 ESV

Extra Big Question 8 Bible Verse Song: The Steadfast Love of the Lord Lamentation 3:22,23, ESV

Big Question 8 Hymn: And Can It Be, v.1 refrain

Big Question 8 Praise Song: God Is So Good

Bible Truth 3 Bible Verse Song: Bible Verse: And We Know Romans 8:28-29, ESV

Bible Truth 3 Extra Bible Verse: All Things Romans 8:28-29, ESV

listen to or download songs for free at <https://praisefactory.org>: Deep Down Detectives Music page

Lesson Plan: Big Question 8, Bible Truth 3

use with all THREE lessons

p.1**1. GETTING STARTED**

= follow the stars for a short & simple lesson plan

| | |
|--|---|
| Intake | |
| Activity Ideas | Choose one of these open-ended activities to include children as they join the class: |
| Free Play Time <i>suggestions in Appendix D</i> | Offer your own or some of the easy-to-make, free play activities suggested in Appendix D. |
| OR Sing-along Music Time <i>lyrics and sheet music, Appendix A</i> | <p>Music from Deep Down Detectives (DDD) ESV Songs 8:</p> <p>Big Q & A 8 Song <i>DDD ESV Songs 8, track 12</i></p> <p>Big Question 8 Song <i>DDD ESV Songs 8, track 13</i></p> <p>Big Question 8 (Unit) Bible Verse Song:</p> <p> Oh, Give Thanks 1 Chronicles 16:34 ESV (full version) <i>DDD ESV Songs 8, track 14</i></p> <p>Big Question 8 (Unit) Bible Verse Song:</p> <p> Oh, Give Thanks 1 Chronicles 16:34 ESV (short version) <i>DDD ESV Songs 8, track 15</i></p> <p>Extra Big Question 8 (Unit) Bible Verse Song:</p> <p> Give Thanks 1 Chronicles 16:34 ESV <i>DDD ESV Songs 8, track 16</i></p> <p>Extra Big Question 8 (Unit) Bible Verse Song:</p> <p> The Steadfast Love of the Lord Lamentation 3:22,23, ESV <i>DDD ESV Songs 8, track 17</i></p> <p>Big Question 8 Hymn:</p> <p> And Can It Be, v.1 Refrain <i>DDD ESV Songs 8, track 18</i></p> <p>Big Question 8 Praise Song:</p> <p> God Is So Good <i>DDD ESV Songs 8, track 19</i></p> <p>Bible Truth 3 Bible Verse Song:</p> <p> And We Know Romans 8:28-29, ESV <i>DDD ESV Songs 8, track 27</i></p> <p>Bible Truth 3 Extra Bible Verse Song:</p> <p> All Things Romans 8:28-29, ESV <i>DDD ESV Songs 8, track 28</i></p> <p><i>Add more fun to Sing-along Music Time by adding a Music, Movement & Memory Activity. These activities are listed on p.10 of this lesson plan with the Response Activities. Instructions found in Appendix B.</i></p> |
| OR Bible Verse Memory Game <i>instructions found in Appendix B</i> | <p>Lesson 1 Game: Loud and Soft, Big and Little</p> <p>Lesson 2 Game: Freeze 'n' Say</p> <p>Lesson 3 Game: Detective Mission Madness Practice</p> <p><i>These activities are also included on p.10 of this lesson plan with the Response Activities.</i></p> |
| 2. OPENING CIRCLE TIME (introduce the Bible Truth and tell the related Bible story) | |
| Gathering the Children <i>lyrics and sheet music, Appendix A</i> | <p>Sing verse 1 of <i>The Classroom Song</i> to gather the children for Circle Time.</p> <p>The Classroom Song, verse 1 <i>DDD ESV Songs 8, track 1</i></p> <p>Let's gather together to worship God, Let's gather together to worship God, Let's gather together to worship God, Come gather here with me!</p> |
| Welcome to Deep Down Detectives | "Welcome to Deep Down Detectives. We're so glad you've joined us! Detectives are people who look for answers to questions. In Deep Down Detectives, we look for answers to big questions about God. We dig deep down in the truths of God's Word to find them." |

Lesson Plan: Big Question 8, Bible Truth 3 use with all THREE lessons

p.2

2. OPENING CIRCLE TIME, continued

= follow the stars for a short & simple lesson plan

| | |
|--|---|
| <p>Deep Down Detectives Theme Song</p> <p><i>lyrics and sheet music, Appendix A</i></p> | <p>"Let's sing our Deep Down Detectives Theme Song."</p> <p> Deep Down Detectives Theme Song DDD ESV Songs 8, track 5</p> <p>We're Deep Down Detectives, diggin' deep in God's Word, For truths about God and His plans for this world, We're seeking to love Him, with all of our heart, We're Deep Down Detectives! Come on! Let's start!</p> |
| <p>Classroom Rules Song</p> <p><i>lyrics and sheet music, Appendix A</i></p> | <p>There are two very important things that Deep Down Detectives do together: we worship God and we love one another. Our Classroom Rules Song reminds us how we should act. Let's sing it."</p> <p>Classroom Rules Song DDD ESV Songs 8, track 6</p> <p>Shh, be quiet while someone is talking, Raise your hand, if you have something to say, Don't touch your friend, sitting beside you, Obey your teachers, Be kind as you play. These are our classroom rules, These are our classroom rules, They help us worship God and love one another, These are our classroom rules.</p> |
| <p>Opening Prayer Time</p> <p><i>lyrics and sheet music, Appendix A</i></p> | <p>"Children, we need God's help to keep these rules. Let's ask Him to help us right now. Let's get ready and pray."</p> <p>Let's Pray DDD ESV Songs 8, track 7</p> <p>1-2-3! Fold your hands, Bow your head, Close your eyes. Let's pray! <i>(repeat)</i></p> <p>"Let's pray:"</p> <p> Opening Prayer</p> <p>Dear Lord, We're so glad to get to gather together to worship You! Please help us keep the classroom rules. Please help us to love You and learn about You today. In Jesus' name, we pray. Amen.</p> |

Lesson Plan: Big Question 8, Bible Truth 3 use with all THREE lessons**p.3****2. OPENING CIRCLE TIME, continued**

= follow the stars for a short & simple lesson plan

Reveal the Big Question**Introduce the Big Question Box/Briefcase**

lyrics and sheet music,
Appendix A

"Detectives INVESTIGATE things. That means they ask questions and look for answers. Deep Down Detectives investigate big questions about God. The Big Question we are investigating today is right inside our Big Question Box/Briefcase.

The Big Question Box Song

DDD ESV Songs 8, track 8

We've got a big box,
All closed up and locked,
Filled with the truths of God's Word.

We've got a brief case,
There's no time to waste,
Come on, kids, let's open it up!

The Big Question under Investigation

VISUAL take out
AID



of BQB

Big Question &
Answer Sign, front side

*found in the DDD Unit 8
Visual Aids, ESV Book

Ok, who would like to open for me and pull out the Big Question?"

Choose a child to open the box/briefcase, take out the Big Question and hand it to you, then hold up the Big Question sign for all the children to see, and say:



The Big Question we are investigating today is Big Question Number 8:

What Is God's Love for His People Like?

and the Answer is:

It's More than They Could Ever Deserve!

Big Question Meaning

God has a special people He loves. They come from all over the world. They've lived in every time --from long ago, all the way up to today. And there are millions and millions of them!

There is nothing better than being one of God's special people! God has adopted them as His children. He promises to love and care for them always. He gives them special closeness with Him in their heart; and one day when they die, they will go to live with Him forever.

God's people know His love for them is more than they could ever deserve. They know God didn't make them His special people because they were so good. They are sinners who have disobeyed His good laws, just like everyone else. God just loves them just because He loves them.

God's love for His people is the biggest love there will ever be. It's so big that God sent His Son, Jesus, to suffer and die on the cross to pay for their sins. That was the only way they could become His people. You and I can become God's people when we turn away from our sins and trust in Jesus as our Savior.

Big Question Songs

"Let's sing our Big Question Song:

Big Q & A 8 Song

DDD ESV Songs 8, track 12

(adapted version of "Baa, Baa, Black Sheep")

Big Q & A 8 Song

lyrics and sheet music,
Appendix A

What is God's love for His people like?
More than they could ever deserve.
What is God's love for His people like?
More than they could ever deserve.
What is God's love for His people like?
More than they could ever deserve.

2. OPENING CIRCLE TIME, continued

= follow the stars for a short & simple lesson plan

**Learning about
the Big Question
(use one or both)***Repeat the Big Question and Answer again:***"What Is God's Love for His People Like? More than They Could Ever Deserve!"***Say: "Hmmm, I wonder what that means... Let's do our action rhyme/sing our song that explains it."**Then do the action rhyme or sing the song using any of the optional motions suggested, if desired.***Big Question
Action Rhyme****Big Question 8 Action Rhyme**

God has a special people,
A special, special people,
God has a special people...
...from ev-ry-where!
And you can be His, too!

God loves His special people
His special, special people,
God loves His special people...
...forever and ever!!
And you can be His, too!

(POSSIBLE ACTIONS)*Stretch your hands out wide to include every place**Point to someone else**Place your hand on your heart**Point to someone else***Big Question
(Action Rhyme)
Song***lyrics and sheet music,
Appendix A***Big Question 8 (Action Rhyme) Song**

What is God's love for His people like?
What is God's love for His people like?
What is God's love for His people like?
It's more than they could ever deserve.

Verse 1

God loves His people from all places,
from all times, with ev'ry kind of faces.
God loves His people from ev'ry nation,
And He loves them all through Jesus Christ

Refrain

God's love for His people is
more than they could ever deserve.
God's love for His people is
more than they could ever deserve.

Verse 2

God loved His people before the beginning,
Even before they were repenting and believing,
God loved His people from ev'ry nation,
And He loved them all through Jesus Christ. *Refrain*

Verse 3

God loved His people, He sent Jesus,
To save them, so forever they would be His,
God loves His people from ev'ry nation,
And He always will through Jesus Christ. *Refrain*

*DDD ESV Songs 8, track 13***(POSSIBLE ACTIONS)***Place hand over your heart**Touch your face**Place hand over your heart**Stretch your hands out wide to include people from every nation**Make cross with your index fingers*

Lesson Plan: Big Question 8, Bible Truth 3

use with all THREE lessons

p.5**2. OPENING CIRCLE TIME, continued**

= follow the stars for a short & simple lesson plan

Learning the Bible Truth

VISUAL take out

AID



of BQB

VISUAL AID

All the Bible Truths Sign

★ "It's More than They Could Ever Deserve" is a good beginning, but there's so more to learn. So it's time for us to dig down even deeper for more answers to our Big Question about God. We're going to be learning **FOUR** Bible truths that all tell us more about God's love for His people.

Who would like to hand me the picture with our four Bible truths on it? It's in the Big Question Box/Briefcase." *Choose a child to get it and hand it to you, then hold it up and show them the pictures of the four truths they will be learning.*

Bible Truth Clue

VISUAL take out

AID



of BQB

Bible Truth Clue Sign,
front side
VISUAL AID

After everyone has had a good look, say...

"Ok, we've learned two truths about God's love for His people. They are: "God Gave His Son, Jesus, to Save Them" and, "God Always Takes Care of Them." (point to pictures as you identify each Bible Truth). Now let's look at our Bible Truth Clue sign and see if we can figure out which of these four truths we will be learning about today. Who would like to get it out of the Big Question Briefcase for me?"

Choose a child to open the briefcase, take out the Bible Truth Clue sign and hand it to you. Hold up the front side for the children to see. Cover up the answer, written along the bottom, and say:

**"What Is God's Love for His People Like?
It's More than They Could Ever Deserve...
God Uses Their ???? for Good!"**

Hint

We're missing one word. Here's the hint to what the missing word is. It says: "What is the opposite of "happiness?" It starts with an "S" and rhymes with "gladnesses."

Can you guess? It's "sadnesses."

So the Bible Truth we are learning today is:
(uncover answer from bottom of sign, show it to them and say:)



**"What Is God's Love for His People Like?
It's More than They Could Ever Deserve...
God Uses Their Sadnesses for Good!"**

Bible Truth Meaning

★ And here is what this Bible Truth means: *(read the meaning off of the back of the sign, say:)*

Everyone has troubles. We all have times when we are sad or scared. Sometimes people are mean to us. Sometimes bad things happen to us or to the people we love.

When bad things happen to God's people, they keep on trusting in Him. They know God loves them and that He is in control. They know that He promises to use every trouble they have for their good and to show how good and powerful He is. And, while sometimes it may be hard to see what good God could possibly bring through their troubles, God's people know that one day they will understand His good plans. And on that day, they will have nothing but praise for God, when they see how He truly did work all things for good in their lives.

And that's why God's people can praise and thank God now for those good things, even before they know what they are, and even while they are still in the middle of their sadnesses. God is that good! They can trust Him that much, even with what they don't yet understand. We can become God's people when we turn away from our sins and trust in Jesus as our

Lesson Plan: Big Question 8, Bible Truth 3 use with all THREE lessons

p.6

2. OPENING CIRCLE TIME, continued

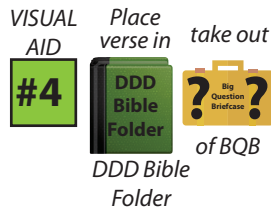
= follow the stars for a short & simple lesson plan

Learning the Bible Verse**The Bible Chant Song***lyrics and sheet music, Appendix A*

"And how do I know this is true? God tells me so in His special book, the Bible."

*Say or sing the Bible Chant Song.***The Bible Chant Song***DDD ESV Songs 8, track 9*

The Bible, the Bible,
 Let's get out the Bible.
 Let's hear what God has to say.
 The Bible, the Bible,
 God's given us the Bible.
 It's His Word for us to learn and obey! Yay!

Bible Verse*DDD 8.3 Bible Verse-front side (in the DDD Bible folder)***found in the DDD Unit 8 Visual Aids, ESV Book*

"Who would like to get our Bible folder out of the Big Question Briefcase for me?"

Choose a child to open the briefcase, take out the "Bible" folder and hand it to you. Remove the Bible Verse Picture from the "Bible" folder and hold it up for all the children to see, then say:

Romans 8:28 tells us:

Romans 8:28

"And we know that for those who love God all things work together for good, for those who are called according to his purpose."

Learn a Little: "For those who love God, all things work together for good."**Bible Verse Meaning****What does that mean?**

These verses remind us that God's people are those who love Him. In His great love, He has called them to turn away from their sins and trust in Jesus for the forgiveness of their sins. This is what it means to be justified.

But being justified is just the beginning of God's good plans for His people. He also planned for all things in their lives—both enjoyable things and hard things— to be for the good purpose of making them more like Jesus. Yes, God planned to use all of these things to prepare His people for life with Him in heaven. What will life in heaven be like for them? There, they will be glorified! They will be freed from sin forever! God will make them a pure reflection of His glory. This is God's wonderful plan for making everything in His people's lives for their good and His glory. We can become God's people by turning away from our sins and trusting in Jesus as our Savior.

2. OPENING CIRCLE TIME, continued

= follow the stars for a short & simple lesson plan

**Bible Verse
Song***lyrics and sheet music,
Appendix A**You might also enjoy:**All Things
Romans 8:28-29, ESV
DDD ESV Songs 8,
track 28*

We've said our Bible verse, now let's sing it!

And We Know: Romans 8:28, 29*DDD ESV Songs 8, track 27*

And we know that for those who love God
 All things work together for good,
 And we know that for those who love God
 All things work together for good,
 For those who are called, according to his purpose,
 For those who are called, according to his purpose,

Refrain:

All things work together for good,
 All things work together for good,
 All things, all things, all things, Work together for good.

For those he foreknew, he also predestined,
 For those he foreknew, he also predestined,
 To be conformed to the image of his Son,
 That he might be the firstborn among many.
 To be conformed to the image of his Son,
 That he might be the firstborn among many. *Refrain*
 Romans Eight, twenty-eight and nine.

Lesson Plan: Big Question 8, Bible Truth 3

use with all THREE lessons

p.8**2. OPENING CIRCLE TIME, continued**

= follow the stars for a short & simple lesson plan

| | |
|---|--|
| Getting into the Case | <p>"Now it's time to do a bit more deep down investigating. Let's see what Detective Dan wants us to help him figure out. Would someone like to get it out for me?"</p> |
| Listening Assignments <div style="display: flex; align-items: center;"> <div style="text-align: center; margin-right: 10px;"> <i>Place in</i>  </div> <div style="text-align: center;"> <i>take out</i>  </div> </div> <div style="text-align: center; margin-top: 5px;"> <i>of BQB</i> </div> | <p>NOTE: Listening assignments are most suitable for ages 3+. Skip straight to the Bible story (see bottom of this page), if working with 2 year olds.</p> <p>"Let's open up our listening assignment and see what we are supposed to figure out today.</p> <p><i>Choose a child to take out the Listening Assignment (from the DDD Bible Folder) and hand it to you. Read Detective Dan's letter to the children that includes the listening assignment. The listening assignments are summarized below:</i></p> |
| <div style="text-align: center;"> VISUAL AID  <i>DDD Unit 8 Visual Aids, ESV</i> </div> | <p>Detective Dan's Lesson #1 Listening Assignment:</p> <p>I need to know:</p> <ol style="list-style-type: none"> 1. What was the sad thing the parents found out about their baby? 2. What good did Jesus use this sad thing to do? |
| <div style="text-align: center;"> VISUAL AID  <i>DDD Unit 8 Visual Aids, ESV</i> </div> | <p>Detective Dan's Lesson #2 Listening Assignment:</p> <p>Our Bible Verse is Romans 8:28:</p> <p>"And we know that for those who love God all things work together for good, for those who are called according to his purpose."</p> <p>I need to know:</p> <p>Transgressions and iniquities are other words for sin.</p> <ol style="list-style-type: none"> 1. What did many people say about the baby's blind eyes? 2. What good purpose did God have for the baby's blind eyes? |
| <div style="text-align: center;"> VISUAL AID  <i>DDD Unit 8 Visual Aids, ESV</i> </div> <p><i>*Listening Assignment #3 includes the Assignment Sheet, plus 6 clue pictures*</i></p> | <p>Detective Dan's Lesson #3 Listening Assignment:</p> <p>I found six clues, but two of them are NOT in the story.</p> <p>They are: a baby, the Temple, Jesus, a suitcase, a car, and a pool of water.</p> <p><i>Hold each of them up for the children to see as you identify them.</i></p> <p>I need to know:</p> <ol style="list-style-type: none"> 1. Which four belong in the story and which two don't? 2. Who did the blind baby grow up to worship? Why? |
| <p>Tell the Bible Story</p> <div style="text-align: center; margin-top: 10px;"> <i>Place story & pics in</i> <div style="display: flex; align-items: center;"> <div style="text-align: center; margin-right: 10px;">  </div> <div style="text-align: center;"> <i>take out</i>  </div> </div> <div style="text-align: center; margin-top: 5px;"> <i>of BQB</i> </div> </div> <div style="text-align: center; margin-top: 10px;"> <i>DDD Unit 8 Visual Aids, ESV</i> </div> <p>Story text included in this book right after this lesson plan and in Visual Aids book</p> | <p>★ Then say, "Ok, Deep Down Detectives! Put on your best listening ears and see if you can hear the answers to Detective Dan's questions. When I finish telling the story, we will see if we can answer all the questions."</p> <p>★ Bible Story: The Case of the Sad Thing that Did Good <i>John 8-10</i></p> <p><i>Read the Bible Truth story, putting up the storyboard pictures/Story Scenes as you tell it. Then have the children answer the listening assignment, present the gospel and lead in prayer.</i></p> <p><i>*Answers to questions, the gospel and ACTS prayer are included with the story text.*</i></p> |

Lesson Plan: Big Question 8, Bible Truth 3

use with all THREE lessons

p.9**2. OPENING CIRCLE TIME, continued**

= follow the stars for a short & simple lesson plan

| | |
|--|--|
| <p>Story Response Song(s)</p> <p>Hymn</p> <p><i>lyrics and sheet music, Appendix A</i></p> | <p><i>As attention span and time allow, you might want to end with one of the following songs which also tie in with the unit. If desired, use the Music and Movement activity ideas while singing (listed with the Response Activities).</i></p> <p>And Can It Be <i>DDD ESV Songs 8, track 18</i></p> <p>Refrain</p> <p>Amazing love, how can it be? That thou, my God, should die for me? Amazing love, how can it be? That thou, my God, should die for me?</p> <p>Tie-in: "God's love is amazing! How He loves His people! They deserved the full punishment for their sins. They deserved to die and be separated from God forever. But Jesus came to die for the sins of all who would ever turn from their sins and trust in Him as their Savior. He died in their place. He took their sins, so that they could be forgiven and live as God's people forever. When we turn from our sins and trust in Jesus as our Savior, then His death pays for our sins, too. We, too, can know God now in our hearts; and one day, go to live with Him forever."</p> |
| <p>Praise Song</p> <p><i>lyrics and sheet music, Appendix A</i></p> | <p>Praise Song: God Is So Good <i>DDD ESV Songs 8, track 19</i></p> <p>God is so good (powerful, holy), God is so good (powerful, holy), God is so good (powerful, holy), He's so good (powerful, holy) to me.</p> <p>Tie-in: "Children, God is so good to us, sinful humans! That He would love us and send His Son, Jesus, to die for them. Let's sing of how good He is and how loving He is!"</p> |

3. TAKING ACTION: Response Activities *(choose from among these activities)*


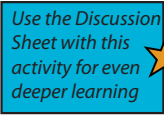

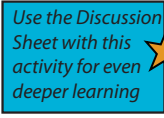

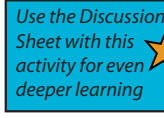


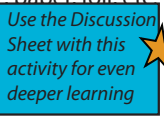

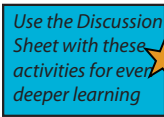

| | |
|--|---|
| <p>Transition to Activities</p> | <p> Well, Deep Down Detectives, you've done a great job diggin' deep down for answers in the truths of God's Word. Now it's time to enjoy some activities."</p> <p><i>Tell children what activity/s you are providing for them: either free play or some of the response activities listed below. When you are ready to dismiss them, use this song to help the children transition in an orderly fashion to their next activity.</i></p> |
| <p>Classroom Song, verse 2</p> <p><i>lyrics and sheet music, Appendix A</i></p> | <p>"Children, let's sing our Time to Play Song. When we are finished you may get up and walk over to our next activity."</p> <p>Classroom Song, verse 2 <i>DDD ESV Songs 8, track 2</i></p> <p>We've gathered together to worship God, We've gathered together to worship God, And now it's time to play.</p> <p><i>Dismiss the children to whatever activities you have prepared for them to do.</i></p> |

Lesson Plan: Big Question 8, Bible Truth 3

use with all THREE lessons

p.10**3. TAKING ACTION: Response Activities** (choose from among these activities)

= short & simple lesson plan

| | |
|--|--|
| Response Activities | Choose one or more activities appropriate for your children, based on classroom time and developmental needs. Add the Discussion Sheet to any activity for deeper learning.  |
| Bible Verse Memory Game <i>game directions, Appendix B</i> | <p>Though listed with the opening activities, you may choose to use this Bible verse game here instead (or as a repeat).</p> <ul style="list-style-type: none"> Lesson 1 Game: Loud and Soft, Big and Little Lesson 2 Game: Freeze 'n' Say Lesson 3 Game: Detective Mission Madness Practice <div>   </div> <p>Discussion Questions</p> |
| Music, Movement & Memory Activity <i>game directions, Appendix B</i> | <p>A music activity that uses the songs from the Bible Truth and Big Question unit.</p> <ul style="list-style-type: none"> DDD Songs for this Bible Truth, plus: Lesson 1 Activity: Clap, Tap and Say Lesson 2 Activity: Block Clappers Lesson 3 Activity: Lullabies, Bells and Lions <div>   </div> <p>Discussion Questions</p> |
| Bible Story Review Game <i>game directions, Appendix B</i> | <p>A game that uses the storyboard pictures from the story to review the story.</p> <ul style="list-style-type: none"> Lesson 1 Game: Going Fishing Lesson 2 Game: Pony Express Lesson 3 Game: Who's Inside? <div>   </div> <p>Discussion Questions</p> |
| Coloring Pages/ Take Home Sheets <i>in Appendix C</i>  | <p>A coloring page related to the lesson assignment question is provided for each lesson. On the back of each are the key concepts, a few questions and a song for parents to use with their children.</p> <p>NOTE: Upgrade your coloring sheet to a more interesting craft by offering simple embellishments, such as jiggly eyes, craft sand, glitter, glitter glue, colored paper dots (made with a hole punch), fabric scraps, etc. Make cut-to-size glued-on clothes, hair, etc for characters by using a copy of the coloring sheet, cutting out the selected portions and making them the patterns for whatever you want to cut out of fabric, paper, foil, etc.</p> <ul style="list-style-type: none"> Lesson 1 Coloring Sheet Emphasis: Bible Truth Lesson 2 Coloring Sheet Emphasis: Bible Verse Lesson 3 Coloring Sheet Emphasis: ACTS Prayer <div>   </div> <p>Discussion Questions</p> |
| Extra Crafts: Big Question Craft <i>in Appendix C</i> Bible Verse Craft <i>in Appendix C</i> Bible Story Puzzle <i>in Appendix C</i> | <p>These crafts are slightly more complex than the coloring/take home sheets:</p> <p>The Bible Concept Go-and-Tell Craft is a craft that summarizes the Bible concept and includes the Bible verse is included for those desiring more than a coloring sheet. This more complex craft will involve gluing, sticking, etc. Can be used at any time.</p> <p>The Bible Story Coloring Sheet provides a tie in between the Bible story and the Bible truth they are learning.</p> <p>The Storyboard Picture Placement Page has been made into a puzzle that can be cut out and re-assembled by the children. This provides a nice summary of the story.</p> <div>   </div> <p>Discussion Questions</p> |
| Free Play Activities <i>ideas in Appendix D</i> | <p>Offer your own or some of the easy-to-make, free play activities suggested in Appendix D.</p> |

Lesson Plan: Big Question 8, Bible Truth 3

use with all THREE lessons

p.11**4. CLOSING CIRCLE TIME** *(End-of-session activities for the last 5-10 minutes of class time)*

= short & simple lesson plan

| | |
|---|---|
| <p>Transition to Closing Circle</p> <p>Classroom Song, verse 3</p> <p><i>lyrics and sheet music, Appendix A</i></p> | <p><i>Use this song to help the children transition in an orderly fashion. Start singing this song and ask the children to gather with you for Closing Circle Time.</i></p> <p>Classroom Song, verse 3 <i>DDD ESV Songs 8, track 3</i></p> <p>It's time to get ready to go and tell, It's time to get ready to go and tell, Come gather here with me.</p> |
| <p>Closing Circle Time</p> <p>Classroom Song, verse 4</p> <p><i>lyrics and sheet music, Appendix A</i></p> | <p><i>When children are settled in the circle, say:</i></p> <p>"It's almost time for your parents to come pick you up. And do you know what that means? It means.... (draw this out to build anticipation and excitement)...that it's almost time to go home and....it's almost time to...Go and Tell! We have learned some big news about God today. God wants us to take and tell it to the whole world!"</p> <p>Classroom Song, verse 4 <i>DDD ESV Songs 8, track 4</i></p> <p>So what's our big news to go and tell, So what's our big news to go and tell, Can you tell me now?</p> |
| <p>Big News to Tell</p> <p>Big Question 8</p> <p><i>VISUAL AID</i></p> <p>#1</p> <p><i>*found in the DDD Unit 8 Visual Aids, ESV Book</i></p> <p><i>lyrics and sheet music, Appendix A</i></p> <p>Big Question 8, Bible Truth 3</p> <p><i>VISUAL AID</i></p> <p>#3</p> | <p>"Let's see....there's so much big news to tell! There's so much we've learned!</p> <p>First of all, can you tell me the answer to our Big Question: "What Is God's Love for His People Like?" <i>Hold up the Bible Truth Clue Picture.</i></p> <p>Say the answer with me: "It's More than They Could Ever Deserve!"</p> <p><i>(If desired, you can sing one/both of the Big Question songs.)</i> <i>DDD ESV Songs 8, tracks 12,13</i></p> <p>And what's one way He does this? What did we learn? <i>Point to the picture.</i></p> <p>God Uses Their Sadnesses for Good!</p> <p>"And how do I know this is true? Can you tell me? Say it with me: "The Bible tells me so!" That's right!</p> |
| <p>Big Question 8 Bible Truth 3 Bible Verse</p> <p><i>VISUAL AID</i></p> <p>#4</p> <p><i>*found in the DDD Unit 8 Visual Aids, ESV Book</i></p> <p><i>lyrics and sheet music, Appendix A</i></p> | <p>We learned: Romans 8:28, ESV "And we know that for those who love God all things work together for good, for those who are called according to his purpose."</p> <p>Learn a Little: "For those who love God, all things work together for good."</p> <p>What This Means:</p> <p>These verses remind us that God's people are those who love Him. In His great love, He has called them to turn away from their sins and trust in Jesus for the forgiveness of their sins. This is what it means to be justified. But being justified is just the beginning of God's good plans for His people. He also planned for all things in their lives—both enjoyable things and hard things— to be for the good purpose of making them more like Jesus. Yes, God planned to use all of these things to prepare His people for life with Him in heaven. What will life in heaven be like for them? There, they will be glorified! They will be freed from sin forever! God will make them a pure reflection of His glory. This is God's wonderful plan for making everything in His people's lives for their good and His glory. We can become God's people by turning away from our sins and trusting in Jesus as our Savior.</p> <p><i>(If desired, you can sing the Bible verse song.)</i> <i>DDD ESV Songs 8, track 27</i></p> |

Lesson Plan: Big Question 8, Bible Truth 3

use with all THREE lessons

p.12**4. CLOSING CIRCLE TIME, continued**

= follow the stars for a short & simple lesson plan

| | |
|--|---|
| Closing ACTS Prayer Time ACTS Prayer Chant <i>lyrics and sheet music, Appendix A</i> | <p><i>Let's ask God to help us to remember this and even tell others this good news. Let's get ready and pray our ACTS prayer.</i></p> <p><i>And what does ACTS mean? Let's sing/say our ACTS Prayer Chant!</i></p> <p>ACTS Prayer Chant Song <i>DDD ESV Songs 8, tracks 10,11</i></p> <p>A, Adoration, God, we praise You! C, Confession, Forgive us our sins. T, Thanksgiving, Thank You for Jesus, S, Supplication, Help us to live like Him.</p> <p style="text-align: right;">That's the ACTS prayer, my friend, Bow your head, Close your eyes, Shhh, Let's begin.</p> |
| Closing ACTS Prayer | <p>"Let's pray!"</p> <p><i>Lead the children in the ACTS prayer for this Bible Truth.</i></p> <p>A We praise You, God, for being so good and so powerful! You even use all of Your people's sadnesses for their good. You show how good and great You are!</p> <p>C God, You promise to use all things for the good in the lives of Your people, but many times we don't trust that You will. We act like Your plans aren't good or that You aren't really in control. Please forgive us! We need a Savior!</p> <p>T Thank You for Your amazing promises to work good even in all of our sadnesses, when we trust in You as our Savior. Thank You that You can work good things in even the biggest sadnesses and the scariest things that happen to us. Thank You for the good You will do that we do not yet see.</p> <p>S God, work deep inside our hearts. Help us to turn away from our sins and trust in Jesus as our Savior. Help us to love You and trust You. Do many good things even through our sadnesses --good things that show others how good and great You are. In Jesus' name, we pray. Amen.</p> |
| 5. TAKING IT HOME <i>(Take Home Sheet)</i> | |
| Clean up and Dismissal ★ | <p>"Now it's time to work together and clean up."</p> <p><i>Have the children join you in cleaning up the room.</i></p> |
| Coloring Pages/ Take Home Sheets ★ <i>in Appendix C</i> | <p><i>Give out the craft/take home sheet and any other papers from the session, as you dismiss children from class.</i></p> <p><i>(Reminder: The back side of the coloring page is the take home sheet for each lesson.)</i></p> |
| Bible Story to Take-Home <i>in Appendix C</i> | <p>You may also want to include a copy of the story along with the take home sheet. (However, each coloring sheet/take home sheet includes a note to parents telling where they can download the story from the Parent Resources section on the website.</p> |

Bible Story for Big Question 8, Bible Truth 3 use with all THREE lessonsPlace
story in

take out

P.1**The Case of the Sad Thing that Did Good***John 8-10***Story-telling Tips**

Ahead of time:

1. Read the Bible verses and story. Pray!
2. Choose story action cues and/or prepare storyboard figures, if using. (Included in Visual Aids book)
3. Practice telling story with the storyboard pictures, timing your presentation. Shorten, if necessary.

During your presentation:

1. Maintain as much eye contact as possible as you tell the story.
2. Put up storyboard figures/add story action cues as you tell the story. Allow the children to help you put them on the board, if desired.
3. Include the children in your story with a few questions about what they think will happen or words/concepts that might be new to them.

INTRODUCTION/ LISTENING ASSIGNMENTS

“Our story is called: The Case of the Sad Thing that Did Good. Here is your listening assignment... ” *Read from Detective Dan’s Listening Assignment signs, but questions are summarized below:*

Detective Dan’s Lesson #1 Listening Assignment:

I need to know:

1. **What was the sad thing the parents found out about their baby?**
2. **What good did Jesus use this sad thing to do?**

Detective Dan’s Lesson #2 Listening Assignment:**Our Bible Verse is Romans 8:28:**

“And we know that for those who love God all things work together for good, for those who are called according to his purpose.”

I need to know:

Transgressions and iniquities are other words for sin.

1. **What did many people say about the baby’s blind eyes?**
2. **What good purpose did God have for the baby’s blind eyes?**

Detective Dan’s Lesson #3 Listening Assignment:I found six clues, but two of them are **NOT** in the story.

They are: a baby, the Temple, Jesus, a suitcase, a car, and a pool of water.

Hold each of them up for the children to see as you identify them.

I need to know:

1. **Which four belong in the story and which two don’t?**
2. **Who did the blind baby grow up to worship? Why?**

Read the assignment questions, THEN SAY,

“Ok, Deep Down Detectives! Put on your best listening ears and see if you can hear the answers to Detective Dan’s questions. When I finish telling the story, we will see if we can answer all the questions.”

Read the Bible Truth story, answer questions, present the gospel and lead in prayer.

Answers to questions; the gospel; and, ACTS prayer are included with the story text.

Bible Story for Big Question 8, Bible Truth 3 use with all THREE lessons**P.2****The Case of the Sad Thing that Did Good** *John 8-10**Story with lines separating paragraphs (text in bold, optional interaction cues in italics)*

This story takes place in Jerusalem. Jerusalem was a beautiful city with thousands of people living in it. It had big, tall, stone walls all around it and big, wide gates where important men would talk about important things. It had lots of houses, big and small, along its twisty-turny, narrow, cobblestone streets. It had fountains of sparkling water to drink from and pools of water to wash in. It had a big marketplace where farmers would sell their delicious fruits and vegetables, and shepherds would sell their baa-ing sheep and maa-ing goats. Bakers would sell their warm, tasty bread there; and merchants, their fine-feeling fabrics, and glittering necklaces from other parts of the world.

But Jerusalem was most famous for its big, beautiful building made of glittering, white stones. It was the LORD's special worship place. Do you know what this building was called?

Do you know?

It was called the Temple. People would come from far and wide to worship the LORD at the Temple with their prayers and their songs and their worship gifts. They would gather in the courts around the Temple and listen to teachers tell them about the LORD and His good laws.

Not too far from the Temple lived a man and his wife. How happy this man and his wife were! Why do you think they were so happy?

Can you guess?

They were so happy because the wife had just had a baby. It was a baby boy. Oh, what good news this was!

"Yay! Yay!" the man and his wife thought. "We have a boy! We will love him and care for him. What a joy that will be! He will be a great help to our family, too. He will grow up strong and will help us make money to take care of our family, as sons always do." What a lot this man and his wife had to celebrate!

But soon the man and his wife weren't happy anymore. They were sad! There was something wrong with their baby boy's eyes. He couldn't see. Perhaps his eyes would get better, they must have hoped. But soon it was clear: their little boy's eyes would NOT get better. He would always be blind.

How sad this man and woman were for their little boy! He would never see their faces. He would never see Jerusalem's big, tall walls or gates. He would never see its houses along the narrow, cobblestone streets. He would never see its fountains or pools of sparkling water. He would never see its markets filled with good food and supplies. He would never see the beautiful Temple where people came to worship the LORD.

And to make things worse, this little boy would never be able to help his father make money to take care of the family. All he would ever be able to do is sit on the side of the street and ask people for money. Yes, this boy's blindness was very sad, indeed!

Bible Story for Big Question 8, Bible Truth 3

use with all THREE lessons

P.3*Story with lines separating paragraphs (text in bold, optional interaction cues in italics)*

But there was something else that made the man and his wife sad. It was what other people said about their family. Some people saw the little, blind baby, and kindly said, “It is sad, sad, sad, that this little baby can’t see. How hard that must be for him and his mother and father!” And, of course, the man and his wife had to agree. This blindness was sad, sad, sad! What good could come out of this blindness? It brought sadness! Only sadness!

But much worse was what the important men who taught about God and His laws, were saying: “It isn’t sad, sad, sad that this little baby can’t see. No! It’s bad, bad, bad,” they exclaimed. “This baby -- or his mother or father-- must have done something terribly bad. God is punishing them and that’s why this baby was born blind,” they said.

Was this true? What terrible thing had they done? Oh, how hard it was for the man and his wife to hear people say this! Oh, what badness came from this blindness! It brought sadness! Only sadness!

So I guess you can see why the man and his wife, who had been so very happy, weren’t very happy at all anymore. Their hearts were full of sadness for their son and about all the terrible, wrong things the teachers were saying about their family.

Year after year went by. The little boy grew up and up and up, until at last he was a full grown man. He still was blind, but over the years, he had learned his way around the Jerusalem.

What do you think he could feel and hear and taste?

He knew the feel of Jerusalem’s big, tall walls and its huge gates. He knew the feel of the cobblestones under his feet, the touch of the stone sides of the houses on his hands, and the fresh coolness of the shade in the narrow streets. He could splash the water on his face and sip it in his cup. He could taste the delicious fruit and hear the animals “baa-ing.” He could smell the freshly baked bread and feel the silky fabric of the merchants. And as he sat beside the road to the big, beautiful Temple, he could feel the swish of people’s clothes and the slap of their sandals as they went by. He heard the clink of the coins they tossed in his begging cup, on their way to worship the LORD.

But sometimes, he also heard people say those terrible, wrong words again: “There’s that man who has been blind from birth. What terribly bad thing his family must have done for God to punish him like this!” they would exclaim.

This blindness was sad, sad, sad! What good could come out of this blindness? It brought sadness! Only sadness!

But then one Sabbath day, everything changed. The people who said those things were WRONG! That baby wasn’t born blind because he or his parents had done something terribly bad No! God had always had a beautiful, big plan to use their sadness for good --great good! And this was to be the day that God’s good plan would be made know to the blind man, his parents and oh, so many other people in Jerusalem. And God would use Jesus to do this!

Bible Story for Big Question 8, Bible Truth 3

use with all THREE lessons

P.4*Story with lines separating paragraphs (text in bold, optional interaction cues in italics)*

Jesus and his close friends, the disciples, had come to Jerusalem. They went to the Temple where Jesus began to teach about God. Crowds of people gathered, eager to hear everything He had to say. Even the other teachers who taught at the Temple stopped talking and went to listen to Jesus, too.

“I am God’s Son,” Jesus told them all. “Whoever believes and obeys Me will get to live forever with God,” Jesus proclaimed.

The other teachers were furious! “We don’t believe you! You aren’t really God’s Son,” they said to Jesus. “You are lying. You deserve to die for saying you are God’s Son!” and they picked up stones to throw at Jesus. They were going to kill Jesus!

Jesus and His friends ran and hid. Would the teachers find Jesus and kill Him with their stones?

What do you think?

No, they would not. God protected Him. God protected Him.

When all was safe, Jesus and His friends came out of hiding. They left the Temple grounds, and whom did they see?

Can you guess?

It was the man born blind.

No sooner had Jesus’ friends seen the blind man, then that terrible question came out of their mouths: “Jesus, did this man or his parents do the terrible bad thing that made his eyes blind?” they asked.

“You have it all wrong!” Jesus told them. “This man isn’t blind because someone did something terribly bad. It was God’s plan to use his poor man’s sadness for good --great good. I’m going to heal his eyes by God’s power. God will use this to help many believe that I really am God’s Son,” Jesus declared.

Then, Jesus went to the blind man and knelt down next to him. He spit on the ground and mixed the spit with the dirt and made it into mud. What would Jesus do with that mud?

What do you think Jesus would do with it?

Jesus smeared mud on the man’s eyes and told him, “Go wash in the Pool of Siloam.”

Why did Jesus do this? Was He making fun of this poor man? Did He want to make his sad life, even sadder?

What do you think?

The man would soon find out, and so will we! Down the narrow, cobblestone streets, the blind man made his way to the Pool of Siloam. Even though he could not see, he knew how to get there. He had felt his way there many times.

Bible Story for Big Question 8, Bible Truth 3

use with all THREE lessons

P.5*Story with lines separating paragraphs (text in bold, optional interaction cues in italics)*

At the pool, he dipped his hands into the cool water. He brought them up to his face and washed off the mud. He opened his eyes and what do you think happened?

What do you think?

Yay! yay! yay! That man born blind could see for the first time in his whole life! Jesus had healed him!

The happy man went home to share the news with his father and mother. What did he see as he went home? He saw the pool of sparkling water! He saw the big, tall walls and the huge gates. He saw the narrow, cobblestone streets and all the houses. He saw the market and the Temple. He saw his very own little house. And then, he saw his very own parents for the first time!

“Jesus healed me! Now I can see!” the man exclaimed to his parents. How happy they must have been. After all these years, their son could see! They spread the good news to all who would listen.

And those who heard the news rushed to the house to see for themselves! Sure, enough, it was true! The man born blind could see! They were amazed at what Jesus had done. “No one has ever healed a man born with blind eyes before. Jesus must be whom He says He is,” they exclaimed. What good Jesus had begun to do through this man’s blind eyes! Jesus had used them to help these people believe in Him!

Before long, Jesus’ enemies, the Pharisees, heard what Jesus had done for the blind man. He was taken to them to inspect his healing and make sense of it. These teachers couldn’t doubt the amazing thing that Jesus had done, but still, they refused to believe in Jesus. “Jesus is a bad man! He is not God’s Son,” they said.

And what about the blind man who had been healed? What did he think?

Do you think he believed in Jesus?

Yes, he did! He fell down before Jesus and worshipped Him. “Lord, I believe,” he exclaimed.

What a day for that blind man and for his parents! Jesus had used this man’s sadnesses for good --for great good, just as God had always planned. He healed his blind eyes. And best of all, He gave that man-- and many others-- faith to trust in Him as God’s Son, their Savior. Now that is good --great, good!

Cracking the Case: (story wrap-up for Listening Assignments)

It's time to see how we did with our Listening Assignment.

Detective Dan's Lesson 1 Listening Assignment:

1. What was the sad thing the parents found out about their baby? He was blind.

2. What good did Jesus use this sad thing to do? To show God's great power and to help many people trust in Jesus as God's Son, the Savior, including the blind man, himself.

For You and Me:

Isn't it wonderful to know that God uses all of His people's sadnesses for good! God still uses His people's sadnesses for good, even today. And we can know that He will use all of our sadnesses for the good, too, if we turn away from our sins and trust in Jesus as our Savior. It is His promise to all who do.

Detective Dan's Lesson 2 Listening Assignment:
Our Bible Verse is Romans 8:28, ESV:

"And we know that for those who love God all things work together for good, for those who are called according to his purpose."

1. What did many people say about the baby's blind eyes? Many people thought God was punishing the baby or his parents for something bad they had done.

2. What good purpose did God have for the baby's blind eyes? To show God's great power and to help many people trust in Jesus as God's Son, the Savior, including the blind man, himself.

For You and Me:

Those people were wrong, weren't they? God always planned to use that baby's blindness for good. He wasn't punishing them! Isn't it wonderful to know that God uses all of His people's sadnesses for good! God still uses His people's sadnesses for good, even today. And we can know that He will use all of our sadnesses for the good, too, if we turn away from our sins and trust in Jesus as our Savior. It is His promise to all who do.

Detective Dan's Lesson 3 Listening Assignment:

Our six clues were: a baby, the Temple, Jesus, a suitcase, a car, and a pool of water.

1. Which four belong in our story?

The baby, the Temple, Jesus and the pool of water belong. The suitcase and the car do not.

2. Who did the blind baby grow up to worship? Why?

Jesus. God gave him faith to believe in Jesus when Jesus healed his blind eyes.

For You and Me:

How kind it was of Jesus to heal the blind man! How even kinder it was of Jesus to give the blind man faith to believe that He was God's Son, the Savior. How many good things God used the blind man's sadness to do! God will use our sadnesses for good, too, when we turn away from our sins and trust in Jesus as our Savior. It is His promise to all who do.

The Gospel (story wrap-up if NOT using Listening Assignments)**Our Bible Truth is:**

**What Is God's Love for His People Like?
It's More than They Could Ever Deserve!
God Uses Their Sadnesses for Good!**

No one likes sadnesses, but we all have them. How wonderful is God's promise to use every single sadness of His people for their good and to show how great He is!

God's people's greatest sadness is that they are sinners who chose to disobey God. But do you know that God has turned that greatest sadness into the greatest good? You see, God sent His Son, Jesus, to die on the cross and take His punishment for their sins. On the third day, He rose from the dead, proving He had done it! They are forgiven. They have become His dearly-loved people! And they will get to praise God forever for how much He has loved them through Jesus. We, too, can know God's forgiveness and become His people if we turn away from our sins and trust in Jesus as our Savior.

Close in prayer.

Closing ACTS Prayer

- A** We praise You, God, for being so good and so powerful! You even use all of Your people's sadnesses for their good. You show how good and great You are!
- C** God, You promise to use all things for the good in the lives of Your people, but many times we don't trust that You will. We act like Your plans aren't good or that You aren't really in control. Please forgive us! We need a Savior!
- T** Thank You for Your amazing promises to work good even in all of our sadnesses, when we trust in You as our Savior. Thank You that You can work good things in even the biggest sadnesses and the scariest things that happen to us. Thank You for the good You will do that we do not yet see.
- S** God, work deep inside our hearts. Help us to turn away from our sins and trust in Jesus as our Savior. Help us to love You and trust You. Do many good things even through our sadnesses --good things that show others how good and great You are.

In Jesus' name we pray, Amen.

Go to Lesson Plan, p.9 for the script to the rest of the lesson.

Deep Down Discussion Sheet

Use with all
response activities
for deeper learning



P.1

Questions to aid discussion of the key concepts and for use in games

Be familiar with these questions and answers. Look for opportunities to ask questions and discuss their answers, such as while the children work on their coloring pages, as part of their response games, or during play time. Remember: your goal isn't to ask all these questions or only talk to the children about these things. It is to be deliberate in having good conversations with them, however much or little you have.

| | |
|--|--|
| <p>BIG QUESTION</p> <p>Meaning</p> <p>Discussion Questions</p> <p><i>choose a few</i></p> | <p>What Is God's Love for His People Like? More than They Could Ever Deserve!</p> <p>God has a special people He loves. They come from all over the world. They've lived in every time --from long ago, all the way up to today. And there are millions and millions of them! There is nothing better than being one of God's special people! God has adopted them as His children. He promises to love and care for them always. He gives them special closeness with Him in their heart; and one day when they die, they will go to live with Him forever. God's people know His love for them is more than they could ever deserve. They know God didn't make them His special people because they were so good. They are sinners who have disobeyed His good laws, just like everyone else. God just loves them just because He loves them. God's love for His people is the biggest love there will ever be. It's so big that God sent His Son, Jesus, to suffer and die on the cross to pay for their sins. That was the only way they could become His people. You and I can become God's people when we turn away from our sins and trust in Jesus as our Savior.</p> <p>1. What is God's love for His people like? <i>More than they could ever deserve.</i></p> <p>2. Where are God's special people from? <i>From all over the world and from every time people have lived.</i></p> <p>3. What have God's special people said sorry to God about? <i>Their sins.</i></p> <p>4. Who have God's special people trusted in as their own Savior? <i>Jesus.</i></p> <p>5. How long does God promise to love His people? <i>Forever!</i></p> <p>6. What is better than being one of God's special people? <i>Nothing!</i></p> <p>7. Did God make them His special people because they were so good? <i>No. He loves them because He loves them.</i></p> <p>8. What must we do, if we are to be God's special people? <i>Turn away from our sins and trust in Jesus as our Savior.</i></p> |
| <p>BIBLE TRUTH</p> <p>Meaning</p> <p>Discussion Questions</p> <p><i>choose a few</i></p> | <p>It's More than They Could Ever Deserve...God Uses Their Sadnesses for Good!</p> <p>Everyone has troubles. We all have times when we are sad or scared. Sometimes people are mean to us. Sometimes bad things happen to us or to the people we love. When bad things happen to God's people, they keep on trusting in Him. They know God loves them and that He is in control. They know that He promises to use every trouble they have for their good and to show how good and powerful He is. And, while sometimes it may be hard to see what good God could possibly bring through their troubles, God's people know that one day they will understand His good plans. And on that day, they will have nothing but praise for God, when they see how He truly did work all things for good in their lives. And that's why God's people can praise and thank God now for those good things, even before they know what they are, and even while they are still in the middle of their sadnesses. God is that good! They can trust Him that much, even with what they don't yet understand. We can become God's people when we turn away from our sins and trust in Jesus as our Savior.</p> <p>1. Who has troubles and times when they are sad or scared? <i>Everyone.</i></p> <p>2. Do God's people have bad things happen to them? <i>Yes, they do.</i></p> <p>3. Who do God's people keep trusting in when bad things happen to them? <i>In God.</i></p> <p>4. What do they remember about God? <i>That He loves them and He is in control.</i></p> <p>5. What does God promise to do with every one of the troubles God's people go through? <i>To use them for their good and use them to show how wonderful God is.</i></p> <p>6. What will God's people praise Him about those troubles they had? <i>They will praise Him for the good things He did through them.</i></p> <p>7. How can we become God's people? <i>By turning away from our sins and trusting in Jesus as our Savior.</i></p> |

Deep Down Discussion Sheet


use with all THREE lessons

P.2*Questions to aid discussion of the key concepts and for use in games*

| | |
|--|--|
| THE GOSPEL | <p>What is God's good news for you and me? <i>The gospel!</i></p> <p><i>No one likes sadnesses, but we all have them. How wonderful is God's promise to use every single sadness of His people for their good and to show how great He is!</i></p> <p><i>God's people's greatest sadness is that they are sinners who chose to disobey God. But do you know that God has turned that greatest sadness into the greatest good? You see, God sent His Son, Jesus, to die on the cross and take His punishment for their sins. On the third day, He rose from the dead, proving He had done it! They are forgiven. They have become His dearly-loved people! And they will get to praise God forever for how much He has loved them through Jesus. We, too, can know God's forgiveness and become His people if we turn away from our sins and trust in Jesus as our Savior.</i></p> |
| BIBLE TRUTH BIBLE VERSE Meaning Discussion Questions <i>choose a few</i> | <p>"And we know that for those who love God all things work together for good, for those who are called according to his purpose." --Romans 8:28, ESV</p> <p>Learn a Little: "For those who love God, all things work together for good."</p> <p>These verses remind us that God's people are those who love Him. In His great love, He has called them to turn away from their sins and trust in Jesus for the forgiveness of their sins. This is what it means to be justified.</p> <p>But being justified is just the beginning of God's good plans for His people. He also planned for all things in their lives—both enjoyable things and hard things—to be for the good purpose of making them more like Jesus. Yes, God planned to use all of these things to prepare His people for life with Him in heaven. What will life in heaven be like for them? There, they will be glorified! They will be freed from sin forever! God will make them a pure reflection of His glory. This is God's wonderful plan for making everything in His people's lives for their good and His glory. We can become God's people by turning away from our sins and trusting in Jesus as our Savior.</p> <p>1. What does God use for the good in His people's lives? <i>All things...even sad, bad and hard things!</i></p> <p>2. Who do God's people love? <i>God.</i></p> <p>3. Who has a purpose for God's people? <i>God does.</i></p> <p>4. Who does God plan to make His people like? <i>Like Jesus.</i></p> <p>5. How can we become God's people? <i>By turning away from our sins and trusting in Jesus as our Savior.</i></p> |
| BIBLE STORY Discussion Questions <i>choose a few</i> | <p>The Case of the Sad Thing that Did Good</p> <p>1. Whose sadness did Jesus use for the good in this story? <i>The blind man's sadness.</i></p> <p>2. What were the blind man's sadnesses? <i>He could not see, even from birth. He could not help his father take care of the family by making money. Many people said that he (or his parents) must have done something terribly wrong for him to be born blind.</i></p> <p>3. How did Jesus use the blind man's sadnesses for good? <i>Jesus healed the blind man eyes so he could see. Many people—including the blind man--believed in Jesus when they saw the amazing way that Jesus healed him. God even uses the story of the blind man to help us to believe in Jesus!</i></p> <p>4. Jesus healed the blind man's eyes so they could see; and, He gave him faith to believe in Him. Who in the story had eyes that worked, but could not "see" (believe) that Jesus really was God's Son sent to save His people? <i>The teachers at the Temple, the special meeting place of God.</i></p> <p>5. What good thing might God use the blind man's story to do in us? <i>To help us turn away from our sins and trust in Jesus as our Savior.</i></p> |

DEEP DOWN DETECTIVES

**Curriculum Resources
for Unit 8, Bible Truth 4:**



**What Is God's Love for
His People Like?
It's More than They Could
Ever Deserve...**

**He Will Never Stop
Loving His People!**

Session Prep (especially good for newbies!)

Pray!



Pray for the Holy Spirit to be at work in your and the children's hearts.

Review



If new to the curriculum, look at the **Getting Started with Deep Down Detectives section of the Core Curriculum book.** (p.5) It will be especially helpful to read through the Deep Down Detectives section of **The Praise Factory Tour: Extended Version Book.** This is a visual way to understand what goes on in the classroom. (A pdf of the book is found in the samples section on the website.)

Look through and Learn the Lesson



Read over **lesson plan.** Practice any **songs or action rhymes** you are using. Choose/make up motions to go with these. Choose less with younger children and more with older preschoolers. **Practice the lesson with the visual aids** and using the Big Question Box/Briefcase.

Read and Rehearse the Bible Story with Pictures



Read the Bible story from the Bible. Read the curriculum version. Practice telling it with the storyboard pictures. (If you have not previously laminated the story pictures, do that now.) Or, rehearse it from the Simple Story Scenes, if you are using those.

Let There Be Music



Download the music and listen to the songs. Choose which of the songs you will use with the children. If using live musicians, make sure they have the sheet music (Appendix A, Core Curriculum book).

Put the Props in Place



1. Prepare your Visual Aids. Put the Big Question, Unit Bible Truths, Bible Truth, Bible Verse, and Listening Assignment signs, as well as the Bible Story script in one side of the Bible folder.
2. Get out your storyboard. If using Simple Story Scenes, put these in your Bible Folder. Or, if using the individual storyboard figures, put all background pictures in place (they have a BG by the number). Put the rest of the storyboard pictures (these have a SB by the number) in order of use in the other side of the Bible folder.
3. Put the DDD Bible Folder as well as the Big Question sign in the Big Question Box/Briefcase and shut it. If your box/briefcase has locks and you want to use the unlocking the box as part of your session, lock it now....but make sure you have the key or know the code first.
4. Prepare the music CD or sheet music or mp3 device for use in your session.

Set Out Free Play Activities



Choose and set up free time activities you will use with the children. Choose a variety of different activities that will be enjoyed by different types of children. Rotate the activities you provide to keep them interesting and fresh to your children. (Suggestions in Appendix D, Core Curriculum books.)

Prepare Any Activities



Choose which (if any) of the Bible Truth games and crafts activities you want to use in the session. Bear in mind your time frame as well as the developmental abilities and attention span of your children as you decide which/how many to prepare. **Look over the Discussion Sheet** and choose a few questions you might use to spark discussion with the children as they do their activities (especially good for ages 3's+). Pray for God to give you opportunities to talk about these things with the children.

Let Them Take It with Them



Make copies of the craft/take home sheets, if you are not already using them as one of your activities. You may also want to make copies of the story (see take-home version of each story included in Appendix C with the other take home resources) to have for parents to use with their children at home. There's a link on each craft/take home sheet to the story, if you don't make hard copies.

Store It



After your session is over, collect the resources and store them for future use. This curriculum can be used over and over for years to come.

Unit 8: The God Who Loves

UNIT OVERVIEW

God has a special people He loves. They come from all over the world. They've lived in every time --from long ago, all the way up to today. And there are millions and millions of them!

There is nothing better than being one of God's special people! God has adopted them as His children. He promises to love and care for them always. He gives them special closeness with Him in their heart; and one day when they die, they will go to live with Him forever.

God's people know His love for them is more than they could ever deserve. They know God didn't make them His special people because they were so good. They are sinners who have disobeyed His good laws, just like everyone else. God just loves them just because He loves them.

God's love for His people is the biggest love there will ever be. It's so big that God sent His Son, Jesus, to suffer and die on the cross to pay for their sins. That was the only way they could become His people. You and I can become God's people when we turn away from our sins and trust in Jesus as our Savior.

In this unit we will learn four truths about God's love.

UNIT BIBLE VERSE: 1 Chronicles 16:34, ESV

"Oh give thanks to the LORD, for he is good; for his steadfast love endures forever!"

BIG QUESTION UNDER INVESTIGATION: What Is God's Love for His People Like?

ANSWER: It's More than They Could Ever Deserve!

OPTIONAL Big Question 8 INTRODUCTION LESSON (Use Hide 'n' Seek Kids Unit 8 Material)

Story: The Case of the Eager Enemy's End *Acts 7-9*

Bible Verse: 1 Chronicles 16:34

BIBLE TRUTH 1: God Gave His Son, Jesus, to Save Them (3 Lessons Available)

Story: The Case of the Costly Children

Exodus 24, Jeremiah 25, Isaiah 9,42,43,49, Ezekiel 37, Daniel 9, Zechariah 8-14

Bible Verse: 1 John 4:10

BIBLE TRUTH 2: God Always Takes Care of Them (3 Lessons Available)

Story: The Case of the Woman Who Didn't See *Ruth*

Bible Verse: Psalm 23:1-3,6

BIBLE TRUTH 3: God Uses Their Sadnesses for Good (3 Lessons Available)

Story: The Case of the Sad Thing that Did Good *John 8-10*

Bible Verse: Romans 8:28-29



BIBLE TRUTH 4: God Will Never Stop Loving His People

(3 Lessons Available)

Story: The Case of the One Who Would Not Stop *1 & 2 Samuel, Psalm 16,23*

Bible Verse: Hosea 2:19

Deep Down Detectives ESV Songs & Track Numbers

This is a listing of all songs mentioned in the unit curriculum. You may or may not choose to use all of the songs. They are listed in easy-reference order--NOT in the order used in the curriculum.

You may choose to simply burn a CD/load them onto an mp3 device in this order. Or, you may want to do what we do: choose the songs we want to use and create a play list of them in that order. Then, we burn a CD/upload the play list onto an mp3 device. A teacher only has to click forward to the next song, instead of hunting for the right track. The track number have been included as part of the title of each song, so teachers will still have a reference to the track number listed in the curriculum (same as those listed below), even if you change the order on your customized play list.

SONGS USED EVERY UNIT OF THE CURRICULUM

- 1 The Classroom Song v.1
- 2 The Classroom Song v.2
- 3 The Classroom Song v.3
- 4 The Classroom Song v.4
- 5 Deep Down Detectives Theme Song
- 6 The Classroom Rules Song
- 7 Let's Pray Song
- 8 The Big Question Box Song
- 9 The Bible Chant Song
- 10 ACTS Prayer Song (Short Version)
- 11 ACTS Prayer Song (Full Version)

Why the Extra Songs?

Deep Down Detectives is a curriculum used by a wide age-span of kids. Sometimes one of the other songs is a better fit for your kids. Or, you may simply want to teach them more songs on the same Bible Truth. Use as many or as few as you want.

listen to or download songs for free at <https://praisefactory.org>: Deep Down Detectives Music page

UNIT 8: THE GOD WHO LOVES

- 12 Big Q & A 8 Song
- 13 Big Question 8 Song: What Is God's Love for His People Like?
- 14 Big Question 8 Bible Verse Song: Oh, Give Thanks 1 Chronicles 16:34 ESV (full version)
- 15 Big Question 8 Bible Verse Song: Oh, Give Thanks 1 Chronicles 16:34 ESV (short version)
- 16 *Extra Big Question 8 Bible Verse Song: Give Thanks 1 Chronicles 16:34 ESV (different version)*
- 17 *Extra Big Question 8 Bible Verse Song: The Steadfast Love of the Lord Lamentation 3:22,23, ESV*
- 18 Big Question 8 Hymn: And Can It Be, v.1 refrain
- 19 Big Question 8 Praise Song: God Is So Good

What Is God's Love for His People Like? It's More Than They Could Ever Deserve...

Bible Truth 1: God Gave His Son, Jesus, to Save Them

- 20 Bible Verse: This Is Love 1 John 4:10, ESV
- 21 *Extra Song: God's One, Big Plan*
- 22 *Extra Bible Verse: The LORD Is Good to All Psalm 145:9,13,15-16, ESV*
- 23 *Extra Bible Verse: For God So Loved the World John 3:16, ESV*

Bible Truth 2: God Always Takes Care of Them

- 24 Bible Verse: The LORD Is My Shepherd Psalm 23:1-6, ESV
- 25 *Extra Bible Verse: Who Shall Separate Us Romans 8:35, 37-39, ESV*
- 26 *Extra Bible Verse: If God Is for Us Romans 8:31-32,35,38-39, ESV (different version)*

Bible Truth 3: God Uses Their Sadnesses for Good

- 27 Bible Verse: And We Know Romans 8:28-29, ESV
- 28 *Extra Bible Verse: All Things Romans 8:28-29, ESV*

Bible Truth 4: God Will Never Stop Loving His People

- 29 Bible Verse: I Will Betroth You to Me Hosea 2:19, ESV
- 30 *Extra Bible Verse: Even to Your Old Age Isaiah 46:4,9,11, ESV*
- 31 *Extra Bible Verse: For He Chose Us Ephesians 1:4-5, HCSB*

Big Question 8, Bible Truth 4 Overview: Key Concepts

P.1

Unit 8: The God Who Loves

Unit Big Question (and Answer): What Is God's Love for His People Like?
It's More than They Could Ever Deserve!

Unit Bible Verse: "Oh give thanks to the LORD, for he is good; for his steadfast love endures forever!"
--1 Chronicles 16:34, ESV

Bible Truth 4 Concept: God Will Never Stop Loving His People

Our love for others changes. Sometimes we love others a lot. Sometimes we don't love them very much.

But God's love for His people is not like that. God's love for His people never changes. God loved His people before they loved Him or even knew Him. He paid for their sins through Jesus' perfect life, when He suffered and died on the cross. He adopts them as His people, when they turn away from their sins and trust in Jesus as their Savior. Nothing will ever stop God from loving His people! They are bound in love to Him through Jesus, and that is a love that will never, ever end! We can become God's people when we turn away from our sins and trust in Jesus as our Savior.

Bible Truth 4 Bible Verse: Hosea 2:19, ESV

"I will betroth you to me forever. I will betroth you to me in righteousness and in justice, in steadfast love and in mercy."

Learn a Little: "I will betroth you to me forever... in love."

Meaning

To be betrothed to someone is to make a special promise to love them always. Men and women in Bible times used to make special betrothal promises to each other before they got married.

In the Bible, God tells us that He betroths Himself to His people. That means He promises to always love them. He will always be faithful to them. He will always love and care for them. He will always be righteous and just in how He treats them--that means He will always love His people by doing the right thing. He will never do anything evil or treat them badly. He will always show them mercy and treat them with tenderness and kindness.

The Bible also tells us that at the end of time, all of God's people will live with God forever. Jesus will be like the bridegroom who greets his bride on his wedding day with great joy and begins his life with the one he loves. There will never be anything better than this life with God!

We can become God's people when we turn away from our sins and trust in Jesus as our Savior.

Bible Truth 4 ACTS Prayer

- A** We praise You, God, for being so full of love for Your people. You love them with a love that will never, ever end.
- C** God, You offer us a love that will never end, but many times, we choose to not love You. We choose to live life our own way, even if it means breaking Your good laws. Please forgive us! We need a Savior!
- T** Thank You, God, for sending Jesus to be our Savior. Thank You that all who put their trust in You can rest in Your love forever.
- S** God, work deep inside our hearts! Help us to turn away from our sins and trust in Jesus as our Savior. Help us to love You and help us to know Your love. Make us Your people who enjoy Your love forever. In Jesus' name, we pray, Amen.

Bible Truth 4 Story

The Case of the One Who Would Not Stop

1 & 2 Samuel, Psalms 16, 23

Big Question 8, Bible Truth 4 Overview: Key Concepts**p.2****Songs Used in Bible Truth 4**

Big Q & A 8 Song

Big Question 8 Song: What Is God's Love for His People Like?

Big Question 8 Bible Verse Song: O, Give Thanks 1 Chronicles 16:34 ESV

Extra Big Question 8 Bible Verse Song: Give Thanks 1 Chronicles 16:34 ESV

Extra Big Question 8 Bible Verse Song: The Steadfast Love of the Lord Lamentation 3:22,23, ESV

Big Question 8 Hymn: And Can It Be, v.1 refrain

Big Question 8 Praise Song: God Is So Good

Bible Truth 4 Bible Verse Song: I Will Betroth You to Me Hosea 2:19, ESV

Bible Truth 4 Extra Bible Verse: Even to Your Old Age Isaiah 46:4,9,11, ESV

Bible Truth 4 Extra Bible Verse: For He Chose Us Ephesians 1:4-5, HCSB

listen to or download songs for free at <https://praisefactory.org>: Deep Down Detectives Music page

Lesson Plan: Big Question 8, Bible Truth 4

use with all THREE lessons

p.1**1. GETTING STARTED**

= follow the stars for a short & simple lesson plan

| | |
|--|--|
| Intake | |
| Activity Ideas | Choose one of these open-ended activities to include children as they join the class: |
| Free Play Time <i>suggestions in Appendix D</i> | Offer your own or some of the easy-to-make, free play activities suggested in Appendix D. |
| OR Sing-along Music Time <i>lyrics and sheet music, Appendix A</i> | <p>Music from Deep Down Detectives (DDD) ESV Songs 8:</p> <p>Big Q & A 8 Song <i>DDD ESV Songs 8, track 12</i></p> <p>Big Question 8 Song <i>DDD ESV Songs 8, track 13</i></p> <p>Big Question 8 (Unit) Bible Verse Song:</p> <p>Oh, Give Thanks 1 Chronicles 16:34 ESV (full version) <i>DDD ESV Songs 8, track 14</i></p> <p>Big Question 8 (Unit) Bible Verse Song:</p> <p>Oh, Give Thanks 1 Chronicles 16:34 ESV (short version) <i>DDD ESV Songs 8, track 15</i></p> <p>Extra Big Question 8 (Unit) Bible Verse Song:</p> <p>Give Thanks 1 Chronicles 16:34 ESV <i>DDD ESV Songs 8, track 16</i></p> <p>Extra Big Question 8 (Unit) Bible Verse Song:</p> <p>The Steadfast Love of the Lord Lamentation 3:22,23, ESV <i>DDD ESV Songs 8, track 17</i></p> <p>Big Question 8 Hymn:</p> <p>And Can It Be, v.1 Refrain <i>DDD ESV Songs 8, track 18</i></p> <p>Big Question 8 Praise Song:</p> <p>God Is So Good <i>DDD ESV Songs 8, track 19</i></p> <p>Bible Truth 4 Bible Verse Song:</p> <p>The Time Is Fulfilled Mark 1:15, ESV <i>DDD ESV Songs 8, track 26</i></p> <p>Bible Truth 4 Extra Bible Verse Song:</p> <p>The Time Mark 1:15, ESV (other version) <i>DDD ESV Songs 8, track 27</i></p> <p>Bible Truth 4 Extra Bible Verse Song:</p> <p>Everyone Who Names the Name 2 Timothy 2:19,22, ESV <i>DDD ESV Songs 8, track 28</i></p> <p>Bible Truth 4 Extra Bible Verse Song:</p> <p>Help Us, O God of Our Salvation Psalm 79:9, ESV <i>DDD ESV Songs 8, track 29</i></p> <p><i>Add more fun to Sing-along Music Time by adding a Music, Movement & Memory Activity. These activities are listed on p.10 of this lesson plan with the Response Activities. Instructions found in Appendix B.</i></p> |
| OR Bible Verse Memory Game <i>instructions found in Appendix B</i> | <p>Lesson 1 Game: Duck, Duck, Goose</p> <p>Lesson 2 Game: Slap, Clap and Stack</p> <p>Lesson 3 Game: Simon Says How</p> <p><i>These activities are also included on p.10 of this lesson plan with the Response Activities.</i></p> |
| 2. OPENING CIRCLE TIME (introduce the Bible Truth and tell the related Bible story) | |
| Gathering the Children <i>lyrics and sheet music, Appendix A</i> | <p>Sing verse 1 of <i>The Classroom Song</i> to gather the children for Circle Time.</p> <p>The Classroom Song, verse 1 <i>DDD ESV Songs 8, track 1</i></p> <p>Let's gather together to worship God, Let's gather together to worship God, Let's gather together to worship God, Come gather here with me!</p> |
| Welcome to Deep Down Detectives | "Welcome to Deep Down Detectives. We're so glad you've joined us! Detectives are people who look for answers to questions. In Deep Down Detectives, we look for answers to big questions about God. We dig deep down in the truths of God's Word to find them." |

Lesson Plan: Big Question 8, Bible Truth 4 use with all THREE lessons

p.2

2. OPENING CIRCLE TIME, continued

= follow the stars for a short & simple lesson plan

| | |
|--|---|
| <p>Deep Down Detectives Theme Song</p> <p><i>lyrics and sheet music, Appendix A</i></p> | <p>"Let's sing our Deep Down Detectives Theme Song."</p> <p> Deep Down Detectives Theme Song DDD ESV Songs 8, track 5</p> <p>We're Deep Down Detectives, diggin' deep in God's Word, For truths about God and His plans for this world, We're seeking to love Him, with all of our heart, We're Deep Down Detectives! Come on! Let's start!</p> |
| <p>Classroom Rules Song</p> <p><i>lyrics and sheet music, Appendix A</i></p> | <p>There are two very important things that Deep Down Detectives do together: we worship God and we love one another. Our Classroom Rules Song reminds us how we should act. Let's sing it."</p> <p>Classroom Rules Song DDD ESV Songs 8, track 6</p> <p>Shh, be quiet while someone is talking, Raise your hand, if you have something to say, Don't touch your friend, sitting beside you, Obey your teachers, Be kind as you play. These are our classroom rules, These are our classroom rules, They help us worship God and love one another, These are our classroom rules.</p> |
| <p>Opening Prayer Time</p> <p><i>lyrics and sheet music, Appendix A</i></p> | <p>"Children, we need God's help to keep these rules. Let's ask Him to help us right now. Let's get ready and pray."</p> <p>Let's Pray DDD ESV Songs 8, track 7</p> <p>1-2-3! Fold your hands, Bow your head, Close your eyes. Let's pray! <i>(repeat)</i></p> <p>"Let's pray:"</p> <p> Opening Prayer</p> <p>Dear Lord, We're so glad to get to gather together to worship You! Please help us keep the classroom rules. Please help us to love You and learn about You today. In Jesus' name, we pray. Amen.</p> |

Lesson Plan: Big Question 8, Bible Truth 4 use with all THREE lessons**p.3****2. OPENING CIRCLE TIME, continued**

= follow the stars for a short & simple lesson plan

Reveal the Big Question**Introduce the Big Question Box/Briefcase**

lyrics and sheet music,
Appendix A

"Detectives INVESTIGATE things. That means they ask questions and look for answers. Deep Down Detectives investigate big questions about God. The Big Question we are investigating today is right inside our Big Question Box/Briefcase.

The Big Question Box Song

DDD ESV Songs 8, track 8

We've got a big box,
All closed up and locked,
Filled with the truths of God's Word.

We've got a brief case,
There's no time to waste,
Come on, kids, let's open it up!

The Big Question under Investigation

VISUAL take out
AID



of BQB

Big Question &
Answer Sign, front side

*found in the DDD Unit 8
Visual Aids, ESV Book

Ok, who would like to open for me and pull out the Big Question?"

Choose a child to open the box/briefcase, take out the Big Question and hand it to you, then hold up the Big Question sign for all the children to see, and say:

★ The Big Question we are investigating today is Big Question Number 8:

What Is God's Love for His People Like?

and the Answer is:

It's More than They Could Ever Deserve!

Big Question Meaning

★ God has a special people He loves. They come from all over the world. They've lived in every time --from long ago, all the way up to today. And there are millions and millions of them!

There is nothing better than being one of God's special people! God has adopted them as His children. He promises to love and care for them always. He gives them special closeness with Him in their heart; and one day when they die, they will go to live with Him forever.

God's people know His love for them is more than they could ever deserve. They know God didn't make them His special people because they were so good. They are sinners who have disobeyed His good laws, just like everyone else. God just loves them just because He loves them.

God's love for His people is the biggest love there will ever be. It's so big that God sent His Son, Jesus, to suffer and die on the cross to pay for their sins. That was the only way they could become His people. You and I can become God's people when we turn away from our sins and trust in Jesus as our Savior.

Big Question Songs

★ "Let's sing our Big Question Song:

Big Q & A 8 Song

DDD ESV Songs 8, track 12

(adapted version of "Baa, Baa, Black Sheep")

Big Q & A 8 Song

lyrics and sheet music,
Appendix A

What is God's love for His people like?
More than they could ever deserve.
What is God's love for His people like?
More than they could ever deserve.
What is God's love for His people like?
More than they could ever deserve.

2. OPENING CIRCLE TIME, continued

= follow the stars for a short & simple lesson plan

**Learning about
the Big Question
(use one or both)**


Repeat the Big Question and Answer again:

"What Is God's Love for His People Like? More than They Could Ever Deserve!"

Say: "Hmmm, I wonder what that means... Let's do our action rhyme/sing our song that explains it."

Then do the action rhyme or sing the song using any of the optional motions suggested, if desired.

**Big Question
Action Rhyme**
Big Question 8 Action Rhyme

God has a special people,
A special, special people,
God has a special people...
...from ev-ry-where!
And you can be His, too!

God loves His special people
His special, special people,
God loves His special people...
...forever and ever!!
And you can be His, too!

(POSSIBLE ACTIONS)

Stretch your hands out wide to include every place

Point to someone else

Place your hand on your heart

Point to someone else

**Big Question
(Action Rhyme)
Song**

 lyrics and sheet music,
Appendix A
**Big Question 8 (Action Rhyme) Song**

What is God's love for His people like?
What is God's love for His people like?
What is God's love for His people like?
It's more than they could ever deserve.

Verse 1

God loves His people from all places,
from all times, with ev'ry kind of faces.
God loves His people from ev'ry nation,
And He loves them all through Jesus Christ

Refrain

God's love for His people is
more than they could ever deserve.
God's love for His people is
more than they could ever deserve.

Verse 2

God loved His people before the beginning,
Even before they were repenting and believing,
God loved His people from ev'ry nation,
And He loved them all through Jesus Christ. *Refrain*

Verse 3

God loved His people, He sent Jesus,
To save them, so forever they would be His,
God loves His people from ev'ry nation,
And He always will through Jesus Christ. *Refrain*

DDD ESV Songs 8, track 13

(POSSIBLE ACTIONS)

Place hand over your heart

Touch your face

Place hand over your heart

Stretch your hands out wide to include people from every nation

Make cross with your index fingers

Lesson Plan: Big Question 8, Bible Truth 4

use with all THREE lessons

p.5**2. OPENING CIRCLE TIME, continued**

= follow the stars for a short & simple lesson plan

Learning the Bible Truth

VISUAL take out

AID



of BQB

VISUAL AID

All the Bible Truths Sign

★ "It's More than They Could Ever Deserve" is a good beginning, but there's so more to learn. So it's time for us to dig down even deeper for more answers to our Big Question about God. We're going to be learning **FOUR** Bible truths that all tell us more about God's love for His people.

Who would like to hand me the picture with our four Bible truths on it? It's in the Big Question Box/Briefcase." *Choose a child to get it and hand it to you, then hold it up and show them the pictures of the four truths they will be learning.*

Bible Truth Clue

VISUAL take out

AID



of BQB

Bible Truth Clue Sign,
front side
VISUAL AID

After everyone has had a good look, say...

"Ok, we've learned three truths about God's love for His people. They are: "God Gave His Son, Jesus, to Save Them", "God Always Takes Care of Them"; and, "God Uses Their Sadnesses for Good." (point to pictures as you identify each Bible Truth). Now let's look at our Bible Truth Clue sign and see if we can figure out which of these four truths we will be learning about today. Who would like to get it out of the Big Question Briefcase for me?"

Choose a child to open the briefcase, take out the Bible Truth Clue sign and hand it to you. Hold up the front side for the children to see. Cover up the answer, written along the bottom, and say:

"What Is God's Love for His People Like?

It's More than They Could Ever Deserve...

God Will Never ???? Loving His People!

Hint

We're missing one word. Here's the hint to what the missing word is. It says: "What is the opposite of "go"? It starts with the letter "S" and it rhymes with "hop."

Can you guess? It's "stop."

So the Bible Truth we are learning today is:

uncover answer from bottom of sign, show it to them and say:)



"What Is God's Love for His People Like?

It's More than They Could Ever Deserve...

God Will Never STOP Loving His People!



And here is what this Bible Truth means: *(read the meaning off of the back of the sign, say:)*

Bible Truth Meaning

Our love for others changes. Sometimes we love others a lot. Sometimes we don't love them very much.

But God's love for His people is not like that. God's love for His people never changes. God loved His people before they loved Him or even knew Him. He paid for their sins through Jesus' perfect life, when He suffered and died on the cross. He adopts them as His people, when they turn away from their sins and trust in Jesus as their Savior. Nothing will ever stop God from loving His people! They are bound in love to Him through Jesus, and that is a love that will never, ever end! We can become God's people when we turn away from our sins and trust in Jesus as our Savior.

Lesson Plan: Big Question 8, Bible Truth 4 use with all THREE lessons**p.6****2. OPENING CIRCLE TIME, continued**

= follow the stars for a short & simple lesson plan

Learning the Bible Verse**The Bible Chant Song**lyrics and sheet music,
Appendix A

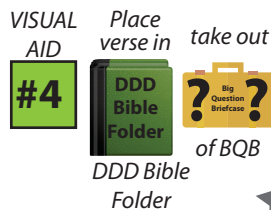
"And how do I know this is true? God tells me so in His special book, the Bible."

Say or sing the Bible Chant Song.

The Bible Chant Song

DDD ESV Songs 8, track 9

The Bible, the Bible,
Let's get out the Bible.
Let's hear what God has to say.
The Bible, the Bible,
God's given us the Bible.
It's His Word for us to learn and obey! Yay!

Bible VerseDDD 8.4 Bible Verse--front
side (in the DDD Bible folder)*found in the DDD Unit 8
Visual Aids, ESV Book

"Who would like to get our Bible folder out of the Big Question Briefcase for me?"

Choose a child to open the briefcase, take out the "Bible" folder and hand it to you. Remove the Bible Verse Picture from the "Bible" folder and hold it up for all the children to see, then say:

Hosea 2:19 tells us:

★ **Hosea 2:19, ESV**

"I will betroth you to me forever. I will betroth you to me in righteousness and in justice, in steadfast love and in mercy."

Learn a Little: "I will betroth you to me forever... in steadfast love."**Bible Verse Meaning**★ **What does that mean?**

To be betrothed to someone is to make a special promise to love them always. Men and women in Bible times used to make special betrothal promises to each other before they got married.

In the Bible, God tells us that He betroths Himself to His people. That means He promises to always love them. He will always be faithful to them. He will always love and care for them. He will always be righteous and just in how He treats them--that means He will always love His people by doing the right thing. He will never do anything evil or treat them badly. He will always show them mercy and treat them with tenderness and kindness.

The Bible also tells us that at the end of time, all of God's people will live with God forever. Jesus will be like the bridegroom who greets his bride on his wedding day with great joy and begins his life with the one he loves. There will never be anything better than this life with God!

We can become God's people when we turn away from our sins and trust in Jesus as our Savior.

2. OPENING CIRCLE TIME, continued



= follow the stars for a short & simple lesson plan

**Bible Verse
Song**

*lyrics and sheet music,
Appendix A*

You might also enjoy:

*Even to Your Old Age
Isaiah 46:4,9,11, ESV
DDD ESV Songs 8,
track 30;*

*For He Chose Us
Ephesians 1:4-5, HCSB
DDD ESV Songs 8,
track 31*

We've said our Bible verse, now let's sing it!

I Will Betroth You to Me: Hosea 2:19

DDD ESV Songs 8, track 29

I will betroth you to me forever,
I will betroth you to me forever,
In righteousness and justice,
In love and in mercy.
I will betroth you to me forever,
I will betroth you to me forever,
Hosea Two, nineteen.

Lesson Plan: Big Question 8, Bible Truth 4

use with all THREE lessons

p.8**2. OPENING CIRCLE TIME, continued**

= follow the stars for a short & simple lesson plan

| | |
|--|--|
| Getting into the Case | <p>"Now it's time to do a bit more deep down investigating. Let's see what Detective Dan wants us to help him figure out. Would someone like to get it out for me?"</p> |
| Listening Assignments <div> <div>Place in</div> <div>take out</div> <div> </div> <div>of BQB</div> </div> | <p>NOTE: Listening assignments are most suitable for ages 3+. Skip straight to the Bible story (see bottom of this page), if working with 2 year olds.</p> <p>"Let's open up our listening assignment and see what we are supposed to figure out today.</p> <p><i>Choose a child to take out the Listening Assignment (from the DDD Bible Folder) and hand it to you. Read Detective Dan's letter to the children that includes the listening assignment. The listening assignments are summarized below:</i></p> |
| <div> <div>VISUAL AID</div> <div>#5</div> <div>DDD Unit 8 Visual Aids, ESV</div> </div> | <p><u>Detective Dan's Lesson #1 Listening Assignment:</u></p> <p>I need to find out:</p> <ol style="list-style-type: none"> 1. Who was the One who would not stop loving David? 2. Why was it surprising that He would not stop loving him? |
| <div> <div>VISUAL AID</div> <div>#6</div> <div>DDD Unit 8 Visual Aids, ESV</div> </div> | <p><u>Detective Dan's Lesson #2 Listening Assignment:</u></p> <p>Our Bible Verse is Hosea 2:19, ESV:</p> <p>"I will betroth you to me forever. I will betroth you to me in righteousness and in justice, in steadfast love and in mercy."</p> <p>I need to find out:</p> <ol style="list-style-type: none"> 1. Who did the LORD love with this kind of unstoppable love in our story? 2. How did the LORD show His love and compassion to this person? |
| <div> <div>VISUAL AID</div> <div>#7A,B,C</div> <div> <i>*Listening Assignment #3 includes the Assignment Sheet, plus 6 clue pictures*</i> </div> <div>DDD Unit 8 Visual Aids, ESV</div> </div> | <p><u>Detective Dan's Lesson #3 Listening Assignment:</u></p> <p>I found six clues, but only 4 of them are in the story.</p> <p>They are: A harp, a very tall man, a butterfly, a son named Absalom, a cake, and a cave.</p> <p><i>Hold each of them up for the children to see as you identify them.</i></p> <p>I need to figure out:</p> <ol style="list-style-type: none"> 1. Which four belong in our story? 2. Who asked God to forgive his sins? Who sang praises to God? |
| <p>Tell the Bible Story</p> <div> <div>Place story & pics in</div> <div>take out</div> <div> </div> <div>of BQB</div> </div> <p>DDD Unit 8 Visual Aids, ESV</p> <p>Story text included in this book right after this lesson plan and in Visual Aids book</p> | <p><u>Then say.</u> "Ok, Deep Down Detectives! Put on your best listening ears and see if you can hear the answers to Detective Dan's questions. When I finish telling the story, we will see if we can answer all the questions."</p> <p><u>Bible Story: The Case of the One Who Would Not Stop</u> 1 & 2 Samuel, Psalms 16, 23</p> <p><i>Read the Bible Truth story, putting up the storyboard pictures/Story Scenes as you tell it. Then have the children answer the listening assignment, present the gospel and lead in prayer.</i></p> <p><i>*Answers to questions, the gospel and ACTS prayer are included with the story text.*</i></p> |

Lesson Plan: Big Question 8, Bible Truth 4

use with all THREE lessons

p.9**2. OPENING CIRCLE TIME, continued**

= follow the stars for a short & simple lesson plan

| | |
|--|--|
| <p>Story Response Song(s)</p> <p>Hymn</p> <p><i>lyrics and sheet music, Appendix A</i></p> | <p><i>As attention span and time allow, you might want to end with one of the following songs which also tie in with the unit. If desired, use the Music and Movement activity ideas while singing (listed with the Response Activities).</i></p> <p>And Can It Be <i>DDD ESV Songs 8, track 18</i></p> <p>Refrain</p> <p>Amazing love, how can it be? That thou, my God, should die for me? Amazing love, how can it be? That thou, my God, should die for me?</p> <p>Tie-in: "God's love is amazing! How He loves His people! They deserved the full punishment for their sins. They deserved to die and be separated from God forever. But Jesus came to die for the sins of all who would ever turn from their sins and trust in Him as their Savior. He died in their place. He took their sins, so that they could be forgiven and live as God's people forever. When we turn from our sins and trust in Jesus as our Savior, then His death pays for our sins, too. We, too, can know God now in our hearts; and one day, go to live with Him forever."</p> |
| <p>Praise Song</p> <p><i>lyrics and sheet music, Appendix A</i></p> | <p>Praise Song: God Is So Good <i>DDD ESV Songs 8, track 19</i></p> <p>God is so good (powerful, holy), God is so good (powerful, holy), God is so good (powerful, holy), He's so good (powerful, holy) to me.</p> <p>Tie-in: "Children, God is so good to us, sinful humans! That He would love us and send His Son, Jesus, to die for them. Let's sing of how good He is and how loving He is!"</p> |

3. TAKING ACTION: Response Activities *(choose from among these activities)*

| | |
|--|---|
| <p>Transition to Activities</p> | <p> Well, Deep Down Detectives, you've done a great job diggin' deep down for answers in the truths of God's Word. Now it's time to enjoy some activities."</p> <p><i>Tell children what activity/s you are providing for them: either free play or some of the response activities listed below. When you are ready to dismiss them, use this song to help the children transition in an orderly fashion to their next activity.</i></p> |
| <p>Classroom Song, verse 2</p> <p><i>lyrics and sheet music, Appendix A</i></p> | <p>"Children, let's sing our Time to Play Song. When we are finished you may get up and walk over to our next activity."</p> <p>Classroom Song, verse 2 <i>DDD ESV Songs 8, track 2</i></p> <p>We've gathered together to worship God, We've gathered together to worship God, And now it's time to play.</p> <p><i>Dismiss the children to whatever activities you have prepared for them to do.</i></p> |


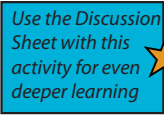

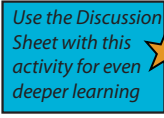

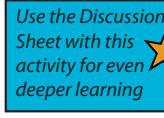


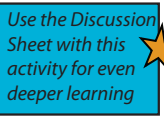

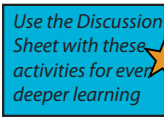

Lesson Plan: Big Question 8, Bible Truth 4

use with all THREE lessons

p.10

3. TAKING ACTION: Response Activities (choose from among these activities)




= short & simple lesson plan

| | |
|--|--|
| Response Activities | Choose one or more activities appropriate for your children, based on classroom time and developmental needs. Add the Discussion Sheet to any activity for deeper learning.  |
| Bible Verse Memory Game <i>game directions, Appendix B</i> | <p>Though listed with the opening activities, you may choose to use this Bible verse game here instead (or as a repeat).</p> <ul style="list-style-type: none"> Lesson 1 Game: Duck, Duck, Goose Lesson 2 Game: Slap, Clap and Stack Lesson 3 Game: Simon Says How <div>   </div> <p>Discussion Questions</p> |
| Music, Movement & Memory Activity <i>game directions, Appendix B</i> | <p>A music activity that uses the songs from the Bible Truth and Big Question unit.</p> <ul style="list-style-type: none"> DDD Songs for this Bible Truth, plus: Lesson 1 Activity: Musical Squares Lesson 2 Activity: Thumping Drums Lesson 3 Activity: Say, Spring Up and Shout <div>   </div> <p>Discussion Questions</p> |
| Bible Story Review Game <i>game directions, Appendix B</i> | <p>A game that uses the storyboard pictures from the story to review the story.</p> <ul style="list-style-type: none"> Lesson 1 Game: Fix Up the Mix Up Lesson 2 Game: Take Me through the Tunnel Lesson 3 Game: Missing in Action <div>   </div> <p>Discussion Questions</p> |
| Coloring Pages/ Take Home Sheets <i>in Appendix C</i>  | <p>A coloring page related to the lesson assignment question is provided for each lesson. On the back of each are the key concepts, a few questions and a song for parents to use with their children.</p> <p>NOTE: Upgrade your coloring sheet to a more interesting craft by offering simple embellishments, such as jiggly eyes, craft sand, glitter, glitter glue, colored paper dots (made with a hole punch), fabric scraps, etc. Make cut-to-size glued-on clothes, hair, etc for characters by using a copy of the coloring sheet, cutting out the selected portions and making them the patterns for whatever you want to cut out of fabric, paper, foil, etc.</p> <ul style="list-style-type: none"> Lesson 1 Coloring Sheet Emphasis: Bible Truth Lesson 2 Coloring Sheet Emphasis: Bible Verse Lesson 3 Coloring Sheet Emphasis: ACTS Prayer <div>   </div> <p>Discussion Questions</p> |
| Extra Crafts: Big Question Craft <i>in Appendix C</i> Bible Verse Craft <i>in Appendix C</i> Bible Story Puzzle <i>in Appendix C</i> | <p>These crafts are slightly more complex than the coloring/take home sheets:</p> <p>The Bible Concept Go-and-Tell Craft is a craft that summarizes the Bible concept and includes the Bible verse is included for those desiring more than a coloring sheet. This more complex craft will involve gluing, sticking, etc. Can be used at any time.</p> <p>The Bible Story Coloring Sheet provides a tie in between the Bible story and the Bible truth they are learning.</p> <p>The Storyboard Picture Placement Page has been made into a puzzle that can be cut out and re-assembled by the children. This provides a nice summary of the story.</p> <div>   </div> <p>Discussion Questions</p> |
| Free Play Activities <i>ideas in Appendix D</i> | <p>Offer your own or some of the easy-to-make, free play activities suggested in Appendix D.</p> |

Lesson Plan: Big Question 8, Bible Truth 4

use with all THREE lessons

p.11**4. CLOSING CIRCLE TIME** *(End-of-session activities for the last 5-10 minutes of class time)* = short & simple lesson plan

| | |
|---|--|
| <p>Transition to Closing Circle</p> <p>Classroom Song, verse 3</p> <p><i>lyrics and sheet music, Appendix A</i></p> | <p><i>Use this song to help the children transition in an orderly fashion. Start singing this song and ask the children to gather with you for Closing Circle Time.</i></p> <p>Classroom Song, verse 3 <i>DDD ESV Songs 8, track 3</i></p> <p>It's time to get ready to go and tell, It's time to get ready to go and tell, Come gather here with me.</p> |
| <p>Closing Circle Time</p> <p>Classroom Song, verse 4</p> <p><i>lyrics and sheet music, Appendix A</i></p> | <p><i>When children are settled in the circle, say:</i></p> <p>"It's almost time for your parents to come pick you up. And do you know what that means? It means.... (draw this out to build anticipation and excitement)...that it's almost time to go home and....it's almost time to...Go and Tell! We have learned some big news about God today. God wants us to take and tell it to the whole world!"</p> <p>Classroom Song, verse 4 <i>DDD ESV Songs 8, track 4</i></p> <p>So what's our big news to go and tell, So what's our big news to go and tell, Can you tell me now?</p> |
| <p>Big News to Tell</p> <p>Big Question 8</p> <p><i>VISUAL AID</i></p> <p></p> <p><i>*found in the DDD Unit 8 Visual Aids, ESV Book lyrics and sheet music, Appendix A</i></p> <p>Big Question 8, Bible Truth 4</p> <p><i>VISUAL AID</i></p> <p></p> | <p>"Let's see....there's so much big news to tell! There's so much we've learned!</p> <p>First of all, can you tell me the answer to our Big Question: "What Is God's Love for His People Like?" <i>Hold up the Bible Truth Clue Picture.</i></p> <p>Say the answer with me: "It's More than They Could Ever Deserve!"</p> <p><i>(If desired, you can sing one/both of the Big Question songs.)</i> <i>DDD ESV Songs 8, tracks 12,13</i></p> <p>And what's one way He does this? What did we learn? <i>Point to the picture.</i></p> <p>God Will Never Stop Loving His People!"</p> <p>"And how do I know this is true? Can you tell me? Say it with me: "The Bible tells me so!" That's right!</p> |
| <p>Big Question 8 Bible Truth 4 Bible Verse</p> <p><i>VISUAL AID</i></p> <p></p> <p><i>*found in the DDD Unit 8 Visual Aids, ESV Book lyrics and sheet music, Appendix A</i></p> | <p>We learned: Hosea 2:19, ESV: "I will betroth you to me forever. I will betroth you to me in righteousness and in justice, in steadfast love and in mercy."</p> <p>Learn a Little: "I will betroth you to me forever... in steadfast love."</p> <p>What This Means: To be betrothed to someone is to make a special promise to love them always. Men and women in Bible times used to make special betrothal promises to each other before they got married. In the Bible, God tells us that He betroths Himself to His people. That means He promises to always love them. He will always be faithful to them. He will always love and care for them. He will always be righteous and just in how He treats them--that means He will always love His people by doing the right thing. He will never do anything evil or treat them badly. He will always show them mercy and treat them with tenderness and kindness. The Bible also tells us that at the end of time, all of God's people will live with God forever. Jesus will be like the bridegroom who greets his bride on his wedding day with great joy and begins his life with the one he loves. There will never be anything better than this life with God! We can become God's people when we turn away from our sins and trust in Jesus as our Savior. <i>(Sing the Bible song.)</i> <i>DDD ESV Songs 8, track 29</i></p> |

Lesson Plan: Big Question 8, Bible Truth 4

use with all THREE lessons

p.12**4. CLOSING CIRCLE TIME, continued**

= follow the stars for a short & simple lesson plan

| | |
|--|---|
| Closing ACTS Prayer Time ACTS Prayer Chant <i>lyrics and sheet music, Appendix A</i> | <p><i>Let's ask God to help us to remember this and even tell others this good news. Let's get ready and pray our ACTS prayer.</i></p> <p><i>And what does ACTS mean? Let's sing/say our ACTS Prayer Chant!</i></p> <p>ACTS Prayer Chant Song <i>DDD ESV Songs 8, tracks 10,11</i></p> <p>A, Adoration, God, we praise You! C, Confession, Forgive us our sins. T, Thanksgiving, Thank You for Jesus, S, Supplication, Help us to live like Him.</p> <p style="text-align: right;">That's the ACTS prayer, my friend, Bow your head, Close your eyes, Shhh, Let's begin.</p> |
| Closing ACTS Prayer | <p>"Let's pray!"</p> <p><i>Lead the children in the ACTS prayer for this Bible Truth.</i></p> <p>A We praise You, God, for being so full of love for Your people. You love them with a love that will never, ever end.</p> <p>C God, You offer us a love that will never end, but many times, we choose to not love You. We choose to live life our own way, even if it means breaking Your good laws. Please forgive us! We need a Savior!</p> <p>T Thank You, God, for sending Jesus to be our Savior. Thank You that all who put their trust in You can rest in Your love forever.</p> <p>S God, work deep inside our hearts! Help us to turn away from our sins and trust in Jesus as our Savior. Help us to love You and help us to know Your love. Make us Your people who enjoy Your love forever.</p> <p>In Jesus' name, we pray. Amen.</p> |
| 5. TAKING IT HOME <i>(Take Home Sheet)</i> | |
| Clean up and Dismissal ★ | <p>"Now it's time to work together and clean up."</p> <p><i>Have the children join you in cleaning up the room.</i></p> |
| Coloring Pages/ Take Home Sheets ★ <i>in Appendix C</i> | <p><i>Give out the craft/take home sheet and any other papers from the session, as you dismiss children from class.</i></p> <p><i>(Reminder: The back side of the coloring page is the take home sheet for each lesson.)</i></p> |
| Bible Story to Take-Home <i>in Appendix C</i> | <p>You may also want to include a copy of the story along with the take home sheet. (However, each coloring sheet/take home sheet includes a note to parents telling where they can download the story from the Parent Resources section on the website.</p> |

Bible Story for Big Question 8, Bible Truth 4 use with all THREE lessonsPlace
story in

take out

P.1

The Case of the One Who Would Not Stop*1 & 2 Samuel, Psalms 16, 23***Story-telling Tips**

Ahead of time:

1. Read the Bible verses and story. Pray!
2. Choose story action cues and/or prepare storyboard figures, if using. (Included in Visual Aids book)
3. Practice telling story with the storyboard pictures, timing your presentation. Shorten, if necessary.

During your presentation:

1. Maintain as much eye contact as possible as you tell the story.
2. Put up storyboard figures/add story action cues as you tell the story. Allow the children to help you put them on the board, if desired.
3. Include the children in your story with a few questions about what they think will happen or words/concepts that might be new to them.
4. Watch the kids for signs that their attention span has been reached. Shorten, if necessary.

INTRODUCTION/ LISTENING ASSIGNMENTS

"Our story is called: The Case of the One Who Would Not Stop. Here is your listening assignment..." *Read from Detective Dan's Listening Assignment signs, but questions are summarized below:*

Detective Dan's Lesson #1 Listening Assignment:

I need to find out:

1. **Who was the One who would not stop loving David?**
2. **Why was it surprising that He would not stop loving him?**

Detective Dan's Lesson #2 Listening Assignment:**Our Bible Verse is Hosea 2:19, ESV:**

"I will betroth you to me forever. I will betroth you to me in righteousness and in justice, in steadfast love and in mercy."

I need to find out:

1. **Who did the LORD love with this kind of unstoppable love in our story?**
2. **How did the LORD show His love and compassion to this person?**

Detective Dan's Lesson #3 Listening Assignment:

I found six clues, but only 4 of them are in the story.

They are: A harp, a very tall man, a butterfly, a son named Absalom, a cake, and a cave.

Hold each of them up for the children to see as you identify them.

I need to figure out:

1. **Which four belong in our story?**
2. **Who asked God to forgive his sins? Who sang praises to God?**

Read the assignment questions, THEN SAY,

"Ok, Deep Down Detectives! Put on your best listening ears and see if you can hear the answers to Detective Dan's questions. When I finish telling the story, we will see if we can answer all the questions."

*Read the Bible Truth story, answer questions, present the gospel and lead in prayer.**Answers to questions; the gospel; and, ACTS prayer are included with the story text.*

Bible Story for Big Question 8, Bible Truth 4 use with all THREE lessons**P.2****The Case of the One Who Would Not Stop** 1 & 2 Samuel, Psalms 16, 23*Story with lines separating paragraphs (text in bold, optional interaction cues in italics)*

Our story today is about one of the most famous people in the whole Bible. Let me tell you some of the good things he is famous for. Maybe you can guess his name.

When this man was just a boy, he took care of his father's sheep. He made up many beautiful songs about God. He sang them and played them on his harp as he watched the sheep. This boy was a very good and very brave shepherd. He even fought off lions and bears with his sling and sometimes with his bare hands!

A few years later, this young man faced a giant soldier named Goliath. Goliath was threatening the armies of Israel and shouting out terrible things about the LORD. All the soldiers of Israel were too scared to fight Goliath, but not this young man. With his sling and one, smooth stone, the LORD helped him fight Goliath and win. King Saul saw how brave he was and made him one of his greatest soldiers!

This young man grew up to be a great king, himself. He took good care of the people of Israel for many years. He captured the beautiful city of Jerusalem and built a fine palace there. How God blessed the people of Israel through this man!

But even though life was so good, this man never forgot the LORD. He kept writing songs to the LORD. He sang them and he shared them with other people to sing, too. Sometimes thousands of people would sing his songs as they gathered together to worship the LORD. Many of his songs are written down in the Bible, God's Word, and we still enjoy reading them and singing them today.

Can you guess the name of this very famous Bible man? I bet you can!

Can you guess?

His name was David! And yes, he was a man who did many good things, even great things.

But did you know that David was also a man who suffered some very sad things, too? David had many enemies who tried to kill him, including King Saul, the very king David had once served so faithfully. Saul was jealous of David and wanted him dead. He and his soldiers chased David for years, trying to kill him, even though David never did anything wrong to him.

And, don't think David never did anything bad, because he did. He was a sinner just like the rest of us! When David became king, he saw a beautiful woman named Bathsheba and he took her to be his. But Bathsheba was already the wife of Uriah, one of his bravest, most faithful soldiers. David made a tricky plan to get rid of Uriah, so he could hide what he had done. He had Uriah killed in a fierce battle, so it would look like it was an accident! Then, David took Bathsheba to be his own wife. This was all very bad.

One of David's greatest sadnesses came from his son, Absalom. Absalom turned against David. Absalom made a tricky plan to get rid of David, so he could be king in David's place. Absalom turned many of the people against David, too. David had to run away from his palace in Jerusalem and hide in the wilderness. Many people wept as David left Jerusalem; but others, like Shimei, called David bad names, and even threw rocks at him.

David and his friends camped out in the dry, lonely wilderness, so Absalom's men wouldn't find him. David did go back to be king in Jerusalem again, but only after Absalom had been killed. How sad David was! How David loved Absalom and missed him, even though he had treated David so terribly!

Story with lines separating paragraphs (text in bold, optional interaction cues in italics)

So, yes, David WAS a man who did many good, even great things. But David was also a man who suffered some very sad things, and even did some very bad things.

But there is something else you need to know about David. Something that was more important than all these other things. It was the WHY behind all those great, good things that David did. And, it was HOW David made it through all those bad and sad things.

The WHY and HOW behind them all was Someone who loved David. WHO do you think it was?

Can you guess?

It was the LORD! The LORD loved David so much! And it was His great love for David that gave David the courage to fight off lions and bears. It was God's great love for David that gave him the courage to face the fierce giant, Goliath. And, it was God's great love that helped David to care for the people of Israel as their king, and made David want to sing all those beautiful songs about God. Yes, the LORD's great love for David was behind all the great and good things that David did.

But, what happened to God's great love for David when David did those bad things and went through all those sad things? Did it go away? No, it did not. God's love for David never stopped. He kept on loving David and kept on helping him, even then.

In His great love for David, the LORD sent the prophet Nathan to help David see his sins, turn away from them, and ask for forgiveness. Do you think the LORD forgave David?

What do you think?

Yes, He did!

And, it was God's great love that comforted David when King Saul tried to kill him. God provided David with everything he needed, all those years when he had to hide from Saul and his soldiers. And, it was God's love for David that later protected him from Absalom and the others who wanted to kill him.

Yes, God's love for David was WHY David did ALL the great, good things he did. And, it was HOW David made it through ALL the bad and sad things.

But God's great love for David did something else, too. His love filled David's heart with great love for... Can you guess who?

Can you guess?

For God! No wonder he sang to the LORD so many songs!

When LORD protected David from Saul and his soldiers, David sang: "I love you, O LORD. You are my strength. You will deliver me and save me from my enemies. I praise Your name!" (from Psalm 18:1-3)

Bible Story for Big Question 8, Bible Truth 4 use with all THREE lessons**P.4***Story with lines separating paragraphs (text in bold, optional interaction cues in italics)*

And, when the LORD used Nathan to show David his sin, David sang: "Have mercy on me, O God, according to your steadfast love, take away my sins... Deliver me, my God, my Savior, and I will sing aloud of your perfect goodness. I will praise you!" (from Psalm 51:1-2,14)

And even when Absalom tried to kill him, David sang to God, out in the wilderness: "O LORD, how many are my enemies! Many are saying You will not save me. But you, O LORD, are a shield about me. You hear my prayers and You will take care of me. I will not be afraid of many thousands of people who have set themselves against me all around me. You will rescue me from my enemies. You will save me!" (from Psalm 3)

Yes, the LORD filled David's heart with songs of love for Him.

So, every day of David's life—in the great and good times, and even the bad and sad times—David praised the LORD for His great love for him. It was a love that never stopped.

But most of all, David looked forward to the day when God's greatest promise to him and all of God's people will come true. David sang about it, too. Do you know what that greatest promise is?

Do you know what it is?

God's greatest promise is to bring His people home to live with Him forever. Then, at last, they will enjoy God's love for them in the closest, most wonderful ways. That's why David sang: "Surely the LORD will show me goodness and mercy all the days of my life, and I will go to live with Him forever." (from Psalm 23:6)

For David knew the same thing that we are learning today: God's love for His people is more than they could ever deserve. It goes on and on. God will never stop loving His people. This was the most wonderful thing that David could think of. And, it's what he, along with all of God's people who have already died, is enjoying right now, and will keep on enjoying forever.

We can enjoy God's amazing, unending love, too, if we turn away from our sins and trust in Jesus as our Savior. This is how we become God's people. Ask Him to help you!

Cracking the Case: (story wrap-up for Listening Assignments)

It's time to see how we did with our Listening Assignment.

Detective Dan's Lesson 1 Listening Assignment:

1. Who was the One who would not stop loving David? The LORD.

2. Why was it surprising that He would not stop loving him? Because David did some very bad things that broke God's law.

For You and Me:

Like David, we, too, are sinners. We do not deserve God's love. We deserve His punishment. How sad! But the great news is that God offers to forgive our sins and make us His people when we turn from our sins and trust in Jesus as our Savior. Like David, we can know God and His great love forever!

Detective Dan's Lesson 2 Listening Assignment:

Our Bible Verse is: Hosea 2:19, ESV:

"I will betroth you to me forever. I will betroth you to me in righteousness and in justice, in steadfast love and in mercy."

1. Who did the LORD love with this kind of unstoppable love in our story? David.

2. How did the LORD show His love and compassion to this person? He helped David do the good things that David did. He helped David see that he was a sinner and turn away from his sins when he did bad things. He took care of David through all the sad times, too. He never stopped loving David throughout his whole life.

For You and Me

David knew the LORD's unstoppable love and so can we! How? By turning away from our sins and trusting in Jesus as our Savior. This is how we become God's dearly-loved people forever!

Detective Dan's Lesson 3 Listening Assignment:

Our six clues were: a harp, a very tall man, a butterfly, a son named Absalom, a cake, and a cave.

1. Which four belong in our story?

The harp, the very tall man, Absalom and the cave belong in the story. The butterfly and the cake do not.

2. Who asked God to forgive his sins? Who sang praises to God? David asked God to forgive his sins. David sang praises to God for all of His unfailing love.

For You and Me:

David knew the LORD's unstoppable love and so can we! How? By turning away from our sins and trusting in Jesus as our Savior. This is how we become God's dearly-loved people forever!

The Gospel (story wrap-up if NOT using Listening Assignments)**Our Bible Truth is:**

What Is God's Love for His People Like?

It's More than They Could Ever Deserve...

God Will Never Stop Loving His People!

Why does God keep on loving His people this way, even though they are all sinners who have rebelled against Him? It is because of Jesus!

God sent Jesus to live the perfect life that we should have lived, but never did. On the cross, Jesus gave His perfect life as the full payment for the sins of God's people so they could be forgiven and know special closeness with God as their Heavenly Father.

On the third day, Jesus rose from the dead, proving He had really beaten sin and death for them, once and for all! That's why God loves His people, even though they are sinners. And that's why His love for His people will go on forever and ever. Jesus paid it all!

How wonderful it is to be one of God's people, forever loved by Him! You and me, we can know God's forever love, too, when we turn away from our sins and trust in Jesus as our Savior. God will forgive our sins, too, and we will enjoy wonderful special closeness with God as His special people, now and forever.

Close in prayer.

Closing ACTS Prayer

- A** We praise You, God, for being so full of love for Your people. You love them with a love that will never, ever end.
- C** God, You offer us a love that will never end, but many times, we choose to not love You. We choose to live life our own way, even if it means breaking Your good laws. Please forgive us! We need a Savior!
- T** Thank You, God, for sending Jesus to be our Savior. Thank You that all who put their trust in You can rest in Your love forever.
- S** God, work deep inside our hearts! Help us to turn away from our sins and trust in Jesus as our Savior. Help us to love You and help us to know Your love. Make us Your people who enjoy Your love forever.

In Jesus' name, we pray. Amen.

Go to Lesson Plan, p.9 for the script to the rest of the lesson.

Deep Down Discussion Sheet

use with all THREE lessons

Use with all
response activities
for deeper learning**P.1***Questions to aid discussion of the key concepts and for use in games*

Be familiar with these questions and answers. Look for opportunities to ask questions and discuss their answers, such as while the children work on their coloring pages, as part of their response games, or during play time. Remember: your goal isn't to ask all these questions or only talk to the children about these things. It is to be deliberate in having good conversations with them, however much or little you have.

| | |
|--|---|
| <p>BIG QUESTION</p> <p>Meaning</p> <p>Discussion Questions</p> <p><i>choose a few</i></p> | <p>What Is God's Love for His People Like? More than They Could Ever Deserve!</p> <p>God has a special people He loves. They come from all over the world. They've lived in every time --from long ago, all the way up to today. And there are millions and millions of them! There is nothing better than being one of God's special people! God has adopted them as His children. He promises to love and care for them always. He gives them special closeness with Him in their heart; and one day when they die, they will go to live with Him forever. God's people know His love for them is more than they could ever deserve. They know God didn't make them His special people because they were so good. They are sinners who have disobeyed His good laws, just like everyone else. God just loves them just because He loves them. God's love for His people is the biggest love there will ever be. It's so big that God sent His Son, Jesus, to suffer and die on the cross to pay for their sins. That was the only way they could become His people. You and I can become God's people when we turn away from our sins and trust in Jesus as our Savior.</p> <ol style="list-style-type: none"> 1. What is God's love for His people like? <i>More than they could ever deserve.</i> 2. Where are God's special people from? <i>From all over the world and from every time people have lived.</i> 3. What have God's special people said sorry to God about? <i>Their sins.</i> 4. Who have God's special people trusted in as their own Savior? <i>Jesus.</i> 5. How long does God promise to love His people? <i>Forever!</i> 6. What is better than being one of God's special people? <i>Nothing!</i> 7. Did God make them His special people because they were so good? <i>No. He loves them because He loves them.</i> 8. What must we do, if we are to be God's special people? <i>Turn away from our sins and trust in Jesus as our Savior.</i> |
| <p>BIBLE TRUTH</p> <p>Meaning</p> <p>Discussion Questions</p> <p><i>choose a few</i></p> | <p>It's More than They Could Ever Deserve...God Will Never Stop Loving His People!</p> <p>Our love for others changes. Sometimes we love others a lot. Sometimes we don't love them very much. But God's love for His people is not like that. God's love for His people never changes. God loved His people before they loved Him or even knew Him. He paid for their sins through Jesus' perfect life, when He suffered and died on the cross. He adopts them as His people, when they turn away from their sins and trust in Jesus as their Savior. Nothing will ever stop God from loving His people! They are bound in love to Him through Jesus, and that is a love that will never, ever end! We can become God's people when we turn away from our sins and trust in Jesus as our Savior.</p> <ol style="list-style-type: none"> 1. Does our love for others stay the same or change? <i>It changes.</i> 2. Does God's love for His people change? <i>It never changes.</i> 3. Did God love His people before they loved Him? <i>Yes, He did.</i> 4. Did God love His people when they first trusted Him? <i>Yes, He did.</i> 5. How long will God keep on loving His people? <i>Forever!</i> 6. What can stop God from loving His people? <i>Nothing!</i> 7. How can we become God's people? <i>By turning away from our sins and trusting in Jesus as our Savior.</i> |

Deep Down Discussion Sheet

use with all THREE lessons

P.2*Questions to aid discussion of the key concepts and for use in games*

| | |
|--|---|
| THE GOSPEL | <p>What is God's good news for you and me? <i>The gospel! What is God's love for His people like? More than they could ever deserve...God will never stop loving them! Why does God keep on loving them this way, though they are all sinners who have rebelled against Him? It is because of Jesus! God sent Jesus to live the perfect life that we should have lived, but never did. On the cross, He gave His perfect life as the full payment for the sins of God's people so they could be forgiven and know special closeness with God as their Heavenly Father.</i></p> <p><i>On the third day, Jesus rose from the dead, proving He had really beaten sin and death for them, once and for all! That's why God loves His people, even though they are sinners. And that's why His love for His people will go on forever and ever. Jesus paid it all! How wonderful it is to be God's people, loved forever by Him. You and me, we can know God's forever love, too, when we turn away from our sins and trust in Jesus as our Savior. God will forgive our sins, too, and we will enjoy wonderful special closeness with God as His special people, now and forever.</i></p> |
| BIBLE TRUTH BIBLE VERSE Meaning Discussion Questions <i>choose a few</i> | <p>"I will betroth you to me forever. I will betroth you to me in righteousness and in justice, in steadfast love and in mercy."--Hosea 2:19, ESV</p> <p>Learn a Little: "I will betroth you to me forever... in steadfast love."</p> <p>To be betrothed to someone is to make a special promise to love them always. Men and women in Bible times used to make special betrothal promises to each other before they got married. In the Bible, God tells us that He betroths Himself to His people. That means He promises to always love them. He will always be faithful to them. He will always love and care for them. He will always be righteous and just in how He treats them--that means He will always love His people by doing the right thing. He will never do anything evil or treat them badly. He will always show them mercy and treat them with tenderness and kindness. The Bible also tells us that at the end of time, all of God's people will live with God forever. Jesus will be like the bridegroom who greets his bride on his wedding day with great joy and begins his life with the one he loves. There will never be anything better than this life with God! We can become God's people when we turn away from our sins and trust in Jesus as our Savior.</p> <p>1. What does betroth mean? <i>Making a special promise to love someone always.</i></p> <p>2. What does it mean that God betrothes Himself to His people? <i>He will always love them.</i></p> <p>3. What is God's love like? <i>It is perfect. It is tender and kind. He only does good to His people. It's always just what they need.</i></p> <p>4. How can we become God's people? <i>By turning away from our sins and trusting in Jesus as our Savior. He loves to answer these prayers! Ask Him to help you!</i></p> |
| BIBLE STORY Discussion Questions <i>choose a few</i> | <p>The Case of the One Who Would Not Stop</p> <p>1. Today we learned something about God's love for His people. We learned that God Will Never Stop Loving His People. Who knew this is our story today? <i>David.</i></p> <p>2. How did thinking about God's love help David do great, good things? <i>He knew that God would take care of him. He thought about how great God's love was for him, as one of His people, and he delighted to do great, good things to show others how great God is.</i></p> <p>3. How did thinking about God's love help David in bad times? <i>God helped David see his sins, turn away from their and ask for His forgiveness...and God, in His great love, did!</i></p> <p>4. How did thinking about God's love help David in sad times? <i>God's love comforted him when there was no one else to comfort him.</i></p> <p>5. What did David look forward to most of all? <i>To the day when he would live with God forever in heaven. How close he would live to God, enjoying all of His love for him, as one of God's people! This would be best of all!</i></p> <p>6. How can we become God's dearly-loved people, like David was? <i>By turning away from our sins and trusting in Jesus as our Savior.</i></p> |

DEEP DOWN DETECTIVES

Curriculum Resources



**Appendix A:
Unit 8 Songs, ESV**

Index of Songs

| | |
|---|-----|
| TRACK NUMBERS | 152 |
| GENERAL CLASSROOM SONGS (USED EVERY LESSON, EVERY UNIT) | |
| Lyrics: | |
| The Classroom Song vs.1-4 | 155 |
| Deep Down Detectives Theme Song | 156 |
| The Classroom Rules Song | 156 |
| Let's Pray Song | 157 |
| The Big Question Box Song | 157 |
| The Bible Chant Song | 158 |
| ACTS Prayer Song | 158 |
| Sheet Music : | |
| The Classroom Song vs.1-4 | 159 |
| Deep Down Detectives Theme Song | 160 |
| The Classroom Rules Song | 160 |
| Let's Pray Song | 161 |
| The Big Question Box Song | 161 |
| The Bible Chant Song | 162 |
| ACTS Prayer Song | 162 |
| Unit 8: The God Who Loves | |
| Unit 8 Songs Lyrics: | |
| Big Q & A 8 Song | 167 |
| Big Question 8 Song: What Is God's Love for His People Like? | 168 |
| Big Question 8 Bible Verse Song: Oh, Give Thanks 1 Chronicles 16:34 ESV (full version) | 169 |
| <i>Extra Big Question 8 Bib Godle Verse Song: The Steadfast Love of the Lord Lamentation 3:22,23, ESV</i> | 170 |
| Big Question 8 Hymn: And Can It Be, v.1 refrain | 171 |
| Big Question 8 Praise Song: God Is So Good | 172 |
| Unit 8 Songs Sheet Music | |
| Big Q & A 8 Song | 173 |
| Big Question 8 Song: What Is God's Love for His People Like? | 175 |
| Big Question 8 Bible Verse Song: Oh, Give Thanks 1 Chronicles 16:34 ESV (full version) | 176 |
| <i>Extra Big Question 8 Bib Godle Verse Song: The Steadfast Love of the Lord Lamentation 3:22,23, ESV</i> | 177 |
| Big Question 8 Hymn: And Can It Be, v.1 refrain | 178 |
| Big Question 8 Praise Song: God Is So Good | 178 |

Index of Songs, continued

What Is God's Love for His People Like? It's More than They Could Ever Deserve!

Bible Truth 1: God Gave His Son, Jesus, to Save Them

Lyrics:

| | |
|---|-----|
| Bible Verse: This Is Love 1 John 4:10, ESV | 181 |
| <i>Extra Song: God's One, Big Plan</i> | 182 |
| <i>Extra Bible Verse: The LORD Is Good to All Psalm 145:9,13,15-16, ESV</i> | 183 |
| <i>Extra Bible Verse: For God So Loved the World John 3:16, ESV</i> | 184 |

Sheet Music:

| | |
|---|-----|
| Bible Verse: This Is Love 1 John 4:10, ESV | 185 |
| <i>Extra Song: God's One, Big Plan</i> | 186 |
| <i>Extra Bible Verse: The LORD Is Good to All Psalm 145:9,13,15-16, ESV</i> | 187 |
| <i>Extra Bible Verse: For God So Loved the World John 3:16, ESV</i> | 188 |

Bible Truth 2: God Always Takes Care of Them

Lyrics:

| | |
|---|-----|
| Bible Verse: The LORD Is My Shepherd Psalm 23:1-6, ESV | 189 |
| <i>Extra Bible Verse: Who Shall Separate Us Romans 8:35, 37-39, ESV</i> | 190 |
| <i>Extra Bible Verse: If God Is for Us Romans 8:31-32,35,38-39, ESV (different version)</i> | 191 |

Sheet Music:

| | |
|---|-----|
| Bible Verse: The LORD Is My Shepherd Psalm 23:1-6, ESV | 192 |
| <i>Extra Bible Verse: Who Shall Separate Us Romans 8:35, 37-39, ESV</i> | 194 |
| <i>Extra Bible Verse: If God Is for Us Romans 8:31-32,35,38-39, ESV (different version)</i> | 195 |

Bible Truth 3: God Uses Their Sadnesses for Good

Lyrics:

| | |
|--|-----|
| Bible Verse: And We Know Romans 8:28-29, ESV | 196 |
| <i>Extra Bible Verse: All Things Romans 8:28-29, ESV</i> | 197 |

Sheet Music:

| | |
|--|-----|
| Bible Verse: And We Know Romans 8:28-29, ESV | 198 |
| <i>Extra Bible Verse: All Things Romans 8:28-29, ESV</i> | 200 |

Bible Truth 4: God Will Never Stop Loving His People

Lyrics:

| | |
|--|-----|
| Bible Verse: I Will Betroth You to Me Hosea 2:19, ESV | 201 |
| <i>Extra Bible Verse: Even to Your Old Age Isaiah 46:4,9,11, ESV</i> | 202 |
| <i>Extra Bible Verse: For He Chose Us Ephesians 1:4-5, HCSB</i> | 203 |

Sheet Music:

| | |
|--|-----|
| Bible Verse: I Will Betroth You to Me Hosea 2:19, ESV | 204 |
| <i>Extra Bible Verse: Even to Your Old Age Isaiah 46:4,9,11, ESV</i> | 206 |
| <i>Extra Bible Verse: For He Chose Us Ephesians 1:4-5, HCSB</i> | 207 |

Deep Down Detectives ESV Songs & Track Numbers

This is a listing of all songs mentioned in the unit curriculum. You may or may not choose to use all of the songs. They are listed in easy-reference order--NOT in the order used in the curriculum.

You may choose to simply burn a CD/load them onto an mp3 device in this order. Or, you may want to do what we do: choose the songs we want to use and create a play list of them in that order. Then, we burn a CD/upload the play list onto an mp3 device. A teacher only has to click forward to the next song, instead of hunting for the right track. The track number have been included as part of the title of each song, so teachers will still have a reference to the track number listed in the curriculum (same as those listed below), even if you change the order on your customized play list.

SONGS USED EVERY UNIT OF THE CURRICULUM

- 1 The Classroom Song v.1
- 2 The Classroom Song v.2
- 3 The Classroom Song v.3
- 4 The Classroom Song v.4
- 5 Deep Down Detectives Theme Song
- 6 The Classroom Rules Song
- 7 Let's Pray Song
- 8 The Big Question Box Song
- 9 The Bible Chant Song
- 10 ACTS Prayer Song (Short Version)
- 11 ACTS Prayer Song (Full Version)

Why the Extra Songs?

Deep Down Detectives is a curriculum used by a wide age-span of kids. Sometimes one of the other songs is a better fit for your kids. Or, you may simply want to teach them more songs on the same Bible Truth. Use as many or as few as you want.

UNIT 8: THE GOD WHO LOVES

- 12 Big Q & A 8 Song
- 13 Big Question 8 Song: What Is God's Love for His People Like?
- 14 Big Question 8 Bible Verse Song: Oh, Give Thanks 1 Chronicles 16:34 ESV (full version)
- 15 Big Question 8 Bible Verse Song: Oh, Give Thanks 1 Chronicles 16:34 ESV (short version)
- 16 *Extra Big Question 8 Bible Verse Song: Give Thanks 1 Chronicles 16:34 ESV (different version)*
- 17 *Extra Big Question 8 Bible Verse Song: The Steadfast Love of the Lord Lamentation 3:22,23, ESV*
- 18 Big Question 8 Hymn: And Can It Be, v.1 refrain
- 19 Big Question 8 Praise Song: God Is So Good

What Is God's Love for His People Like? It's More Than They Could Ever Deserve...

Bible Truth 1: God Gave His Son, Jesus, to Save Them

- 20 Bible Verse: This Is Love 1 John 4:10, ESV
- 21 *Extra Song: God's One, Big Plan*
- 22 *Extra Bible Verse: The LORD Is Good to All Psalm 145:9,13,15-16, ESV*
- 23 *Extra Bible Verse: For God So Loved the World John 3:16, ESV*

Bible Truth 2: God Always Takes Care of Them

- 24 Bible Verse: The LORD Is My Shepherd Psalm 23:1-6, ESV
- 25 *Extra Bible Verse: Who Shall Separate Us Romans 8:35, 37-39, ESV*
- 26 *Extra Bible Verse: If God Is for Us Romans 8:31-32,35,38-39, ESV (different version)*

Bible Truth 3: God Uses Their Sadnesses for Good

- 27 Bible Verse: And We Know Romans 8:28-29, ESV
- 28 *Extra Bible Verse: All Things Romans 8:28-29, ESV*

Bible Truth 4: God Will Never Stop Loving His People

- 29 Bible Verse: I Will Betroth You to Me Hosea 2:19, ESV
- 30 *Extra Bible Verse: Even to Your Old Age Isaiah 46:4,9,11, ESV*
- 31 *Extra Bible Verse: For He Chose Us Ephesians 1:4-5, HCSB*

DEEP DOWN DETECTIVES

Curriculum Resources



General Classroom Songs
(used every lesson
of the curriculum)

Unit 8 Lyrics

The Classroom Song

DDD ESV Unit 8 Songs, Tracks 1-4

Verse 1

Let's gather together to worship God,
Let's gather together to worship God,
Come gather now with me!

Verse 2

We've gathered together to worship God,
We've gathered together to worship God,
And now it's time to play.

Verse 3

It's time to get ready to go and tell,
It's time to get ready to go and tell,
Come gather here with me.

Verse 4

So what's our big news to go and tell,
So what's our big news to go and tell,
Can you tell me now?

Unit 8 Lyrics

Deep Down Detectives Theme Song

DDD ESV Unit 8 Songs, Track 5

We're Deep Down Detectives,
diggin' deep in God's Word,
For truths about God and His plans for this world,
We're seeking to love Him, with all of our heart,
We're Deep Down Detectives!
Come on! Let's start!

Words and Music: Constance Dever ©2015

Classroom Rules Song

DDD ESV Unit 8 Songs, Track 6

Shh, be quiet while someone is talking,
Raise your hand, if you have something to say,
Don't touch your friend, sitting beside you,
Obey your teachers, Be kind as you play.
These are our classroom rules,
These are our classroom rules,
They help us worship God and love one another,
These are our classroom rules.

Words and Music: Constance Dever ©2015

Unit 8 Lyrics

Let's Pray

DDD ESV Unit 8 Songs, Track 7

1-2-3!

Fold your hands,

Bow your head,

Close your eyes.

Let's pray! *(repeat)*

Words and Music: Constance Dever ©2015

Big Question Box Song

DDD ESV Unit 8 Songs, Track 8

The Big Question Box Song

We've got a big box,

All closed up and locked,

Filled with the truths of God's Word.

We've got a brief case,

There's no time to waste,

Come on, kids, let's open it up!

Words and Music: Constance Dever ©2015

Unit 8 Lyrics

The Bible Chant Song

DDD ESV Unit 8 Songs, Track 9

The Bible, the Bible,
Let's get out the Bible.
Let's hear what God has to say.
The Bible, the Bible,
God's given us the Bible.
It's His Word for us to learn and obey! Yay!

Words and Music: Constance Dever ©2015

The ACTS Prayer Song

DDD ESV Songs, Tracks 10,11

A: Adoration, God, we praise You,
C: Confession, Forgive us our sins,
T: Thanksgiving, Thank You for Jesus,
S: Supplication, Help us live like Him. (repeat)

That's the A-C-T-S prayer, my friend,
Bow your head, Close your eyes, Shhh,
Let's begin!

Words and Music: Constance Dever ©2016

The Classroom Song

DDD ESV Unit 8 Songs, Tracks 1-4

1. Let's ga - ther to - geth - er to wor - ship God. Let's ga - ther to -
 2. We've ga - thered to - geth - er to wor - ship God. We've ga - thered to -
 3. It's time to get read - y to go and tell, It's time to get
 4. So what's our big news___ to go and tell? So what's our big

6
 geth - er to wor - ship God. Come ga - ther here with me._____
 geth - er to wor - ship God. And now it's time to play!_____
 read - y to go and tell. Come ga - ther here with me!_____
 news___ to go and tell?_____ Can you tell me now?_____

Words and Music: Constance Dever ©2013

Deep Down Detectives Theme Song

DDD ESV Unit 8 Songs, Track 5

We're Deep Down De - tec - tives! Dig - gin' deep in God's Word, For truths a bout God, and_ His

4
 plans for this world,_____ We're seek - ing to love___ Him,___ with

6
 all of our heart,_____ We're Deep Down De - tec - tives! Come on! Let's start!

Words and Music: Constance Dever ©2014

The Classroom Rules Song

DDD ESV Unit 8 Songs, Track 6

C F G C F G

Shh! Be quiet while someone is talking, Raise your hand when you have something to say,

5 F C F C G13 C

Don't touch your friend, sitting beside you, Obey your teachers be kind as you play.

9 F G F C G

These are our classroom rules, These are our classroom rules, They help us

13 C F G F G C

worship God and love one another, These are our classroom rules. Yeah!

Words and Music: Constance Dever ©2013

Let's Pray

DDD ESV Unit 8 Songs, Track 7

A C#m D A E A

One, two, three, Fold your hands, Bow your head, close your eyes, Let's pray!

5 C#m D A E

One, two, three, Fold your hands, Bow your head, close your eyes, Let's pray!

Words and Music: Constance Dever ©2013

The Big Question Box Song

DDD ESV Unit 8 Songs, Track 8

Eb Ab Eb Ab Eb
 We've got a big box, All closed up and locked, Filled with the truths of God's
 4 Bb Eb
 Word. We've got a brief case, There's
 6 Ab Eb Bb Eb
 no time to waste! Come on, kids! Let's open it up!

Words and Music: Constance Dever ©2016

The Bible Chant Song

DDD ESV Unit 8 Songs, Track 9

A D E A D E A
 The Bi-ble, the Bi ble, Let's get out the Bi-ble, Let's hear what God has to say. The
 5 D E A D E A
 Bi ble, the Bi-ble, God's gi-ven us the Bi ble, It's His Word for us to learn and obey! Yay!

Words and Music: Constance Dever ©2013

The ACTS Prayer Song

DDD ESV Unit 8 Songs, Tracks 10,11



A: A-do-ra tion, "God, we praise You," C: Con-fes-sion, "For-give us our sins,"




T: Thanks-giv ing, "Thank You for Je-sus, S: Sup-pli-ca-tion, "Help us live like Him."



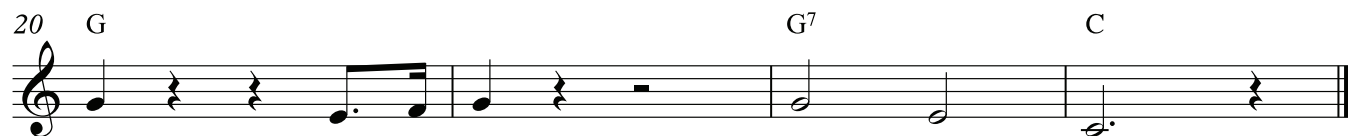
A: A-do-ra tion, "God, we praise You," C: Con-fes-sion, "For-give us our sins,"



T: Thanks-giv ing, "Thank You for Je-sus, S: Sup-pli-ca-tion, "Help us live like Him."



live like_ Him." That's the A, C, T, S prayer, my friend, Bow your



head, close your eyes, shhh! Let's be - gin!

DEEP DOWN DETECTIVES

Curriculum Resources



Unit 8 Songs
(used with all 4 Bible Truths)

Unit 8 Lyrics

Big Q & A 8 Song

DDD ESV Songs 8, Track 12

What is God's love for His people like?
More than they could ever deserve!
What is God's love for His people like?
What is God's love for His people like?
What is God's love for His people like?
More than they could ever deserve!

Words: Constance Dever Music: Adapted Nursery Rhyme ©2012

Unit 8 Lyrics

Big Question 8 Song:

DDD ESV Songs 8, Track 13

What Is God's Love for His People Like?

What is God's love for His people like?
What is God's love for His people like?
What is God's love for His people like?
It's more than they could ever deserve.

Verse 1

God loves His people from all places,
from all times, with ev'ry kind of faces.
God loves His people from ev'ry nation,
And He loves them all through Jesus Christ

Refrain

God's love for His people
Is more than they could ever deserve.
God's love for His people
Is more than they could ever deserve.

Verse 2

God loved His people before the beginning,
Even before they were repenting and believing,
God loved His people from ev'ry nation,
And He loved them all through Jesus Christ. *Refrain*

Verse 3

God loved His people, He sent Jesus,
To save them, so forever they would be His,
God loves His people from ev'ry nation,

Unit 8 Lyrics

Unit 8 Bible Verse Song: DDD ESV Songs 8, Tracks 14,15 O Give Thanks

O give thanks to the LORD, O give thanks,
O give thanks to the LORD, O give thanks,
For He is good,
And His steadfast love endures forever. (*repeat*)

Forever and ever and ever and ever,
Forever and ever and ever and ever.
First Chronicles Chapter Sixteen, verse thirty-four.

Words: adapted from 1 Chronicles 16:34, ESV Music: Constance Dever ©2012

Tie-in: What is God's love for His people like? More than they can ever deserve! The Bible tells us that the LORD's love endures forever. That means it will never, ever end. He loved His people before He even made the world. He loved His people before they loved Him. He loved them when He sent Jesus to save them. He loves them every day of their lives. And He will go on loving His people when they go to live with Him forever after they die. What amazing love! That really is so, so much more than they deserve!

Unit 8 Lyrics

Unit 8 Bible Verse Song: DDD ESV Songs 8, Track 16

Give Thanks

Give thanks, I'm gonna give thanks,
Give thanks to the LORD, for He is good,
Give thanks, I'm gonna give thanks,
Give thanks to the LORD, for He is good.
His steadfast love endures forever,
His steadfast love, forever and ever.
Give thanks, I'm gonna give thanks,
Give thanks to the LORD, for He is good,
Give thanks, I'm gonna give thanks,
Give thanks to the LORD, for He is good.
First Chronicles Sixteen, thirty-four.

Words: adapted from 1 Chronicles 16:34, ESV Music: Constance Dever ©2012

Tie-in: What is God's love for His people like? More than they can ever deserve! The Bible tells us that the LORD's love endures forever. That means it will never, ever end. He loved His people before He even made the world. He loved His people before they loved Him. He loved them when He sent Jesus to save them. He loves them every day of their lives. And He will go on loving His people when they go to live with Him forever after they die. What amazing love! That really is so, so much more than they deserve!

Unit 8 Lyrics

Unit 8 Extra Bible Verse Song: The Steadfast Love of the LORD

DDD ESV Songs 8, Track 17

The steadfast love of the LORD never ceases, never ceases,
His mercies never come to an end,
They never come to an end,
They are new, new every morning;
New, new every morning, new,
Great is your faithfulness,
Great is your faithfulness.

"The LORD is my portion," says my soul,
"Therefore I will hope in him."
"The LORD is my portion," says my soul,
"Therefore I will hope in him."

The steadfast love of the LORD never ceases, never ceases,
His mercies never come to an end,
They never come to an end,
They are new, new every morning;
New, they're new every morning, new,
Great is your faithfulness,
Great is your faithfulness.

Lamentations Chapter Three,
Twenty-two through twenty-four

Words: adapted from Lamentation 3: 22-24 ESV Music: Constance Dever ©2015

Tie-in: The Lord's love for His people is steadfast. It never ends, it never ceases, it never ends. The LORD is merciful--He treats better than we deserve. His mercy is like His love-- it never comes to an end. God's people know that every day they wake up, that God's love will be with them and His mercy will be new for whatever they go through that day. How great is His faithfulness to them--to all who turn from their sins and trust in Jesus as their Savior.

Unit 8 Lyrics

Big Question 8 Hymn: And Can It Be, refrain

DDD ESV Songs 8, Track 18

Amazing love!
How can it be,
That Thou, my God, should die for me?
Amazing love!
How can it be,
That Thou, my God, should die for me?

Words: Charles Wesley Music: Thomas Campbell

Tie-in: What is God's love for His people like? More than they could ever deserve! God's people are amazed that God would love them so much that He would send His one and only Son to die on the cross and take the punishment they deserve from God for disobeying Him! They are amazed that He would let His own, very dear Son suffer and even die to save them!"

Unit 8 Lyrics

Big Question 8 Praise Song: God Is So Good

DDD ESV Songs 8, Track 19

God is so good (powerful, holy),
God is so good (powerful, holy),
God is so good (powerful, holy),
He's so good (powerful, holy) to me.

Words and Music: Anonymous

Tie-in: "Children, God is so good to us, sinful people! He loved us and sent His Son, Jesus, to die for us. Let's sing about how good and loving He is!"

Big Q & A 8 Song

DDD ESV Songs 8, Track 12

C F C F C G C

What is God's love for His peo - ple like? More than they could ev - er de - serve!

5 F C G C F C G

What is God's love for His peo - ple like? More than they could ev - er de - serve!

9 C F C F C G C

What is God's love for His peo - ple like? More than they could ev - er de - serve!

Words: Constance Dever Music: Adapted Nursery Rhyme ©2012

Big Question 8 Song

DDD ESV Songs 8, Track 13

D G D D G A

What is God's love_ for His peo - ple like? What is God's love_ for His peo - ple like?

5 D G D A D

What is God's love for His peo-ple like? It's more than they could ev - er de - serve! God

9 G D A D A

loves His peo ple from all pla ces, from all times, with ev' - ry kind of fa - ces, God

13 D G D A D

loves His peo ple from ev' ry na - tion, and He loves them all thru Je - sus Christ.____

17 G D G D G

God's love for His peo ple, is more than they could ev - er de - serve!____ God's love

22 D A D

for His peo - ple, is more than they could ev - er de - serve!____ God_

25 D G D A

____ loved His peo ple be - fore the be gin - ning, e - ven be - fore they were re -

28 D A D G D

pent - ing and be - liev - ing God loved His peo ple from ev' - ry na - tion, and He

31 A D G D

loved them all thru Je - sus Christ.____ God's love for His peo ple, is

35 G D G D

more than they could ev - er de-serve!____ God's love for His peo - ple, is

39 A D D G D

more than they could ev - er de-serve!____ God____ loved His peo ple He sent Je sus, to

43 A D A D G D

save them, so for - ev-er they would be His, God loves His peo ple from ev'-ry na - tion and He

47 A D G D

al- ways will through Je - sus Christ.____ God's love for His peo ple, is

51 G D G

more than they could ev - er de - serve!____ God's love

54 D A D

for His peo - ple, is more than they could ev - er de - serve!____

Words: and Music: Constance Dever ©2012

1 Chronicles 16:34: O Give Thanks

DDD ESV Songs 8, Tracks 14,15

Unit 8 Bible Verse

A A^{maj9} E^{13(sus4)/A} A D D^{maj7} A A^{maj9}
 O give thanks to the Lord, O give thanks! O give thanks to the

6 E^{13(sus4)/A} A D D^(add9) A A^(add9) A⁶ D^(add9) D⁶ D^{maj7} D
 Lord, O give thanks! For he is good, and his steadfast love, en -

13 D^{maj7} D 1. E E⁶ E 2. E E^(add4) D D^{maj7} D B^m B^{m(add9)}
 dures for - ev - er. O give For - ev - er, and ev - er, and

20 D D^{maj7} D E^(add4) E E^(add4) D D^{maj7} D B^m B^{m(add9)} D D^(add9) B^{13(sus4)/E}
 ev - er and ev - er. For - ev - er, and ev - er, and ev - er, and ev - er.

26 E E^(add9) A A^(add9) A A⁶ D^(add9) D⁶
 First Chron - i - cles, Chap - ter Six - teen,

30 D^{maj7} D^{maj7} D⁶ A⁶ A⁶
 verse thir - ty - four.

Words: adapted from 1 Chronicles 16:34 ESV Music: Constance Dever ©2016

1 Chronicles 16:34: Give Thanks

DDD ESV Songs 8, Track 16

Unit 8 Bible Verse

Give thanks, I'm gon-na give thanks, Give thanks to the LORD for He is good.

5 Give thanks, I'm gon-na give thanks, Give thanks to the LORD for He is good. His

9 stead-fast love en - dures for-ev - er, His stead-fast love, for ev - er and ev - er.

13 Give thanks, I'm gon-na give thanks, Give thanks to the LORD for He is good.

17 Give thanks, I'm gon - na give thanks, Give thanks to the LORD for

20 He is good. First Chron-i - cles Six - teen: thir - ty - four.

Words: adapted from 1 Chronicles 16:34 ESV Music: Constance Dever ©2012

Lamentations 3:22-24: The Steadfast Love of the LORD**Unit 8 Extra Bible Verse**

DDD ESV Songs 8, Track 17

Eb Db(#11) Db(#11) Ab⁶/C Cb^{#11}Cb Cb(#11) Eb
 The stead - fast love of the Lord ne-ver cea- ses, ne-ver cea- ses, His mer - cies ne ver

6 Db(#11) Db(#11) Ab⁶/C Cb(#11) Cb^{maj7} Eb Db(#11) Cm
 come to an end, they ne-ver come to an end, they are new, new ev' ry mor- ning, New,

12 Ab^{maj7}/C Cm Eb Cb(b5) Eb Cb⁵ Eb
 new ev' ry mor ning, new. Great is your faith ful- ness. Great is your faith-ful- ness. "The

18 Ab/C Cb(#11) Eb Cm⁷ Eb Ab/C
 Lord is my por- tion," says my soul, "There- fore I will hope in Him." "The Lord is my por- tion,"

23 Cb(#11) Eb Cb Cb^{maj7}(b5) 1. Bb
 says my soul, "There- fore I will hope in Him." The

27 2. Eb Db(#11) Db(#11) Cm⁹(add4) Cb(#11) Eb
 La - men - ta - tions Chap - ter Three, verse twen - ty - two through twen - ty - four.

And Can It Be?

Big Question 8 Hymn

Eb Bb Eb Bb Eb Ab Bb Eb Ab
 A - maz-ing love! how_ can_ it_ be_ That Thou, my God, should
 7 Bb Eb Bb Ab
 die for me? A - maz - ing love! how can it
 12 Eb Eb Ab Eb Ab Eb Bb Eb
 be That Thou, my God should_ die for me!

Words: Charles Wesley Music: Thomas Campbell

God Is So Good

Big Question 8 Praise Song

D A D
 God is so good(powerful,holy) God is so good(powerful,holy)
 5 G Em⁷ D A⁷ D
 God is so good(powerful,holy), He's so good(powerful,holy) to me.

Words and Music: Anonymous

DEEP DOWN DETECTIVES

Curriculum Resources



**Unit 8 Bible Truth
Bible Verse Songs**

Unit 8 Bible Truth 1 Bible Verse Song Lyrics

This Is Love

DDD ESV Songs 8, Track 20

This is love,
Not that we loved God,
But that He, that he loved us,
He sent his Son,
And He sent His Son,
The propitiation for our sins.
He sent his Son,
And He sent His Son,
The propitiation for our sins.
First John Four, ten.

about this Bible verse:

Words: 1 John 4:10, ESV Music: Constance Dever ©2012

We are all sinners who have rebelled against God, yet God chose to love us and do it in the deepest way possible: He sent Jesus to save us. Yes, He sent His dearly loved Son, to come to earth to be the propitiation, the atoning sacrifice that would pay for our sins and satisfy God's judgment against us. Jesus would live a perfect life, then offer it up as the payment that would bring the forgiveness we needed. And He chose to do this while we still were rebelling against Him! How wonderful is this free gift of God! How deep is His love! This atoning sacrifice is for us, too, when we turn away from our sins and trust in Jesus as our Savior.

Unit 8 Bible Truth 1 Bible Verse Song Lyrics

Extra Song:

God's One, Big Plan

DDD ESV Songs 8, Track 21

Verse 1

Forever God has had one, big plan,
To love a people from every land,
To love them all through Jesus Christ,
Who shed His blood to give eternal life.

Refrain

Oh, who is like the Lord our God,
Who has shown such power, such love.
No one, no one's like our God,
No one's shown such power, such love,
So for His glory, for our joy,
Let's know, let's grow, let's go,
Let's know, let's grow, let's go!

Verse 2

There's work for us in God's one, big plan,
To reach His people in every land,
Know God and His Word,
Grow like Jesus, Give, Pray.
Go to those lands,
Share the gospel today. (*refrain*)

about this song:

Words and Music: Constance Dever ©2011

God's plans are good and unfailing! Those plans include loving and making His very own, millions of people--more than we can count! And, He has woven work for His people into this One, Big Plan of salvation of His. He has given them of telling others the good news of Jesus. He has chosen to work through their words and bringing salvation to people from every land. God's people both prepare to go and help others to go tell the good news of Jesus. They seek to know Him and study His Word. They want to live more and more like Jesus. They give money and pray for those who move to other lands to tell people about Jesus. Some, go to those other lands, themselves. In all these ways, God's people help tell others the good news of Jesus and will go on doing this until the wonderful day when Jesus comes back and brings God's kingdom forever!

Extra Bible Verse Song:

The LORD Is Good to All

DDD ESV Songs 8, Track 22

The LORD is good to all,
His mercy's over all He's made.
The LORD is faithful in all His words,
And kind in all His works.
The LORD is good to all,
His mercy's over all He's made.
The LORD is faithful in all His words,
And kind in all His works.
The eyes of all look to You,
The eyes of all look to You,
You open Your hand,
You satisfy the desire.
Of ev'ry living thing.
Psalm One-forty-five, nine through sixteen.

about this Bible verse:

Words: adapted from Psalm 145:9,13,15-16 ESV Music: Constance Dever ©2012

The LORD is our creator. He made us and provides for us all. Out of His goodness, love and kindness, the LORD pours out blessings of many good things on all people as well as everything else He has made.

Unit 8 Bible Truth 1 Bible Verse Song Lyrics

Extra Bible Verse Song: For God So Loved the World

DDD ESV Songs 8, Track 23

For God so loved the world,
That He gave His only Son,
That whoever believes in Him shouldn't perish,
But have eternal life.

For God so loved the world,
That He gave His only Son,
That whoever believes in Him shouldn't perish,
But have eternal life.
John Three, sixteen.

Tie-in: How great is God's love for sinners like you and me, that He would send His own, dear Son, Jesus to suffer and die for us! Now all who turn from their sins and trust in Jesus as their Savior will not perish. They will not receive the punishment they deserve for their sins. Jesus has already paid for their sins when He died on the cross. Because of what Jesus has done for them, these people will enjoy eternal life with God. Here on earth, they will know God in their hearts and His care in their lives. And when they die, they will go to be with Him forever! God offers us eternal life, too, when we turn away from our sins and trust in Jesus as our Savior.

This Is Love

DDD ESV Songs 8, Track 20

C G F G Am
 This is love, This is love, not that we loved God, but He loved

4 B♭ G/B C G F G Am
 us. This is love, This is love, not that we loved God, but

8 G C F G Am G C Am G
 He loved us. He sent His Son, He sent His Son, the pro - pi - ti - a - tion for our

12 C F G Am G Am
 sins, He sent His Son, He sent His Son, the pro -

15 F G C G F C
 pi - ti - a - tion for our sins. First John Four, ten.

Words: adapted from 1 John 4:10 ESV Music: Constance Dever ©2012

God's One Big Plan

DDD ESV Songs 8, Track 21



1. For - ev - er God has had One, Big Plan, To love a peo - ple from ev' - ry land, to
 save them all through Je - sus Christ, who shed His blood to give e - ter - nal life. Oh, who is like the
 Lord, our God? Who has shown such pow - er such love? No one, no one's like our God!
 No one's shown such pow'r, such love, so for His glo - ry, for our joy, let's
 know, let's grow, let's go! let's know, let's grow, let's go! 2. There's work for
 us in God's One, Big Plan, to reach His peo - ple in ev' - ry land, Know
 God and His Word, Grow like Je - sus, give, pray! Go to those lands, share the gos - pel to - day! Oh,
 who is like the Lord, our God? Who have shown such pow - er such love, No one, no one's
 like our God! No one's shown such pow'r, such love, so for His glo - ry,
 for our joy, let's know, let's grow, let's go! let's know, let's grow, let's go!

Words and Music: Constance Dever ©2012

The LORD Is Good to All

DDD ESV Songs 8, Track 22

G Em C D C
 The LORD is good to all, His mer-cy's o-ver all He's made, The LORD is faith-ful in all His
 6 D G C D G Em C
 words, and kind in all His works, The LORD is good to all, His mer-cy's o-ver all He's
 12 D C D G C G
 made, The LORD is faith-ful in all His words, and kind in all His works. The eyes of
 18 Bm Am D D⁶ G
 all look to You, The eyes of all look to You,
 24 G C D G
 You o-pen your hand, You sat-is-fy the de-sire of ev'ry
 30 C D C G Bm C D G
 liv-ing thing. Psalm One-for-ty-five, nine through six-teen.

Words: adapted from Psalm 145:9,13,15-16 ESV Music: Constance Dever ©2012

John 3:16 For God So Loved the World

DDD ESV Songs 8, Track 23

G(add9) G D A⁷/C# D^{maj9}/C# Bm⁷ G D A/C Bm⁷

For God_ so loved the wor - or_ old, that He gave his on - ly_ Son,

5 Bm⁷ G A⁷ Em⁷ Em A⁷/C# A/C# G A¹¹

That who-ev-er_ be - lieves in_ Him should not per ish, but have e - ter-nal life.

9 D G(add9) G D A⁷/C# Bm⁷ G D^{maj9}/C#

For God_ so loved the wor - or_ old, that He gave his on - ly

13 D A/C Bm⁷ Bm⁷ G A⁷ Em⁷ Em A⁷/C# A/C# G

Son, That_ who-ev-er_ be lieves in_ Him should not per ish, but

17 A¹¹ D/A D^{maj9}/A D A¹¹ D^{maj9}/A A D

have e - ter - nal life._ John Three, six - teen.

Words: adapted from John 3:16, ESV Music: Constance Dever ©2012

Unit 8 Bible Truth 2 Bible Verse Song Lyrics

The LORD Is My Shepherd

DDD ESV Songs 8, Track 24

The LORD is my shepherd, I shall not want.
He makes me lie down in green pastures,
He leads me beside quiet waters, He restores my soul,
He leads me in paths of righteousness for His name's sake.
Even though I walk through the valley of death,
I will fear no evil,

*Why? For You are with me.
Your rod and Your staff, they comfort me.*

You prepare a table before me,
in the presence of my enemies,
You anoint my head with oil; my cup overflows.
Surely goodness and mercy will follow me,
All of the days of my life,
And I will dwell in the house of the LORD,
forever and ever and ever.
Psalm Twenty-three.

about this Bible verse:

Words: adapted from Psalm 23, ESV Music: Constance Dever ©2015

These verses remind us that God loves His people and cares for their needs completely, just like a good shepherd loves and takes care of his sheep. That's what it means to not be in want. We can become God's people when we turn away from our sins and trust in Jesus as our Savior.

Unit 8 Bible Truth 2 Bible Verse Song Lyrics

Extra Bible Verse Song: Who Shall Separate Us?

DDD ESV Songs 8, Track 25

Who shall separate us from the love of Christ? (No one!)
Who shall separate us from the love of Christ? (No one!)
Shall tribulation? No!
Shall distress? No!
Persecution, famine, nakedness? No!
Danger or sword? No!
In all these things we are more than conquerors,
Through Him who loved us,
For I am sure that neither death nor life,
Nor anything else in all creation,
Will be able to separate us from the love of God
In Christ Jesus our Lord.
Romans Eight, thirty-five, eight and nine.

about this Bible verse:

Words: adapted from Romans 8:35,38,39, ESV Music: Constance Dever ©2011

God will always love His people and be with His people. Yes, there may be some very difficult things that they face. But even the most difficult things in this life...even death itself...will NEVER separate God's people from their loving Father in heaven. He bought them through the death of His only and only Son, Jesus. They are His dear people. He sets limits on what difficulties they will have to go through here on earth. He makes sure to give them everything they need to endure them. And one day, they will leave this world and go to live with Him, face-to-face. Never, ever will anything keep them from His very presence for all of eternity. We can become God's people when we turn away from our sins and trust in Jesus as our Savior.

Unit 8 Bible Truth 2 Bible Verse Song Lyrics

Extra Bible Verse Song:

DDD ESV Songs 8, Track 26

If God Is For Us

If God is for us, who can be against us?
He did not spare his own Son,
But gave him up for us all,
How will he not also with him, Graciously give us all things?
How will he not also with him, Graciously give us all things?
Who shall separate us from the love of Christ?
Shall tribulation, or distress,
Persecution, famine, nakedness?
No, in all these things we are more than conquerors,
Through him who loved us.
Neither life nor death, nor anything else
Will separate us from God's love in Christ.
Romans Eight, thirty-one and two,
thirty-five, thirty-seven. through nine.

about this Bible verse:

Words: adapted from Romans 8:31-32,35,37-39, ESV Music: Constance Dever ©2015

God's people will have to face many kinds of difficulties and even enemies as they live for God. Sometimes it may feel like too much is against them and they cannot keep winning the fight to live for God. But, while they may be too weak to fight and win, God is not. He ALWAYS wins. And He at work in them can give them everything they need to fight and win. They need never doubt this. Why, God already gave up His Son, Jesus, to die for their sins and save them. Will He not give them whatever else they will need? Yes, of course!

God will always love His people and be with His people. Yes, there may be some very difficult things that they face. But even the most difficult things in this life...even death itself...will NEVER separate God's people from their loving Father in heaven. He bought them through the death of His only and only Son, Jesus. They are His dear people. He sets limits on what difficulties they will have to go through here on earth. He makes sure to give them everything they need to endure them. And one day, they will leave this world and go to live with Him, face-to-face. Never, ever will anything keep them from His very presence for all of eternity. We can become God's people when we turn away from our sins and trust in Jesus as our Savior.

The LORD Is My Shepherd

DDD ESV Songs 8, Track 24

G#/A C#/D G#/A C#/D E7

The LORD is my shep herd, I shall not want, He makes me lay down in green pas - tures, He

5 G#/A C#/D G#/A E7 G#/A C#/D G#/A

leads me be side still wa - ters, He re-stores my soul, He leads me in paths of

10 C#/D G#/A E7 C#/D G#/A

right-eous ness, for his name's sake, Though I walk thru the val - ley of the

14 C#/D G#/A C#/D E7

sha-dow of death, I will fear no e - vil. Why? For you are with

18 G#/A

me! Your rod and your staff they com-fort me! You pre - pare a ta - ble be

22 C#/D G#/A C#/D E7 G#/A C#/D

fore_ me, in the pre-sence of my_ e ne - mies, You a - noint my head with oil,_

27 G#/A E7 G#/A C#/D E7 C#/D G#/A

My cup o-ver- flows. Sure-ly good-ness and mer cy shall fol-low me, all the days of my

32 E7 C# / D G# / A C# / D G# / A

life. And I shall dwell in the house of the LORD for

35 C# / D G# / A E7 G# / A E7 G# / A

ev - er and ev - er and ev - er. Psalm Twen - ty - three.

Words: adapted from Psalm 23 ESV Music: Constance Dever ©2012

Who Shall Separate Us?

DDD ESV Songs 8, Track 25

Who shall se - par - ate us from the love of Christ? (no one!) Who shall se - par -

ate us from the love of Christ? (no one!) Shall tri - bu - la - tion? No! Shall dis -

tress? — No! Per-se-cu-tion, fa - mine, na-ked-ness No! Dan - ger or

sword? No! In all these things we are more than con-quer-ors, thru

Him who loved us. For I am sure that nei - ther death nor life,

nor a-ny-thing else in all cre - a - tion, will be a-ble to se - pa-rate us

from God's love in Christ Je - sus our Lord.

Ro - mans Eight, thir - ty - five, eight and nine.

Words: adapted from Romans 8:35,38-39, ESV Music: Constance Dever ©2012

If God Is for Us?

DDD ESV Songs 8, Track 26

If God is for us, who can be a gainst us?— He did not spare His own
 Son, but gave Him up— for us all. How will He not al-so with Him,
 gra-cious-ly give us all things? How will He not al-so with Him, gra-cious-ly give us all
 things? Who shall se-pa-rate us, from the love of Christ?— Shall tri-bu
 la - tion or dis-tress? Per-se - cu - tion, fa-mine, na-ked ness? No, in all these things we are
 more than con-quer-ors, through Him who loved us. Nei-ther life nor death nor
 an - y - thing else, will se - pa - rate us from God's love in Christ.
 Ro-mans Eight, thir-ty-one and two, thir-ty - five, sev-en through nine.

Words: Romans 8:31-32, 35,37-39, ESV Music: Constance Dever ©2015

Bible Verse Song: And We Know

DDD ESV Songs 8, Track 27

And we know that for those who love God
All things work together for good,
And we know that for those who love God
All things work together for good,
For those who are called, according to his purpose,
For those who are called, according to his purpose,

Refrain:

All things work together for good,
All things work together for good,
All things, all things, all things, Work together for good.

For those he foreknew, he also predestined,
For those he foreknew, he also predestined,
To be conformed to the image of his Son,
That he might be the firstborn among many.
To be conformed to the image of his Son,
That he might be the firstborn among many. Refrain
Romans Eight, twenty-eight and nine.

about this Bible verse:

Words: adapted from Romans 8:28,29 ESV Music: Constance Dever ©2015

These verses remind us that God's people are those who love Him. In His great love, He has called them to turn away from their sins and trust in Jesus for the forgiveness of their sins. This is what it means to be justified. But being justified is just the beginning of God's good plans for His people. He also planned for all things in their lives—both enjoyable things and hard things—to be for the good purpose of making them more like Jesus. Yes, God planned to use all of these things to prepare His people for life with Him in heaven. What will life in heaven be like for them? There, they will be glorified! They will be freed from sin forever! God will make them a pure reflection of His glory. This is God's wonderful plan for making everything in His people's lives for their good and His glory. We can become God's people by turning away from our sins and trusting in Jesus as our Savior.

Extra Bible Verse Song: All Things

All things, we know that all things,
All things work together for the good,
For those who love God,
Those who are called,
Called according to his purpose.

But why? What was God doing for His people?

For those whom he foreknew,
He also predestined, predestined,
To be conformed, to be conformed,
Conformed to the image of his Son,

But why? What was God doing for Jesus?

That he, that he might be,
The firstborn among many brothers.
Of many brothers, that He might be,
The firstborn of many brothers.
Romans Eight, twenty-eight and nine.

about this Bible verse:

Words: adapted from Romans 8:28,29 ESV Music: Constance Dever ©2011

These verses remind us that God's people are those who love Him. In His great love, He has called them to turn away from their sins and trust in Jesus for the forgiveness of their sins. This is what it means to be justified. But being justified is just the beginning of God's good plans for His people. He also planned for all things in their lives—both enjoyable things and hard things—to be for the good purpose of making them more like Jesus. Yes, God planned to use all of these things to prepare His people for life with Him in heaven. What will life in heaven be like for them? There, they will be glorified! They will be freed from sin forever! God will make them a pure reflection of His glory. This is God's wonderful plan for making everything in His people's lives for their good and His glory. We can become God's people by turning away from our sins and trusting in Jesus as our Savior.

And We Know

Em Bm Em Bm Em Bm



And we know that for those who love God, all things work to - ge - ther for good.

4 Em Bm Em Bm Em Bm Em Bm



And we know that for those who love God, all things work to - ge - ther for good.

8 Em Bm Em Bm Em Bm Em Bm Em Bm



For those who are called, ac - cord - ing to His pur pose. For

13 Em Bm Em Bm Em Bm Em Bm Em Bm



those who are called, ac - cord - ing to His pur pose. All things, work to -

19 Em Bm Em Bm Fm Cm Fm Cm Fm Cm Fm Cm



ge - ther for good. All things, work to - ge - ther for good.

25 Fm Cm Fm Cm Fm Cm Fm Cm



All things, All things, All things, work to - ge - ther for good, For

31 Fm Cm Fm Cm Fm Cm Fm Cm Fm Cm



those He fore knew He al - so pre - des tined, For those He fore knew

36 Fm Cm Fm Cm Fm Cm Fm Cm



He al - so pre - des tined, To be con formed to the

40 Fm Cm Fm Cm Fm Cm Fm Cm
 im-age of His Son, that He might be first-born a-mong ma-ny. To

44 Fm Cm Fm Cm Fm Cm Fm Cm
 be con formed to the im-age of His Son, that He might be first-born a-mong ma-ny.

48 Fm Cm Fm Cm Fm Cm Fm Cm F#m C#m
 All things, work to - ge-ther for good. All things,

55 F#m C#m F#m C#m F#m C#m F#m C#m F#m C#m
 work to - ge-ther for good. work to - ge-ther for good, work to - ge-ther for good,

61 F#m C#m F#m C#m F#m C#m F#m C#m F#m C#m F#m
 work to - ge-ther for good, Ro-mans Eight, twen-ty - eight and nine.

Words: adapted from Romans 8:28,29 ESV Music: Constance Dever ©2015

All Things

DDD ESV Songs 8, Track 28

D G A D
 All things, we know that all things, all things work to-gether for the good, for

5 G D A Bm G⁹ D A¹³ D
 those who love God: those who are called, called ac-cord-ing to His pur - pose. But why? What was God doing for His people?

10 G A G⁶ D D⁹ D G D
 For those whom He fore-knew He al-so pre-des-tined, He pre-des-tined, to be con-formed to

15 A Bm G⁹ D A¹³ G⁶ D
 be__ con-formed, con-formed to the im age of His Son. But why? What was God doing for Jesus? That He, that

20 G A D D⁹ D G D
 He might be, the first-born a-mong ma-ny bro - thers, of ma - ny bro thers,

24 A Bm G D A D
 that He might be, first-born of ma - ny, bro - thers.

27 A D
 Ro - mans Eight,___ twen - ty - eight and nine.

Words: adapted from Romans 8:28-29 ESV Music: Constance Dever ©2012

Bible Verse Song:

I Will Betroth You to Me

DDD ESV Songs 8, Track 29

I will betroth you to me forever,
I will betroth you to me forever,
In righteousness and justice,
In love and in mercy.
I will betroth you to me forever,
I will betroth you to me forever,
Hosea Two, nineteen.

about this Bible verse:

Words: Hosea 2:19, ESV Music: Constance Dever ©2011

To be betrothed to someone is to make a special promise to love them always. Men and women in Bible times used to make special betrothal promises to each other before they got married. In the Bible, God tells us that He betroths Himself to His people. That means He promises to always love them. He will always be faithful to them. He will always love and care for them. He will always be righteous and just in how He treats them--that means He will always love His people by doing the right thing. He will never do anything evil or treat them badly. He will always show them mercy and treat them with tenderness and kindness. The Bible also tells us that at the end of time, all of God's people will live with God forever. Jesus will be like the bridegroom who greets his bride on his wedding day with great joy and begins his life with the one he loves. There will never be anything better than this life with God! We can become God's people when we turn away from our sins and trust in Jesus as our Savior.

Extra Bible Verse Song: Even to Your Old Age

Even to your old age, I am he, I am he,
Even to your old age, I am he.
And to gray hairs I will carry you,
I will carry you.
And to gray hairs I will carry you,
I will carry you.

I have made, I will bear;
I will carry and save.
I am God, I have spoken,
I will bring it to pass.
I have made, I will bear;
I will carry and save.
I am God, I have purposed,
And I will do it.

Even to your old age I am he, I am he,
Even to your old age, I am he.
And I will carry, I will carry, I will carry you.
Isaiah Chapter Forty-six, verses four, nine and eleven.

about this Bible verse:

Words adapted from Ephesians 1:4,5, ESV Constance Dever © 2012

God promises to love His people their whole lives. He promises to love them even to the day they are old and have gray hair. Even to the day they die. He saved them and He will carry them through every day He has planned for them here on earth. And when that last day on earth comes, He will take them home to be with Him forever.

We can be God's people when we turn away from our sins and trust in Jesus as our Savior.

Extra Bible Verse Song:

For He Chose Us

For He chose us in Him before the foundation,
Before the foundation of the world,
To be holy and blameless in his sight,
Yes, he chose us before the foundation of the world.
In love he predestined us to be adopted for Himself,
Through Jesus Christ,
According to His will and favor,
Yes, In love He predestined us.
Ephesians One, four and five.

about this Bible verse:

Words adapted from Ephesians 1:4,5, ESV Constance Dever © 2012

God loved His people long before they loved Him. He loved them and chose to adopt them as His people, even before He created (founded) the world. Why did He do this? Because it pleased Him to do it! It would show how wonderful He is and how great the good gifts He gives His people because of Jesus. We think of what He's done and we praise Him for being so good to people like us. People who are sinners, but through Jesus, are made to be holy--without sin and without blame in His sight. We can become God's people when we turn away from our sins and trust in Jesus as our Savior.

I Will Betroth You to Me

DDD ESV Songs 8, Track 29

Eb Bb Gm Eb Bb Eb
 I will be - troth you to me for - ev - er, I will be - troth you to
 6 Bb F Gm Bb Eb
 me for - ev - er, in right-eous ness and jus - tice, in love and in
 12 ritard Gsus⁴ Eb Eb Bb F
 mer - cy. I will be - troth you to me for - ev er, I will be -
 18 Eb Bb F Bb
 troth you to me for - ev er.
 22 F Eb Bb
 Ho - se - a Two, nine - teen.

Words: adapted from Hosea 2:19 ESV Music: Constance Dever ©2012

Even to Your Old Age

DDD ESV Songs 8, Track 30

D A(sus4)/C# D Bm D/A A(sus2)/G D⁶ A(sus2)/G D⁶ A D

E - ven to your old____ age, I am He, I am He. E - ven

10 A(sus4)/C# D Bm D/A G(sus2) A D Bm A

to your old____ age. I am____ He. And to gray hairs I will

19 G D A G A D A Bm A G

car - ry you. I will car - ry you.____ And to gray hairs I will car - ry

28 D G(sus2) A(sus4) D G A(sus2) Bm A

you. I will car - ry you. I havemade, I will bear, I will car - ry and

36 Bm G Bm G A(sus4) A G A(sus4)

save. I am God. I have spo ken. I willbring it to pass.____ I havemade, I will bear I will

44 Bm A Bm G Bm G A(sus4) A D

car - ry and save. I am God. I have pur posed and I will do it.____ E - ven

52 A(sus4)/C# Bm D/A A(sus2)/G D/F# A(sus2)/G A D A(sus4)/C# D Bm

to your old____ age, I am He. I am He. E - ven to your old____

62 D/A G(sus2) A Bm G(sus2) A(sus2) Bm A(sus2)

age. I am He. And I will car-ry, I will car-ry.

71 G(sus2) A(sus2) D A(sus4)

I will car - ry you. I - sai - ah Chap - ter

77 Bm D/A G(sus4) A(sus4) A G(sus4) D

For - ty - six, ver - ses four, nine and e - le - ven.

Words: Isaiah 46:4,9,11 ESV Music: Constance Dever ©2015

For He Chose Us

DDD ESV Songs 8 , Track 31

C Am F C
 For He chose us in Him be - fore the found - a - tion, be - fore the found
 5 Am G C Am F
 a - tion of the world, to be ho - ly and blame-less in His
 11 C Am G⁷ C
 sight, Yes, He chose us be - fore the found - a - tion of the world. In
 17 C Am F C Am
 love He pre - des - tined us to be a - dopt - ed, for Him -
 23 G G⁷ C Am F C
 self. through Je - sus Christ, ac - cord - ing to His will and fa - vor, yes, in
 29 C G C
 love He pre - des - tined us. E -
 32 G F C
 phe - sians One, four and five.

Words: adapted from Ephesians 1:4,5 HCSB Music: Constance Dever ©2012

DEEP DOWN DETECTIVES

Curriculum Resources



**Appendix B:
Games**

Index of Games

| | |
|--|-----|
| List of Supplies Needed to Make All Games | 211 |
| Bible Verse Games | |
| Duck, Duck, Goose | 215 |
| Slap, Clap and Stack | 216 |
| Simon Says How | 217 |
| Roll 'n' Toss | 218 |
| Block Clapping | 219 |
| Meet, Greet and Keep It Up | 220 |
| Bean Bag Catch | 221 |
| Animal Cube | 222 |
| Fill 'er Up | 223 |
| Lily Pad Jump | 224 |
| Loud and Soft, Big and Little | 225 |
| Freeze 'n' Say | 226 |
| Detective Mission Madness Practice | 227 |
| Music, Movement & Memory Activities | |
| Thumping Drums | 228 |
| Say, Spring Up and Shout | 229 |
| Freeze Frame | 230 |
| Egg Shakers | 231 |
| Jingle Bell Hands | 232 |
| Big Voice, Little Voice | 233 |
| Sing, Dance and Fall Down | 234 |
| Bottle Shakers | 235 |
| March 'n' Say | 236 |
| Clap, Tap and Say | 237 |
| Block Clappers | 238 |
| Lullabies, Bells and Lions | 239 |
| Musical Squares | 240 |
| Bible Story Review Games | |
| Take Me through the Tunnel | 241 |
| Missing in Action | 242 |
| Treasure Hunt | 243 |
| Look Who's Coming Down the Tracks | 244 |
| Can You Remember? | 245 |
| Clothespin Line Up and Drop | 246 |
| Deep Down Detective Clue Hunt | 247 |
| Run to the Grocery Store | 249 |
| Who's in the Basket? | 250 |
| Going Fishing | 251 |
| Pony Express | 252 |
| Who's Inside? | 253 |
| Fix Up the Mix Up | 254 |

Master Supplies List for All Deep Down Detectives Games

Deep Down Detectives uses many games. The good news is, they are simply made and they are re-used throughout the whole curriculum. Make sure you save the games you make and it will save you a lot of time later.

This is the full list of the games and the supplies needed in the Deep Down Detectives Curriculum. I **would highly suggest you do this!** Get the prep work over with at the beginning and coast your way through years of enjoyment! Store them in ziploc bags or baskets and pull them out when needed. So simple!

THIS LIST IS ALSO INCLUDED IN INTRODUCTION

| <u>Bible Verse Games</u> | <u>Bible Verse Games</u> |
|--|--|
| <p>Lily Pad Jump</p> <ul style="list-style-type: none"> • Cube-shaped cardboard box, • paper, • glue, • marker <p>Animal Cube</p> <ul style="list-style-type: none"> • Cube-shaped cardboard box, • paper, • glue, • marker <p>Simon Says How</p> <ul style="list-style-type: none"> • Cube-shaped Cardboard box • Paper, glue, and a marker <p>Bean Bag Catch</p> <ul style="list-style-type: none"> • 1 bean bag per every 2 children (or every child) • NOTE: Can also fill socks with beans and tie open end to make beanbags. <p>Slap, Clap and Stack</p> <ul style="list-style-type: none"> • 10 or 12 Blocks or other stackable objects <p>Freeze 'n' Say</p> <ul style="list-style-type: none"> • Music and CD/Tape player <p>Fill'er Up</p> <ul style="list-style-type: none"> • 1 bean bag per child • NOTE: Can also fill socks with beans and tie open end to make beanbags. • Cardboard box or laundry basket • Carpet squares, 1 per child <p>Loud and Soft, Big and Little</p> <ul style="list-style-type: none"> • none | <p>Roll 'n' Toss</p> <ul style="list-style-type: none"> • Cube-shaped Cardboard box • Paper, glue, and a marker • 1 bouncy ball per 2 children <p>Duck, Duck, Goose</p> <ul style="list-style-type: none"> • none <p>Deep Down Detective Mission Madness Practice</p> <ul style="list-style-type: none"> • Detective Gear, such as a trench coat, sunglasses, and a hat <p>Block Clapping</p> <ul style="list-style-type: none"> • 2 wooden blocks per child, preferably about 3"x 2", as found in many children's block sets <p>Meet, Greet, and Keep It Up</p> <ul style="list-style-type: none"> • 16 oz cups, 1 per child (with some extras) • 2 pieces of rope as long as a line of children • Masking tape |

Master Supplies List for All Deep Down Detectives Games, continued

Music, Movement & Memory

Thumping Drums

- 1 Oatmeal container/coffee can with lid per drum.
- Tape
- Popcorn, rice, beans, etc.
- Wooden spoons, dowels, unsharpened pencils, if desired, for mallets

Say, Spring Up and Shout

- Bean bags, one per child

Freeze Frame

- Some kind of fun hat or clothing for the leader to wear

Egg Shakers

- Empty Easter eggs
- Rice, beans, buttons, pennies, popcorn, beads, small nails or bolts, etc.
- Glue and glue gun OR strong packing tape

Jingle Bell Hands

- 1 6" piece of sturdy string
- 4 or 5 jingle bells, available in most craft shops

Sing, Dance, and Fall Down

- Optional: Bean bags, one per child

Big Voice, Little Voice

- none

Bottle Shakers

- 1 empty 16 oz. soda bottle per shaker
- Rice, beans, buttons, pennies, popcorn, beads, small nails or bolts, etc.
- Glue and glue gun OR strong packing tape

March 'n' Say

- Optional: A fun hat for the leader of the march, or for everyone in the march

Clap, Tap and Say

- none

Lullabies, Bells and Lions

- Bell

Music, Movement & Memory

Musical Squares

- Carpet Squares, enough for all of the children (or chairs)

Block Clappers

- 2 wooden blocks per child, preferably about 3"x2", as found in many children's block sets

Master Supplies List for All Deep Down Detectives Games, continued

Story Review Games

Going Fishing

- One long wooden dowel, yardstick, etc. per fishing pole
- Yarn
- Paper clip per fishing pole
- Rope
- Two chairs
- Blanket
- Box/bucket/container
- Bucket

Pony Express

- Small manila envelopes, one per flannel graph figure
- Kid's small backpack or a tote bag with a strap
- Basket
- Cowboy hat
- Stick horse or a broom

Fix Up the Mix Up

- None

Can You Remember?

- Index cards

Deep Down Detectives Clue Hunt

- Variety of interesting items that have one or more places to hide a storyboard picture
- Detective Hat
- 4 False Clues (included on the next page)
- CD Player and Deep Down Detectives Theme Song

Clothespin Line Up and Drop

- Rope
- Clothespins, the hinged type
- Shoe box
- Tape

Who's in the Basket?

- Blanket
- Basket

Run to the Grocery Store

- Grocery bag or kid's grocery cart
- Empty food cartons

Story Review Games

Treasure Hunt

- 10 small lidded plastic containers or boxes (like from a jewelry store) or wooden, hinged boxes from a craft store
- Various decorating supplies, such as fake craft jewels, glitter, glitter glue, foil paper, gold spray paint
- glue

Take Me Through the Tunnel

- Chairs or Table
- Sheet or blanket
- Box

Missing in Action

- None

Who's Inside?

- 10 different containers with lids

Look Who's Coming Down the Tracks

- Two shoe boxes
- 6' or so of rope
- Optional: Engineer's hat

Bible Verse Game

intake or Response Activity to learn Bible verse

Duck, Duck, Goose

Materials

Bible Verse sign from the curriculum
Deep Down Discussion Questions (optional)

Preparation

None.

Learning the Verse

Choose the whole verse or an appropriate length portion of the verse to learn. Read the verse slowly and explain it to them. A simple explanation is included on the back of the Bible Truth sign. Practice saying the verse with the children a few times.

Playing the Game

1. Have the children sit in a circle, cross-legged on the floor.
2. Choose a child to be "It". "It" will walk around behind the seated children, tapping each one on the head, the whole group recites the verse, saying one word for each head tap.
3. The child whose head is the last one to be tapped must get up and chase "It", hoping to tag "It" before "It" can get around the circle and sit down in the open spot in the circle.
4. If the child does tag "It" then he may take his place in the circle. If not, then the new child is "It." If desired, you can also ask them a question about the verse before repeating. See the Deep Down Discussion Sheet for possible questions.
5. Repeat as frequently as desired.

Bible Verse Game

intake or Response Activity to learn Bible verse

Slap, Clap and Stack

Materials

Bible Verse sign from the curriculum
Deep Down Discussion Questions (optional)
10 or 12 Blocks or other stackable objects

Preparation

None.

Learning the Verse

Choose the whole verse or an appropriate length portion of the verse to learn. Read the verse slowly and explain it to them. A simple explanation is included on the back of the Bible Truth sign. Practice saying the verse with the children a few times.

Playing the Game

1. Tell the children that they are going to learn the verse while working together to make the largest stack of blocks/objects they can. After each time they say the verse, a child gets to pick out an object to put on the tower. Teacher will help them balance it in place.
2. Have everyone sit down in a circle around the stacking area. Say the verse together. If desired, you can add a motion the children do each time they say the verse, such as clap, stomp feet, etc. This will add movement to this game. Choose a child to pick out an object. Help the child put it in place.
3. Continue adding objects/blocks until all objects are used up or the tower falls down.
4. Repeat as desired. If desired, you can also ask them a question about the verse after every turn or every few turns. See the Deep Down Discussion Sheet for possible questions.

Bible Verse Game

intake or Response Activity to learn Bible verse

Simon Says How

Materials

Bible Verse sign from the curriculum
Deep Down Detectives Discussion Questions (optional)
Cube-shaped Cardboard box
Paper, glue, and a marker
Die Number and Action Chart (see below)

Preparation

Make a die out of the cardboard box as follows:

1. Cut the paper into the size of one side of the cube. Use it as a pattern to make six pieces (one for each side of the cube)
2. Glue each piece of paper onto each side of the cube.
3. Write the numbers 1-6 on the each side of the cube like a die.
4. Make a sign as follows:

| | |
|-----------------|--------------------|
| 1 = Head | 2 = Feet |
| 3 = Hands | 4 = Hands and Feet |
| 5 = Laying Down | 6 = Eyes Closed |

Learning the Verse

Choose the whole verse or an appropriate length portion of the verse to learn. Read the verse slowly and explain it to them. A simple explanation is included on the back of the Bible Truth sign. Practice saying the verse with the children a few times.

Playing the Game

1. Have the children spread out facing the leader.
2. Tell the children that they are going to play "Simon Says How", a game in which everyone will take turns making up different actions that they will do while saying the verse.
3. Explain that "Simon" will roll the die and make up actions that use the parts of the body that correspond to the number on the chart. Everyone else will then recite the verse while standing still. Then challenge them to recite it again while doing the actions "Simon" made up at the same time.
4. Simon will then choose another person to be Simon in his place. Repeat. If desired, you can also ask them a question about the verse after every turn or every few turns. See the Deep Down Detectives Discussion Sheet for possible questions.

Bible Verse Game

intake or Response Activity to learn Bible verse

Roll 'n' Toss

Materials

- Bible Verse sign from the curriculum
- Deep Down Discussion Questions (optional)
- Cube-shaped Cardboard box
- Paper, glue, and a marker
- 1 bouncy ball per 2 children

Preparation

1. Cut the paper into the size of one side of the cube. Use it as a pattern to make six pieces (one for each side of the cube)
2. Glue each piece of paper onto each side of the cube.
3. Write different actions on each side of the cube: Roll, Bounce, Overhand Toss, Close Eyes and Roll, Backwards Roll (through legs), Underhand Toss.

Learning the Verse

Choose the whole verse or an appropriate length portion of the verse to learn. Read the verse slowly and explain it to them. A simple explanation is included on the back of the Bible Truth sign. Practice saying the verse with the children a few times.

Playing the Game

1. Have the children spread out facing the leader.

Playing the Game

1. Tell the children they will be throwing a ball to a partner in the different ways you have written on the cube (show them the cube).
2. Have the children stand in two long lines, with their partners facing each other about 9-12' apart (whatever seems to be a good tossing/rolling distance for your children).
3. Give out the ball to each person in one of the long lines. (Partners will not have one.)
4. Practice each of the different ball actions, then begin the game.
5. Have everyone say the verse together. Toss the cube and tell everyone what the motion will be. At your signal, have one partner roll, toss, etc. the ball to the other. After all the partners have received the balls and everyone is back in line. Have everyone say the verse together, then toss the cube again. If desired, you can also ask them a question about the verse after every few rolls. See the Deep Down Discussion Sheet for possible questions.

Bible Verse Game

Intake or Response Activity to learn Bible verse

Block Clapping

Materials

- Bible Verse sign from the curriculum
- Deep Down Discussion Questions (optional)
- 2 wooden blocks per child, preferably about 3"x 2", as found in many children's block sets

Preparation

None.

Learning the Verse

Choose the whole verse or an appropriate length portion of the verse to learn. Read the verse slowly and explain it to them. A simple explanation is included on the back of the Bible Truth sign. Practice saying the verse with the children a few times.

Playing the Game

1. Show the children the clapping blocks and tell them: "We are going to use our Bible verse to play a game. But first, we need to practice saying the verse." (Practice saying it a couple of times).
2. Hand out the clapping blocks and let the children clap them a while (without saying the verse), then quiet them.
3. Then tell them, "OK, let's try saying our verse and block clapping at the same time!" Lead the children in reciting the verse and clapping with each word. Or, you can have the children clap the blocks together a certain number of times, then say the verse after the last clap. If desired, you can also ask them a question about the verse before repeating. See the Deep Down Discussion Sheet for possible questions.
4. Repeat as frequently as desired.

Bible Verse Game

intake or Response Activity to learn Bible verse

Meet, Greet and Keep It Up

Materials

- Bible Verse sign from the curriculum
- Deep Down Discussion Questions (optional)
- 16 oz. cups, 1 per child (with some extras)
- 2 pieces of rope as long as a line of children
- Masking tape

Preparation

1. Line up the 2 pieces of rope about 6' apart.
2. Put down a piece of masking tape the same length as the ropes, running parallel to the ropes midway between the 2 ropes.

Learning the Verse

Choose the whole verse or an appropriate length portion of the verse to learn. Read the verse slowly and explain it to them. A simple explanation is included on the back of the Bible Truth sign. Practice saying the verse with the children a few times.

Playing the Game

1. Split the children into partners. Have them stand in two long lines, with their partners facing each other about 6' apart.
2. Tell the children they will be meeting and greeting their partners with a handshake at the masking tape in the middle, then turning around and going back to their place along the rope. Have them practice this.
3. Now tell them, that they will also be balancing a cup on their head while they do this.
4. Give out a cup to everyone. Have them practice balancing the cup on their heads.
5. Now play the game. Have everyone say the verse together. Then have them put the cups on their heads. At your signal, have them walk to the middle, greet their partner with a handshake, turn around and go back—trying to keep the cup balanced on their head the whole time. (There is no penalty for cups falling off.)
6. Have everyone settle back in place in the line, with the cups off their heads. Say the verse together again, put the cups back on their heads, then walk to greet partner again, etc.
7. You can move the ropes back gradually so the children can try to do it from further and further apart.
8. If desired, you can also ask them a question about the verse after every few turns. See the Deep Down Detective Discussion Sheet for possible questions.

Bible Verse Game

intake or Response Activity to learn Bible verse

Bean Bag Catch

Materials

Bible Verse sign from the curriculum

Deep Down Discussion Questions (optional)

1 bean bag per every 2 children (or every child)

NOTE: Can also fill socks with beans and tie open end to make beanbags.

Preparation

None.

Learning the Verse

Choose the whole verse or an appropriate length portion of the verse to learn. Read the verse slowly and explain it to them. A simple explanation is included on the back of the Bible Truth sign. Practice saying the verse with the children a few times.

Playing the Game

1. Pair the children with a partner.
2. Have the children stand in two long lines, with their partners facing each other at arm's length apart.
3. Give out a bean bag to each person in one of the long lines. (Partners will not have one.) Have everyone say the verse together, then throw the bean bag to their partners, trying to catch the bean bag. (NOTE: no one is "out" if they don't catch it.)
4. Have both lines of children take a step back.
5. Say the verse altogether again, then throw the bean bags again.
6. Repeat as frequently as desired. If desired, you can also ask them a question about the verse after every turn or every few turns. See the Deep Down Discussion Sheet for possible questions.

Bible Verse Game

intake or Response Activity to learn Bible verse

Animal Cube

Materials

- Bible Verse sign from the curriculum
- Deep Down Discussion Questions (optional)
- Cube-shaped cardboard box
- Paper, glue, and a marker

Preparation

1. Cut the paper into the size of one side of the cube. Use it as a pattern to make six pieces (one for each side of the cube) Draw a simple animal picture on each piece of paper. Possibilities would be: rabbit, monkey, elephant, bird, fish, and a horse. Glue each picture onto each side of the cube.

Learning the Verse

Choose the whole verse or an appropriate length portion of the verse to learn. Read the verse slowly and explain it to them. A simple explanation is included on the back of the Bible Truth sign. Practice saying the verse with the children a few times.

Playing the Game

1. Tell the children they will be playing a game in which they must move like six different animals. Have them practice the movements for each of the animals on your cube. (Rabbit: leaping; monkey: scratching under arms and saying "ooh-ooh, ahh-ahh"; Elephant: swinging arms like a trunk and making trumpet sound; Bird: flapping arms like wings; Fish: palms together, weaving them in a serpentine action, saying "blub-blub"; horse: galloping/prancing and neighing).
2. Show the children the cube with the animal pictures on it, just like the ones they've practiced. Tell them that you will roll the dice and everyone (at your signal) will begin making the movement for that animal. Tell them that they must stop in place and be very quiet when they hear a certain noise (such as a whistle, a bell ring, clap, etc.). Tell them that you will be watching them. And that children who are very good at listening and stopping when you say so will get a chance to toss the cube for everyone. Practice tossing the cube, making the movements and stopping with the children.
3. Now it's time to play the whole game. Choose a child to roll the cube and say which animal is picked and what action they will do for the animal. Have everyone say the verse, then at your cue, let the children act out the animal until you tell them to stop (a bell or whistle can be used to give the start and stop signals).
4. Choose another child and repeat. If desired, you can also ask them a question about the verse after every turn or every few turns. See the Deep Down Discussion Sheet for possible questions.

Other Option: If children get really good at this, you can challenge them by saying the verse while they make the movement.

Bible Verse Game

intake or Response Activity to learn Bible verse

Fill 'er Up

Materials

- Bible Verse sign from the curriculum
- Deep Down Discussion Questions (optional)
- 1 Bean bag per child
- NOTE: Can also fill socks with beans and tie open end to make beanbags.
- Cardboard box or laundry basket
- Carpet squares, 1 per child

Preparation

1. Put box/basket in a central location.
2. Place carpet squares equidistant about 2' from center box/basket. These will be for the children to sit on.

Learning the Verse

Choose the whole verse or an appropriate length portion of the verse to learn. Read the verse slowly and explain it to them. A simple explanation is included on the back of the Bible Truth sign. Practice saying the verse with the children a few times.

Playing the Game

1. Have the children stand on a carpet square.
2. Tell them that they will be saying the verse, then—on your signal—they will try to throw as many of their bean bags as they can into the box/basket target in the middle.
3. As they get good at throwing their bean bags in, have the children move back their carpet squares.
4. Repeat verse before toss. If desired, you can also ask them a question about the verse after every few tosses. See the Deep Down Discussion Sheet for possible questions.

Bible Verse Game

intake or Response Activity to learn Bible verse

Lily Pad Jump

Materials

- Bible Verse sign from the curriculum
- Deep Down Discussion Questions (optional)
- Cube-shaped cardboard box, paper, glue, marker

Preparation

Make a die out of the cardboard box as follows:

1. Cut the paper into the size of one side of the cube.
2. Use it as a pattern to make six pieces (one for each side of the cube).
3. Glue each piece of paper onto each side of the cube.
4. Write the numbers 1-6 on the each side of the cube like a die.

Learning the Verse

Choose the whole verse or an appropriate length portion of the verse to learn. Read the verse slowly and explain it to them. A simple explanation is included on the back of the Bible Truth sign. Practice saying the verse with the children a few times.

Playing the Game

1. Tell children that they will be froggies, leaping from lily pad to lily pad. Everyone will say the verse together, then you (or a very good, well-behaved listening "froggie") will roll the die and see how many leaps all the froggies will make before them stop.
2. Have them practice leaping. Warn them to watch out for their other froggie friends so that no one gets hurt. Practice stopping.
3. Have everyone get in froggie position. Roll die and tell them how many leaps they will leap. Say the verse together. At your signal, everyone leaps as you (or you and they) count out the number of leaps together: "1, 2, 3, stop!" etc. Repeat. If desired, you can also ask them a question about the verse after every turn or every few turns. See the Deep Down Discussion Sheet for possible questions.

Bible Verse Game

Intake or Response Activity to learn Bible verse

Loud and Soft, Big and Little

Materials

Bible Verse sign from the curriculum
Deep Down Discussion Questions (optional)

Preparation

None.

Learning the Verse

Choose the whole verse or an appropriate length portion of the verse to learn. Read the verse slowly and explain it to them. A simple explanation is included on the back of the Bible Truth sign. Practice saying the verse with the children a few times.

Playing the Game

1. Tell the children: "Let's practice our Bible verse with a game."
2. "First let's say our verse together," (say it a couple times).
3. "Now let's see how quietly we can whisper it! Can you say it quietly like I am?" Have everyone follow your voice as it gets quiet, then loud, then medium, etc. Quiet them, then repeat. If desired, you can also ask them a question about the verse after they repeat the verse a few times. See the Deep Down Discussion Sheet for possible questions.

NOTE: You may find it easier for the children to follow getting louder and softer by lowering your hands when you are getting quieter and then raising your hands when you are getting louder.

Bible Verse Game

intake or Response Activity to learn Bible verse

Freeze 'n' Say

Materials

Bible Verse sign from the curriculum
Deep Down Discussion Questions (optional)
Music and CD/Tape player

Preparation

None.

Learning the Verse

Choose the whole verse or an appropriate length portion of the verse to learn. Read the verse slowly and explain it to them. A simple explanation is included on the back of the Bible Truth sign. Practice saying the verse with the children a few times.

Playing the Game

1. Play some of the music for the children. Tell them that they will move around the room as you tell them (marching, leaping, clapping, etc.) while they hear the music. They will stop and freeze in whatever position they are in when the music stops. Practice this with them.
2. When they have the concept down, add saying the verse when the music stops and they are in their frozen position.
3. After they say the verse, then tell them how you want them to move when the music starts again. You can take their suggestions for movement ideas, too.
4. Start the music up again and continue. Repeat as frequently as desired. If desired, you can also ask them a question about the verse after every turn or every few turns. See the Deep Down Discussion Sheet for possible questions.

Bible Verse Game

Intake or Response Activity to learn Bible verse

Deep Down Detectives Mission Madness Practice

Materials

Bible Verse sign from the curriculum
Deep Down Discussion Questions (optional)
Deep Down Detectives Theme Song and/or Bible verse song
Detective Gear, such as a trench coat, sunglasses, and a hat

Preparation

None.

Learning the Verse

Choose the whole verse or an appropriate length portion of the verse to learn. Read the verse slowly and explain it to them. A simple explanation is included on the back of the Bible Truth sign. Practice saying the verse with the children a few times.

Playing the Game

1. Tell the children that sometimes detectives have to do all sorts of things to get answers to their questions and solve the case they are working on. In this game, they will practice some detective moves.
2. Put on the detective costume, telling the children that you will start out the game as the Chief Detective.
3. As you play the Deep Down Detectives theme song, you will lead the children in practicing one of their moves, such as swimming across a deep river. . (Other possible actions would be crawling, hand over eye looking around left and right; walking backwards, shuffling, stooping, and crawling..)
4. When the song finishes, the children will sit down and everyone will say the verse together. If desired, you can also ask them a question about the verse. See the Deep Down Discussion Sheet for possible questions.
5. Choose a child to take your place as Chief Detective. Repeat activity, choosing another detective move. Play continues as time and attention span allow.

Music, Movement & Memory Activity

Intake or Response Activity to learn the Big Question, Bible verse and Unit music

Thumping Drums

Materials

- CD of unit music
- Deep Down Detectives Discussion Questions (optional)
- 1 Oatmeal container/coffee can with lid per drum.
- Tape
- Popcorn, rice, beans, etc.
- Wooden spoons, dowels, unsharpened pencils, if desired, for mallets

How to Make

1. Tape the lid of empty oatmeal or coffee cans in place. (If want to make a snare drum, add popcorn, rice, etc. in the empty container before taping shut.)
2. Children can either tap drum with hands or you can give them 2 wooden spoons, wooden dowels or unsharpened pencils with wooden spools glue gunned to an end as mallets.

What to Do

1. Show the children the thumping drums. Tell them. "I'm going to say God's Word and make a joyful noise to Him with these thumping drums. Come and join me!"
2. First let's sing our Bible verse song/Big Question song/Praise Song/Hymn together (say the verse a couple of times, if using it.)
3. "Now let's make that joyful noise to the LORD!" Hand out the drums (and mallets) and let the children beat them awhile. Quiet them, then repeat.
4. If desired, you can ask the children a question related to the verse/the songs they are singing, using the Deep Down Detectives Discussion Sheet after each time (or every few times) you sing the song/say the verse.

NOTE: Younger children may need to sing the Bible verse/Big Question song/etc, then thump. But, as the children get older, they may be able to sing the song(s) AND thump at the same time.

Music, Movement & Memory Activity

Intake or Response Activity to learn the Big Question, Bible verse and Unit music

Say, Spring Up and Shout

Materials

- CD of unit music
- Deep Down Detectives Discussion Questions (optional)
- Optional: Bean bags, one per child

What to Do

1. Tell the children: "We're going to sing our Bible verse/Big Question/other song and make a joyful noise to God, crouching down like this (Crouch down). Then at the end, we're going to spring up and shout, "Amen, I agree!"
2. First let's sing our Bible verse song/Big Question song/Praise Song/Hymn together (say the verse a couple of times, if using it.)
3. "Now let's jump up and say, "AMEN! I agree!" After everyone springs up and says "Amen," quiet them, then repeat.
4. If desired, when the children get the crouching and jumping down, you might give them a bean bag to toss in the air as they spring up. Practicing tossing up in the air rather than AT others.
5. If desired, you can ask the children a question related to the verse/the songs they are singing, using the Deep Down Detectives Discussion Sheet after each time (or every few times) you sing the song/say the verse.

Music, Movement & Memory Activity

Intake or Response Activity to learn the Big Question, Bible verse and Unit music

Freeze Frame

Materials

- CD of unit music
- Deep Down Detectives Discussion Sheet Questions (optional)
- Some kind of fun hat or clothing for the leader to wear

What to Do

1. Tell the children. "I'm going to sing God's Word and make a joyful noise to Him...but I'm going to freeze in place in between songs. Come and join me!"
2. Choose one child to be the leader. Help them put on the leader hat/clothing.
3. Have the kids march around behind the leader, singing the song of your choice.
4. Have the children freeze in place when you stop the song at a random point.
5. When everyone is frozen, have the children tell you what the next word/phrase to the song.
6. If desired, you can ask the children a question related to the words or another question from the Deep Down Detectives Discussion Sheet after each time (or every few times) you freeze the song.
7. Choose another leader and play the song again, stopping on a different word from the song to highlight.

Music, Movement & Memory Activity

Intake or Response Activity to learn the Big Question, Bible verse and Unit music

Egg Shakers

Materials

- CD of unit music
- Deep Down Detectives Discussion Sheet (optional)
- Empty Easter eggs
- Rice, beans, buttons, pennies, popcorn, beads, small nails or bolts, etc.
- Glue and glue gun OR strong packing tape

How to Make

1. Fill empty Easter eggs with different small objects such as rice, beans, pennies, buttons, popcorn, beads, small nails or bolts, etc., then seal lid shut with glue gun or with packing tape. Different objects make different sounds. Different amounts of the same object make different sounds, too. The children will enjoy the variety.

What to Do

1. Show the children the egg shakers and tell them. "I'm going to sing our Bible verse/Big Question/other song and make a joyful noise to God with these egg shakers. Come and join me!"
2. First let's sing our Bible verse song/Big Question song/Praise Song/Hymn together (say the verse a couple of times, if using it.)
3. Hand out the egg shakers and let the children shake them a while (without singing), then quiet them.
4. Then tell them, "OK, let's try singing and shaking our eggs at the same time!" Lead the children in song and shaking.
5. If desired, you can ask the children a question related to the verse/the songs they are singing, using the Deep Down Detectives Discussion Sheet after each time (or every few times) you sing the song/say the verse.

NOTE: Younger children may need to sing the Bible verse/Big Question song/etc, then shake. But, as the children get older, they may be able to sing the song(s) AND shake at the same time.

Music, Movement & Memory Activity

Intake or Response Activity to learn the Big Question, Bible verse and Unit music

Jingle Bell Hands

Materials

- CD of unit music
- Deep Down Detectives Discussion Questions (optional)
- 1 6" piece of sturdy string
- 4 or 5 jingle bells, available in most craft shops (OR three Ball jar lid outer rings per instrument)

How to Make

1. Cut a piece of string about 6" long.
2. Thread 4 or 5 jingle bells onto string, securely tying each in place with a knot before adding the next one. Tie the ends together. Children can either wear these like a bracelet or can hold them in their hands. If using Ball jar lid rings, string three of these together with the same piece of string and fasten.

What to Do

1. Show the children the bottle shakers and tell them, "I'm going to sing our Bible verse/Big Question song and make a joyful noise to God with these bottle shakers. Come and join me! First, let's sing the Bible verse/ Big Question/etc. song together on our own (sing the song a couple of times.) Now let's make that joyful noise to the LORD!"
2. Hand out the jingle hand bells and let the children jingle them a while (without singing), then quiet them.
3. Then tell them, "OK, let's try singing and jingling at the same time!" Lead the children in singing and jingling.
4. If desired, you can ask the children a question related to the verse/the songs they are singing, using the Deep Down Detectives Discussion Sheet after each time (or every few times) you sing the song/say the verse.

NOTE: Younger children may need to sing the Bible verse/Big Question song/etc, then jingle. But, as the children get older, they may be able to sing the song(s) AND jingle at the same time.

Music, Movement & Memory Activity

Intake or Response Activity to learn the Big Question, Bible verse and Unit music

Big Voice, Little Voice

Materials

- CD of unit music
- Deep Down Detectives Discussion Questions (optional)

What to Do

1. Tell the children: "I'm going to sing our Bible verse/Big Question song and make a joyful noise to Him quietly and loudly! Come and join me!"
2. First let's sing our Bible verse song/Big Question song/Praise Song/Hymn together (say the verse a couple of times, if using it.)
3. "Now let's see how quietly we can whisper it! Can you sing it quietly like I am?" Have everyone follow your voice as it gets quiet, then loud, then medium, etc. Quiet them, then repeat.
4. If desired, you can ask the children a question related to the verse/the songs they are singing, using the Deep Down Detectives Discussion Sheet after each time (or every few times) you sing the song/say the verse.

NOTE: You may find it easier for the children to follow getting louder and softer by lowering your hands when you are getting quieter and then raising your hands when you are getting louder.

Music, Movement & Memory Activity

Intake or Response Activity to learn the Big Question, Bible verse and Unit music

Sing, Dance and Fall Down

Materials

- CD of unit music
- Deep Down Detectives Discussion Questions (optional)
- 1 oatmeal container/coffee can with lid per drum.
- Tape
- Popcorn, rice, beans, etc.
- Wooden spoons, dowels, unsharpened pencils, if desired, for mallets

How to Make

1. Tape the lid of empty oatmeal or coffee cans in place. (If want to make a snare drum, add popcorn, rice, etc. in the empty container before taping shut.)
2. Children can either tap drum with hands or you can give them 2 wooden spoons, wooden dowels or unsharpened pencils with wooden spools glue gunned to an end as mallets.

What to Do

1. Tell the children: "I'm going to sing our Bible verse/Big Question/etc. song and make a joyful noise to Him with my body by dancing to some music...then falling down when it stops. Come and join me!"
2. First let's sing our Bible verse song/Big Question song/Praise Song/Hymn together (say the verse a couple of times, if using it.)
3. "Now let's dance as we sing our song. Then fall down when we finish. Let's dance." Have everyone dance and sing the song. When you finish, say, "Everyone fall down!" Quiet the children, then repeat.
4. If desired, you can ask the children a question related to the verse/the songs they are singing, using the Deep Down Detectives Discussion Sheet after each time (or every few times) you sing the song/say the verse.

Music, Movement & Memory Activity

Intake or Response Activity to learn the Big Question, Bible verse and Unit music

Bottle Shakers

Materials

- CD of unit music
- Deep Down Detectives Discussion Questions (optional)
- 1 empty 16 oz. soda bottle per shaker
- Rice, beans, buttons, pennies, popcorn, beads, small nails or bolts, etc.
- Glue and glue gun OR strong packing tape

How to Make

1. Fill empty 16 oz.. soda bottles with different small objects such as rice, beans, pennies, buttons, popcorn, beads, small nails or bolts, etc.
2. Seal lid shut with glue gun or with packing tape. Different objects make different sounds. Different amounts of the same object make different sounds, too. The children will enjoy the variety.

What to Do

1. Show the children the bottle shakers and tell them. "I'm going to sing our Bible verse/Big Question song and make a joyful noise to God with these bottle shakers. Come and join me! First, let's sing the Bible verse/ Big Question/etc. song together on our own (sing the song a couple of times.) Now let's make that joyful noise to the LORD!"
2. Hand out the bottle shakers and let the children shake them a while (without singing), then quiet them.
3. Then tell them, "OK, let's try singing and shaking at the same time!" Lead the children in song and shaking.
4. If desired, you can ask the children a question related to the verse/the songs they are singing, using the Deep Down Detectives Discussion Sheet after each time (or every few times) you sing the song/say the verse.

NOTE: Younger children may need to sing the Bible verse/Big Question song/etc, then shake. But, as the children get older, they may be able to sing the song(s) AND shake at the same time.

Music, Movement & Memory Activity

Intake or Response Activity to learn the Big Question, Bible verse and Unit music

March 'n' Say

Materials

- CD of unit music
- Deep Down Detectives Discussion Questions (optional)
- Optional: A fun hat for the leader of the march, or for everyone in the march

What to Do

1. Tell them, "I'm going to say God's Word and make a joyful noise to Him by marching. Come and join me!"
2. First let's sing our Bible verse song/Big Question song/Praise Song/Hymn together (say the verse a couple of times, if using it.)
3. "Now let's march around as we sing!"
4. If desired, let the leader of the march (you the first time, then pick different children), wear a fun hat as he/she leads. Or, have hats for everyone to wear.
5. If desired, you can ask the children a question related to the verse/the songs they are singing, using the Deep Down Detectives Discussion Sheet after each time (or every few times) you sing the song/say the verse.

NOTE: Younger children may need to sing the Bible verse/Big Question song/etc, then thump. But, as the children get older, they may be able to sing the song(s) AND thump at the same time.

Music, Movement & Memory Activity

Intake or Response Activity to learn the Big Question, Bible verse and Unit music

Clap, Tap and Say

Materials

- CD of unit music
- Deep Down Detectives Discussion Questions (optional)

What to Do

1. Tell the children: "I'm going to sing our Bible verse/Big Question/etc. song and make a joyful noise to Him with my body by clapping and tapping. Come and join me!"
2. First let's sing our Bible verse song/Big Question song/Praise Song/Hymn together (say the verse a couple of times, if using it.)
3. "Now let's clap and tap! Can you do what I'm doing?" Have everyone follow your motions as you clap your hands, tap your head, hit your knees together, rub your belly, etc. for a while. Quiet them, then repeat. If desired, have different children think up different motions.
4. If desired, you can ask the children a question related to the verse/the songs they are singing, using the Deep Down Detectives Discussion Sheet after each time (or every few times) you sing the song/say the verse.

NOTE: Younger children may need to sing the Bible verse/Big Question song/etc, then clap, tap, etc. But, as the children get older, they may be able to sing the song(s) AND do the motions at the same time.

Music, Movement & Memory Activity

Intake or Response Activity to learn the Big Question, Bible verse and Unit music

Block Clappers

Materials

- CD of unit music
- Deep Down Detectives Discussion Questions (optional)
- 2 wooden blocks per child, preferably about 3"x 2", as found in many children's block sets

What to Do

1. Show the children the clapping blocks . Tell them, "I'm going to say God's Word and make a joyful noise to Him with these clapping blocks. Come and join me!
2. First let's sing our Bible verse song/Big Question song/Praise Song/Hymn together (say the verse a couple of times, if using it.)
3. Now let's make that joyful noise to the LORD!" Hand out the clapping blocks and let the children clap them a while (without singing), then quiet them.
4. Then tell them, "OK, let's try singing and block clapping at the same time!" Lead the children in song and clapping.
5. If desired, you can ask the children a question related to the verse/the songs they are singing, using the Deep Down Detectives Discussion Sheet after each time (or every few times) you sing the song/say the verse.

NOTE: Younger children may need to sing the Bible verse/Big Question song/etc, then clap. But, as the children get older, they may be able to sing the song(s) AND clap at the same time.

Music, Movement & Memory Activity

Intake or Response Activity to learn the Big Question, Bible verse and Unit music

Lullabies, Bells and Lions

Materials

- CD of unit music
- Bell
- Deep Down Detectives Discussion Questions (optional)

What to Do

1. Tell the children: "We're going to pretend to go to sleep as children, but wake up like an animal. Everyone sit down and let's sing our lullaby before we go to bed. When you hear the morning bell ring, you can pretend to be the animal I say until you hear the bedtime bell ring and you have to sit back down."
2. Ring the bell and say, "It's time for bed, it's time for bed! Sit down where you are, you sleepy heads!" Have all the children sit down in place. Then say, "Before we go to sleep, we have to sing our bedtime lullaby. Let's sing our Bible verse song/Big Question song/Praise Song/Hymn." Have the children sing the song with you, then tell them, "Shhh. Lay down! It's time for bed!"
3. Have all the children lay down and be very still and quiet like they are sleeping for a few minutes. Then say, "Sleeping, sleeping, look at all the sleeping children. But when the morning bell rang, they all woke up, and were lions (or whatever animal you choose) all day!"
3. All the children will get up and pretend to be the animal. After a few moments, ring the bell and say, "It's time for bed, it's time for bed! Sit down where you are, you sleepy heads!"
4. If desired, you can ask the children a question related to the verse/the songs they are singing, using the Deep Down Detectives Discussion Questions after each time (or every few times) you sing the lullaby song.

Music, Movement & Memory Activity

Intake or Response Activity to learn the Big Question, Bible verse and Unit music

Musical Squares

Materials

- CD of unit music
- Carpet Squares, enough for all of the children (or chairs)
- Deep Down Detectives Discussion Questions (optional)

What to Do

1. Set out the squares/chairs in a circle. Ask the children to sit down on their square/chair.
2. Tell the children they will march around behind the squares/chairs as you play the Big Question Song/Bible verse song/Hymn/Praise Song/etc. When the music stops, they are to sit down on the nearest square/chair island.
3. Play the music, sing the song as the children make swimming motion with their arms to it. Stop the music and have the children sit down on the nearest square/chair.
4. If desired, you can ask the children a question related to the verse/the songs (or the lesson concepts) they are singing, using the Deep Down Detectives Discussion Questions, after each time (or every few times) they sit down.

Bible Story Review Game

Response Activity to review the story and key concepts

Take Me Through the Tunnel

Materials

Bible Truth storyboard pictures and Storyboard
Deep Down Discussion Questions
Chairs or Table
Sheet or blanket
Box

Preparation

1. Construct a tunnel using the sheet draped over a table/chairs.
2. Put the flannelgraph figures in a box in the "tunnel."

Playing the Game

1. Have the children take turns crawling through the tunnel, retrieving one of the pictures.
2. When the child comes out of the tunnel, he shows the figure to the other children from them to name.
3. Have the children name the character; and, if desired, answer a question (see Deep Down Discussion Sheet) about what they did in the story.
4. Have the child stick the picture on the storyboard, gradually recreating the scene as the game progresses.

Bible Story Review Game

Response Activity to review the story and key concepts

Missing in Action

Materials

Bible Truth storyboard pictures and Storyboard
Deep Down Discussion Questions

Preparation

1. Put all the story pictures up on the storyboard, recreating the scene from the story. .

Playing the Game

1. Review the story briefly, pointing to the figures on the story board background as you go. Have the children help you, if desired.
2. Tell the children that someone from the story is about to go "Missing in Action" and they have to guess who it is. Have the children cover their eyes and take one figure off the board.
3. Have the children open their eyes and figure out who is missing.
4. Put the picture back on the board. Take another picture off the board, having a child choose who will go missing in action this time.
5. If desired, you can ask the children a question related to story each time/every few times a picture is put up, using the Deep Down Discussion Sheet.

Bible Story Review Game

Response Activity to review the story and key concepts

Treasure Hunt

Materials

Bible Truth storyboard pictures
Deep Down Discussion Questions
10 small lidded plastic containers or boxes (like from a jewelry store) or wooden, hinged boxes from a craft store
Various decorating supplies, such as fake craft jewels, glitter, glitter glue, foil paper, gold spray paint
glue

Preparation

Before playing the game, you will need to make your treasure boxes:

1. Collect 10 small lidded plastic containers or lidded boxes (like from a jewelry story), just large enough to put the Bible story pictures in. Alternatively, you can also purchase 10 hinged wooden boxes from a craft store. These make marvelous treasure boxes.
2. Decorate each container/box with the jewels, glitter, paper, gold paint, etc to give them a “treasure-y” look.

Right before Class:

1. Put a Bible story picture in each container and hide them around the room.
2. You may want to review the story and the pictures before class.

Playing the Game

1. Tell the children that you are going on a treasure hunt and need their help finding all the treasure hidden around the room.
2. Have the children take turns finding the treasure boxes and bringing them to you.
3. Remove each picture as the box is found and ask the children review questions about the character from the Bible story. If desired, you can simply put each picture on the floor, table, or storyboard as it is found, then ask questions about the Bible story when you have collected them all. (See the Deep Down Discussion Sheet for possible questions.)
4. Remember to store your boxes after the game, keeping them for the next time you play.
5. Game continues as time allows or until you have retrieved and reviewed all the pictures and the story.

Bible Story Review Game

Response Activity to review the story and key concepts

Look Who's Coming Down the Tracks

Materials

- Bible Truth storyboard pictures
- Deep Down Discussion Questions
- Two shoe boxes
- 6' or so of rope
- Optional: Engineer's hat

Preparation

1. Make a "train" with two cars made with the two shoe boxes strung together with rope.
2. Poke a hole through the front short side of the shoe box that will be the back "car."
3. Poke a hole through the front and back short sides of the shoe box that will be the front "car."
4. Thread the rope through these holes, tying knots near the inside and outside of each to keep the car securely in place.

Playing the Game

1. Put a picture in each "car" of the train (out of the sight of the children). Say, "Look who's coming down the track!"
2. Hand the end of the rope to a child and have them pull it around to where the other participating children are saying "Choo! Choo! Choo! Choo!" (you can have all the children say this, just the child pulling, you and the child, etc.)
3. After the child pulls it to where the children are say, "Train, stop!"
4. Pull out the pictures, show them to the children and ask, "Who's on our train?"
5. If desired, you can ask the children a question related to the picture/story, from the Deep Down Detectives Discussion Sheet.

Tip: For more fun, have a train engineer's hat for the child pulling the train to wear.

Bible Story Review Game

Response Activity to review the story and key concepts

Can You Remember?

Materials

- 2 sets of Bible Truth storyboard pictures (Simply photo copy a second black & white set from the originals)
- Deep Down Discussion Questions
- Index Cards

Preparation

1. Attach the storyboard pictures to index cards, making sure that the pictures are completely covered by the cards.
2. Scramble the order of pictures and set face down on the floor or table.

Playing the Game

1. Have the children take turns trying to make matches by choosing and turning over two pictures at a time.
2. If the pictures match, they are removed from the floor and one is placed on the storyboard. Have the children identify the pictures as they are added to the board. If they do not match, they are turned over face down again and someone else gets to try.
3. If desired, you may also want to ask the children a question about the picture/the story as a match is made, using the Deep Down Discussion Sheet for suggestions.
4. Continue until all the matches are made and all pictures are up on the storyboard, recreating the story picture.

Bible Story Review Game

Response Activity to review the story and key concepts

Clothespin Line Up and Drop

Materials

Bible Truth storyboard pictures
Deep Down Discussion Questions
Rope
Clothespins, the hinged type
Shoe box
Tape

Preparation

1. Attach a spring-type clothespin to some of the laminated storyboard pictures and put them in a shoe box with the lid taped on one side like a hinge and with a hole in the top.
2. Hang up a short rope (in an out-of-traffic-flow location) between two chairs.

Playing the Game

1. Open the shoe box and say, "It's time to say hello to our story friends!"
2. Pull the pictures out one at a time, saying "Hello, so-and-so, each time you pick up a picture and clip them to the rope.
3. When all are pinned up say, "It's time to say goodbye to so-and-so." Can you find so-and-so?" Then have the child point out the right figure on the clothesline, take it off the rope, reattaching the clothespin and handing it to the child. If desired, you may also want to ask the children a question about the picture/the story as the picture is identified, using the Deep Down Discussion Sheet for suggestions.
4. Have a container/bucket/shoe box and say, "Say, goodbye!" letting the child drop the clothespin in the bucket and put the picture through the slot in the shoe box.

Bible Story Review Game

Response Activity to review the story and key concepts

Deep Down Detectives Clue Hunt

Materials

- Bible Truth storyboard pictures
- Deep Down Discussion Questions
- Variety of interesting items that have one or more places to hide a storyboard picture
- Detective Hat
- 4 False Clues (included on the next page)
- CD Player and Deep Down Detectives Theme Song

Preparation

1. Collect a variety of interesting items, that some way to hide a picture, such as an old box with a lid, wallet, purse, clothing with pockets, a book, etc. If your items have MORE than one place to hide things, that is even better.
2. Cut out/Print out the false clue pictures included with the game.
3. Hide each story picture inside one of the items.
4. Set out the items for the children to see, telling them that each of them have an important clue in them. Most of them are from the story, but a few are not. Tell them that it is the job of the Deep Down Detectives to find the hidden clues and decide if they belong in the story or not.

Playing the Game


1. Have the children line up. Play the Deep Down Detectives Theme Song and lead the children in marching around the room and then back to their places to sit down as it ends. (This is merely an energy-release tactic). Have the children take turns choosing an item, finding the clue you have hidden within it. Have the child/the class decide if the clue belongs in the story or not. If it belongs in the story, have them tell how, or, you could ask the children a question about the picture, using the Deep Down Discussion Sheet for suggestions.
2. Continue until all the clues have been found.
3. If desired, you can have the child who will choose the next clue to lead the class in marching to the theme song before they choose their clue.

Bible Story Review Game

Response Activity to review the story and key concepts

Deep Down Detectives Clue Hunt, continued

False Clues (use as many as you want)



Bible Story Review Game

Response Activity to review the story and key concepts

Run to the Grocery Store

Materials

Bible Truth storyboard pictures
Deep Down Discussion Questions
Grocery bag or kid's grocery cart
Empty food cartons

Preparation

1. Put a clue inside each food container.
2. Set out the containers on a table or shelf at one end of the room.
3. Set up the story board at the other end, with the shopping cart or bag.

Playing the Game

1. Have the children assemble near the storyboard.
2. Have them take turns pushing the grocery cart/carrying the grocery bag to the other end of the room and choosing a food item. If desired, tell the children which food item you want them to pick out each time.
3. When the child returns with the food, have them open the container and pull out the picture. If desired, you may also want to ask the children a question about the picture/the story as the picture is identified, using the Deep Down Discussion Sheet for suggestions.
4. Ask the class what the picture is, then add it to the story board, gradually reproducing the story.

Bible Story Review Game

Response Activity to review the story and key concepts

Who's in the Basket?

Materials

Bible Truth storyboard pictures
Deep Down Discussion Questions
Blanket
Basket

Preparation

None.

Playing the Game

1. Hide one of the pictures in the basket and cover it up with the blanket.
2. Ask the children: "Who's in the basket? Would you like to look?" Have chose a child to take off the blanket and pull out the picture to show the rest of the children. Say: "Look! It's -----" The children or you or you and the children can answer with who it is. For more fun, have a little song like "Pop! Goes the Weasel" you hum each time before the child pulls the blanket off Or, just count "1, 2, 3, GO!" and pull the blanket off quickly. If desired, you may also want to ask the children a question about the picture/the story as the picture is identified, using the Deep Down Discussion Sheet for suggestions.
3. Repeat as frequently as desired.

Bible Story Review Game

Response Activity to review the story and key concepts

Going Fishing

Materials

Bible Truth storyboard pictures
Deep Down Discussion Questions
One long wooden dowel, yardstick, etc. per fishing pole
Yarn
Paper clip per fishing pole
Rope
Two chairs
Blanket
Box/bucket/container
Bucket

Preparation

1. Make fishing poles out of long wooden dowels, yardsticks, etc with a piece of yarn for fishing line and a paper clip for a hook.
2. Attach a picture to the end of each pole.
3. Tie a rope between two chairs and drape a piece of cloth or a blanket over the rope. Lay the poles against the blanket so that the tips and the fishing line drape over the other side and drop down into a bucket/box on the other side.
4. Place other bucket on the side the children and the ends of the fishing rods are. This will be the "holding tank" for the fish when they are caught.

Playing the Game

1. Ask the children, "Would you like to go fishing in my pond today?"
2. "Let's see what you'll catch." The child chooses one of the poles, pulls it up and see what's on the end.
3. Say "Looks like you've caught a big one! Pull it out!"
4. As the child pulls up the fishing rod and reveals what is on the end, ask the children, "Who did you catch?" If desired, you may also want to ask the children a question about the picture/the story as each "fish" is caught, using the Deep Down Discussion Sheet for suggestions.
5. Have the child put the "fish" in the holding tank.
6. If desired, when all the fish are caught, take them out of the holding tank and review the "catch of the day."

Bible Story Review Game

Response Activity to review the story and key concepts

Pony Express

Materials

Bible Truth storyboard pictures
Deep Down Discussion Questions
Small manila envelopes, one per flannel graph figure
Kid's small backpack or a tote bag with a strap
Basket
Cowboy hat
Stick horse or a broom

Preparation

1. Tell the children that long ago cowboys used to pick up the mail, put it in their bags and ride it fast from town to town on their horses. This was called the Pony Express. Today, they will practice riding for the Pony Express and bring the mail back to the class.

Playing the Game

1. Show the children how to ride the stick horse down to the other end, pick up a piece of mail from the basket, put it in their bag, then ride it back to the class. Take the envelope out of the bag and open it, showing them the picture inside. Ask the children who/what the picture is and then put it on the storyboard. If desired, you may also want to ask the children a question about the picture/the story as the picture is identified, using the Deep Down Discussion Sheet for suggestions.
2. Have the children take turns riding the Pony Express, each time adding the new figure to the storyboard until the story is recreated on it.

Bible Story Review Game

Response Activity to review the story and key concepts

Who's Inside?

Materials

- Bible Truth storyboard pictures (and/or other objects that remind you of things from the story)
- Deep Down Discussion Questions
- 10 different containers with lids

Preparation

1. Put in various pictures/objects in each container and shut.
2. Line up all the containers or put them in a big bag, such as a trash bag.

Playing the Game

1. Have 10 different sized/colored lidded containers with shaded sides, all big enough to fit the laminated pictures or other objects from the story or concept. Have the children take turns choosing a container (from the bag) and opening it. Each time ask: "Who's inside?" Child/children/you/you and children can answer together. If desired, you may also want to ask the children a question about the picture/the story as each picture/object is identified using the Deep Down Discussion Sheet for suggestions.
2. Repeat.

Bible Story Review Game

Response Activity to review the story and key concepts

Fix Up the Mix Up

Materials

Bible Truth storyboard pictures
Deep Down Discussion Questions

Preparation

None.

Playing the Game

1. Take all the Storyboard pictures and mix them up in a pile in front of the children.
2. Tell them that the story pictures are all mixed up and you need help fixing them up again.
3. Let the children take turns picking a picture out of the pile and re-constructing the story on the storyboard. If desired, you may also want to ask the children a question about the picture/the story as each picture/object is identified using the Deep Down Discussion Sheet for suggestions.

DEEP DOWN DETECTIVES

Curriculum Resources



**Appendix C:
Crafts and Take Home Sheets**

Index of Crafts and Take Home Sheets

Bible Truth 1:

| | |
|--|-----|
| Lesson 1 Coloring Sheet/Take Home Sheet | 257 |
| Lesson 2 Coloring Sheet/Take Home Sheet | 259 |
| Lesson 3 Coloring Sheet/Take Home Sheet | 261 |
| Big Question 8 Bible Story and Key Concepts to Take Home | 263 |
| Extra Craft 1: Go and Tell Bible Truth Concept Craft | 265 |
| Extra Craft 2: Bible Story Coloring Page | 271 |
| Extra Craft 3: Bible Story Jigsaw Puzzle Picture | 275 |
| | 276 |

Bible Truth 2:

| | |
|--|-----|
| Lesson 1 Coloring Sheet/Take Home Sheet | 277 |
| Lesson 2 Coloring Sheet/Take Home Sheet | 279 |
| Lesson 3 Coloring Sheet/Take Home Sheet | 281 |
| Big Question 2 Bible Story and Key Concepts to Take Home | 283 |
| Extra Craft 1: Go and Tell Bible Truth Concept Craft | 291 |
| Extra Craft 2: Bible Story Coloring Page | 295 |
| Extra Craft 3: Bible Story Jigsaw Puzzle Picture | 296 |

Bible Truth 3:

| | |
|--|-----|
| Lesson 1 Coloring Sheet/Take Home Sheet | 297 |
| Lesson 2 Coloring Sheet/Take Home Sheet | 299 |
| Lesson 3 Coloring Sheet/Take Home Sheet | 301 |
| Big Question 8 Bible Story and Key Concepts to Take Home | 303 |
| Extra Craft 1: Go and Tell Bible Truth Concept Craft | 313 |
| Extra Craft 2: Bible Story Coloring Page | 317 |
| Extra Craft 3: Bible Story Jigsaw Puzzle Picture | 218 |

Bible Truth 4:


| | |
|--|-----|
| Lesson 1 Coloring Sheet/Take Home Sheet | 319 |
| Lesson 2 Coloring Sheet/Take Home Sheet | 321 |
| Lesson 3 Coloring Sheet/Take Home Sheet | 323 |
| Big Question 4 Bible Story and Key Concepts to Take Home | 325 |
| Extra Craft 1: Go and Tell Bible Truth Concept Craft | 333 |
| Extra Craft 2: Bible Story Coloring Page | 337 |
| Extra Craft 3: Bible Story Jigsaw Puzzle Picture | 338 |

CAN YOU GUESS BIBLE TRUTH!:
What Is God's Love for
His People Like?
It's more than They Could
Ever Deserve...

God gave His Son,

**-----
to save them!**

HINT: "What's the name of
God's Son? It starts with
the letter "J."



Deep Down Detective Devotion: Unit 8, Bible Truth 1, Lesson 1

Big Question 8: What Is God's Love for His People Like?

Answer: It's More than They Could Ever Deserve...God Gave His Son, Jesus, to Save Them!



Bible Truth 1 Meaning

All people have rebelled against God and have broken His laws. All have chosen to do things their own way, instead of God's way. Their hearts should be full of love for God, but instead, their hearts are dead and empty of love for God and His good ways. That's why all people deserve God's punishment for their sins. They deserve to be separated from Him forever. How sad! But God is so kind and merciful! He chose to save sinners, like you and me, even though we did not deserve it. Yes, God chose to love sinners, even though their hearts were so dead and empty of love for Him. And He didn't just love them a little bit. He loved them a lot! He loved them so much that He sent His Son, Jesus, to live and perfect life and give it up as the full payment for their sins when He suffered and died on the cross. On the third day, Jesus rose from the dead, proving He had really done it! He had redeemed sinners, so that they could become God's special people—His, dearly-loved, adopted children forever! We can be God's special people, too, if we turn away from our sins and trust in Jesus as our Savior. Hasn't God loved us so much through Jesus!

How do I know this is true? The Bible tells me so!

"In this is love, not that we have loved God but that he loved us and sent his Son to be the propitiation for our sins."
--- 1 John 4:10, ESV

Some Questions for You

1. Who has rebelled against God and broken His good laws? *All people have.*
2. Are the hearts of all people full of love for God or dead and empty of love for Him? *They are dead and empty of love for Him.*
3. Who deserves God's punishment for their sins? *All people.*
4. Did God love His special people even while their hearts were so dead and empty of love for Him? *Yes, He did.*
5. Who did God send to save His people? *Jesus!*
6. What must we do, if we are to be God's special people? *Turn away from our sins and trust in Jesus as our Savior.*

Let's Pray!

- A** We praise You, God, for being so full of love for Your people. You were filled with love for them before they loved You or knew You!
- C** God, we should be filled with love for You and Your good ways, but so many times we are not. We need a Savior!
- T** Thank You for loving the world so much that You sent Jesus to be our Savior. Thank You for loving sinners, even before they loved You. Thank You for making the way for them to be saved through Jesus.
- S** God, God, work deep inside our hearts. Help us to turn away from our sins and trust in Jesus as our Savior. Give us new hearts full of love for You. Help us to become Your people. In Jesus' name, we pray. Amen.

Let's Sing about What We're Learning!

Big Q & A 8 Song from *Deep Down Detectives* ESV Songs 8, track 12

(sung to the tune of "Baa, Baa, Black Sheep")

What is God's love for His people like?
More than they could ever deserve!
What is God's love for His people like?
What is God's love for His people like?
What is God's love for His people like?
More than they could ever deserve!

Go to the *Deep Down Detectives* Parent Resources for Unit 8 to get the Bible story and many more resources and songs for this unit at praisefactory.org

Big Question 8 Action Rhyme Song from *Deep Down Detectives* ESV Songs 8, track 13

What is God's love for His people like?
What is God's love for His people like?
What is God's love for His people like?
It's more than they could ever deserve.

Verse 1

God loves His people from all places,
from all times, with ev'ry kind of faces.
God loves His people from ev'ry nation,
And He loves them all through Jesus Christ.

Refrain


God's love for His people is more than they could ever deserve.
God's love for His people is more than they could ever deserve.

Verse 2

God loved His people before the beginning,
Even before they were repenting and believing,
God loved His people from ev'ry nation,
And He loved them all through Jesus Christ.

Verse 3

God loved His people, He sent Jesus,
To save them, so forever they would be His,
God loves His people from ev'ry nation,
And He always will through Jesus Christ.



Deep Down Detective Devotion: Unit 8, Bible Truth 1, Lesson 2



Big Question 8: What Is God's Love for His People Like?

Answer: It's More than They Could Ever Deserve...God Gave His Son, Jesus, to Save Them!

How do I know this is true? The Bible tells me so!

"In this is love, not that we have loved God but that he loved us and sent his Son to be the propitiation for our sins."
--- 1 John 4:10, ESV

Learn a Little: "[God] sent his Son to be the propitiation for our sins."

Meaning

We are all sinners who have rebelled against God, yet God chose to love us, and to love us in the deepest way possible! He sent Jesus to save us. Yes, God sent His dearly-loved Son to earth to be the propitiation for our sins. He was the atoning sacrifice that would pay for our sins and satisfy God's judgment against us. Jesus would live a perfect life, then offer it up as the full payment that would bring the forgiveness we needed. And He chose to do this while we still were rebelling against Him! How wonderful is this free gift of God! How deep is His love! This atoning sacrifice is for us, too, when we turn away from our sins and trust in Jesus as our Savior.

Some Questions for You

1. Who shows us what real love is? *God and the way He has loved us through Jesus.*
2. Why do none of us deserve God's love? *Because we are all sinners who have chosen to disobey Him.*
3. Who did God send to save us? *Jesus.*
4. What did Jesus do to save us? *He lived a perfect life and gave it up as the full payment for the sins of all who would ever turn from their sins and trust in Him as their Savior.*
5. What does it mean that Jesus was the propitiation for our sins? *God is holy and He hates sin. He hates OUR sin and we deserve His punishment for sin. Jesus took all of God's hate for the sins of God's people when He suffered and died on the cross. That is how they can be God's dearly-loved people.*
6. How can Jesus' sacrifice cover our sins and we become God's people? *When we turn away from our sins and trust in Jesus as our Savior.*

Let's Pray!


- A** We praise You, God, for being so full of love for Your people. You were filled with love for them before they loved You or knew You!
- C** God, we should be filled with love for You and Your good ways, but so many times we are not. We need a Savior!
- T** Thank You for loving the world so much that You sent Jesus to be our Savior. Thank You for loving sinners, even before they loved You. Thank You for making the way for them to be saved through Jesus.
- S** God, God, work deep inside our hearts. Help us to turn away from our sins and trust in Jesus as our Savior. Give us new hearts full of love for You. Help us to become Your people. In Jesus' name, we pray. Amen.

Let's Sing Our Bible Verse!


This Is Love: 1 John 4:10 from *Deep Down Detectives* ESV Songs 8, track 20

This is love,
Not that we loved God,
But that He, that he loved us,
He sent his Son,
And He sent His Son,
The propitiation for our sins.
He sent his Son,
And He sent His Son,
The propitiation for our sins.
First John Four, ten.

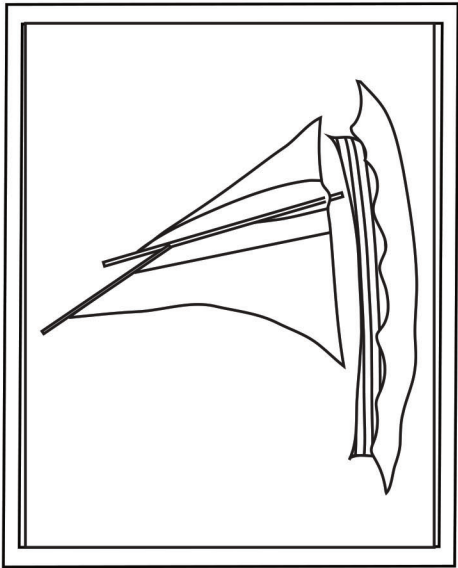
Which four of these clues belong in our story? Which two do not? Put an X in the boxes of the four that belong.

☐


A Big Promise (Covenant)

☐


The Sun

☐


A Boat

☐

A Man Named Jeremiah

☐

Soldiers

☐

A Cross

Answer: The big promise, the man named Jeremiah, the soldiers and the cross belong. The sun and the boat do not.

Deep Down Detective Devotion: Unit 8, Bible Truth 1, Lesson 3



Big Question 8: What Is God's Love for His People Like?

Answer: It's More than They Could Ever Deserve...God Gave His Son, Jesus, to Save Them!

Bible Truth 1 Meaning

All people have rebelled against God and have broken His laws. All have chosen to do things their own way, instead of God's way. Their hearts should be full of love for God, but instead, their hearts are dead and empty of love for God and His good ways. That's why all people deserve God's punishment for their sins. They deserve to be separated from Him forever. How sad! But God is so kind and merciful! He chose to save sinners, like you and me, even though we did not deserve it. Yes, God chose to love sinners, even though their hearts were so dead and empty of love for Him. And He didn't just love them a little bit. He loved them a lot! He loved them so much that He sent His Son, Jesus, to live and perfect life and give it up as the full payment for their sins when He suffered and died on the cross. On the third day, Jesus rose from the dead, proving He had really done it! He had redeemed sinners, so that they could become God's special people—His, dearly-loved, adopted children forever! We can be God's special people, too, if we turn away from our sins and trust in Jesus as our Savior. Hasn't God loved us so much through Jesus!

How do I know this is true? The Bible tells me so!

"In this is love, not that we have loved God but that he loved us and sent his Son to be the propitiation for our sins."

--- 1 John 4:10, ESV

Some Questions for You

1. Why did God's people need God to save them? *Because they were sinners who kept on disobeying Him and His good laws.*
2. What did the people of Israel promise God that they would do? *They would love God and obey His good laws.*
3. What did God promise to do for the people of Israel, if they loved Him and obeyed His good laws? *They would be His dearly-loved people. He would take care of them and give them good things. He would give them homes in a special place where they could worship Him and He would protect them from their enemies.*
4. Did the people of Israel love God and keep His good laws? *No. They did not.*
5. What did God do before He let the enemies come in and destroy their special place and make them work for them? *He warned them many times through people like Jeremiah.*
6. What were the people of Israel saddest about when they were taken away by their enemies? *That they had broken their big promise to God and that they didn't deserve to be His people anymore.*
7. What good news did Daniel, Ezekiel and Zechariah give the people of Israel? *That God still loved them. He punished them so they would turn back to love and obey Him. He would take them back to their special place to live. He would send Jesus to beat their biggest enemy--sin and death.*

Let's Pray!

- A** We praise You, God, for being so full of love for Your people. You were filled with love for them before they loved You or knew You!
- C** God, we should be filled with love for You and Your good ways, but so many times we are not. We need a Savior!
- T** Thank You for loving the world so much that You sent Jesus to be our Savior. Thank You for loving sinners, even before they loved You. Thank You for making the way for them to be saved through Jesus.
- S** God, God, work deep inside our hearts. Help us to turn away from our sins and trust in Jesus as our Savior. Give us new hearts full of love for You. Help us to become Your people. In Jesus' name, we pray. Amen.

Let's Praise God Right Now!

Big Q & A 8 Hymn: And Can It Be from *Deep Down Detectives* ESV Songs 8, track 18

Refrain


Amazing love, how can it be?
That thou, my God, should die for me?
Amazing love, how can it be?
That thou, my God, should die for me?

Words: Charles Wesley Music: Thomas Campbell

Big Question 8 Praise Song: God Is So Good from *Deep Down Detectives* ESV Songs 8, track 19

God is so good (powerful, holy),
God is so good (powerful, holy),
God is so good (powerful, holy),
He's so good (powerful, holy) to me.

Go to the *Deep Down Detectives* Parent Resources for Unit 8 to get the Bible story and many more resources and songs for this unit at praisefactory.org

Deep Down Devotions: Unit 8, Bible Truth 1 Story Concepts**P.1****The Case of the Costly Children***Exodus 24, Jeremiah 25, Isaiah 9,42,43,49, Ezekiel 37, Daniel 9, Zechariah 8-14*

Dear Parents,

Big Question #8 is: "What Is God's Love for His People Like?" Your child is learning that "It's More than They Could Ever Deserve...God Gave His Son, Jesus, to Save Them."

Here's a copy of the Bible story they are learning along with the "Listening Assignment" for each lesson. These assignments provide a different teaching emphasis for each lesson, helping the children dig deeper into each Bible truth. They match up with your child's take home for each lesson. We hope that these resources help your family to dig down deeper into the truths of God's Word!" Happy digging!

•many more resources for this Big Question came be found online at www.praisefactory.org•

Listening Assignments

"Hey, Kids! Detective Dan, here. Listen carefully to the story and help me answer these questions:

Detective Dan's Lesson #1 Listening Assignment:

I need to find out:

- 1. Whom did God adopt as His dearly-loved children?**
- 2. What made adopting them so costly to God?**

Detective Dan's Lesson #2 Listening Assignment:**Our Bible Verse is 1 John 4:10, ESV**

"In this is love, not that we have loved God but that he loved us and sent his Son to be the propitiation for our sins."

I need to find out:

- 1. Whom did God love before they loved Him?**
- 2. Whose sins were forgiven by Jesus' sacrifice?**

Detective Dan's Lesson #3 Listening Assignment:

I found six clues, but only 4 of them are in the story.

They are: a big promise, the sun, a boat, a man named Jeremiah, soldiers, a cross.

Hold each of them up for the children to see as you identify them.

I need to figure out:

- 1. Which four belong in the story and which two don't?**
- 2. Who needed to confess their sins to God? Who needed to ask Him to be their Savior?**

Read the assignment questions, THEN SAY,

"Ok, Deep Down Detectives! Put on your best listening ears and see if you can hear the answers to Detective Dan's questions. When I finish telling the story, we will see if we can answer all the questions."

Read the Bible Truth story, answer questions, present the gospel and lead in prayer.

Answers to questions; the gospel; and, ACTS prayer are included with the story text.

Bible Story for Big Question 8, Bible Truth 1 use with all THREE lessons**P.2****The Case of the Costly Children** *Exodus 24, Jeremiah 25, Isaiah 9,42,43,49, Ezekiel 37, Daniel 9, Zechariah 8-14**Story with lines separating paragraphs (text in bold, optional interaction cues in italics)*

"The LORD gathered the people of Israel near big, Mt. Sinai and spoke to them: "I have loved you and rescued you from your enemies. I want to be your God. I want you to be my dearly loved people," He told them. "I want us to make a covenant together. I want to make big, big promises with you, sealed with blood. Promises that must be kept. "Do or die" promises," the LORD explained.

"I want to give you My big promise to always take care of you and give you many good things," the LORD told the people through Moses. "I want to give you homes in your own, very special land. A place where you can worship Me and live happily. I will get rid of all your enemies, so you don't have to worry about them again," the LORD told the people.

"But, I want you to make Me a big promise, too," the LORD told them. "A promise to love Me and keep all of My good laws," He said.

What would the people of Israel say? What would the people of Israel do? Did they want the LORD to be their God? Did they want Him to take care of them and give them all these good things? Did they want to be His dearly-loved people?

What do you think?

Yes, they did! They wanted the LORD to make His covenant with them. And they wanted these promises to be "Do or die" promises, sealed in blood. They wanted to make sure the LORD really kept His word and gave them all these good things He promised. What a wonderful life He was offering them!

Ahh, but there was also the OTHER question they had to ask themselves: did THEY want to make a covenant with the LORD? Did THEY want to promise to love Him and keep His good laws? Remember: their promises were covenant promises, too. They were also "Do or Die," sealed-with-blood promises which MUST be kept. Did they want to make that kind of promise to the LORD?

What do you think?

Yes, they did! The LORD loved them. His laws were good. Why would they NOT want to make this covenant promise with Him?! So they said to the LORD, "Yes, yes, yes! We will be Your dearly loved people! We will keep all of Your good laws. We will make a covenant with You—our "Do or Die" promise. We want You to be our God!" they told the LORD.

So, the LORD and the people made a covenant together. Moses built an altar at the base of the mountain and set up twelve, stone towers-- one for each of the twelve, family groups among the people. Twelve, young men brought twelve large, worship gifts to offer to the LORD. Everyone listened as Moses read the LORD's promises and laws to the people. Blood was sprinkled on the altar and on the people. "We will do everything the LORD has said. We will obey Him and keep the covenant... we will do or die," the people promised. The covenant was made. The LORD was their God, and they were His people.

The LORD kept all of His covenant with His people--every one of His big, "Do or Die" promises. He gave them a special land to live in. He gave them their own homes. He gave them fields full of good food and lots of children. He told them how to build a special worship place so they could meet with Him. And, He protected them from their enemies.

*Story with lines separating paragraphs (text in bold, optional interaction cues in italics)***But what about the people of Israel? Did they keep the covenant promises they made to the LORD?***What do you think?*

They did NOT! They did NOT love the LORD or keep His good laws as they promised. You see, it is one thing to MAKE a big promise to the LORD and another thing to KEEP it. The people WANTED to be God's dearly-loved people. They WANTED to love Him and obey Him. They WANTED Him to bless them with all the good things He promised to give them. But there was something that the people of Israel had in their hearts--that we have in our hearts, too—that was causing a big problem. Do you know what it was?

Can you guess?

It was sin. Yes, ever since Adam and Eve first disobeyed God in the Garden, there has been sin in everyone's heart. Sin that kept those people of Israel from obeying all of the LORD's good laws. Sin that kept them from worshipping and loving Him as they should. Sin that kept them from loving each other the way they should, too. And so, the people broke their covenant to the LORD –yes, that big "Do or Die" promise, over and over. And that meant the people no longer deserved to be the LORD's dearly-loved people and He should no longer be their God. What would the LORD do, now that the people had disobeyed?

What do you think He would do?

What would the LORD do? He did plenty! First, He warned them over and over to turn away from their sin. He sent godly men like Jeremiah to them, saying, "Remember your big promise to the LORD! He wants to be your God. He wants you to be His dearly-loved people. Turn away from disobeying His good laws. Turn back to worshipping and loving Him! If you do, He will forgive you. If you do not, then He will send punishments to help you turn back to Him," Jeremiah warned them.

Did the people of Israel listen to the LORD's warnings? Did they turn back to worship and love Him? Not really. So at last, the LORD sent punishments. He let their enemies come into their land and destroy their homes and worship place. He let them take the people of Israel far away and made them work very, very hard for them.

Boo, hoo! Boo, hoo! How sad the people of Israel were! They missed the good things that God had given them. They missed their homes. They missed the place where they worshipped the LORD. They did not like working for their enemies.

But most of all, they were sad that they had not kept their big promise to the LORD. They knew that they had not worshipped or loved Him as they promised they would. They knew that they had not loved others as they promised they would, either. They knew that they should not be His dearly-loved people anymore and He should not be their God. This is what they deserved for breaking their "Do or Die" promises with the LORD. They knew they had sin in their hearts; and at last, they began to turn away from their sins. But was it too late? Was this really the end of the LORD's love for His people?

What do you think?

No, it was not! Even though they should not be God's dearly loved people anymore, God kept on loving His sinful people.

Bible Story for Big Question 8, Bible Truth 1 use with all THREE lessons**P.4***Story with lines separating paragraphs (text in bold, optional interaction cues in italics)*

The LORD sent godly men like Daniel, Ezekiel and Zechariah to encourage the people with wonderful news: "You have broken your promises to the LORD, but He still loves you," they told the people. "Listen to the good plans He has for you: 'I have punished you so you would turn back to Me, but I won't keep on punishing you,' the LORD told them. 'On just the right day, your punishment will be over. I will free you from your enemies. You won't have to work for them anymore. You will get to go back to your homes in the special land. You can build a new place to worship Me. I will take care of you and give you good things,' the LORD promised them.

"But I have even better plans for you than freeing you from your enemies and bringing you back home," the LORD told them. "I'm going to make a NEW covenant with you. A new "Do or Die" promise sealed with new blood. I'm going to beat your even bigger enemy: the sin in your hearts that keeps you from loving and obeying Me!" He promised.

"Yes, I'm going to send you a Messiah, a Savior. He will be My Son. He is going to come to earth. He is going to take the punishment that all My people deserve for disobeying Me. It will be gone for good. His blood will take away their sins. His blood will seal this new "Do or Die" covenant. Then I will give My people new hearts filled with My Holy Spirit. Then all My people, from every place in the whole world, will be saved to know Me and love Me and obey Me. And one day, they will even live with Me, forever happy," the LORD promised. "This covenant will last forever."

What wonderful news this was! The people of Israel were so happy! They believed God's big promise to free them from their enemies. They believed His promise to send them back home to their special land.

And, they believed that one day God would send a Messiah, a Savior, to beat their biggest enemy of all: the sin in their hearts that kept them from loving and obeying Him.

The people waited and waited. They looked for the day God promised. And, at last, it came! They left working for their enemies and went back home to their special land. They built new homes, and they built a new place to worship God. Then they waited and waited some more. They waited for the day the Savior would come. And while they had to wait a very long time, at last, that day came, too.

Who was the Messiah, the Savior, God's Son? I bet you know His name?

Can you tell me?

It's Jesus! That's right. Jesus was born a baby in Bethlehem. He grew up, up, up until He was a man. And what a man Jesus was! He kept all of God's laws His whole life. He was perfect! And what did Jesus do with that perfect life? He did just exactly what God promised He would do. He saved all God's people when He took the punishment for their sins on the cross. With His own blood, Jesus sealed the new covenant that God was making with His people. A covenant that couldn't be broken EVER, because it was the blood of God's perfect Son, Himself, that was keeping the promises for God's people.

Yes, Jesus suffered and died on the cross that day. He was buried in a cave grave and watched over by guards. But that was not the end of the story, was it? What would happen on the third day?

Can you tell me?

On the third day, Jesus rose from the dead, never to die again. He had really done it! He had beaten sin and death for God's people, once and for all! How great is God's love for His people! Even though they do not love Him or obey Him as they should, He loved them more than they deserved. He loved them so much that He chose to send His Son, Jesus, to save them from their sins, so they could know Him in their hearts now, and one day, go to live with Him forever. We can be God's people, too, if we turn away from our sins and trust in Jesus as our Savior. Ask Him to help you. He loves to answer this prayer!

Cracking the Case: (story wrap-up for Listening Assignments)

It's time to see how we did with our Listening Assignment.

Detective Dan's Lesson 1 Listening Assignment:**1. Whom did God adopt as His dearly-loved children?**

All who would turn from their sins and trust in Jesus as their Savior. His promises began with the people of Israel, but have spread out to include people from the whole world.

2. What made adopting them so costly to God? God adopted them by paying for their sins, Himself, when Jesus suffered and died on the cross.

For You and Me:

We, too, can become God's dearly-loved, adopted children when we turn away from our sins and trust in Jesus as our Savior.

Detective Dan's Lesson 2 Listening Assignment:**Our Bible Verse is: 1 John 4:10, ESV**

"In this is love, not that we have loved God but that he loved us and sent his Son to be the propitiation for our sins."

1. Whom did God love before they loved Him? God loved all His people before they loved Him—the people of Israel, and all others who would turn to Him and trust in Jesus as their Savior.

2. Whose sins were forgiven by Jesus' sacrifice? All of God's people—all who would turn from their sins and trust in Jesus as their Savior.

For You and Me:

We, too, are sinners who have broken God's laws. We, too, deserve His punishment for our sins. But the good news is that we, too, can be forgiven our sins when we turn away from our sins and trust in Jesus as our Savior.

Detective Dan's Lesson 3 Listening Assignment:

Our six clues were: a big promise, the sun, a boat, a man named Jeremiah, soldiers, and a cross.

1. Which four belong in our story?

The big promise, the man named Jeremiah, the soldiers and the cross belong. The sun and the boat do not.

2. Who needed to confess their sins to God? Who needed to ask Him to be their Savior? The people of Israel.

For You and Me:

Like the people of Israel, we, too, are sinners who have broken God's laws. We, too, deserve His punishment for our sins. But the good news is that we, too, can be forgiven our sins when we turn away from our sins and trust in Jesus as our Savior.

The Gospel (story wrap-up if NOT using Listening Assignments)**Our Bible Truth is:****What Is God's Love for His People Like?****It's More than They Could Ever Deserve...****God Gave His Son, Jesus, to Save Them!**

Just like God's people from long ago, we do not love God or obey Him as we should. We deserve God's punishment, too, don't we? But the good news is that when we turn away from our sins and trust in Jesus as our Savior, He will save us, too! We will be His dearly-loved people—His adopted children. He will give us new hearts that want to love and obey Him. And one day, at just the right time, we will go to live with Him in heaven, forever happy!

Close in prayer.

Closing ACTS Prayer

- A** We praise You, God, for being so full of love for Your people. You were filled with love for them before they loved You or knew You!
- C** God, we should be filled with love for You and Your good ways, but so many times we are not. We need a Savior!
- T** Thank You for loving the world so much that You sent Jesus to be our Savior. Thank You for loving sinners, even before they loved You. Thank You for making the way for them to be saved through Jesus.
- S** God, God, work deep inside our hearts. Help us to turn away from our sins and trust in Jesus as our Savior. Give us new hearts full of love for You. Help us to become Your people.

In Jesus' name, we pray. Amen.

Deep Down Detectives Devotions: Big Question 8, Bible Truth 1 Key Concepts**p.5****Unit 8: The God Who Loves**

Unit Big Question (and Answer): What Is God's Love for His People Like?
It's More than They Could Ever Deserve!

Unit Bible Verse: "Oh give thanks to the LORD, for he is good; for his steadfast love endures forever!"
--1 Chronicles 16:34, ESV

Bible Truth 1 Concept: God Gave His Son, Jesus, to Save Them

All people have rebelled against God and have broken His laws. All have chosen to do things their own way, instead of God's way. Their hearts should be full of love for God; but instead, their hearts are dead and empty of love for God and His good ways. That's why all people deserve God's punishment for their sins. They deserve to be separated from Him forever. How sad!

But God is so kind and merciful! He chose to save sinners, like you and me, even though we did not deserve it. Yes, God chose to love sinners, even though their hearts were so dead and empty of love for Him. And He didn't just love them a little bit. He loved them a lot! He loved them so much that He sent His Son, Jesus, to live and perfect life and give it up as the full payment for their sins when He suffered and died on the cross. On the third day, Jesus rose from the dead, proving He had really done it! He had redeemed sinners, so that they could become God's special people—His, dearly-loved, adopted children forever! We can be God's special people, too, if we turn away from our sins and trust in Jesus as our Savior. Hasn't God loved us so much through Jesus!

Bible Truth 1 Bible Verse: 1 John 4:10, ESV

"In this is love, not that we have loved God but that he loved us and sent his Son to be the propitiation for our sins."

Learn a Little: "[God] sent his Son to be the propitiation for our sins."

Meaning

We are all sinners who have rebelled against God, yet God chose to love us, and to love us in the deepest way possible! He sent Jesus to save us. Yes, God sent His dearly-loved Son to earth to be the propitiation for our sins. He was the atoning sacrifice that would pay for our sins and satisfy God's judgment against us. Jesus would live a perfect life, then offer it up as the full payment that would bring the forgiveness we needed. And He chose to do this while we still were rebelling against Him! How wonderful is this free gift of God! How deep is His love! This atoning sacrifice is for us, too, when we turn away from our sins and trust in Jesus as our Savior.

Bible Truth 1 ACTS Prayer

- A** We praise You, God, for being so full of love for Your people. You were filled with love for them before they loved You or knew You!
- C** God, we should be filled with love for You and Your good ways, but so many times we are not. We need a Savior!
- T** Thank You for loving the world so much that You sent Jesus to be our Savior. Thank You for loving sinners, even before they loved You. Thank You for making the way for them to be saved through Jesus.
- S** God, God, work deep inside our hearts. Help us to turn away from our sins and trust in Jesus as our Savior. Give us new hearts full of love for You. Help us to become Your people. In Jesus' name, we pray. Amen.

Bible Truth 1 Story**The Case of the Costly Children**

Exodus 24, Jeremiah 25, Isaiah 9,42,43,49, Ezekiel 37, Daniel 9, Zechariah 8-14

Deep Down Detectives Devotions: Big Question 8, Bible Truth 1 Key Concepts p.7

Songs Used in Bible Truth 1

Big Q & A 8 Song

Big Question 8 Song: What Is God's Love for His People Like?

Big Question 8 Bible Verse Song: O, Give Thanks 1 Chronicles 16:34 ESV

Extra Big Question 8 Bible Verse Song: Give Thanks 1 Chronicles 16:34 ESV

Extra Big Question 8 Bible Verse Song: The Steadfast Love of the Lord Lamentation 3:22,23, ESV

Big Question 8 Hymn: And Can It Be, v.1 refrain

Big Question 8 Praise Song: God Is So Good

Bible Truth 1 Bible Verse: This Is Love 1 John 4:10, ESV

Extra Bible Truth 1 Song: God's One, Big Plan

Extra Bible Truth 1 Bible Verse: The LORD Is Good to All Psalm 145:9,13,15-16, ESV

Extra Bible Truth 1 Bible Verse: For God So Loved the World John 3:16, ESV

listen to or download songs for free at <https://praisefactory.org>: Deep Down Detectives Music page

Go and Tell Bible Truth Concept Craft

This Is Love: God Sent Jesus to Save Us

Craft Description

The children will make a craft reminding them about God's great love shown to us through Jesus.

Materials

White paper, preferably cardstock 1 sheet per craft
Red Construction Paper
Coloring Supplies
Glue Sticks
(optional) Heart Stickers

Preparations

1. Print out the two-sided of the card on the front and back of each piece of paper.
2. Print out and use heart pattern to cut out hearts from the red construction paper. Make one heart per child.
3. Set out coloring supplies and glue sticks. Reserve stickers for later.

Introducing the Craft:

"Our Big Question is: 'What Is God's Love for His People Like?' We've learned that 'It's More than They Could Ever Deserve...God Gave His Son, Jesus, to Save Them!' That's something very good to know. But many people don't know that. So do you know what God wants us to do? He wants us to go and tell others this very important news. So today we are going to make something we can show and tell them, too. Here's what it looks like...(Hold up example of craft)

Directions



1. Show children your finished craft, reading the words to them.
2. Have children do any decorating with markers/crayons/colored pencils first.
3. Glue heart to front of card over shape (or children can simply color it in).
4. Add stickers around heart of front of card, if desired.
5. Make sure to write each child's name on their craft.

Discussion

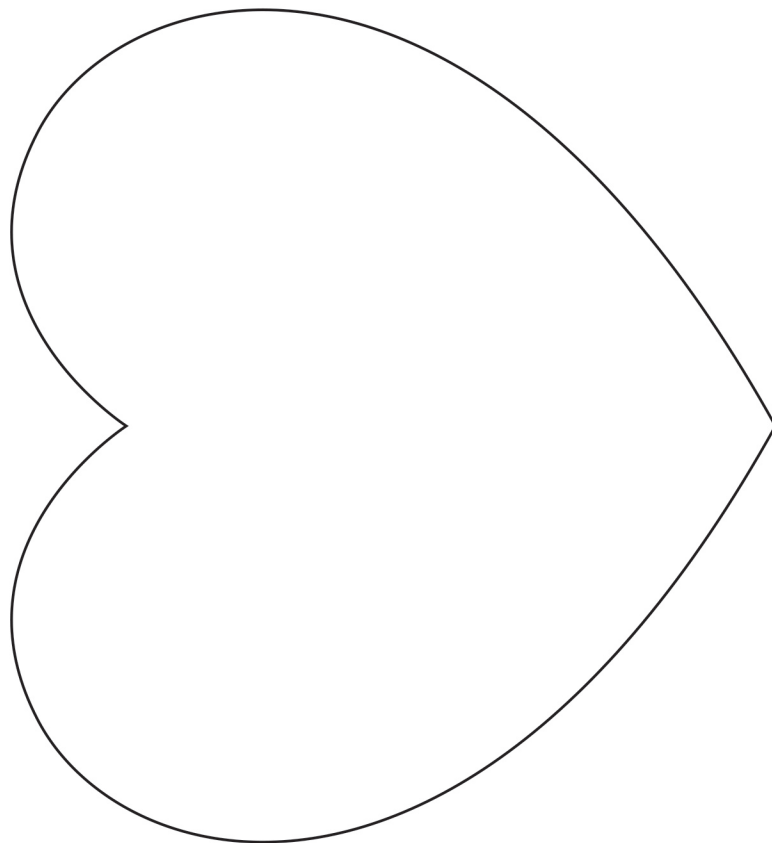
This is an especially good time to re-read the key concepts and discuss them. See Deep Down Discussion Sheet for possible questions to talk about.

Craft Wrap-Up:

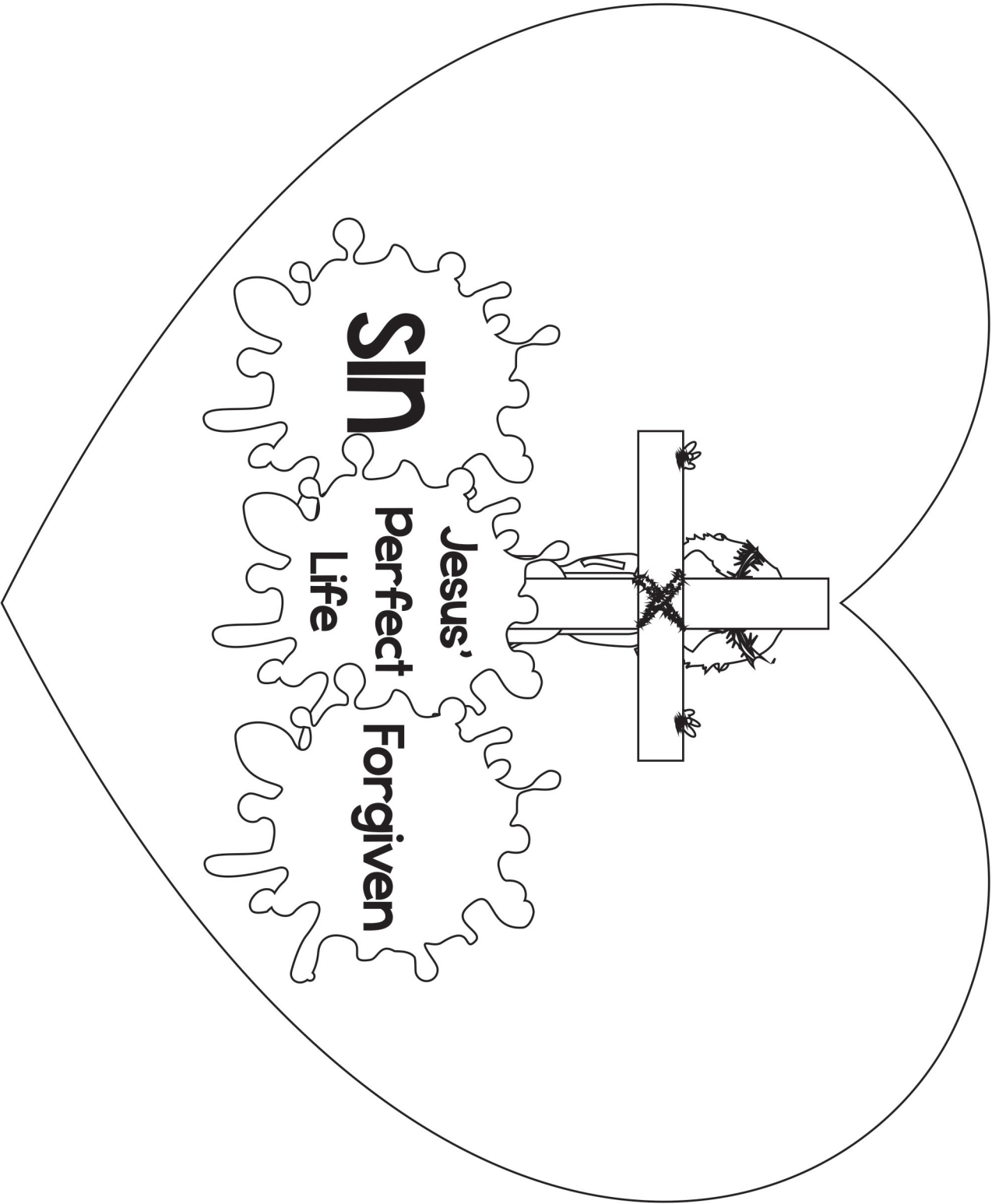
At the end of our time together today, you get to take home your Go and Tell crafts. And what are you going to do with them? Show and tell someone the important news you've learned today: "In this is love, not that we have loved God but that he loved us and sent his Son to be the propitiation for our sins." 1 John 4:10, ESV




“This is love, not that we have loved God,



but that He loved us...



and sent his Son to be the propitiation for our sins.” | John 4:10, ESV



What Is God's Love for His People Like? It's More than They Could Ever Deserve...God Gave His Son, Jesus, to Save Them. Just like God's people from long ago, we do not love God or obey Him as we should. We deserve God's punishment, too, don't we? But the good news is that when we turn away from our sins and trust in Jesus as our Savior, He will save us, too! We will be His dearly-loved people—His adopted children. He will give us new hearts that want to love and obey Him. And one day, at just the right time, we will go to live with Him in heaven, forever happy!

The Case of the Costly Children Jigsaw Puzzle Page

Exodus 24, Jeremiah 25, Isaiah 9,42,43,49, Ezekiel 37, Daniel 9, Zechariah 8-14

Make copies of picture and cut out into an appropriate number of pieces for your children.

Or, you can print out color versions of this puzzle by downloading it from praisefactory.org.


What Is God's Love for His People Like? It's More than They Could Ever Deserve...God Gave His Son, Jesus, to Save Them. Just like God's people from long ago, we do not love God or obey Him as we should. We deserve God's punishment, too, don't we? But the good news is that when we turn away from our sins and trust in Jesus as our Savior, He will save us, too! We will be His dearly-loved people—His adopted children. He will give us new hearts that want to love and obey Him. And one day, at just the right time, we will go to live with Him in heaven, forever happy!



CAN YOU GUESS BIBLE TRUTH 2:

What Is God's Love for His People Like?

It's More than They Could Ever Deserve...



God ---- ---- ---- ---- ---- ---- Takes Care of Them!

**HINT: "This word means doing something over and over and never stopping.
It starts with the letter "A" and it rhymes with "Sundays."**

Deep Down Detective Devotion: Unit 8, Bible Truth 2, Lesson 1



Big Question 8: What Is God's Love for His People Like?

Answer: It's More than They Could Ever Deserve... God Always Takes Care of Them!

Bible Truth 2 Meaning

Everyone who turns away from their sins and trusts in Jesus as their Savior becomes one of God's people. And they don't just become one of His people! He makes them His adopted children! God becomes their Father in heaven. They are part of His family forever! God is kind to give us a mother and father, and even sisters and brothers, in the families we are a part of, here on earth. What good gifts they are! They love us and care for us, the best they can. God helps them love us. But no matter how good and loving our parents might be here on earth, they will never love us or take care of us as well as God can. God is the best Father we can ever imagine. He is perfect! He is all-wise: He always knows what is best for His children. He is always faithful: He always gives them what He promises them. He's all-powerful: He can always give His children everything they need and so much more. He is all-loving: He only does what is good for them. God's adopted children never need to worry. They know that God, their Father in heaven, is always with them, always taking care of them. We can become one of God's children, too, when we turn away from our sins and trust in Jesus as our Savior. God loves to help us become His children!

How do I know this is true? The Bible tells me so!

"The LORD is my shepherd; I shall not want. He makes me lie down in green pastures. He leads me beside still waters. He restores my soul. He leads me in paths of righteousness for his name's sake... Surely goodness and mercy shall follow me all the days of my life, and I shall dwell in the house of the LORD forever." --- Psalm 23:1-3,6 ESV

Some Questions for You

1. What does everyone who trusts in Jesus as their Savior become? *One of God's people.*
2. God's people are also called whose children? *God's. When they turn away from their sins and trust in Jesus as their Savior, He makes them part of His heavenly family forever.*
3. What kind of Heavenly Father is God? *The best kind!*
4. What is God like to His adopted children? *He always knows what is best for them. He always gives them what He promises them. He can always give them everything they need.*
5. Why do God's children never need to worry? *God, their Father in heaven, is always with them; always taking care of them.*

Let's Pray!

- A** We praise You, God, for being so full of love for Your people. You are their heavenly Father. You care for all of their needs in the way that You know is best.
- C** God, You promise to take care of those who put their trust in Jesus, but many times we doubt Your promises. Please forgive us! We need a Savior!
- T** Thank You, God, for loving the world so much that You sent Jesus to be our Savior. Thank You for being so faithful and good to those who trust in You. Thank You for taking care of all their needs in the way You know is best for them. What a wonderful thing it is to get to be Your adopted child!
- S** God, work deep inside our hearts. Help us to turn away from our sins and trust in Jesus as our Savior. Fill our hearts with love for You. Take care of us and help us to trust in You. Be our heavenly Father. Make us Your adopted children. In Jesus' name, we pray, Amen.

Let's Sing about What We're Learning!

DDD BQ 8 BT 2 L1 Coloring Sheet/Take Home pg2

Big Q & A 8 Song from Deep Down Detectives ESV Songs 8, track 12 (sung to the tune of "Baa, Baa, Black Sheep")

What is God's love for His people like?
More than they could ever deserve!
What is God's love for His people like?
What is God's love for His people like?
What is God's love for His people like?
More than they could ever deserve!

Go to the Deep Down Detectives Parent Resources for Unit 8 to get the Bible story and many more resources and songs for this unit at praisefactory.org

Big Question 8 Action Rhyme Song from Deep Down Detectives ESV Songs 8, track 13

What is God's love for His people like?
What is God's love for His people like?
What is God's love for His people like?
It's more than they could ever deserve.

Verse 1

God loves His people from all places,
from all times, with ev'ry kind of faces.
God loves His people from ev'ry nation,
And He loves them all through Jesus Christ.

Refrain

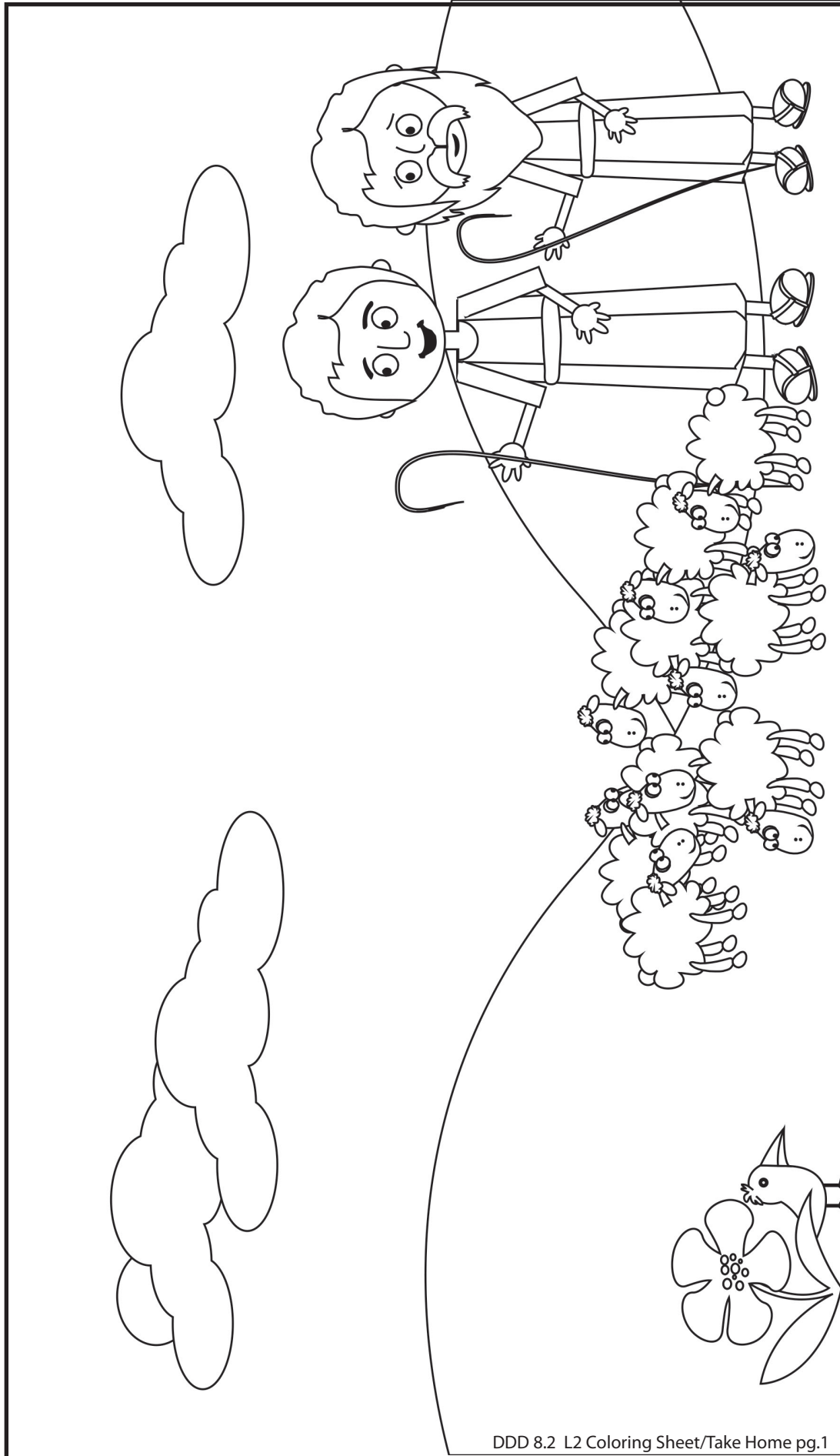
God's love for His people is more than they could ever deserve.
God's love for His people is more than they could ever deserve.

Verse 2

God loved His people before the beginning,
Even before they were repenting and believing,
God loved His people from ev'ry nation,
And He loved them all through Jesus Christ.

Verse 3

God loved His people,
He sent Jesus,
To save them,
so forever they would be His,
God loves His people
from ev'ry nation,
And He always will
through Jesus Christ.



DDD 8.2 L2 Coloring Sheet/Take Home pg.1

“The LORD is my shepherd; I shall not want. He makes me lie down in green pastures. He leads me beside still waters. He restores my soul. He leads me in paths of righteousness for his name’s sake...Surely goodness and mercy shall follow me all the days of my life, and I shall dwell in the house of the LORD forever.” Psalm 23:1-3,6, ESV

Deep Down Detective Devotion: Unit 8, Bible Truth 2, Lesson 2

Big Question 8: What Is God's Love for His People Like?

Answer: It's More than They Could Ever Deserve... God Always Takes Care of Them!



How do I know this is true? The Bible tells me so:

"The LORD is my shepherd; I shall not want. He makes me lie down in green pastures. He leads me beside still waters. He restores my soul. He leads me in paths of righteousness for his name's sake... Surely goodness and mercy shall follow me all the days of my life, and I shall dwell in the house of the LORD forever." --- Psalm 23:1-3,6 ESV

Learn a Little: "The LORD is my shepherd, I shall not want."

Meaning:

These verses remind us that God loves His people and cares for their needs completely, just like a good shepherd loves and takes care of his sheep. That's what it means to not be in want. We can become God's people when we turn away from our sins and trust in Jesus as our Savior.

Some Questions for You

1. What does a shepherd do? *He looks after his sheep, day and night, taking care of their needs.*
2. Who looks after God's people, day and night, taking care of their needs? *The LORD does.*
3. Why does the shepherd lead His sheep beside quiet waters and makes them lie down in green pastures? *He is leading them to the food and water they need to live.*
4. How does the LORD help our hearts (souls) get what we need to live? *He gives them His Word, the Bible. He strengthens them by His Holy Spirit living in their hearts.*
5. What does the LORD promise to give His people every day of their lives? *His goodness and love.*
6. Where does the LORD promise to take His people one day? *To live with Him forever.*
7. How can we become one of God's people? *By turning away from our sins and trusting in Jesus as our Savior.*

Let's Pray!

- A** We praise You, God, for being so full of love for Your people. You are their heavenly Father. You care for all of their needs in the way that You know is best.
- C** God, You promise to take care of those who put their trust in Jesus, but many times we doubt Your promises. Please forgive us! We need a Savior!
- T** Thank You, God, for loving the world so much that You sent Jesus to be our Savior. Thank You for being so faithful and good to those who trust in You. Thank You for taking care of all their needs in the way You know is best for them. What a wonderful thing it is to get to be Your adopted child!
- S** God, work deep inside our hearts. Help us to turn away from our sins and trust in Jesus as our Savior. Fill our hearts with love for You. Take care of us and help us to trust in You. Be our heavenly Father. Make us Your adopted children. In Jesus' name, we pray, Amen.

Let's Sing Our Bible Verse!

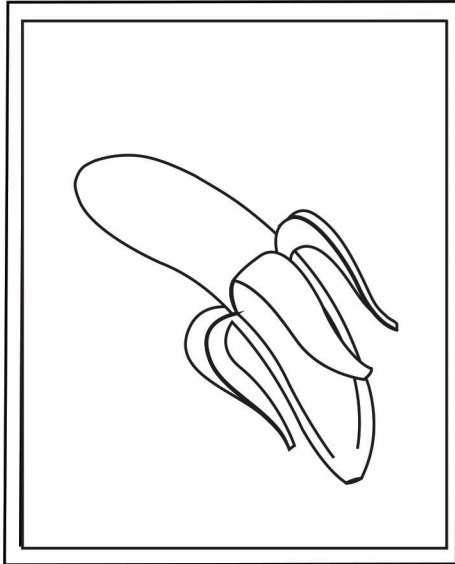
The LORD Is My Shepherd: Psalm 23: 1-6 from *Deep Down Detectives* ESV Songs 8, track 24

The LORD is my shepherd, I shall not want.
He makes me lie down in green pastures,
He leads me beside quiet waters, He restores my soul,
He leads me in paths of righteousness for His name's sake.
Even though I walk through the valley of death,
I will fear no evil,

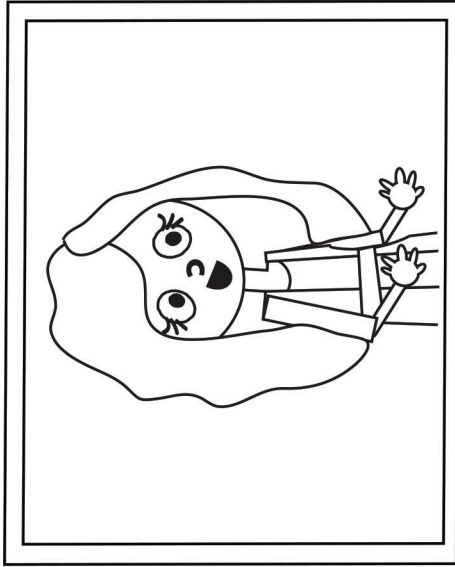
*Why? For You are with me.
Your rod and Your staff, they comfort me.*

You prepare a table before me,
in the presence of my enemies,
You anoint my head with oil; my cup overflows.
Surely goodness and mercy will follow me,
All of the days of my life,
And I will dwell in the house of the LORD,
forever and ever and ever.
Psalm Twenty-three.

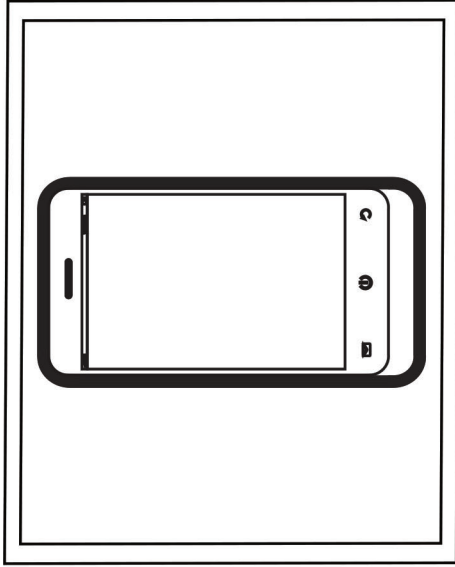
Which four of these clues belong in our story? Which two do not? Put an X in the boxes of the four that belong.


☐

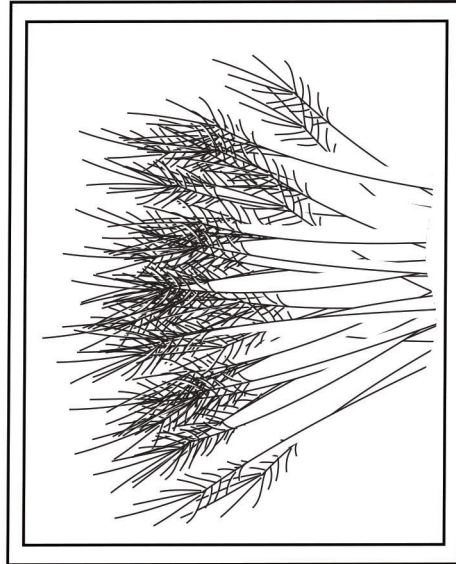
A Banana


☐

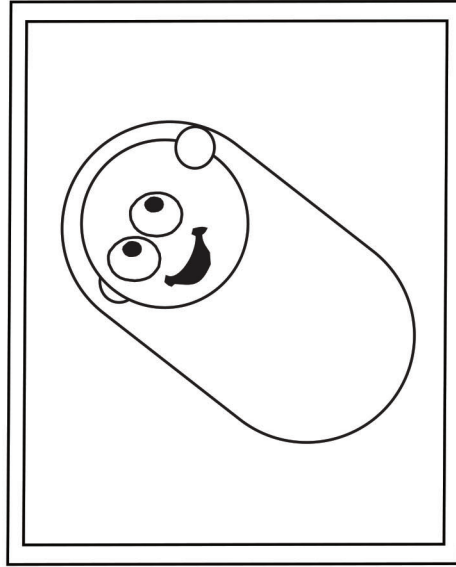
A Woman Named Ruth


☐


A Phone


☐

Barley


☐

A Baby


☐

A Dead Man

Answer: Ruth, the barley, the baby and the dead man belong. The banana and the phone do not.

Deep Down Detective Devotion: Unit 8, Bible Truth 2, Lesson 3

Big Question 8: What Is God's Love for His People Like?

Answer: It's More than They Could Ever Deserve... God Always Takes Care of Them!



Bible Truth 2 Meaning

Everyone who turns away from their sins and trusts in Jesus as their Savior becomes one of God's people. And they don't just become one of His people! He makes them His adopted children! God becomes their Father in heaven. They are part of His family forever! God is kind to give us a mother and father, and even sisters and brothers, in the families we are a part of, here on earth. What good gifts they are! They love us and care for us, the best they can. God helps them love us. But no matter how good and loving our parents might be here on earth, they will never love us or take care of us as well as God can. God is the best Father we can ever imagine. He is perfect! He is all-wise: He always knows what is best for His children. He is always faithful: He always gives them what He promises them. He's all-powerful: He can always give His children everything they need and so much more. He is all-loving: He only does what is good for them. God's adopted children never need to worry. They know that God, their Father in heaven, is always with them, always taking care of them. We can become one of God's children, too, when we turn away from our sins and trust in Jesus as our Savior. God loves to help us become His children!

How do I know this is true? The Bible tells me so!

"The LORD is my shepherd; I shall not want. He makes me lie down in green pastures. He leads me beside still waters. He restores my soul. He leads me in paths of righteousness for his name's sake... Surely goodness and mercy shall follow me all the days of my life, and I shall dwell in the house of the LORD forever." --- Psalm 23:1-3,6 ESV

Some Questions for You

1. Why did Naomi have such a hard time believing that God would take care of her? *Naomi had lost her husband and sons who God had used to take care of her. She could not see how God would take care of her without them. And, so many sad things had happened to her, she was afraid that God didn't want to take care of her.*
2. Did God stop taking care of Naomi? *No! He took care of her in wonderful ways, through Ruth and Boaz.*
3. What are some of the ways that God took care of her through Ruth and Boaz? *Ruth helped her to make the long walk home to Bethlehem. She went out to the fields to get food for them. Boaz married Ruth and took Ruth and Naomi into his house to take care of them. God even gave her a grandson through them!*
4. Why did Naomi want her name changed to Marah? *Marah means sad things. Naomi means happy things. Naomi didn't think that happy things was a good name for someone who had so many sad things happen to them. She couldn't see how God was providing for her.*
5. Even during the saddest times, did God take care of Naomi? *Yes, He did! He always took care of her.*
6. What should God's people remember even when many sad things happen to them? *That God will always take care of them, even if they can't see how!*
7. How can we become one of God's people? *By turning away from our sins and trusting in Jesus as our Savior.*

Let's Pray!

- A** We praise You, God, for being so full of love for Your people. You are their heavenly Father. You care for all of their needs in the way that You know is best.
- C** God, You promise to take care of those who put their trust in Jesus, but many times we doubt Your promises. Please forgive us! We need a Savior!
- T** Thank You, God, for loving the world so much that You sent Jesus to be our Savior. Thank You for being so faithful and good to those who trust in You. Thank You for taking care of all their needs in the way You know is best for them. What a wonderful thing it is to get to be Your adopted child!
- S** God, work deep inside our hearts. Help us to turn away from our sins and trust in Jesus as our Savior. Fill our hearts with love for You. Take care of us and help us to trust in You. Be our heavenly Father. Make us Your adopted children. In Jesus' name, we pray, Amen.

Let's Praise God Right Now!

DDD BQ 8 BT 2 L3 Coloring Sheet/Take Home pg2

Big Q & A 8 Hymn: And Can It Be

from Deep Down Detectives ESV Songs 8, track 18

Refrain

Amazing love, how can it be?
That thou, my God, should die for me?
Amazing love, how can it be?
That thou, my God, should die for me?

Words: Charles Wesley Music: Thomas Campbell

Big Question 8 Praise Song: God Is So Good

from Deep Down Detectives ESV Songs 8, track 19

God is so good (powerful, holy),
God is so good (powerful, holy),
God is so good (powerful, holy),
He's so good (powerful, holy) to me.

Deep Down Devotions: Unit 8, Bible Truth 2 Story Concepts**P.1****Bible Story: The Case of the Woman Who Didn't See***The Book of Ruth*

Dear Parents,

Big Question #8 is: "What Is God's Love for His People Like? Your child is learning that "It's More than They Could Ever Deserve... God Always Takes Care of Them."

Here's a copy of the Bible story they are learning along with the "Listening Assignment" for each lesson. These assignments provide a different teaching emphasis for each lesson, helping the children dig deeper into each Bible truth. They match up with your child's take home for each lesson. We hope that these resources help your family to dig down deeper into the truths of God's Word!" Happy digging!

•many more resources for this Big Question came be found online at www.praisefactory.org•

Listening Assignments

"Hey, Kids! Detective Dan, here. Listen carefully to the story and help me answer these questions:

Detective Dan's Lesson #1 Listening Assignment:

I need to know:

- 1. Why was Naomi so sad?**
- 2. What about God did she not see?**

Detective Dan's Lesson #2 Listening Assignment:**Our Bible Verse is Psalm 23:1-3,6, ESV:**

"The LORD is my shepherd; I shall not want. He makes me lie down in green pastures. He leads me beside still waters. He restores my soul. He leads me in paths of righteousness for his name's sake...Surely goodness and mercy shall follow me all the days of my life, and I shall dwell in the house of the LORD forever."

I need to know:

- 1. Who did the LORD take care of and make sure she was not in want?**
- 2. How did the LORD show His goodness and love to her?**

Detective Dan's Lesson #3 Listening Assignment:I found six clues, but two of them are **NOT** in the story.

They are: a banana, a woman named Ruth, a phone, barley, a baby, and a dead man.

Hold each of them up for the children to see as you identify them.

I need to know:

- 1. Which four belong in the story and which two don't?**
- 2. What were some of the many things Naomi had to thank the LORD for?**

Read the assignment questions, THEN SAY,

"Ok, Deep Down Detectives! Put on your best listening ears and see if you can hear the answers to Detective Dan's questions. When I finish telling the story, we will see if we can answer all the questions."

Read the Bible Truth story, answer questions, present the gospel and lead in prayer.

Answers to questions; the gospel; and, ACTS prayer are included with the story text.

Bible Story for Big Question 8, Bible Truth 2 use with all THREE lessons**P.2****The Case of the Woman Who Didn't See** *The Book of Ruth**Story with lines separating paragraphs (text in bold, optional interaction cues in italics)*

"Boo hoo! Boo hoo!" Naomi cried. Her husband had died. Her two sons had died. Naomi was so sad. She missed them so much!

But Naomi wasn't just sad. She was scared, too. Only Orpah and Ruth, the wives of her sons, were left. Surely, they would go back home to live with their mother and father. That's what wives did back then when their husbands died. They knew that their mother and father would take care of them.

But poor Naomi, she didn't have a mother or father to go home to. And she was far, far away from her home in Bethlehem. Who would take care of her? Who would see that she had food to eat and clothes to wear? How would she get back home all by herself? What was Naomi to do? This is why Naomi was so scared.

Who do you think could take care of her?

Naomi was right to be sad. It is a sad thing when your husband and sons die. But, Naomi did NOT have to be scared. She did NOT need to worry about who would take care of her. Why? Because Naomi was one of God's people. She knew God's Word, the Bible. She knew God's promises to always take care of His people. She could trust Him to take care of her, even though she didn't know how.

But right then, all Naomi could think about were the sad things that had happened to her. She thought about all these sad things and decided that God had stopped taking care of her.

Do you think God had really stopped taking care of her?

How wrong Naomi was! God had NOT stopped taking care of her. He is so kind to His people. He treats them better than they deserve. He would treat Naomi better than she deserved, too. So, even though Naomi was scared and did not think God would take care of her, He most certainly would. Let's find out how.

At last, it was time for Naomi to say goodbye to Orpah and Ruth, the wives of her sons. It was time for them to go live with their mother and father. It was time for her to make the long walk all the way back home to Bethlehem by herself.

"Goodbye, Orpah! Goodbye, Ruth!" Naomi told them. She kissed them goodbye and they all wept aloud. They were sad to leave each other.

"Wait," said Orpah and Ruth. "We won't go back home to our parents. We will go with you instead. We will walk with you all the way back to Bethlehem. We will take care of you," they offered.

"No," Naomi said. "You must go home to your father and mother," she insisted. "Where I am going there is no one to take care of me and there will be no one to take care of you either. Not even God will take care of me," she said.

Oh, Naomi! You shouldn't say that! You know God's Word, the Bible. You know that God promises to always take care of His people. He will take care of you! Keep trusting in God!

Bible Story for Big Question 8, Bible Truth 2 use with all THREE lessons**P.3***Story with lines separating paragraphs (text in bold, optional interaction cues in italics)*

And so, God did, even though Naomi did not trust Him to take care of her. God loves His people so much that He treats them better than they deserve. He would treat Naomi better than she deserved, too. For, though Orpah said goodbye to Naomi and went home to her father and mother, God had given Ruth a special love for Naomi and for Himself. Ruth clung to Naomi and said, "Please don't make me go back home! I want to worship your God. He's the one, true God. I want to take care of you the rest of my life! Please let me go back home with you to Bethlehem!" she begged. What would Naomi do now?

What do you think she did? Would she let Ruth come with her?

Naomi looked at Ruth. She could see that nothing would change Ruth's mind. Ruth refused to go home to her father and mother, so Naomi agreed. Ruth could walk the long walk to Bethlehem with Naomi. Ruth could take care of Naomi her whole life. God was showing Naomi that He **WOULD** take care of her --and He would take care of her through Ruth-- if Naomi would only see!

Together, Naomi and Ruth walked to Bethlehem. Up mountains and down mountains. Through green valleys, along dusty roads, and beside grassy fields they walked. On and on and on. At last, they came to Naomi's home in Bethlehem.

Many people came out to greet Naomi. It had been so long since they had seen her! But when they looked at her, they were surprised at what they saw. "Is this really Naomi?" the women asked. "She seems so different! Where is her husband? Where are her sons? Where is her smile?" they wondered.

Naomi told them her sad news. "My husband and sons have died. I am all alone. I am so sad that I want you to stop calling me 'Naomi'. That name means 'happy things.' I want you to call me 'Marah' now," she told them. "'Marah' means 'bitter (sad) things.' This is a better name for me since God has filled my life with so many sad things. I don't even think He cares about me anymore," she told them.

Oh, Naomi! You shouldn't say that! You know God's Word, the Bible. You know that God promises to always take care of His people. He will take care of you! Keep trusting in God! Yes, there are sad things in your life, but there are good things in your life, too. God helped you get safely back home to Bethlehem. He gave you Ruth to take care of you your whole life. Would Naomi not see how good God had been to her?

What do you think?

No, Naomi would not. Naomi certainly didn't deserve for God to keep on taking care of her, but He kept on taking care of her anyway. God loves His people so much that He treats them better than they deserve. He would treat Naomi better than she deserved, too. And so God did, and in bigger ways than Naomi could have ever dreamed!

God provided Naomi and Ruth with food to eat from the barley fields of a rich man named Boaz. Boaz loved God; and before long, he loved Ruth, too. He married Ruth, and brought her and Naomi to his home to live with him. Boaz shared all he had with them. How richly the LORD took care of Ruth and Naomi through Boaz!

Bible Story for Big Question 8, Bible Truth 2 use with all THREE lessons

P.4

Story with lines separating paragraphs (text in bold, optional interaction cues in italics)

And if this was not enough, Boaz and Ruth soon had a son for Naomi to love as her grandchild. Baby Obed! And one day, through Obed would come the great, king David, and much later, even the Savior, Jesus, Himself! Wow!

Hadn't God been kind to Naomi? Hadn't He taken care of her? Yes, He had! More than she could have ever imagined, and better than she ever deserved! Could Naomi see it now, at last?

What do you think?

Yes, she could!

Naomi took little baby Obed and put him on her lap and cared for him, just like she used to care for her own sons, long ago. And the women of Bethlehem gathered around Naomi and said, "Praise the LORD, He has taken care of your needs. He has given you Ruth and Boaz to take care of you. He has even given you a little boy to care for like a son. Surely God has plans to take good care of you all the rest of your life!"

And Naomi had to agree. The LORD had taken her bitter sadnesses and used them to do good things!

Cracking the Case: (story wrap-up for Listening Assignments)

It's time to see how we did with our Listening Assignment.

Detective Dan's Lesson #1 Listening Assignment:

I need to know:

- 1. Why was Naomi so sad?** Her husband and sons had died.
- 2. What about God did she not see?** She could not see how God was taking care of her.

For You and Me:

God's people can know that God will always take care of them, even if they can't see how. He is always at work. If we turn away from our sins and trust in Jesus as our Savior, we can be God's people, too. We can know that God will always take care of us, too.

Detective Dan's Lesson #2 Listening Assignment:**Our Bible Verse is Psalm 23:1-3,6, ESV:**

"The LORD is my shepherd; I shall not want. He makes me lie down in green pastures. He leads me beside still waters. He restores my soul. He leads me in paths of righteousness for his name's sake...Surely goodness and mercy shall follow me all the days of my life, and I shall dwell in the house of the LORD forever."

I need to know:

- 1. Who did the LORD take care of and make sure she was not in want?** Naomi.
- 2. How did the LORD show His goodness and love to her?** He gave her Ruth to help her. He gave Ruth a husband and even a baby. He took care of Naomi through them all the days of her life.

For You and Me:

How good God is to always take care of His people! How wonderful it is to know that He makes sure that goodness and love will follow them all the days of their life and that they will go to live with Him forever one day! God offers us this kind of care, too, when we turn away from our sins and trust in Jesus as our Savior. Ask Him to help you! He loves to answer this prayer.

Detective Dan's Lesson #3 Listening Assignment:

I found six clues, but two of them are **NOT** in the story. They are: Jews; a jar; Gentiles; fake gods; a bear; and a house.

Hold each of them up for the children to see as you identify them.

I need to know:

- 1. Which four belong in the story and which two don't?** Ruth, the barley, the baby and the dead man belong. The banana and the phone do not.
- 2. What were some of the many things Naomi had to thank the LORD for?** He gave her Ruth to help her. He helped her get home to Bethlehem safely. He gave Ruth a husband and even a baby. He took care of Naomi through them all the days of her life.

For You and Me:

God gives His people so much to thank Him for! They know that He will care for them every day of their lives. They know He has forgiven their sins through Jesus and giving them eternal life with Him. These good gifts are ours, too, if we become God's people. How do we do this? By turning away from our sins and trusting in Jesus as our Savior. Ask Him to help you! He loves to answer this prayer.

The Gospel (story wrap-up if NOT using Listening Assignments)**Our Bible Truth is:**

**What Is God's Love for His People Like?
It's More than They Could Ever Deserve...
God Always Takes Care of Them!**

God takes care of His people in every way! And how kind He is to keep on caring for their needs, even when they think He won't—like He took care of Naomi. He is so good to His people! But the greatest way that God has cared for His people is by saving them.

You see, we all choose to disobey God. We all deserve God's punishment for our sins, and He would have been perfectly fair to give us all His punishment for breaking His laws and leave it at that. But God is so rich in mercy that He sent His Son, Jesus, to die on the cross and take the punishment for God's people. On Day 3, Jesus rose from the dead in victory. Now all who turn away from their sins and trust in Jesus can become God's people. They get to know God in their hearts now. And one day, they will get to live with Him forever. How amazing is God's love for His people! We can be God's people, too! When we turn away from our sins and trust in Jesus as our Savior, He will save us, too! It is His promise to us!
Close in prayer.

Closing ACTS Prayer

- A** We praise You, God, for being so full of love for Your people. You are their heavenly Father. You care for all of their needs in the way that You know is best.
- C** God, You promise to take care of those who put their trust in Jesus, but many times we doubt Your promises. Please forgive us! We need a Savior!
- T** Thank You, God, for loving the world so much that You sent Jesus to be our Savior. Thank You for being so faithful and good to those who trust in You. Thank You for taking care of all their needs in the way You know is best for them. What a wonderful thing it is to get to be Your adopted child!
- S** God, work deep inside our hearts. Help us to turn away from our sins and trust in Jesus as our Savior. Fill our hearts with love for You. Take care of us and help us to trust in You. Be our heavenly Father. Make us Your adopted children.

In Jesus' name, we pray. Amen.

Deep Down Detectives Devotions: Big Question 8, Bible Truth 2 Key Concepts**p.7****Unit 8: The God Who Loves**

Unit Big Question (and Answer): What Is God's Love for His People Like?
It's More than They Could Ever Deserve!

Unit Bible Verse: "Oh give thanks to the LORD, for he is good; for his steadfast love endures forever!"
--1 Chronicles 16:34, ESV

Bible Truth 2 Concept: God Always Takes Care of His People

Everyone who turns away from their sins and trusts in Jesus as their Savior becomes one of God's people. And they don't just become one of His people! He makes them His adopted children! God becomes their Father in heaven. They are part of His family forever!

God is kind to give us a mother and father, and even sisters and brothers, in the families we are a part of, here on earth. What good gifts they are! They love us and care for us, the best they can. God helps them love us. But no matter how good and loving our parents might be here on earth, they will never love us or take care of us as well as God can. God is the best Father we can ever imagine. He is perfect! He is all-wise: He always knows what is best for His children. He is always faithful: He always gives them what He promises them. He's all-powerful: He can always give His children everything they need and so much more. He is all-loving: He only does what is good for them.

God's adopted children never need to worry. They know that God, their Father in heaven, is always with them, always taking care of them. We can become one of God's children, too, when we turn away from our sins and trust in Jesus as our Savior. God loves to help us become His children!

Bible Truth 2 Bible Verse: Psalm 23:1-3,6

"The LORD is my shepherd; I shall not want. He makes me lie down in green pastures. He leads me beside still waters. He restores my soul. He leads me in paths of righteousness for his name's sake... Surely goodness and mercy shall follow me all the days of my life, and I shall dwell in the house of the LORD forever."

Learn a Little: "The LORD is my shepherd, I shall not want."

Meaning

These verses remind us that God loves His people and cares for their needs completely, just like a good shepherd loves and takes care of his sheep. That's what it means to not be in want. We can become God's people when we turn away from our sins and trust in Jesus as our Savior.

Bible Truth 2 ACTS Prayer

- A** We praise You, God, for being so full of love for Your people. You are their heavenly Father. You care for all of their needs in the way that You know is best.
- C** God, You promise to take care of those who put their trust in Jesus, but many times we doubt Your promises. Please forgive us! We need a Savior!
- T** Thank You, God, for loving the world so much that You sent Jesus to be our Savior. Thank You for being so faithful and good to those who trust in You. Thank You for taking care of all their needs in the way You know is best for them. What a wonderful thing it is to get to be Your adopted child!
- S** God, work deep inside our hearts. Help us to turn away from our sins and trust in Jesus as our Savior. Fill our hearts with love for You. Take care of us and help us to trust in You. Be our heavenly Father. Make us Your adopted children. In Jesus' name, we pray, Amen.

Bible Truth 2 Story

The Case of the Woman Who Didn't See *The Book of Ruth*

Big Question 8, Bible Truth 2 Overview: Key Concepts

p.8

Songs Used in Bible Truth 2

Big Q & A 8 Song

Big Question 8 Song: What Is God's Love for His People Like?

Big Question 8 Bible Verse Song: O, Give Thanks 1 Chronicles 16:34 ESV

Extra Big Question 8 Bible Verse Song: Give Thanks 1 Chronicles 16:34 ESV

Extra Big Question 8 Bible Verse Song: The Steadfast Love of the Lord Lamentation 3:22,23, ESV

Big Question 8 Hymn: And Can It Be, v.1 refrain

Big Question 8 Praise Song: God Is So Good

Bible Truth 2 Bible Verse: The LORD Is My Shepherd Psalm 23:1-6, ESV

Extra Bible Truth 2 Bible Verse: Who Shall Separate Us Romans 8:35, 37-39, ESV

Extra Bible Truth 2 Bible Verse: If God Is for Us Romans 8:31-32,35,38-39, ESV

listen to or download songs for free at <https://praisefactory.org>: Deep Down Detectives Music page

Go and Tell Bible Truth Concept Craft

God Will Always Take Care of His People

Craft Description

The children will decorate a picture reminding them of how God is the good shepherd who always takes care of His people.

Materials

White paper or cardstock
Markers or crayons
Q-tips (about 10 -20 per craft)
Glue
Jiggly eyes

Preparations

1. Print out the craft pages as a two-sided sheet onto the white paper or cardstock.
2. Cut the ends off of the Q-tips, throwing away stick section and reserving the wooly tips.
3. Set out markers/crayons and the glue.

Introducing the Craft:

"Our Big Question is: "What Is God's Love for His People Like?" We've learned that "It's More than They Could Ever Deserve" and "God Always Takes Care of Them." That's something very good to know, but many people don't know that. So do you know what God wants us to do? He wants us to go and tell others this very important news. So today we are going to make something we can go and tell them, too. Here's what it looks like...(Hold up example of craft)

Directions

1. Show children your finished craft, reading the words to them.
2. Have the children color in and glue the people picture on the inside of the card.
3. Have the children glue first the jiggly eyes, then the Q-tips to the sheep picture on the front of the card.
4. Make sure to write each child's name on their craft.
5. Allow crafts to dry.

Discussion

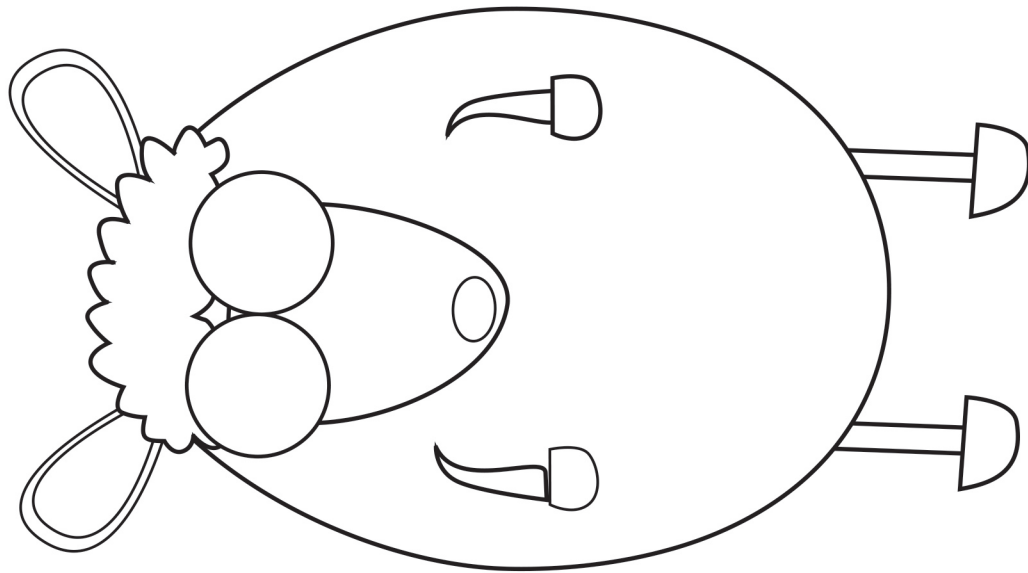
This is an especially good time to re-read the key concepts and discuss them. See the Deep Down Discussion Sheet for possible questions to talk about.

Craft Wrap-Up:


"At the end of our time together today, you get to take home your Go and Tell crafts. And what are you going to do with them? Show and tell someone the important news you've learned today: God always takes care of His people! We can become His people when we turn away from our sins and trust in Jesus as our Savior."

A shepherd always takes care of

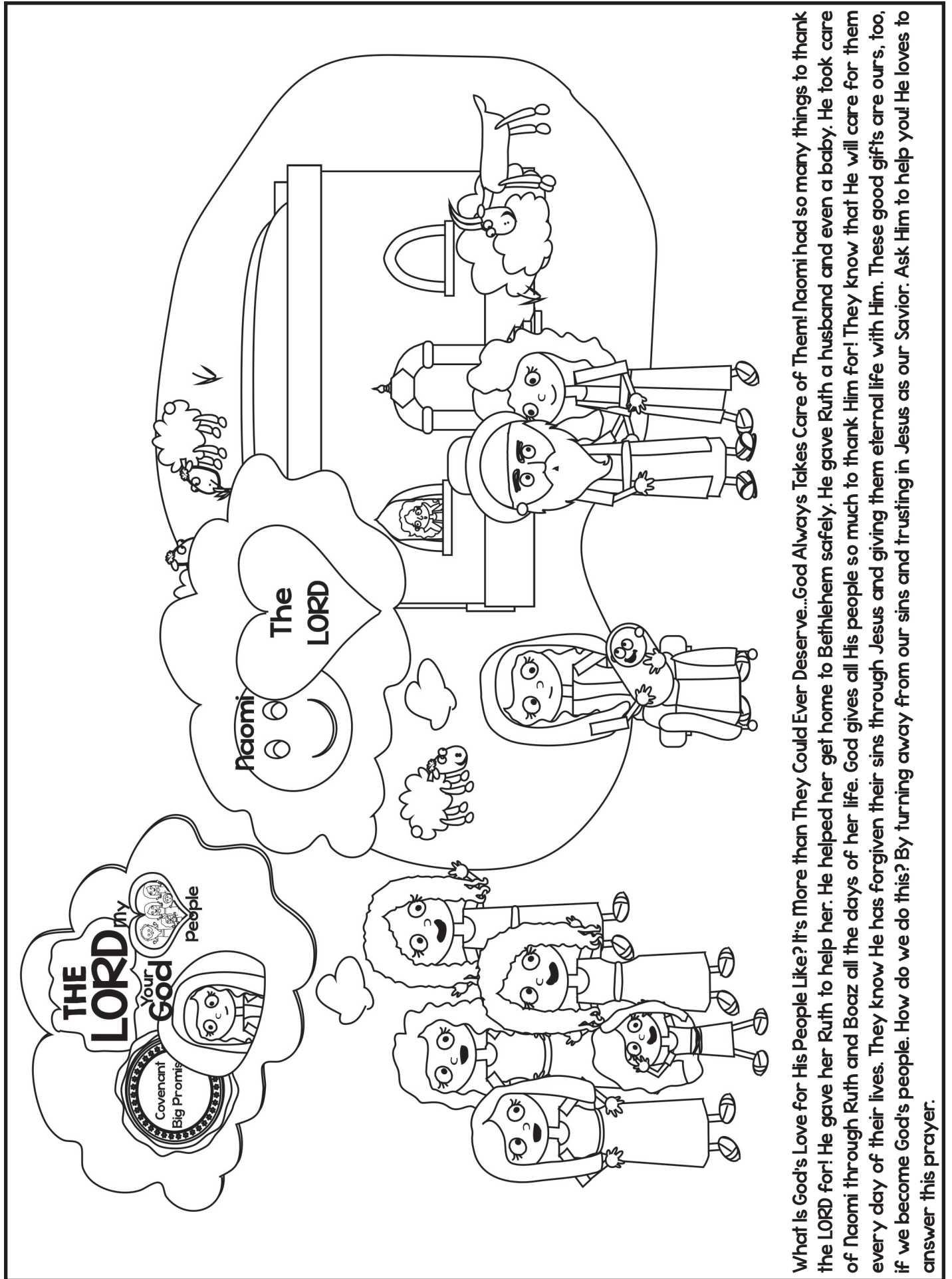
"The LORD is my shepherd; I shall not want.
He makes me lie down in green pastures. He
leads me beside still waters. He restores my
soul. He leads me in paths of righteousness
for his name's sake... Surely goodness and
mercy shall follow me all the days of my life,
and I shall dwell in the house of the LORD
forever." --Psalm 23:1-3,6, ESV



takes care of his sheep.



And LORD always takes care of His people!”



The Case of the Woman Who Didn't See Jigsaw Puzzle Page

The Book of Ruth


Make copies of picture and cut out into an appropriate number of pieces for your children.

Or, you can print out color versions of this puzzle by downloading it from praisefactory.org.

Naomi had so many things to thank the LORD for! He gave her Ruth to help her. He helped her get home to Bethlehem safely. He gave Ruth a husband and even a baby. He took care of Naomi through Ruth and Boaz all the days of her life. God gives all His people so much to thank Him for! They know that He will care for them every day of their lives. They know He has forgiven their sins through Jesus and giving them eternal life with Him. These good gifts are ours, too, if we become God's people. How do we do this? By turning away from our sins and trusting in Jesus as our Savior. Ask Him to help you! He loves to answer this prayer.



CAN YOU GUESS BIBLE TRUTH 3:
What Is God's Love for
His People Like?
It's More than They Could
Ever Deserve...



God Uses Their

for good!

HINT: What is the opposite of "happiness?"
It starts with an "S" and rhymes with "gladnesses."

Deep Down Detective Devotion: Unit 8, Bible Truth 3, Lesson 1



Big Question 8: What Is God's Love for His People Like?

Answer: It's More than They Could Ever Deserve... God Uses Their Sadnesses for Good!

Bible Truth 3 Meaning

Everyone has troubles. We all have times when we are sad or scared. Sometimes people are mean to us. Sometimes bad things happen to us or to the people we love. When bad things happen to God's people, they keep on trusting in Him. They know God loves them and that He is in control. They know that He promises to use every trouble they have for their good and to show how good and powerful He is. And, while sometimes it may be hard to see what good God could possibly bring through their troubles, God's people know that one day they will understand His good plans. And on that day, they will have nothing but praise for God, when they see how He truly did work all things for good in their lives. And that's why God's people can praise and thank God now for those good things, even before they know what they are, and even while they are still in the middle of their sadnesses. God is that good! They can trust Him that much, even with what they don't yet understand. We can become God's people when we turn away from our sins and trust in Jesus as our Savior.

How do I know this is true? The Bible tells me so!

"And we know that for those who love God all things work together for good, for those who are called according to his purpose."---Romans 8:28, ESV

Some Questions for You

1. Who has troubles and times when they are sad or scared? *Everyone.*
2. Do God's people have bad things happen to them? *Yes, they do.*
3. Who do God's people keep trusting in when bad things happen to them? *In God.*
4. What do they remember about God? *That He loves them and He is in control.*
5. What does God promise to do with every one of the troubles God's people go through? *To use them for their good and use them to show how wonderful God is.*
6. What will God's people praise Him about those troubles they had? *They will praise Him for the good things He did through them.*
7. How can we become God's people? *When we turn away from our sins and trust in Jesus as our Savior.*

Let's Pray!

- A** We praise You, God, for being so good and so powerful! You even use all of Your people's sadnesses for their good. You show how good and great You are!
- C** God, You promise to use all things for the good in the lives of Your people, but many times we don't trust that You will. We act like Your plans aren't good or that You aren't really in control. Please forgive us! We need a Savior!
- T** Thank You for Your amazing promises to work good even in all of our sadnesses, when we trust in You as our Savior. Thank You that You can work good things in even the biggest sadnesses and the scariest things that happen to us. Thank You for the good You will do that we do not yet see.
- S** God, work deep inside our hearts. Help us to turn away from our sins and trust in Jesus as our Savior. Help us to love You and trust You. Do many good things even through our sadnesses --good things that show others how good and great You are. In Jesus' name, we pray, Amen.

Let's Sing about What We're Learning!

Big Q & A 8 Song from *Deep Down Detectives* ESV Songs 8, track 12
(sung to the tune of "Baa, Baa, Black Sheep")

What is God's love for His people like?
More than they could ever deserve!
What is God's love for His people like?
What is God's love for His people like?
What is God's love for His people like?
More than they could ever deserve!

Big Question 8 Action Rhyme Song from *Deep Down Detectives* ESV Songs 8, track 13

What is God's love for His people like?
What is God's love for His people like?
What is God's love for His people like?
It's more than they could ever deserve.

Verse 1

God loves His people from all places,
from all times, with ev'ry kind of faces.
God loves His people from ev'ry nation,
And He loves them all through Jesus Christ.

Refrain

God's love for His people is more than they could ever deserve.
God's love for His people is more than they could ever deserve.


Verse 2

God loved His people before the beginning,
Even before they were repenting and believing,
God loved His people from ev'ry nation,
And He loved them all through Jesus Christ.

Go to the *Deep Down Detectives* Parent Resources for Unit 8 to get the Bible story and many more resources and songs for this unit at praisefactory.org

Verse 3

God loved His people,
He sent Jesus,
To save them,
so forever they would be His,
God loves His people
from ev'ry nation,
And He always will
through Jesus Christ.



**“And we know that for those who love God all things work together for good,
for those who are called according to his purpose.” Romans 8:28, ESV**

Deep Down Detective Devotion: Unit 8, Bible Truth 3, Lesson 2



Big Question 8: What Is God's Love for His People Like?

Answer: It's More than They Could Ever Deserve... God Uses Their Sadnesses for Good!

How do I know this is true? The Bible tells me so!

"And we know that for those who love God all things work together for good, for those who are called according to his purpose."---Romans 8:28, ESV

Learn a Little: "For those who love God, all things work together for good."

Meaning

These verses remind us that God's people are those who love Him. In His great love, He has called them to turn away from their sins and trust in Jesus for the forgiveness of their sins. This is what it means to be justified. But being justified is just the beginning of God's good plans for His people. He also planned for all things in their lives—both enjoyable things and hard things—to be for the good purpose of making them more like Jesus. Yes, God planned to use all of these things to prepare His people for life with Him in heaven. What will life in heaven be like for them? There, they will be glorified! They will be freed from sin forever! God will make them a pure reflection of His glory. This is God's wonderful plan for making everything in His people's lives for their good and His glory. We can become God's people by turning away from our sins and trusting in Jesus as our Savior.

Some Questions for You

1. What does God use for the good in His people's lives? *All things...even sad, bad and hard things!*
2. Who do God's people love? *God.*
3. Who has a purpose for God's people? *God does.*
4. Who does God plan to make His people like? *Like Jesus.*
5. How can we become God's people? *By turning away from our sins and trusting in Jesus as our Savior.*

Let's Pray!

- A** We praise You, God, for being so good and so powerful! You even use all of Your people's sadnesses for their good. You show how good and great You are!
- C** God, You promise to use all things for the good in the lives of Your people, but many times we don't trust that You will. We act like Your plans aren't good or that You aren't really in control. Please forgive us! We need a Savior!
- T** Thank You for Your amazing promises to work good even in all of our sadnesses, when we trust in You as our Savior. Thank You that You can work good things in even the biggest sadnesses and the scariest things that happen to us. Thank You for the good You will do that we do not yet see.
- S** God, work deep inside our hearts. Help us to turn away from our sins and trust in Jesus as our Savior. Help us to love You and trust You. Do many good things even through our sadnesses --good things that show others how good and great You are. In Jesus' name, we pray, Amen.

Let's Sing Our Bible Verse!

And We Know: Romans 8:28-29, ESV *_from Deep Down Detectives ESV Songs 8, track 27*

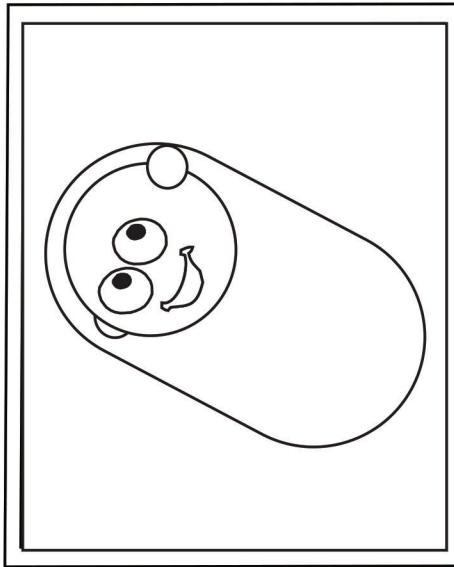
And we know that for those who love God
All things work together for good,
And we know that for those who love God
All things work together for good,
For those who are called, according to his purpose,
For those who are called, according to his purpose.

Refrain:

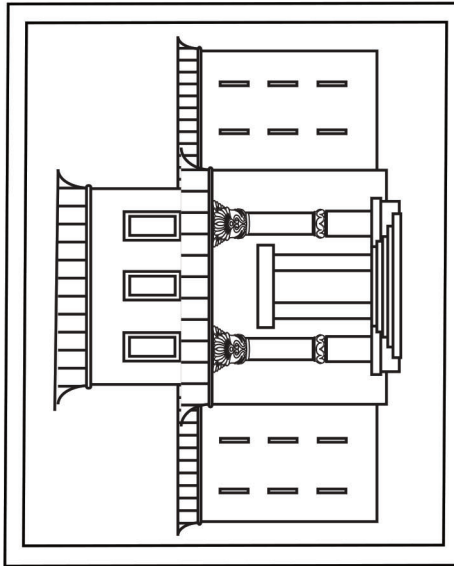
All things work together for good,
All things work together for good,
All things, all things, all things, Work together for good.

For those he foreknew, he also predestined,
For those he foreknew, he also predestined,
To be conformed to the image of his Son,
That he might be the firstborn among many.
To be conformed to the image of his Son,
That he might be the firstborn among many. Refrain
Romans Eight, twenty-eight and nine.


Which four of these clues belong in our story? Which two do not? Put an X in the boxes of the four that belong.

☐

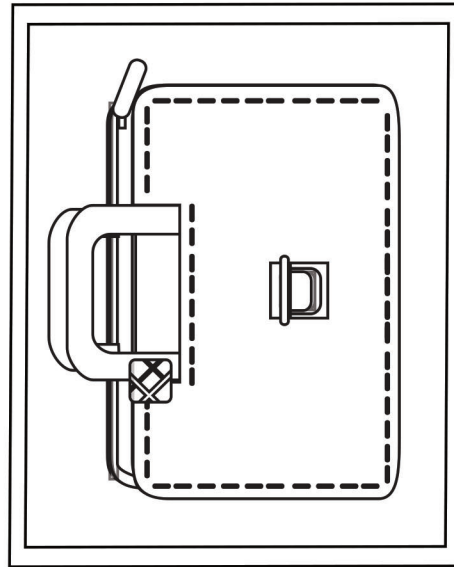
A Baby

☐

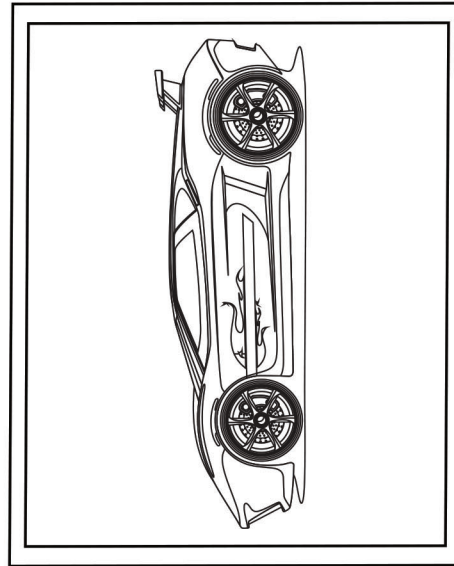
The Temple

☐


Jesus

☐

A Suitcase

☐

A Car

☐

A Pool of Water

Answer: The baby, the Temple, Jesus and the pool of water belong. The suitcase and the car do not.

Deep Down Detective Devotion: Unit 8, Bible Truth 3, Lesson 3



Big Question 8: What Is God's Love for His People Like?

Answer: It's More than They Could Ever Deserve... God Uses Their Sadnesses for Good!

Bible Truth 3 Meaning

Everyone has troubles. We all have times when we are sad or scared. Sometimes people are mean to us. Sometimes bad things happen to us or to the people we love. When bad things happen to God's people, they keep on trusting in Him. They know God loves them and that He is in control. They know that He promises to use every trouble they have for their good and to show how good and powerful He is. And, while sometimes it may be hard to see what good God could possibly bring through their troubles, God's people know that one day they will understand His good plans. And on that day, they will have nothing but praise for God, when they see how He truly did work all things for good in their lives. And that's why God's people can praise and thank God now for those good things, even before they know what they are, and even while they are still in the middle of their sadnesses. God is that good! They can trust Him that much, even with what they don't yet understand. We can become God's people when we turn away from our sins and trust in Jesus as our Savior.

How do I know this is true? The Bible tells me so!

"And we know that for those who love God all things work together for good, for those who are called according to his purpose."---Romans 8:28, ESV

Some Questions for You

1. Whose sadness did Jesus use for the good in this story? *The blind man's sadness.*
2. What were the blind man's sadnesses? *He could not see, even from birth. He could not help his father take care of the family by making money. Many people said that he (or his parents) must have done something terribly wrong for him to be born blind.*
3. How did Jesus use the blind man's sadnesses for good? *Jesus healed the blind man eyes so he could see. Many people--including the blind man--believed in Jesus when they saw the amazing way that Jesus healed him. God even uses the story of the blind man to help us to believe in Jesus!*
4. Jesus healed the blind man's eyes so they could see; and, He gave him faith to believe in Him. Who in the story had eyes that worked, but could not "see" (believe) that Jesus really was God's Son sent to save His people? *The teachers at the Temple, the special meeting place of God.*
5. What good thing might God use the blind man's story to do in us? *To help us turn away from our sins and trust in Jesus as our Savior.*

Let's Pray!

- A** We praise You, God, for being so good and so powerful! You even use all of Your people's sadnesses for their good. You show how good and great You are!
- C** God, You promise to use all things for the good in the lives of Your people, but many times we don't trust that You will. We act like Your plans aren't good or that You aren't really in control. Please forgive us! We need a Savior!
- T** Thank You for Your amazing promises to work good even in all of our sadnesses, when we trust in You as our Savior. Thank You that You can work good things in even the biggest sadnesses and the scariest things that happen to us. Thank You for the good You will do that we do not yet see.
- S** God, work deep inside our hearts. Help us to turn away from our sins and trust in Jesus as our Savior. Help us to love You and trust You. Do many good things even through our sadnesses --good things that show others how good and great You are. In Jesus' name, we pray, Amen.

Let's Praise God Right Now!

Big Q & A 8 Hymn: And Can It Be

from Deep Down Detectives ESV Songs 8, track 18

Refrain

Amazing love, how can it be?
That thou, my God, should die for me?
Amazing love, how can it be?
That thou, my God, should die for me?


Words: Charles Wesley Music: Thomas Campbell

Big Question 8 Praise Song: God Is So Good

from Deep Down Detectives ESV Songs 8, track 19

God is so good (powerful, holy),
God is so good (powerful, holy),
God is so good (powerful, holy),
He's so good (powerful, holy) to me.

Go to the Deep Down Detectives Parent Resources for Unit 8 to get the Bible story and many more resources and songs for this unit at praisefactory.org

Deep Down Devotions: Unit 8, Bible Truth 3 Story Concepts**P.1****The Case of the Sad Thing that Did Good** *John 8-10*

Dear Parents,

Big Question #8 is: "What Is God's Love for His People Like?" Your child is learning that "It's More than They Could Ever Deserve...God Uses Their Sadnesses for Good!"

Here's a copy of the Bible story they are learning along with the "Listening Assignment" for each lesson. These assignments provide a different teaching emphasis for each lesson, helping the children dig deeper into each Bible truth. They match up with your child's take home for each lesson. We hope that these resources help your family to dig down deeper into the truths of God's Word!" Happy digging!

•many more resources for this Big Question came be found online at www.praisefactory.org•

Listening Assignments

"Hey, Kids! Detective Dan, here. Listen carefully to the story and help me answer these questions:

Detective Dan's Lesson #1 Listening Assignment:

I need to know:

- 1. What was the sad thing the parents found out about their baby?**
- 2. What good did Jesus use this sad thing to do?**

Detective Dan's Lesson #2 Listening Assignment:**Our Bible Verse is Romans 8:28, ESV**

"And we know that for those who love God all things work together for good, for those who are called according to his purpose."

I need to know:

Transgressions and iniquities are other words for sin.

- 1. What did many people say about the baby's blind eyes?**
- 2. What good purpose did God have for the baby's blind eyes?**

Detective Dan's Lesson #3 Listening Assignment:I found six clues, but two of them are **NOT** in the story.

They are: a baby, the Temple, Jesus, a suitcase, a car, and a pool of water.

Hold each of them up for the children to see as you identify them.

I need to know:

- 1. Which four belong in the story and which two don't?**
- 2. Who did the blind baby grow up to worship? Why?**

Read the assignment questions, THEN SAY,

"Ok, Deep Down Detectives! Put on your best listening ears and see if you can hear the answers to Detective Dan's questions. When I finish telling the story, we will see if we can answer all the questions."

Read the Bible Truth story, answer questions, present the gospel and lead in prayer.

Answers to questions; the gospel; and, ACTS prayer are included with the story text.

Bible Story for Big Question 8, Bible Truth 3 use with all THREE lessons**P.2****The Case of the Sad Thing that Did Good** *John 8-10**Story with lines separating paragraphs (text in bold, optional interaction cues in italics)*

This story takes place in Jerusalem. Jerusalem was a beautiful city with thousands of people living in it. It had big, tall, stone walls all around it and big, wide gates where important men would talk about important things. It had lots of houses, big and small, along its twisty-turny, narrow, cobblestone streets. It had fountains of sparkling water to drink from and pools of water to wash in. It had a big marketplace where farmers would sell their delicious fruits and vegetables, and shepherds would sell their baa-ing sheep and maa-ing goats. Bakers would sell their warm, tasty bread there; and merchants, their fine-feeling fabrics, and glittering necklaces from other parts of the world.

But Jerusalem was most famous for its big, beautiful building made of glittering, white stones. It was the LORD's special worship place. Do you know what this building was called?

Do you know?

It was called the Temple. People would come from far and wide to worship the LORD at the Temple with their prayers and their songs and their worship gifts. They would gather in the courts around the Temple and listen to teachers tell them about the LORD and His good laws.

Not too far from the Temple lived a man and his wife. How happy this man and his wife were! Why do you think they were so happy?

Can you guess?

They were so happy because the wife had just had a baby. It was a baby boy. Oh, what good news this was!

"Yay! Yay!" the man and his wife thought. "We have a boy! We will love him and care for him. What a joy that will be! He will be a great help to our family, too. He will grow up strong and will help us make money to take care of our family, as sons always do." What a lot this man and his wife had to celebrate!

But soon the man and his wife weren't happy anymore. They were sad! There was something wrong with their baby boy's eyes. He couldn't see. Perhaps his eyes would get better, they must have hoped. But soon it was clear: their little boy's eyes would NOT get better. He would always be blind.

How sad this man and woman were for their little boy! He would never see their faces. He would never see Jerusalem's big, tall walls or gates. He would never see its houses along the narrow, cobblestone streets. He would never see its fountains or pools of sparkling water. He would never see its markets filled with good food and supplies. He would never see the beautiful Temple where people came to worship the LORD.

And to make things worse, this little boy would never be able to help his father make money to take care of the family. All he would ever be able to do is sit on the side of the street and ask people for money. Yes, this boy's blindness was very sad, indeed!

Bible Story for Big Question 8, Bible Truth 3

use with all THREE lessons

P.3*Story with lines separating paragraphs (text in bold, optional interaction cues in italics)*

But there was something else that made the man and his wife sad. It was what other people said about their family. Some people saw the little, blind baby, and kindly said, “It is sad, sad, sad, that this little baby can’t see. How hard that must be for him and his mother and father!” And, of course, the man and his wife had to agree. This blindness was sad, sad, sad! What good could come out of this blindness? It brought sadness! Only sadness!

But much worse was what the important men who taught about God and His laws, were saying: “It isn’t sad, sad, sad that this little baby can’t see. No! It’s bad, bad, bad,” they exclaimed. “This baby -- or his mother or father-- must have done something terribly bad. God is punishing them and that’s why this baby was born blind,” they said.

Was this true? What terrible thing had they done? Oh, how hard it was for the man and his wife to hear people say this! Oh, what badness came from this blindness! It brought sadness! Only sadness!

So I guess you can see why the man and his wife, who had been so very happy, weren’t very happy at all anymore. Their hearts were full of sadness for their son and about all the terrible, wrong things the teachers were saying about their family.

Year after year went by. The little boy grew up and up and up, until at last he was a full grown man. He still was blind, but over the years, he had learned his way around the Jerusalem.

What do you think he could feel and hear and taste?

He knew the feel of Jerusalem’s big, tall walls and its huge gates. He knew the feel of the cobblestones under his feet, the touch of the stone sides of the houses on his hands, and the fresh coolness of the shade in the narrow streets. He could splash the water on his face and sip it in his cup. He could taste the delicious fruit and hear the animals “baa-ing.” He could smell the freshly baked bread and feel the silky fabric of the merchants. And as he sat beside the road to the big, beautiful Temple, he could feel the swish of people’s clothes and the slap of their sandals as they went by. He heard the clink of the coins they tossed in his begging cup, on their way to worship the LORD.

But sometimes, he also heard people say those terrible, wrong words again: “There’s that man who has been blind from birth. What terribly bad thing his family must have done for God to punish him like this!” they would exclaim.

This blindness was sad, sad, sad! What good could come out of this blindness? It brought sadness! Only sadness!

But then one Sabbath day, everything changed. The people who said those things were WRONG! That baby wasn’t born blind because he or his parents had done something terribly bad No! God had always had a beautiful, big plan to use their sadness for good --great good! And this was to be the day that God’s good plan would be made know to the blind man, his parents and oh, so many other people in Jerusalem. And God would use Jesus to do this!

Bible Story for Big Question 8, Bible Truth 3

use with all THREE lessons

P.4*Story with lines separating paragraphs (text in bold, optional interaction cues in italics)*

Jesus and his close friends, the disciples, had come to Jerusalem. They went to the Temple where Jesus began to teach about God. Crowds of people gathered, eager to hear everything He had to say. Even the other teachers who taught at the Temple stopped talking and went to listen to Jesus, too.

“I am God’s Son,” Jesus told them all. “Whoever believes and obeys Me will get to live forever with God,” Jesus proclaimed.

The other teachers were furious! “We don’t believe you! You aren’t really God’s Son,” they said to Jesus. “You are lying. You deserve to die for saying you are God’s Son!” and they picked up stones to throw at Jesus. They were going to kill Jesus!

Jesus and His friends ran and hid. Would the teachers find Jesus and kill Him with their stones?

What do you think?

No, they would not.

When all was safe, Jesus and His friends came out of hiding. They left the Temple grounds, and whom did they see?

Can you guess?

It was the man born blind.

No sooner had Jesus’ friends seen the blind man, then that terrible question came out of their mouths: “Jesus, did this man or his parents do the terrible bad thing that made his eyes blind?” they asked.

“You have it all wrong!” Jesus told them. “This man isn’t blind because someone did something terribly bad. It was God’s plan to use his poor man’s sadness for good --great good. I’m going to heal his eyes by God’s power. God will use this to help many believe that I really am God’s Son,” Jesus declared.

Then, Jesus went to the blind man and knelt down next to him. He spit on the ground and mixed the spit with the dirt and made it into mud. What would Jesus do with that mud?

What do you think Jesus would do with it?

Jesus smeared mud on the man’s eyes and told him, “Go wash in the Pool of Siloam.”

Why did Jesus do this? Was He making fun of this poor man? Did He want to make his sad life, even sadder?

What do you think?

The man would soon find out, and so will we! Down the narrow, cobblestone streets, the blind man made his way to the Pool of Siloam. Even though he could not see, he knew how to get there. He had felt his way there many times.

Bible Story for Big Question 8, Bible Truth 3

use with all THREE lessons

P.5*Story with lines separating paragraphs (text in bold, optional interaction cues in italics)*

At the pool, he dipped his hands into the cool water. He brought them up to his face and washed off the mud. He opened his eyes and what do you think happened?

What do you think?

Yay! yay! yay! That man born blind could see for the first time in his whole life! Jesus had healed him!

The happy man went home to share the news with his father and mother. What did he see as he went home? He saw the pool of sparkling water! He saw the big, tall walls and the huge gates. He saw the narrow, cobblestone streets and all the houses. He saw the market and the Temple. He saw his very own little house. And then, he saw his very own parents for the first time!

“Jesus healed me! Now I can see!” the man exclaimed to his parents. How happy they must have been. After all these years, their son could see! They spread the good news to all who would listen.

And those who heard the news rushed to the house to see for themselves! Sure, enough, it was true! The man born blind could see! They were amazed at what Jesus had done. “No one has ever healed a man born with blind eyes before. Jesus must be whom He says He is,” they exclaimed. What good Jesus had begun to do through this man’s blind eyes! Jesus had used them to help these people believe in Him!

Before long, Jesus’ enemies, the Pharisees, heard what Jesus had done for the blind man. He was taken to them to inspect his healing and make sense of it. These teachers couldn’t doubt the amazing thing that Jesus had done, but still, they refused to believe in Jesus. “Jesus is a bad man! He is not God’s Son,” they said.

And what about the blind man who had been healed? What did he think?

Do you think he believed in Jesus?

Yes, he did! He fell down before Jesus and worshipped Him. “Lord, I believe,” he exclaimed.

What a day for that blind man and for his parents! Jesus had used this man’s sadnesses for good --for great good, just as God had always planned. He healed his blind eyes. And best of all, He gave that man-- and many others-- faith to trust in Him as God’s Son, their Savior. Now that is good --great, good!

Bible Story for Big Question 8, Bible Truth 3

use with all THREE lessons

P.6**Cracking the Case:** (story wrap-up for Listening Assignments)

It's time to see how we did with our Listening Assignment.

Detective Dan's Lesson 1 Listening Assignment:

1. What was the sad thing the parents found out about their baby? He was blind.

2. What good did Jesus use this sad thing to do? To show God's great power and to help many people trust in Jesus as God's Son, the Savior, including the blind man, himself.

For You and Me:

Isn't it wonderful to know that God uses all of His people's sadnesses for good! God still uses His people's sadnesses for good, even today. And we can know that He will use all of our sadnesses for the good, too, if we turn away from our sins and trust in Jesus as our Savior. It is His promise to all who do.

Detective Dan's Lesson 2 Listening Assignment:
Our Bible Verse is Romans 8:28, ESV:

"And we know that for those who love God all things work together for good, for those who are called according to his purpose."

1. What did many people say about the baby's blind eyes? Many people thought God was punishing the baby or his parents for something bad they had done.

2. What good purpose did God have for the baby's blind eyes? To show God's great power and to help many people trust in Jesus as God's Son, the Savior, including the blind man, himself.

For You and Me:

Those people were wrong, weren't they? God always planned to use that baby's blindness for good. He wasn't punishing them! Isn't it wonderful to know that God uses all of His people's sadnesses for good! God still uses His people's sadnesses for good, even today. And we can know that He will use all of our sadnesses for the good, too, if we turn away from our sins and trust in Jesus as our Savior. It is His promise to all who do.

Detective Dan's Lesson 3 Listening Assignment:

Our six clues were: a baby, the Temple, Jesus, a suitcase, a car, and a pool of water.

1. Which four belong in our story?

The baby, the Temple, Jesus and the pool of water belong. The suitcase and the car do not.

2. Who did the blind baby grow up to worship? Why?

Jesus. God gave him faith to believe in Jesus when Jesus healed his blind eyes.

For You and Me:

How kind it was of Jesus to heal the blind man! How even kinder it was of Jesus to give the blind man faith to believe that He was God's Son, the Savior. How many good things God used the blind man's sadness to do! God will use our sadnesses for good, too, when we turn away from our sins and trust in Jesus as our Savior. It is His promise to all who do.

The Gospel (story wrap-up if NOT using Listening Assignments)**Our Bible Truth is:**

What Is God's Love for His People Like?
It's More than They Could Ever Deserve!
God Uses Their Sadnesses for Good!

No one likes sadnesses, but we all have them. How wonderful is God's promise to use every single sadness of His people for their good and to show how great He is!

God's people's greatest sadness is that they are sinners who chose to disobey God. But do you know that God has turned that greatest sadness into the greatest good? You see, God sent His Son, Jesus, to die on the cross and take His punishment for their sins. On the third day, He rose from the dead, proving He had done it! They are forgiven. They have become His dearly-loved people! And they will get to praise God forever for how much He has loved them through Jesus. We, too, can know God's forgiveness and become His people if we turn away from our sins and trust in Jesus as our Savior.

Close in prayer.

Closing ACTS Prayer

- A** We praise You, God, for being so good and so powerful! You even use all of Your people's sadnesses for their good. You show how good and great You are!
- C** God, You promise to use all things for the good in the lives of Your people, but many times we don't trust that You will. We act like Your plans aren't good or that You aren't really in control. Please forgive us! We need a Savior!
- T** Thank You for Your amazing promises to work good even in all of our sadnesses, when we trust in You as our Savior. Thank You that You can work good things in even the biggest sadnesses and the scariest things that happen to us. Thank You for the good You will do that we do not yet see.
- S** God, work deep inside our hearts. Help us to turn away from our sins and trust in Jesus as our Savior. Help us to love You and trust You. Do many good things even through our sadnesses --good things that show others how good and great You are.

In Jesus' name we pray, Amen.

Big Question 8, Bible Truth 3 Overview: Key Concepts

P.8

Unit 8: The God Who Loves

Unit Big Question (and Answer): What Is God's Love for His People Like?

It's More than They Could Ever Deserve!

Unit Bible Verse: "Oh give thanks to the LORD, for he is good; for his steadfast love endures forever!"

--1 Chronicles 16:34, ESV

Bible Truth 3 Concept: God Uses Their Sadnesses for Good

Everyone has troubles. We all have times when we are sad or scared. Sometimes people are mean to us. Sometimes bad things happen to us or to the people we love.

When bad things happen to God's people, they keep on trusting in Him. They know God loves them and that He is in control. They know that He promises to use every trouble they have for their good and to show how good and powerful He is. And, while sometimes it may be hard to see what good God could possibly bring through their troubles, God's people know that one day they will understand His good plans. And on that day, they will have nothing but praise for God, when they see how He truly did work all things for good in their lives.

And that's why God's people can praise and thank God now for those good things, even before they know what they are, and even while they are still in the middle of their sadnesses. God is that good! They can trust Him that much, even with what they don't yet understand. We can become God's people when we turn away from our sins and trust in Jesus as our Savior.

Bible Truth 3 Bible Verse: Romans 8:28, ESV

"And we know that for those who love God all things work together for good, for those who are called according to his purpose."

Learn a Little: "For those who love God, all things work together for good."

Meaning

These verses remind us that God's people are those who love Him. In His great love, He has called them to turn away from their sins and trust in Jesus for the forgiveness of their sins. This is what it means to be justified.

But being justified is just the beginning of God's good plans for His people. He also planned for all things in their lives—both enjoyable things and hard things—to be for the good purpose of making them more like Jesus. Yes, God planned to use all of these things to prepare His people for life with Him in heaven. What will life in heaven be like for them? There, they will be glorified! They will be freed from sin forever! God will make them a pure reflection of His glory. This is God's wonderful plan for making everything in His people's lives for their good and His glory. We can become God's people by turning away from our sins and trusting in Jesus as our Savior.

Bible Truth 3 ACTS Prayer

- A** We praise You, God, for being so good and so powerful! You even use all of Your people's sadnesses for their good. You show how good and great You are!
- C** God, You promise to use all things for the good in the lives of Your people, but many times we don't trust that You will. We act like Your plans aren't good or that You aren't really in control. Please forgive us! We need a Savior!
- T** Thank You for Your amazing promises to work good even in all of our sadnesses, when we trust in You as our Savior. Thank You that You can work good things in even the biggest sadnesses and the scariest things that happen to us. Thank You for the good You will do that we do not yet see.
- S** God, work deep inside our hearts. Help us to turn away from our sins and trust in Jesus as our Savior. Help us to love You and trust You. Do many good things even through our sadnesses --good things that show others how good and great You are. In Jesus' name, we pray. Amen.

Bible Truth 3 Story

The Case of the Sad Thing that Did Good John 8-10

Big Question 8, Bible Truth 3 Overview: Key Concepts

p.9

Songs Used in Bible Truth 3

Big Q & A 8 Song

Big Question 8 Song: What Is God's Love for His People Like?

Big Question 8 Bible Verse Song: O, Give Thanks 1 Chronicles 16:34 ESV

Extra Big Question 8 Bible Verse Song: Give Thanks 1 Chronicles 16:34 ESV

Extra Big Question 8 Bible Verse Song: The Steadfast Love of the Lord Lamentation 3:22,23, ESV

Big Question 8 Hymn: And Can It Be, v.1 refrain

Big Question 8 Praise Song: God Is So Good

Bible Truth 3 Bible Verse Song: Bible Verse: And We Know Romans 8:28-29, ESV

Bible Truth 3 Extra Bible Verse: All Things Romans 8:28-29, ESV

listen to or download songs for free at <https://praisefactory.org>: Deep Down Detectives Music page

Go and Tell Bible Truth Concept Craft

God Uses His People's Sadnesses for Good

Craft Description

The children will create a flip plate "necklace" that reminds them that God uses His people's sadnesses for the good.

Materials

Dinner sized paper plate with ridges on the edge, 2 per child.

White copy paper

Coloring supplies

Hair-colored yarn, jiggly eyes, and/or any extra decorating supplies for the faces

Glue

Stapler

Hole Punch

Sturdy yarn or string

Preparations

1. Print out the patterns for each plate and cut them down to size to fit inside your plates.
2. If using yarn for hair, you may want to cut yarn in to hair sizes for younger children.
3. Glue patterns in place on each plate, leaving extra room on top for hair to be glued in place.
4. Set out glue sticks and coloring supplies.

Introducing the Craft:

"Our Big Question is: 'What Is God's Love for His People Like? We've learned that 'It's More than They Could Ever Deserve...God Uses Their Sadnesses for Good!' That's something very good to know. But many people don't know that. So do you know what God wants us to do? He wants us to go and tell others this very important news. So today we are going to make something we can show and tell them, too. Here's what it looks like...(Hold up example of craft)"

Directions

1. Show children your finished craft, reading the words to them.
2. Have the children color/decorate the faces on each paper plate. (Add frown/smile to each face. Color first, then glue on any extra decorations.)
3. Make sure to write each child's name on their craft.
4. When crafts are dry, teacher staples two plates together, uses the hole punch to add a hole at the top, then strings a necklace-length piece of yarn/string through the hole and secures ends together with a knot.

Discussion


This is an especially good time to re-read the key concepts and discuss them. See Deep Down Discussion Sheet for possible questions to talk about.

Wrapping Up:

"Our Big Question is: 'What Is God's Love for His People Like? We've learned that 'It's More than They Could Ever Deserve...God Uses Their Sadnesses for Good!' Let's use our pictures to tell others this good news."








What Is God's Love for His People Like? It's More than They Could Ever Deserve...God Uses Their Sadnesses for Good! How kind it was of Jesus to heal the blind man! How even kinder it was of Jesus to give the blind man faith to believe that He was God's Son, the Savior. How many good things God used the blind man's sadness to do! God will use our sadnesses for good, too, when we turn away from our sins and trust in Jesus as our Savior. It is His promise to all who do.

The Case of the Sad Thing that Did Good Jigsaw Puzzle Page


John 8-10

*Make copies of picture and cut out into an appropriate number of pieces for your children.
Or, you can print out color versions of this puzzle by downloading it from praisefactory.org.*

What Is God's Love for His People Like? It's More than They Could Ever Deserve...God Uses Their Sadnesses for Good! How kind it was of Jesus to heal the blind man! How even kinder it was of Jesus to give the blind man faith to believe that He was God's Son, the Savior. How many good things God used the blind man's sadness to do! God will use our sadnesses for good, too, when we turn away from our sins and trust in Jesus as our Savior. It is His promise to all who do!



CAN YOU GUESS BIBLE TRUTH 4:
What Is God's Love for
His People Like?
It's More than They Could
Ever Deserve...



God Will Never

Loving His People!

HINT: What is the opposite of "go"?
It starts with the letter "S" and it rhymes with "hop."

Deep Down Detective Devotion: Unit 8, Bible Truth 4, Lesson 1



Big Question 8: What Is God's Love for His People Like?

Answer: It's More than They Could Ever Deserve... God Will Never Stop Loving His People!

Bible Truth 4 Meaning

Our love for others changes. Sometimes we love others a lot. Sometimes we don't love them very much. But God's love for His people is not like that. God's love for His people never changes. God loved His people before they loved Him or even knew Him. He paid for their sins through Jesus' perfect life, when He suffered and died on the cross. He adopts them as His people, when they turn away from their sins and trust in Jesus as their Savior. Nothing will ever stop God from loving His people! They are bound in love to Him through Jesus, and that is a love that will never, ever end! We can become God's people when we turn away from our sins and trust in Jesus as our Savior.

How do I know this is true? The Bible tells me so!

"I will betroth you to me forever. I will betroth you to me in righteousness and in justice, in steadfast love and in mercy."
--Hosea 2:19, ESV

Some Questions for You

1. Does our love for others stay the same or change? *It changes.*
2. Does God's love for His people change? *It never changes.*
3. Did God love His people before they loved Him? *Yes, He did.*
4. Did God love His people when they first trusted Him? *Yes, He did.*
5. How long will God keep on loving His people? *Forever!*
6. What can stop God from loving His people? *Nothing!*
7. How can we become God's people? *By turning away from our sins and trusting in Jesus as our Savior.*

Let's Pray!

- A** We praise You, God, for being so full of love for Your people. You love them with a love that will never, ever end.
- C** God, You offer us a love that will never end, but many times, we choose to not love You. We choose to live life our own way, even if it means breaking Your good laws. Please forgive us! We need a Savior!
- T** Thank You, God, for sending Jesus to be our Savior. Thank You that all who put their trust in You can rest in Your love forever.
- S** God, work deep inside our hearts! Help us to turn away from our sins and trust in Jesus as our Savior. Help us to love You and help us to know Your love. Make us Your people who enjoy Your love forever. In Jesus' name, we pray, Amen.

Let's Sing about What We're Learning!

Big Q & A 8 Song from *Deep Down Detectives* ESV Songs 8, track 12
(sung to the tune of "Baa, Baa, Black Sheep")

What is God's love for His people like?
More than they could ever deserve!
What is God's love for His people like?
What is God's love for His people like?
What is God's love for His people like?
More than they could ever deserve!

Big Question 8 Action Rhyme Song

 from *Deep Down Detectives* ESV Songs 8, track 13

What is God's love for His people like?
What is God's love for His people like?
What is God's love for His people like?
It's more than they could ever deserve.

Verse 1

God loves His people from all places,
from all times, with ev'ry kind of faces.
God loves His people from ev'ry nation,
And He loves them all through Jesus Christ.

Refrain

God's love for His people is more than they could ever deserve.
God's love for His people is more than they could ever deserve.


Go to the *Deep Down Detectives* Parent Resources for Unit 8 to get the Bible story and many more resources and songs for this unit at praisefactory.org

Verse 2

God loved His people before the beginning,
Even before they were repenting and believing,
God loved His people from ev'ry nation,
And He loved them all through Jesus Christ.

Verse 3

God loved His people, He sent Jesus,
To save them, so forever they would be His,
God loves His people from ev'ry nation,
And He always will through Jesus Christ.



**"I will betroth you to me forever. I will betroth you to me
in righteousness and in justice, in steadfast love and in mercy." Hosea 2:19, ESV**

DDD 8.4 L2 Coloring Sheet/Take Home pg.1

Deep Down Detective Devotion: Unit 8, Bible Truth 4, Lesson 2



Big Question 8: What Is God's Love for His People Like?

Answer: It's More than They Could Ever Deserve... God Will Never Stop Loving His People!

How do I know this is true? The Bible tells me so!

"I will betroth you to me forever. I will betroth you to me in righteousness and in justice, in steadfast love and in mercy."
--Hosea 2:19, ESV

Learn a Little: "I will betroth you to me forever... in love."

Meaning

To be betrothed to someone is to make a special promise to love them always. Men and women in Bible times used to make special betrothal promises to each other before they got married. In the Bible, God tells us that He betroths Himself to His people. That means He promises to always love them. He will always be faithful to them. He will always love and care for them. He will always be righteous and just in how He treats them--that means He will always love His people by doing the right thing. He will never do anything evil or treat them badly. He will always show them mercy and treat them with tenderness and kindness. The Bible also tells us that at the end of time, all of God's people will live with God forever. Jesus will be like the bridegroom who greets his bride on his wedding day with great joy and begins his life with the one he loves. There will never be anything better than this life with God! We can become God's people when we turn away from our sins and trust in Jesus as our Savior.

Some Questions for You

1. What does betroth mean? *Making a special promise to love someone always.*
2. What does it mean that God betrothes Himself to His people? *He will always love them.*
3. What is God's love like? *It is perfect. It is tender and kind. He only does good to His people. It's always just what they need.*
4. How can we become God's people? *By turning away from our sins and trusting in Jesus as our Savior. He loves to answer these prayers! Ask Him to help you!*

Let's Pray!

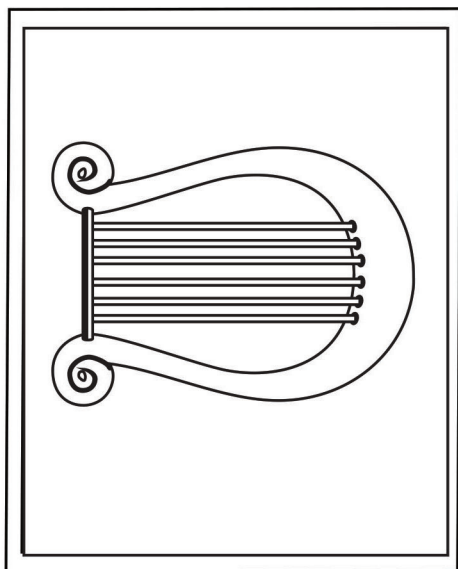
- A** We praise You, God, for being so full of love for Your people. You love them with a love that will never, ever end.
- C** God, You offer us a love that will never end, but many times, we choose to not love You. We choose to live life our own way, even if it means breaking Your good laws. Please forgive us! We need a Savior!
- T** Thank You, God, for sending Jesus to be our Savior. Thank You that all who put their trust in You can rest in Your love forever.
- S** God, work deep inside our hearts! Help us to turn away from our sins and trust in Jesus as our Savior. Help us to love You and help us to know Your love. Make us Your people who enjoy Your love forever. In Jesus' name, we pray, Amen.

Let's Sing Our Bible Verse!


I Will Betroth You to Me, Hosea 2:19, ESV from *Deep Down Detectives* ESV Songs 8, track 29

I will betroth you to me forever,
I will betroth you to me forever,
In righteousness and justice,
In love and in mercy.
I will betroth you to me forever,
I will betroth you to me forever,
Hosea Two, nineteen.


Which four of these clues belong in our story? Which two do not? Put an X in the boxes of the four that belong.


☐


A Harp


☐

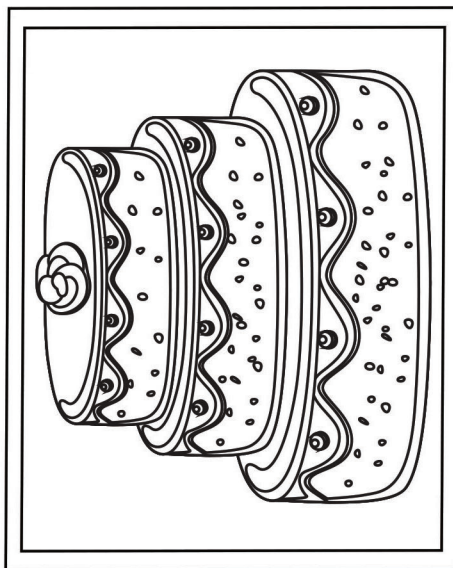
A Very Tall Man


☐

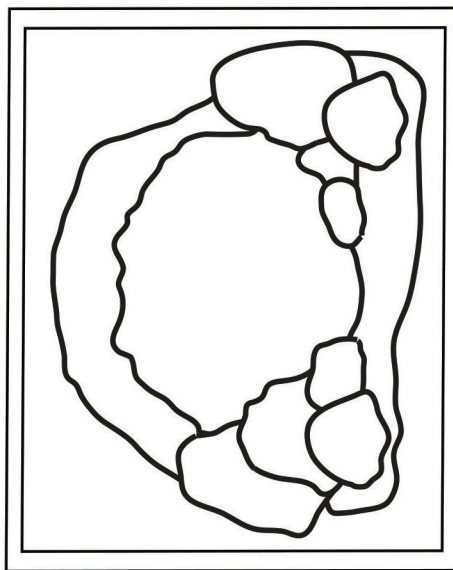
A Butterfly


☐

A Son Named Absalom


☐

A Cake


☐

A Cave

Answer: The harp, the very tall man, Absalom and the cave belong in the story. The butterfly and the cake do not. DDD 8.4 L3 Coloring Sheet/Take Home pg.1

Deep Down Detective Devotion: Unit 8, Bible Truth 4, Lesson 3



Big Question 8: What Is God's Love for His People Like?

Answer: It's More than They Could Ever Deserve... God Will Never Stop Loving His People!

Bible Truth 4 Meaning

Our love for others changes. Sometimes we love others a lot. Sometimes we don't love them very much. But God's love for His people is not like that. God's love for His people never changes. God loved His people before they loved Him or even knew Him. He paid for their sins through Jesus' perfect life, when He suffered and died on the cross. He adopts them as His people, when they turn away from their sins and trust in Jesus as their Savior. Nothing will ever stop God from loving His people! They are bound in love to Him through Jesus, and that is a love that will never, ever end! We can become God's people when we turn away from our sins and trust in Jesus as our Savior.

How do I know this is true? The Bible tells me so!

"I will betroth you to me forever. I will betroth you to me in righteousness and in justice, in steadfast love and in mercy."
--Hosea 2:19, ESV

Some Questions for You

1. Today we learned something about God's love for His people. We learned that God Will Never Stop Loving His People. Who knew this is our story today? *David.*
2. How did thinking about God's love help David do great, good things? *He knew that God would take care of him. He thought about how great God's love was for him, as one of His people, and he delighted to do great, good things to show others how great God is.*
3. How did thinking about God's love help David in bad times? *God helped David see his sins, turn away from their and ask for His forgiveness...and God, in His great love, did!*
4. How did thinking about God's love help David in sad times? *God's love comforted him when there was no one else to comfort him.*
5. What did David look forward to most of all? *To the day when he would live with God forever in heaven. How close he would live to God, enjoying all of His love for him, as one of God's people! This would be best of all!*
6. How can we become God's dearly-loved people, like David was? *By turning away from our sins and trusting in Jesus as our Savior.*

Let's Pray!

- A** We praise You, God, for being so full of love for Your people. You love them with a love that will never, ever end.
- C** God, You offer us a love that will never end, but many times, we choose to not love You. We choose to live life our own way, even if it means breaking Your good laws. Please forgive us! We need a Savior!
- T** Thank You, God, for sending Jesus to be our Savior. Thank You that all who put their trust in You can rest in Your love forever.
- S** God, work deep inside our hearts! Help us to turn away from our sins and trust in Jesus as our Savior. Help us to love You and help us to know Your love. Make us Your people who enjoy Your love forever. In Jesus' name, we pray, Amen.

Let's Praise God Right Now!

Big Q & A 8 Hymn: And Can It Be from *Deep Down Detectives* ESV Songs 8, track 18

Refrain

Amazing love, how can it be?
That thou, my God, should die for me?
Amazing love, how can it be?
That thou, my God, should die for me?

Words: Charles Wesley Music: Thomas Campbell

Big Question 8 Praise Song: God Is So Good from *Deep Down Detectives* ESV Songs 8, track 19

God is so good (powerful, holy),
God is so good (powerful, holy),
God is so good (powerful, holy),
He's so good (powerful, holy) to me.

Go to the *Deep Down Detectives* Parent Resources for Unit 8 to get the Bible story and many more resources and songs for this unit at praisefactory.org

DDD BQ 8 BT4 L3 Coloring Sheet/Take Home pg2

Deep Down Devotions: Unit 8, Bible Truth 4 Story Concepts**P.1****The Case of the One Who Would Not Stop***1 & 2 Samuel, Psalms 16, 23*

Dear Parents,

Big Question #8 is: "What Is God's Love for His People Like?" Your child is learning that "It's More than They Could Ever Deserve.... God Will Never Stop Loving His People!"

Here's a copy of the Bible story they are learning along with the "Listening Assignment" for each lesson. These assignments provide a different teaching emphasis for each lesson, helping the children dig deeper into each Bible truth. They match up with your child's take home for each lesson. We hope that these resources help your family to dig down deeper into the truths of God's Word!" Happy digging!

•many more resources for this Big Question can be found online at www.praisefactory.org•

Listening Assignments

"Hey, Kids! Detective Dan, here. Listen carefully to the story and help me answer these questions:

Detective Dan's Lesson #1 Listening Assignment:

I need to find out:

- 1. Who was the One who would not stop loving David?**
- 2. Why was it surprising that He would not stop loving him?**

Detective Dan's Lesson #2 Listening Assignment:**Our Bible Verse is Hosea 2:19, ESV:**

"I will betroth you to me forever. I will betroth you to me in righteousness and in justice, in steadfast love and in mercy."

I need to find out:

- 1. Who did the LORD love with this kind of unstoppable love in our story?**
- 2. How did the LORD show His love and compassion to this person?**

Detective Dan's Lesson #3 Listening Assignment:

I found six clues, but only 4 of them are in the story.

They are: A harp, a very tall man, a butterfly, a son named Absalom, a cake, and a cave.

Hold each of them up for the children to see as you identify them.

I need to figure out:

- 1. Which four belong in our story?**
- 2. Who asked God to forgive his sins? Who sang praises to God?**

Read the assignment questions, THEN SAY,

"Ok, Deep Down Detectives! Put on your best listening ears and see if you can hear the answers to Detective Dan's questions. When I finish telling the story, we will see if we can answer all the questions."

Read the Bible Truth story, answer questions, present the gospel and lead in prayer.

Answers to questions; the gospel; and, ACTS prayer are included with the story text.

The Case of the One Who Would Not Stop 1 & 2 Samuel, Psalms 16, 23*Story with lines separating paragraphs (text in bold, optional interaction cues in italics)*

Our story today is about one of the most famous people in the whole Bible. Let me tell you some of the good things he is famous for. Maybe you can guess his name.

When this man was just a boy, he took care of his father's sheep. He made up many beautiful songs about God. He sang them and played them on his harp as he watched the sheep. This boy was a very good and very brave shepherd. He even fought off lions and bears with his sling and sometimes with his bare hands!

A few years later, this young man faced a giant soldier named Goliath. Goliath was threatening the armies of Israel and shouting out terrible things about the LORD. All the soldiers of Israel were too scared to fight Goliath, but not this young man. With his sling and one, smooth stone, the LORD helped him fight Goliath and win. King Saul saw how brave he was and made him one of his greatest soldiers!

This young man grew up to be a great king, himself. He took good care of the people of Israel for many years. He captured the beautiful city of Jerusalem and built a fine palace there. How God blessed the people of Israel through this man!

But even though life was so good, this man never forgot the LORD. He kept writing songs to the LORD. He sang them and he shared them with other people to sing, too. Sometimes thousands of people would sing his songs as they gathered together to worship the LORD. Many of his songs are written down in the Bible, God's Word, and we still enjoy reading them and singing them today.

Can you guess the name of this very famous Bible man? I bet you can!

Can you guess?

His name was David! And yes, he was a man who did many good things, even great things.

But did you know that David was also a man who suffered some very sad things, too? David had many enemies who tried to kill him, including King Saul, the very king David had once served so faithfully. Saul was jealous of David and wanted him dead. He and his soldiers chased David for years, trying to kill him, even though David never did anything wrong to him.

And, don't think David never did anything bad, because he did. He was a sinner just like the rest of us! When David became king, he saw a beautiful woman named Bathsheba and he took her to be his. But Bathsheba was already the wife of Uriah, one of his bravest, most faithful soldiers. David made a tricky plan to get rid of Uriah, so he could hide what he had done. He had Uriah killed in a fierce battle, so it would look like it was an accident! Then, David took Bathsheba to be his own wife. This was all very bad.

One of David's greatest sadnesses came from his son, Absalom. Absalom turned against David. Absalom made a tricky plan to get rid of David, so he could be king in David's place. Absalom turned many of the people against David, too. David had to run away from his palace in Jerusalem and hide in the wilderness. Many people wept as David left Jerusalem; but others, like Shimei, called David bad names, and even threw rocks at him.

David and his friends camped out in the dry, lonely wilderness, so Absalom's men wouldn't find him. David did go back to be king in Jerusalem again, but only after Absalom had been killed. How sad David was! How David loved Absalom and missed him, even though he had treated David so terribly!

Story with lines separating paragraphs (text in bold, optional interaction cues in italics)

So, yes, David WAS a man who did many good, even great things. But David was also a man who suffered some very sad things, and even did some very bad things.

But there is something else you need to know about David. Something that was more important than all these other things. It was the WHY behind all those great, good things that David did. And, it was HOW David made it through all those bad and sad things.

The WHY and HOW behind them all was Someone who loved David. WHO do you think it was?

Can you guess?

It was the LORD! The LORD loved David so much! And it was His great love for David that gave David the courage to fight off lions and bears. It was God's great love for David that gave him the courage to face the fierce giant, Goliath. And, it was God's great love that helped David to care for the people of Israel as their king, and made David want to sing all those beautiful songs about God. Yes, the LORD's great love for David was behind all the great and good things that David did.

But, what happened to God's great love for David when David did those bad things and went through all those sad things? Did it go away? No, it did not. God's love for David never stopped. He kept on loving David and kept on helping him, even then.

In His great love for David, the LORD sent the prophet Nathan to help David see his sins, turn away from them, and ask for forgiveness. Do you think the LORD forgave David?

What do you think?

Yes, He did!

And, it was God's great love that comforted David when King Saul tried to kill him. God provided David with everything he needed, all those years when he had to hide from Saul and his soldiers. And, it was God's love for David that later protected him from Absalom and the others who wanted to kill him.

Yes, God's love for David was WHY David did ALL the great, good things he did. And, it was HOW David made it through ALL the bad and sad things.

But God's great love for David did something else, too. His love filled David's heart with great love for... Can you guess who?

Can you guess?

For God! No wonder he sang to the LORD so many songs!

When LORD protected David from Saul and his soldiers, David sang: "I love you, O LORD. You are my strength. You will deliver me and save me from my enemies. I praise Your name!" (from Psalm 18:1-3)

Bible Story for Big Question 8, Bible Truth 4 use with all THREE lessons**P.4***Story with lines separating paragraphs (text in bold, optional interaction cues in italics)*

And, when the LORD used Nathan to show David his sin, David sang: "Have mercy on me, O God, according to your steadfast love, take away my sins... Deliver me, my God, my Savior, and I will sing aloud of your perfect goodness. I will praise you!" (from Psalm 51:1-2,14)

And even when Absalom tried to kill him, David sang to God, out in the wilderness: "O LORD, how many are my enemies! Many are saying You will not save me. But you, O LORD, are a shield about me. You hear my prayers and You will take care of me. I will not be afraid of many thousands of people who have set themselves against me all around me. You will rescue me from my enemies. You will save me!" (from Psalm 3)

Yes, the LORD filled David's heart with songs of love for Him.

So, every day of David's life—in the great and good times, and even the bad and sad times—David praised the LORD for His great love for him. It was a love that never stopped.

But most of all, David looked forward to the day when God's greatest promise to him and all of God's people will come true. David sang about it, too. Do you know what that greatest promise is?

Do you know what it is?

God's greatest promise is to bring His people home to live with Him forever. Then, at last, they will enjoy God's love for them in the closest, most wonderful ways. That's why David sang: "Surely the LORD will show me goodness and mercy all the days of my life, and I will go to live with Him forever." (from Psalm 23:6)

For David knew the same thing that we are learning today: God's love for His people is more than they could ever deserve. It goes on and on. God will never stop loving His people. This was the most wonderful thing that David could think of. And, it's what he, along with all of God's people who have already died, is enjoying right now, and will keep on enjoying forever.

We can enjoy God's amazing, unending love, too, if we turn away from our sins and trust in Jesus as our Savior. This is how we become God's people. Ask Him to help you!

Cracking the Case: (story wrap-up for Listening Assignments)

It's time to see how we did with our Listening Assignment.

Detective Dan's Lesson 1 Listening Assignment:

1. Who was the One who would not stop loving David? The LORD.

2. Why was it surprising that He would not stop loving him? Because David did some very bad things that broke God's law.

For You and Me:

Like David, we, too, are sinners. We do not deserve God's love. We deserve His punishment. How sad! But the great news is that God offers to forgive our sins and make us His people when we turn from our sins and trust in Jesus as our Savior. Like David, we can know God and His great love forever!

Detective Dan's Lesson 2 Listening Assignment:

Our Bible Verse is: Hosea 2:19, ESV:

"I will betroth you to me forever. I will betroth you to me in righteousness and in justice, in steadfast love and in mercy."

1. Who did the LORD love with this kind of unstoppable love in our story? David.

2. How did the LORD show His love and compassion to this person? He helped David do the good things that David did. He helped David see that he was a sinner and turn away from his sins when he did bad things. He took care of David through all the sad times, too. He never stopped loving David throughout his whole life.

For You and Me

David knew the LORD's unstoppable love and so can we! How? By turning away from our sins and trusting in Jesus as our Savior. This is how we become God's dearly-loved people forever!

Detective Dan's Lesson 3 Listening Assignment:

Our six clues were: a harp, a very tall man, a butterfly, a son named Absalom, a cake, and a cave.

1. Which four belong in our story?

The harp, the very tall man, Absalom and the cave belong in the story. The butterfly and the cake do not.

2. Who asked God to forgive his sins? Who sang praises to God? David asked God to forgive his sins. David sang praises to God for all of His unfailing love.

For You and Me:

David knew the LORD's unstoppable love and so can we! How? By turning away from our sins and trusting in Jesus as our Savior. This is how we become God's dearly-loved people forever!

The Gospel (story wrap-up if NOT using Listening Assignments)**Our Bible Truth is:**

What Is God's Love for His People Like?

It's More than They Could Ever Deserve...

God Will Never Stop Loving His People!

Why does God keep on loving His people this way, even though they are all sinners who have rebelled against Him? It is because of Jesus!

God sent Jesus to live the perfect life that we should have lived, but never did. On the cross, Jesus gave His perfect life as the full payment for the sins of God's people so they could be forgiven and know special closeness with God as their Heavenly Father.

On the third day, Jesus rose from the dead, proving He had really beaten sin and death for them, once and for all! That's why God loves His people, even though they are sinners. And that's why His love for His people will go on forever and ever. Jesus paid it all!

How wonderful it is to be one of God's people, forever loved by Him! You and me, we can know God's forever love, too, when we turn away from our sins and trust in Jesus as our Savior. God will forgive our sins, too, and we will enjoy wonderful special closeness with God as His special people, now and forever.

Close in prayer.

Closing ACTS Prayer

- A** We praise You, God, for being so full of love for Your people. You love them with a love that will never, ever end.
- C** God, You offer us a love that will never end, but many times, we choose to not love You. We choose to live life our own way, even if it means breaking Your good laws. Please forgive us! We need a Savior!
- T** Thank You, God, for sending Jesus to be our Savior. Thank You that all who put their trust in You can rest in Your love forever.
- S** God, work deep inside our hearts! Help us to turn away from our sins and trust in Jesus as our Savior. Help us to love You and help us to know Your love. Make us Your people who enjoy Your love forever.

In Jesus' name, we pray. Amen.

Deep Down Detectives Devotions: Big Question 8, Bible Truth 4 Key Concepts**p.7****Unit 8: The God Who Loves**

Unit Big Question (and Answer): What Is God's Love for His People Like?
It's More than They Could Ever Deserve!

Unit Bible Verse: "Oh give thanks to the LORD, for he is good; for his steadfast love endures forever!"
--1 Chronicles 16:34, ESV

Bible Truth 4 Concept: God Will Never Stop Loving His People

Our love for others changes. Sometimes we love others a lot. Sometimes we don't love them very much.

But God's love for His people is not like that. God's love for His people never changes. God loved His people before they loved Him or even knew Him. He paid for their sins through Jesus' perfect life, when He suffered and died on the cross. He adopts them as His people, when they turn away from their sins and trust in Jesus as their Savior. Nothing will ever stop God from loving His people! They are bound in love to Him through Jesus, and that is a love that will never, ever end! We can become God's people when we turn away from our sins and trust in Jesus as our Savior.

Bible Truth 4 Bible Verse: Hosea 2:19, ESV

"I will betroth you to me forever. I will betroth you to me in righteousness and in justice, in steadfast love and in mercy."

Learn a Little: "I will betroth you to me forever... in love."

Meaning

To be betrothed to someone is to make a special promise to love them always. Men and women in Bible times used to make special betrothal promises to each other before they got married.

In the Bible, God tells us that He betroths Himself to His people. That means He promises to always love them. He will always be faithful to them. He will always love and care for them. He will always be righteous and just in how He treats them--that means He will always love His people by doing the right thing. He will never do anything evil or treat them badly. He will always show them mercy and treat them with tenderness and kindness.

The Bible also tells us that at the end of time, all of God's people will live with God forever. Jesus will be like the bridegroom who greets his bride on his wedding day with great joy and begins his life with the one he loves. There will never be anything better than this life with God!

We can become God's people when we turn away from our sins and trust in Jesus as our Savior.

Bible Truth 4 ACTS Prayer

- A** We praise You, God, for being so full of love for Your people. You love them with a love that will never, ever end.
- C** God, You offer us a love that will never end, but many times, we choose to not love You. We choose to live life our own way, even if it means breaking Your good laws. Please forgive us! We need a Savior!
- T** Thank You, God, for sending Jesus to be our Savior. Thank You that all who put their trust in You can rest in Your love forever.
- S** God, work deep inside our hearts! Help us to turn away from our sins and trust in Jesus as our Savior. Help us to love You and help us to know Your love. Make us Your people who enjoy Your love forever. In Jesus' name, we pray, Amen.

Bible Truth 4 Story**The Case of the One Who Would Not Stop**

1 & 2 Samuel, Psalms 16, 23

Big Question 8, Bible Truth 4 Overview: Key Concepts**p.8****Songs Used in Bible Truth 4**

Big Q & A 8 Song

Big Question 8 Song: What Is God's Love for His People Like?

Big Question 8 Bible Verse Song: O, Give Thanks 1 Chronicles 16:34 ESV

Extra Big Question 8 Bible Verse Song: Give Thanks 1 Chronicles 16:34 ESV

Extra Big Question 8 Bible Verse Song: The Steadfast Love of the Lord Lamentation 3:22,23, ESV

Big Question 8 Hymn: And Can It Be, v.1 refrain

Big Question 8 Praise Song: God Is So Good

Bible Truth 4 Bible Verse Song: I Will Betroth You to Me Hosea 2:19, ESV

Bible Truth 4 Extra Bible Verse: Even to Your Old Age Isaiah 46:4,9,11, ESV

Bible Truth 4 Extra Bible Verse: For He Chose Us Ephesians 1:4-5, HCSB

listen to or download songs for free at <https://praisefactory.org>: Deep Down Detectives Music page

Go and Tell Bible Truth Concept Craft

God Will Love His People Forever!

Craft Description

The children will create a card that includes a stop light with flaps that reminds the children that God will never stop loving His people.

Materials

Cardstock/Paper

Crayons/Markers

Tape

Scissors

Preparations

1. Make copies of the extra stop light (single-sided) and the card (two-sided) onto cardstock.
2. Set out crayons/markers, paper.
3. Make a sample copy of the craft.

Introducing the Craft:

"Our Big Question is: 'What Is God's Love for His People Like?' We've learned that 'It's More than They Could Ever Deserve... God Will Never Stop Loving His People!' That's something very good to know. But many people don't know it! So do you know what God wants us to do? He wants us to go and tell others this very important news. Today we are going to make something we can show and tell them, too. Here's what it looks like..." (Hold up example of craft)

Directions

1. Show children your finished craft, reading the words to them.
2. Have children color in the pictures of the heart on front of the card, and the two stop lights.
3. Cut out along one side of each "light" on the extra stop light, making a three, little flaps.
4. Tape the extra stop light on top of the stop light on the card, lining up the lights on the card with the open flaps on the extra stop light.
5. Fold card along middle.
6. Make sure to write each child's name on their craft.

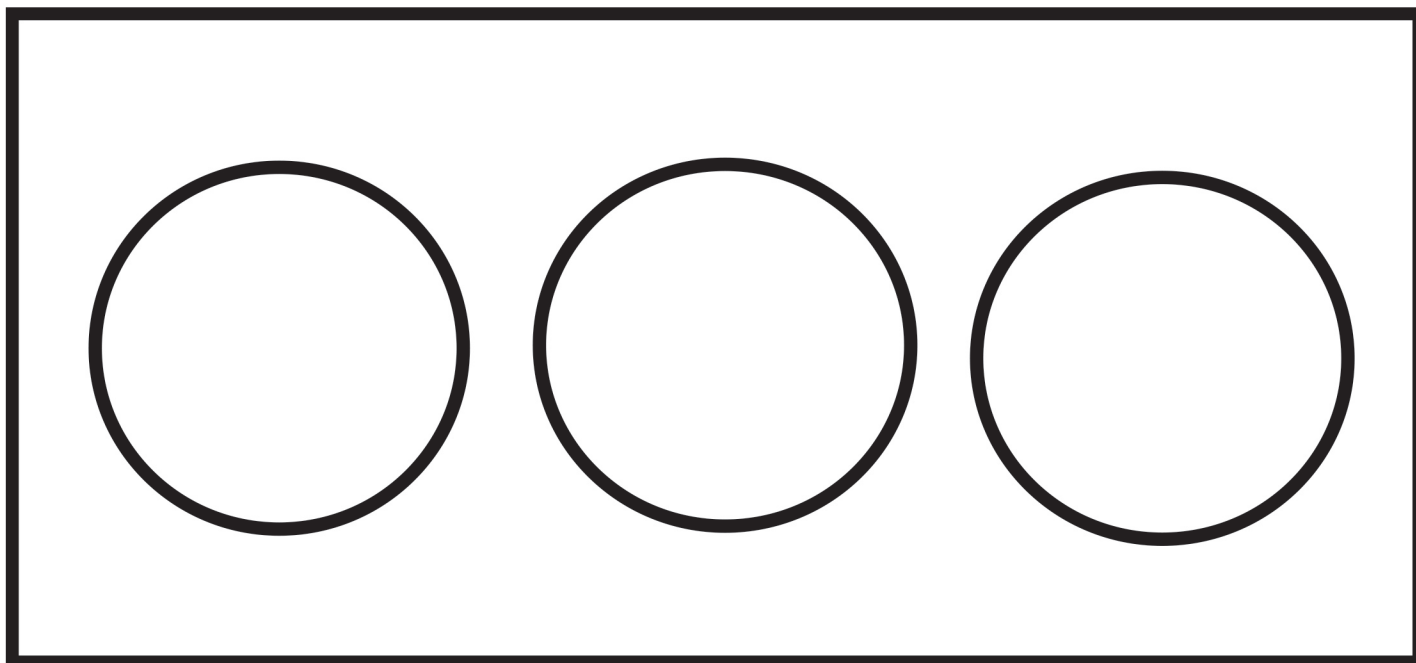
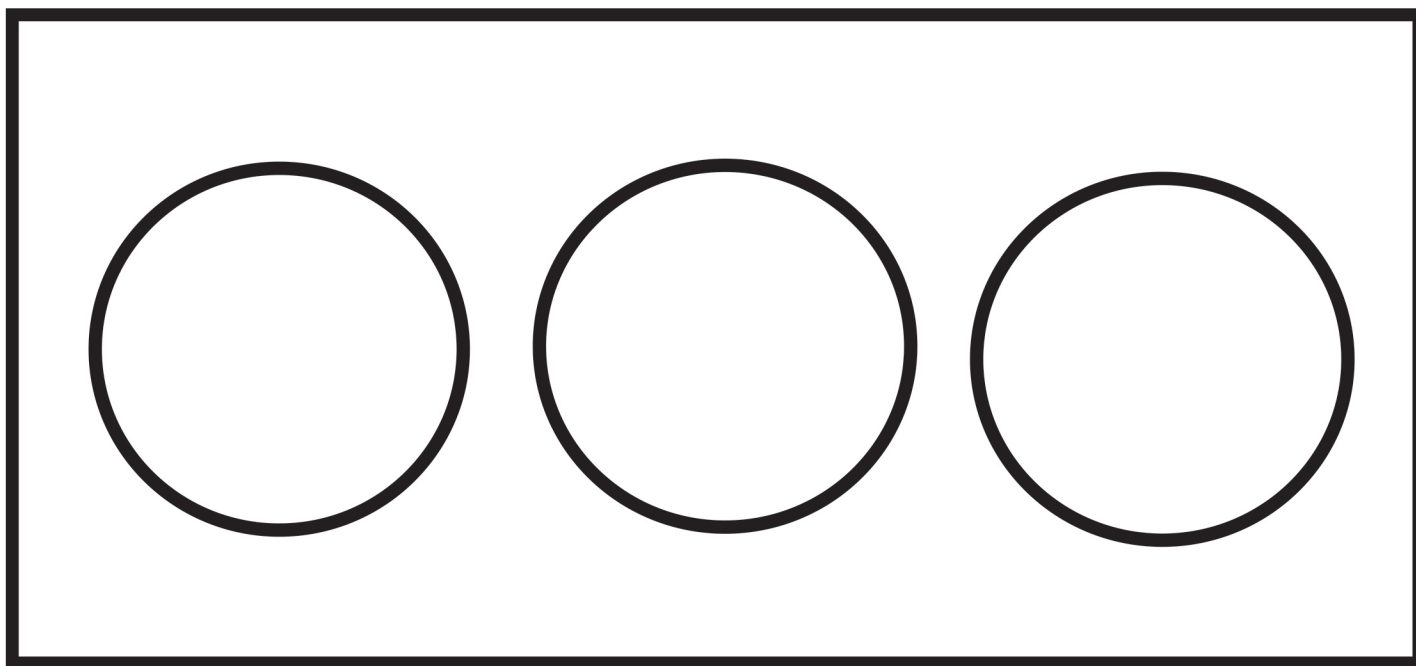
Discussion

This is an especially good time to re-read the key concepts and discuss them. See Deep Down Discussion Sheet for possible questions to talk about.

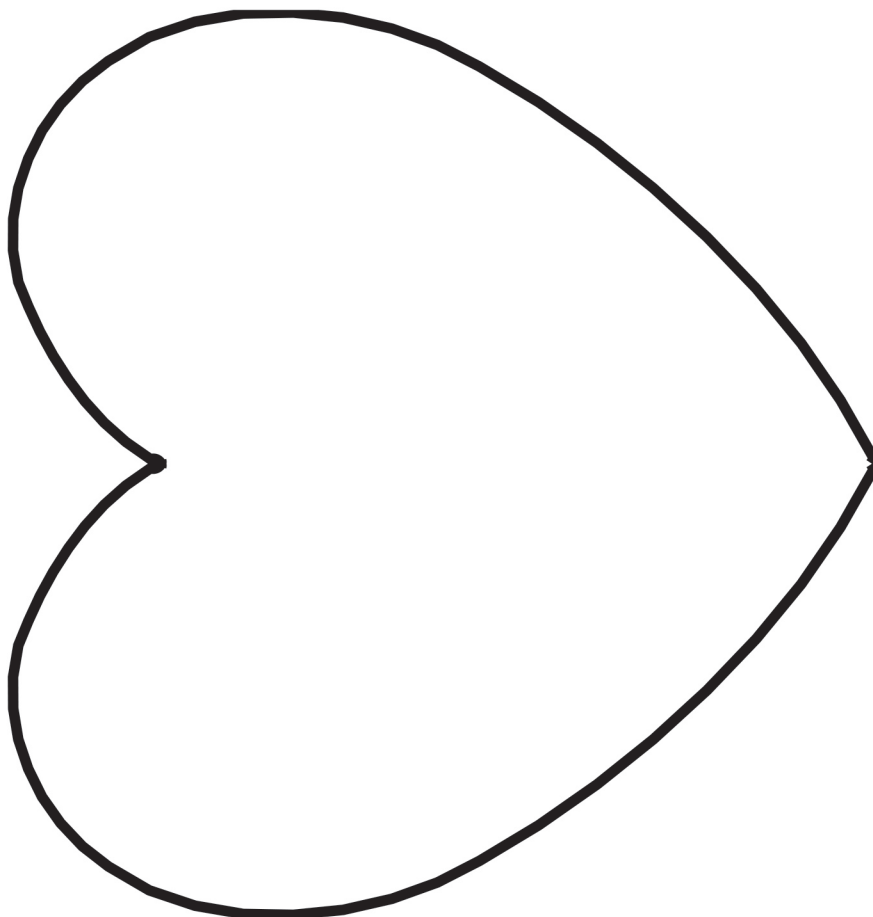
Craft Wrap Up:

"At the end of our time together today, you get to take home your Go and Tell crafts. And what are you going to do with them? Show and tell someone the important news you've learned today." God will NEVER stop loving His people." How can we become His people? By turning from our sins and trusting in Jesus as our Savior. He loves to help us do this! Ask Him!"

Stop light for bottom of inside card

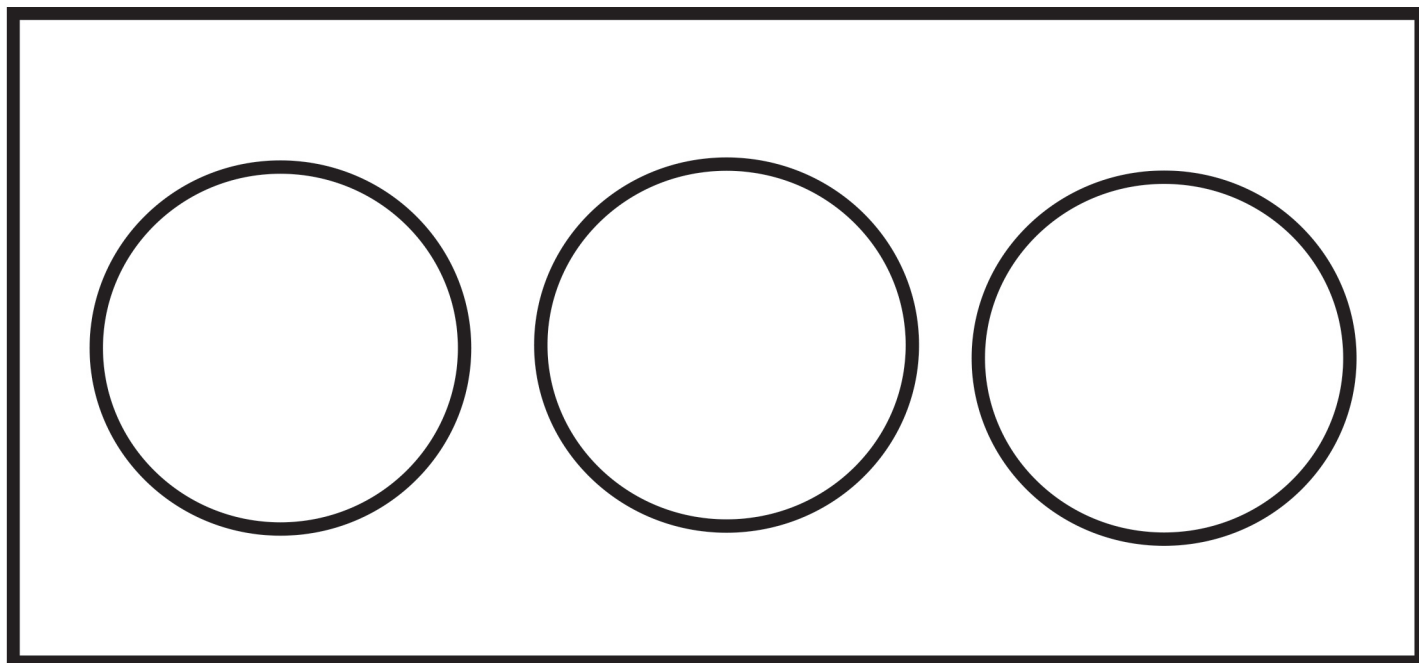


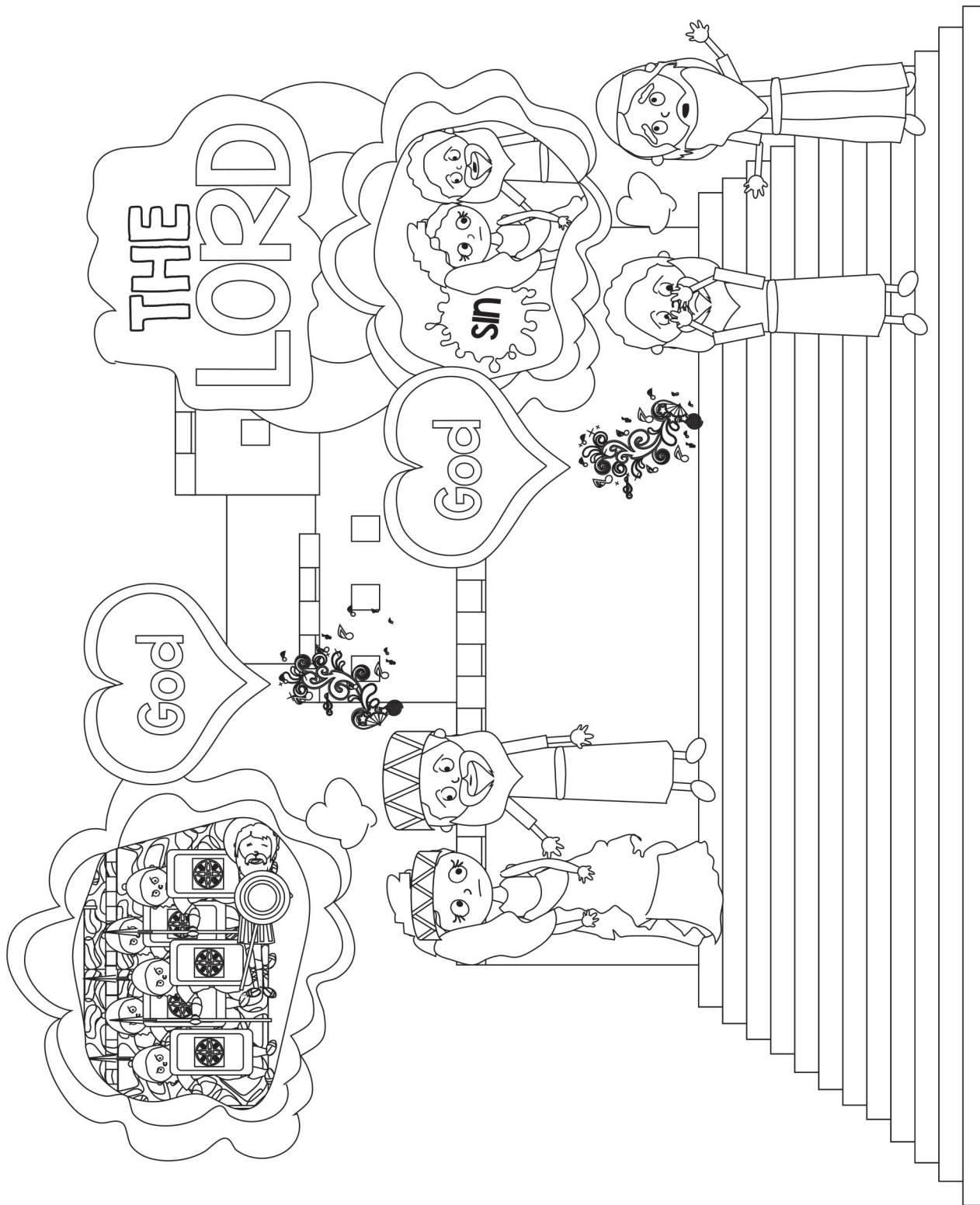
**God's Love for His People
Is More than...**



They Could Ever Deserve!

Stop Light "Cover"






Our Big Question is: "What Is God's Love for His People Like?" We've learned that "It's More than They Could Ever Deserve...God Will Never Stop Loving His People!" David knew the LORD's unstoppable love and so can we! How? By turning away from our sins and trusting in Jesus as our Savior. This is how we become God's dearly-loved people forever!

The Case of the One Who Would Not Stop Jigsaw Puzzle Page

1 & 2 Samuel, Psalms 16, 23

Make copies of picture and cut out into an appropriate number of pieces for your children. Or, you can print out color versions of this puzzle by downloading it from praisefactory.org.

Our Big Question is: "What Is God's Love for His People Like?" We've learned that "It's More than They Could Ever Deserve...God Will Never Stop Loving His People!" David knew the LORD's unstoppable love and so can we! How? By turning away from our sins and trusting in Jesus as our Savior. This is how we become God's dearly-loved people forever!



DEEP DOWN DETECTIVES

Curriculum Resources



**Appendix D:
Just for Fun
Activities**

Just-For-Fun Activities

The following are activities that you can incorporate into your free play time. While the activities, themselves, are just-for-fun, you can make them rich times of relationship building, and even use it as an opportunity to discuss what is being taught during Circle Time. Don't over do it, but you can use the Deep Down Detectives Discussion Sheet for question ideas.

Gluing and Sticking

Just for Fun Arts and Crafts

Directions

Teacher cuts out or draws a basic shape or shapes related to concept or story on cardstock or construction paper for children to stick stickers on or glue fabric or paper scraps (tissue, gift wrap paper, construction paper, etc), beans, popcorn, buttons, cotton balls, foam shapes etc. onto. Use glue sticks rather than craft glue for these crafts. Cut fabric/paper scraps fairly large—about 1" or so.

Print-Making

Just for Fun Arts and Crafts

Directions

Children will make designs on a plain piece of construction paper or one with a simple shape drawn on it, using tempera paint (with a little dish soap added to it to make clean up easier) and any number of objects. Objects suggested in this curriculum: marbles, duplos, sponge shapes, empty thread spools, blocks with rick-rack glue-gunned to the bottom of them, cars and trucks, bubble wrap and cork.

Necklaces

Just for Fun Arts and Crafts

Directions

These are made with hollow pasta shapes and hole-punched shapes related to the story/concept. Children can string these onto a piece of yarn or string and have you tie the ends together when they are done.

Coloring (Really Scribbling)

Just for Fun Arts and Crafts

Directions

Children will use crayons or washable markers to draw on construction paper. If desired, the teacher can draw a picture or shapes related to the story on the paper for children to scribble on.

Puzzles

Just for Fun Arts and Crafts

Directions

A simple picture related to the story or concept is printed out onto cardstock and cut into a puzzle of 4 to 10 pieces. This can be done by enlarging one or a number of the people/objects from the story, in a Word, Power-point or other program to the desired size, then printing out onto cardstock. Children can "color" in the picture, then you can cut it out for them into as many pieces as is fitting for the child.

Craft Dough

Just for Fun Arts and Crafts

Directions

Provide purchased or homemade play dough (recipe provided) along with various “tools” such as plastic knives (without teeth), small jar lids, keys, garlic presses, little rolling pins, plastic cookie cutters, etc.

Homemade Play Dough Recipe

2 cups flour
1 cup salt
4 tsp cream of tartar
2 tbsp oil
2 cups water

Combine the flour, salt and cream of tartar. Mix well. In a large pot, combine the oil and the water. Add food coloring, if desired. Add flour mixture to the pot, stirring as you add. Heat mixture over medium heat, stirring constantly. Continue to stir until mixture forms ball and pulls away from the sides of the pot. Remove ball and knead on plain surface (not floured) until the texture becomes like play-dough. Store dough in an airtight plastic container. Keeps about 3 months. Makes about 5 cups. Allow at least a ½ cup per child.

Sandpaper Shapes and Patterns

Just for Fun Arts and Crafts

Directions

Use a glue gun to glue full 8 ½” by 11” sheets of sandpaper to foam board or sturdy cardboard cut the same size. Give the children yarn pieces of various lengths, 4” to 12” long. Let them stick the yarn onto the sandpaper and make designs and pictures with them.

Dance Ribbons

Just for Fun Games

Supplies

3 4’ ribbons per child
1 plastic shower curtain ring per child
CD player
CD of music

Preparing the Activity

1. Tie three 4’ ribbons to a plastic shower curtain ring.

Directions

1. Give them to the children to run around with. Have music for them to dance to as they twirl their ribbons. If desired, you could have them sing the Big Question/Bible verse song.

Match the Shape with Objects

Just for Fun Games

Supplies

Common objects such as keys, cookie cutters, spoons, unsharpened pencils, etc.

Cardstock

Permanent marker

Shoe box

Preparing the Activity

1. Trace around common objects such as keys, cookie cutters, spoons, unsharpened pencils, etc., each on a separate piece of cardstock.
2. Put these and the objects in a shoe box.

Directions

Have the children take out the cardstock outlines and the shapes and match them up.

Match the Shape with Blocks

Just for Fun Games

Supplies

Shoe box

Different shape blocks

Duct tape

Preparing the Game

1. Cut the outline of different blocks from a child's building block set in the top of a sturdy shoe box.
2. Use duct tape to tape down one long side, making a hinge for the lid.

Directions

1. Have the children put the right shape block into the box through the hole of the same shape.

Ball 'n' Tube

Just for Fun Games

Supplies

Have the children match the block shapes and insert them into the shoe box.

Materials

4-6' length of PVC pipe with a 2"-3" diameter opening, found very inexpensively at home improvement stores

Various sizes of balls that will fit through the diameter of the PVC pipe

Playing the Game

1. Have the children take turns putting the ball down one end and watching it roll out the other.

Bowling

Just for Fun Games

Supplies

6 or so empty 2-liter soda bottles

A soft, foam ball

Optional: sand or beans, packing/duct tape

Preparing the Game

If desired, put sand or beans in all/some of the bottles. Seal with tape.

Directions

Line up empty 2 liter soda bottles and have the children try to knock them down by rolling a ball into them.

Color Sort

Just for Fun Games

Supplies

Various single colored objects, such as pom-poms, foam shapes, beads, etc. (Be careful to choose objects of a non-swallowable size)

1 Large container that fits all the objects in it at once

Smaller containers, one per color

Construction paper or markers

Preparing the Activity

1. Put all the objects in the large container. Mix up.

2. Put a piece of construction paper/paper colored with marker on the outside of each of the small containers that matches the color object to go in it.

Directions

Have the children separate out all the colored items into their proper container.

Pattern Post Office

Just for Fun Games

Supplies

Various scraps of gift wrap paper or other colorful paper

Glue stick

Cardstock or cereal box

Shoe Box

Preparing the Activity

1. Cut out envelope-sized pieces of gift wrap paper (or scrap booking paper) and glue them onto cardstock of the same size.

2. Have a shoe box with a letter slit cut in the top for each of the different paper types.

3. Glue a piece of the designated gift wrap paper for each particular box on top of the box.

Directions

Have the children sort through the “mail” and put them in their right mail slot.

More Ideas for Activity Centers

Dress-up Clothes
Hats and Crowns
Simple Wooden Puzzles
Duplos
Blocks and Cardboard bricks
Peg Sets*
Magnet Sets (especially “Tall Stacks”)*
(Large) Beads and Threading Laces
Small plastic people, animals, and vehicles*
Lacing cards
Housekeeping sets
Doctor’s and nurse’s sets
Tool sets
Simple Matching games
Dolls
Train sets
Sand or Rice Center with containers
Magnifying glasses and objects*
Shape and Color Sorters
Ring Stackers
Pull toys
Hammer and Peg sets
Tap a Tune pianos
Balls, everything from nerf balls to beach balls*

Great Idea Books

for homemade activity centers

The Wiggle & Giggle Busy Book: 365 Fun, Physical Activities for Your Toddler and Preschooler,
Trish Kuffner and Megan McGinnis
The Toddler’s Busy Book, Trish Kuffner
Arts and Crafts Busy Book
The First Three Years of Life, Burton L. White
Creative Resources for Infants and Toddlers, Judy Herr and Terri Swim

Websites

Just for Fun Games for ordering activity centers activities and materials

christianbook.com
amazon.com
toysrus.com
growingtreetoys.com
orientaltrading.com

DEEP DOWN DETECTIVES

Curriculum Resources



**Appendix E:
Curriculum Resources
to Make or Buy**

Big Question Box/Briefcase

What You Want

The Big Question Briefcase is a briefcase or other container with these characteristics:

- Ideally, this should be around 17" x 12", but needs to be at least big enough to fit a 8 ½" x 11" sheets of paper inside it.
- Have various pockets to put these sheets in
- Is attractive or curious looking to preschoolers
- Not necessary, but extremely fun, if it has a combination lock

Finding a Briefcase:

You can certainly buy one new, but you always may find a used one at a thrift shop. Or, someone may have one they want to donate. We use one that stores valuables in it and is the 17" x 12" size. Very durable and has the lock feature that the kids love.

You also can move away from the briefcase idea and use a little trunk or other box for your substitute briefcase. Just change the name to the Big Question Box, if you use a box instead. A boot box or the cardboard box that 10 reams of copy paper comes in is a great size, if you are using a box.

If you use a box, but want a lock-like feature, that's easy to do. Simply cut "straps" out of felt or vinyl and glue in place to the top and bottom sides of the box on one side, with the top strap overlapping the bottom straps. Add velcro to the top and bottom pieces so that they meet and fasten. Make back "hinges" for the box with the felt/vinyl straps, too. Or, you can simply add a belt around the box that has to be unfastened before the box can be opened.

Here are some suggestions for decorating a box or even the outside of your briefcase to make it appealing.

Supplies

Your box/briefcase
Plain white contact paper or white cardstock
Colorful wrapping paper
Glitter glue
Markers
Sequins, fake jewels, buttons, rick rack, etc.
Other decorating supplies
Stickers
Glue
Clear packing tape

Directions

1. If you are using a box that has wording on it, you will first need to make plain surfaces for decorating and a hinge for the lid. Stick the white contact paper or white cardstock to each side of the box. On the other hand, you can also use colorful wrapping paper. Then, make a lid by sticking the clear packing tape along one long side of the box, attaching the lid to the box.

2. Use the craft decorating supplies to decorate the box. If desired, you can put a big question mark on top of the box, but remember that you are working with two and three year olds: the question mark symbol is not very meaningful to them yet.

Making a Flannelgraph Storyboard **for use in story-telling and in playing the story review games**

While you may decide to use sticky tac and stick your storyboard pictures to a white board, it is very easy to make a flannelgraph board. The advantage to the flannelgraph board is that the pictures stick very easily and there is no messing with the sticky-tac.

Supplies

Large Format Pictures Board: AT LEAST a 36" x 48" foamboard or corkboard (We actually use a far bigger canvas and attach it to the wall) A science project board with the two sides that fold out makes a good 36" x 48" board.

OR, Small Format Pictures Board: AT LEAST a 24" x 36" (to 36" x 48)" board

Large piece of neutral-colored felt to cover your board with extra to overlap over to the back, if desired.

Glue gun and glue sticks

Directions

1. Center felt on front side of board. Turn over. Secure in place with glue.

Making Durable Storyboard Pictures or Story Scenes **for use in story-telling and in playing the story review games**

Whether you purchase the Deep Down Detectives storyboard pictures from Amazon or print them off the website (included in the Deep Down Detectives Visual Aids book), you will want to find some way to make them more durable. They are used not only as a part of telling the story, but are integral in the story review games. Here's how we make ours durable enough to be used over and over again. **See note below for other simpler options for using these pictures.**

Supplies

Deep Down Detectives Visual Aids book (purchased or downloaded)

White cardstock or printer paper (if downloading pictures)

Sticky-back velcro, circles or cut pieces; or sticky tac putty

Laminator or Self-laminating sheets

Sturdy Sheet Protectors, preferably the "Secure Top" kind, like offered by Avery

Flannelgraph pictures for the Bible stories found at www.praisefactory.org with each unit's resources.

Directions

1. Purchase from Amazon or download and print out the storyboard figures.

2. Cut out flannelgraph figures.

3. Laminate the figures.

Special tip: When laminating the big background pictures that are two (and sometimes even three or four) pieces put together, leave a small gap between the two pieces before laminating together. This small space acts like a hinge and allows you to fold up pictures without hurting them into a manilla envelope that fits 8.5" x 11" sheets of paper along with all of the smaller, regular-sized storyboard pictures.

4. If using a flannelgraph board: Stick a piece of sticky backed velcro (ROUGH SIDE) onto the back of each figure. If using sticky tack and whiteboard: simply stick a small amount of sticky tack on the back of a picture when using it. Remove and store sticky tack in airtight container.

Note: Instead of using all of the pictures as separate flannelgraph pieces, you can choose to use only a few (helpful to have 10 for the story review game); you can clump them onto posterboard and make them into picture scenes; or, you can simply use the Storyboard Picture Guide as a single picture. At praisefactory.org, go to DDD Bits and Pieces for a 22" x 28" poster size jpg of this picture guide if you want to create a large version.

The Deep Down Detectives “Bible” Folder

This is a homemade folder that looks (kinda) like the cover of a Bible. You will use this to put the Bible verse, the Bible Story and storyboard pictures to help make the point that the truths you are teaching them come from the Bible.

Supplies

1 piece of 22" x 28" posterboard (white is fine. Green or brown is nice)

Glue

Stapler and staples or packing tape

The Bible Cover pictures (see online with resources for this unit or from the back of each Deep Down Detectives Visual Aids book.)

NOTE: The Bible Cover pictures included in the Deep Down Detectives Visual Aids books cannot be created larger than 8.5" x 11". That means that they will be under-sized for a Bible Folder of the dimensions you are making. However, you can go online to the Deep Down Detectives curriculum and there is a pdf of a bigger version of these covers that will actually fit the size of this Deep Down Detectives “Bible” Folder.

Directions

1. Lay out poster board with long side along the bottom.
2. Fold in 2" on each side.
3. Take packing tape and tape the folded in 2" flaps to the main section of the posterboard, all the way down.
3. Fold up 8 1/2" on the bottom of the poster board.
4. Use packing tape to tape this flap in place, all the way down.
5. Take scissors and snip through the tape where the flap is attached to the folder. This will give you a bit more room in the folder.
6. Fold the poster board in the middle to make the center fold.
7. Cut out the Bible Cover Pictures. If possible, laminate these. They will last longer.
- 8.. Glue the two cover pieces to the outside of the folder.

