

DEEP DOWN DETECTIVES



Unit 6

Small Format Visual Aids, ESV

God, the Just and Merciful

(with Small Format Storyboard Pictures)



Curriculum for preschool and elementary age children,
training tools, music and other resources
are available for download or to order at:
www.praisefactory.org

© 2018 Praise Factory Media all rights reserved. May be reproduced by licensed user for classroom purposes only.

This and many other resources are available online at www.praisefactory.org

Scripture quotations marked (NIV) are taken from the Holy Bible, New International Version®, NIV®. Copyright © 1973, 1978, 1984 by Biblica, Inc.™ Used by permission of Zondervan. All rights reserved worldwide.www.zondervan.com

Scripture quotations marked (ESV) are from The Holy Bible, English Standard Version® (ESV®), copyright © 2001 by Crossway, a publishing ministry of Good News Publishers. Used by permission. All rights reserved.

Scripture quotations marked HCSB are taken from the Holman Christian Standard Bible®, Copyright © 1999, 2000, 2002, 2003, 2009 by Holman Bible Publishers. Used by permission. Holman Christian Standard Bible®, Holman CSB®, and HCSB® are federally registered trademarks of Holman Bible Publishers.

Table of Contents

About the Deep Down Detectives Visual Aids	5
Unit 6: God, the Just and Merciful	
How Did Bad Things Come to God's Good World?	
Bad Things Came through Sin!	
Bible Truth 1: When Adam and Eve Chose to Disobey God	7
Story	9
Big Question and Answer Sign	15
Unit 6 All Bible Truths Sign	17
Bible Truth 1 Concept Sign	19
Bible Verse Sign	21
Detective Dan's Listening Assignment #1	23
Detective Dan's Listening Assignment #2	25
Detective Dan's Listening Assignment #3	27
Storyboard Pictures	35
Bible Truth 2: When Sin Spread to the Whole World	63
Story	65
Big Question and Answer Sign	73
Unit 6 All Bible Truths Sign	75
Bible Truth 2 Concept Sign	77
Bible Verse Sign	79
Detective Dan's Listening Assignment #1	81
Detective Dan's Listening Assignment #2	83
Detective Dan's Listening Assignment #3	85
Storyboard Pictures	93
Other Visual Aids	147
Making a Big Question Box/Briefcase	148
Making a Flannelgraph Storyboard	149
Making Durable Storyboard Pictures	149
Making the Deep Down Detectives Bible Folder	150
Deep Down Detectives Bible Folder Picture Front Cover	151
Deep Down Detectives Bible Folder Picture Back Cover	153

About Deep Down Detectives Visual Aids

How Are They Used?



The Deep Down Detectives Visual Aids are a companion resource to be used alongside the Deep Down Detectives Core Curriculum book for each unit. These colorful pictures are used in presenting the key concepts, telling the Bible stories, and, in playing the Bible Story Review games.


What Do They Include?



There are six, different resources included in this book:

- 1. Key Concept Visual Aids**-- colorful signs of the Big Question and Answer, the Bible Truths taught in each unit, the Bible verses, and the Listening Assignments used with the curriculum for each Bible Truth taught in the unit.
- 2. The Storyboard Picture Key**--a who's who of the pictures in thumbnail size.
- 3. Storyboard Suggested Picture Placement** page--how you can place your pictures up on your storyboard that works well with the story.
- 4. The Storyboard Pictures, themselves.** Notice that each picture is identified on the back for easy reference.
- 5. Directions** for how to make a homemade flannelgraph storyboard and sturdy storyboard pictures.
- 6. Directions** for making the Deep Down Detectives "Bible" Folder and the **back/front images** to paste in place when making it. (Larger back/front images are found online with the curriculum.)

Ready, Set, Rip It Out!



This book is meant to be ripped up and made into your visual aid. The key concept signs can be cut out and laminated or slipped into sheet protectors. Cut out around the storyboard images and ideally, laminate these. Some of the biggest pictures actually need to be stuck together, before laminating.

Store It!



Deep Down Detectives is a curriculum that can be used over and over. Store your visual aids and storyboard pictures after using them and they will serve you for many years. We store ours in manilla envelopes and then put them (along with all the rest of the curriculum) in magazine files, labeled by unit. If you have multiple classes using the curriculum, store each set of resources in separate manilla envelopes. This will make prep much simpler, second time around.

Replacement Storyboard Pictures



You can always purchase this book again or simply go online to the praisefactory.org website (Deep Down Detectives section) and print out any pictures that go missing.

DEEP DOWN DETECTIVES



Visual Aids

Unit 6,

Bible Truth 1

About the Deep Down Detectives Visual Aids

How Are They Used?



The Deep Down Detectives Visual Aids book is a companion resource to be used alongside the Deep Down Detectives Core Curriculum book for each unit. These colorful pictures are used in presenting the key concepts; telling the Bible stories; and, in playing the Bible Story Review games.

What Do They Include?



There are five, different resources included in this book:

1. Key Concept Visual Aids-- colorful signs of the Big Question and Answer, the Bible Truth, the Bible verse, and the Listening Assignments to use with the 3 lessons for each Bible Truth.

2. The Storyboard Picture Key--a who's who of the pictures in thumbnail size. Some pictures are labeled "BG." These are your background pictures that you put on the storyboard before telling the story. The rest of the pictures are labeled "SB." These are pictures you put up on the storyboard as you tell the story.


3. Storyboard Suggested Picture Placement page--where to place the pictures on your storyboard.

4. The pictures, themselves. Notice that each picture is identified and numbered on the back for easy reference. The numbers correspond to the numbers in the Picture Placement Key and in the actually story script (found in the Core Curriculum book.)

5. Directions for making the Deep Down Detectives "Bible" Folder and the **back/front images** to paste in place when making it. (Larger back/front images are found online with the curriculum.)

Directions for how to make a homemade flannelgraph storyboard and sturdy storyboard pictures are found in **Appendix E in the Core Curriculum book.**

Ready, Set, Rip It Out!



This book is meant to be ripped up and made into your visual aids. The key concept signs can be cut out and laminated or slipped into sheet protectors. Cut out around the storyboard images and ideally, laminate these. Some of the biggest pictures actually need to be stuck together, before laminating.

Store It!



Deep Down Detectives is a curriculum that can be used over and over. Store your visual aids and storyboard pictures after using them and they will serve you for many years. We store ours in manilla envelopes and then put them (along with all the rest of the curriculum) in magazine files, labeled by Bible Truth. If you have multiple classes using the curriculum, store each set of resources in separate manilla envelopes. This will make prep much simpler, second time around.

Replacement Storyboard Pictures



You can always purchase this book again or simply go online and print out any pictures that go missing.

Two Sizes of Storyboard Pictures



There are two sizes of storyboard pictures to choose from: the standard, large format pictures; or, the smaller format pictures. The larger pictures are best for a big classroom and a storyboard that is at least 36" x 48." (We actually make a whole section of a wall into a felt storyboard!) The small format pictures are created to fit smaller storyboards--in the 24" x 36" to 36" by 48" range. They are most useful in the smaller class or for use at home.

The Case of the Terrible, Terrible Day

Genesis 2,3



of BQB

Story-telling Tips

Ahead of time:

1. Read the Bible verses and story. Pray!
2. Choose story action cues and/or prepare storyboard figures, if using. (Included in Visual Aids book)
3. Practice telling story with the storyboard pictures, timing your presentation. Shorten, if necessary.

During your presentation:

1. Maintain as much eye contact as possible as you tell the story.
2. Put up storyboard figures/add story action cues as you tell the story. Allow the children to help you put them on the board, if desired.
3. Include the children in your story with a few questions about what they think will happen or words/concepts that might be new to them.
4. Watch the kids for signs that their attention span has been reached. Shorten, if necessary.

INTRODUCTION/ LISTENING ASSIGNMENTS

"Our story is called: The Case of the Terrible, Terrible Day. Here is your listening assignment." Read from Detective Dan's Listening Assignment signs, but questions are summarized below:

Detective Dan's Lesson #1 Listening Assignment:

I need to know:

- 1. What happened to Adam and Eve on the Terrible, Terrible Day?**
- 2. What did God promise to do to help them (and all of us)?**

Detective Dan's Lesson #2 Listening Assignment:

Our Bible Verse is Genesis 2:16; 3:6,7,17,19, NIV 1984

"The LORD God commanded the man, 'You are free to eat from any tree in the garden; but...you must not eat from the tree of the knowledge of good and evil, for when you eat of it... you will surely die.' ... [Eve] too some [fruit] and ate it. She also gave some to her husband, who was with her, and he ate it. Then the eyes of them both were opened... 'Because you... ate from the tree, you must not eat, cursed is the ground because of you... By the sweat of the brow you will eat until you return to the ground.'"

I need to know:

- 1. What were Adam and Eve tempted to do? What happened when they gave into temptation?**
- 2. What did God promise to do to help them (and all of us)?**

Detective Dan's Lesson #3 Listening Assignment:

I found six clues, but two of them are **NOT** in the story.

They are: a serpent; a tree; a spaceship; a Savior; a cookie; and a grave.

Hold each of them up for the children to see as you identify them.

I need to know:

- 1. Which four belong in the story and which two don't?**
- 2. Who needed to ask God to forgive their sins and save them?**

Read the assignment questions, THEN SAY,

"Ok, Deep Down Detectives! Put on your best listening ears and see if you can hear the answers to Detective Dan's questions. When I finish telling the story, we will see if we can answer all the questions."

Read the Bible Truth story, answer questions, present the gospel and lead in prayer.

Answers to questions; the gospel; and, ACTS prayer are included with the story text.

The Case of the Terrible, Terrible Day*Genesis 2,3*

Story with lines separating paragraphs (text in bold, optional interaction cues in italics) Numbers correspond to storyboard pictures and placement upon the storyboard. Always feel free to use less pictures, if it's best for your kids. Simply black out the numbers next to pictures you do not plan to use. All pictures are found in the Visual Aids book. Put BG (background) pictures on storyboard ahead of time. SB pictures (listed below in story text) are added to board as you tell the story. These numbers are also found on the back of each picture.

Tip: Stack pictures in numerical order before telling story for easy use. Use sticky-back velcro to attach pictures to storyboard felt. Use sticky-tac putty to stick a picture on top of another picture.

The LORD God made a special home for Adam and Eve, the people He had created. Was it a tepee? Was it a tent? Was it a big, brick mansion?

What do you think?

No, it was none of those kinds of homes. This home was (SB1) a garden: the Garden of Eden. Eden was a very special place. So special, that there has never been another place like it on earth. It was very beautiful. It was filled with many kinds of plants and trees. A river flowed through it and watered all of the beautiful plants and trees. But it was (SB2) the Perfect Wonderfulness of God's love for Adam and Eve, and, Adam and Eve's love for God and each other, that made this home unlike any other, and better than them all!

Eden was a lovely place to live with all of those plants and trees. But the trees were more than just lovely to look at. They were covered in deliciousness. Can you guess what God made grow on the trees?

Can you guess?

(SB3) They were covered with yummy fruit! Bunches of fruit, fat, ripe, and juicy, hung from the tree branches. "Feel free to eat from any of these trees. I have put them here for you to enjoy and eat!" God told Adam and Eve.

And eat, Adam and Eve did! They could walk along in the garden and pluck the fruit. Their mouths would be filled with delicious sweetness and juice would drip down their chins. Yum! Yum! Yum!

Besides all these fruit trees for eating, God (SB4) put two other trees in the garden, too.

These trees were not like the other trees. One was called the Tree of Life. Through it, God offered people life that went on and on and on. The other one was the Tree of Knowing Good and Evil.

God warned Adam and Eve about this second tree. "Do NOT eat from the Tree of Knowing Good and Evil," He told them. "(SB5) Live My good way and you will forever enjoy the Perfect Wonderfulness of life with Me and with each other in this beautiful world I've made. But if you turn away from My good way and eat from this one tree, you will surely die," He promised them.

Oh, no! Adam and Eve did NOT want to die! They did NOT want to lose the special closeness they had with God. They did not want to lose the life God had given them with Him and each other in this beautiful, new world. No, they would NOT eat from that Tree. They would live within the good laws God had given them. God loved them and He knew what was best for them! They trusted Him.

So, for a while, the Perfect Wonderfulness of God's beautiful world remained. (SB6) Adam and Eve enjoyed eating from the many trees in the Garden of Eden. And, they stayed away from these two special trees God had put in the middle... especially that Tree of Knowing Good and Evil.

But then one day, something terrible happened. (SB7) God's enemy, Satan, came. Satan (SB8) hated God and His good plan for the world. He decided to trick Adam and Eve into disobeying God. He wanted to break God's good plan. He wanted to hurt the people whom God loved.

Story with lines separating paragraphs (text in bold, optional interaction cues in italics)

Satan decided to use (SB9, SB10) the serpent, one of God's creatures, to trick Adam and Eve into disobeying God. The serpent went to Adam and Eve, and Satan did his talking through him: "Did God say, 'You can't eat the fruit from ANY tree in the garden?' he asked Eve.

"We may eat the fruit of the trees in the garden," Eve told him, "But God said, 'Don't eat from the fruit of the tree in the middle of the garden. We shouldn't even touch it! Or we will die.'"

Now Satan lied to Eve. "You will not die. For God knows that when you eat that fruit you will start to know as much as He knows. He knows you will be like Him, knowing good and bad," he told her.

Eve listened to what Satan said. He made it seem like (SB11) God was keeping something good from them. She liked to think she might be like God. That sounded better than just being a human. Maybe living within God's laws wasn't really so good after all. Maybe God hadn't given them Perfect Wonderfulness. Maybe He was keeping it from them! Should she keep trusting God?

Eve was tempted to believe what Satan said and disobey God. Run away, Eve, run away! Don't give in!

But DID Eve run away? DID she turn to Adam or to God for help?

What do you think she did?

Eve did NOT run away. She did NOT turn to Adam or to God for help. Instead, she went up to that tree and looked carefully at the fruit on the tree. 'It looks so beautiful and so yummy!' she thought. 'And best of all, it will make me wise like God!'

(SB12) Eve reached out and took some of the tree's fruit. She held it and then, she ate it. Then she held some out to Adam to eat. Run away, Adam! Don't eat it! What do you think Adam did?

What do you think?

Adam (SB13) did the same thing Eve had done. He took the fruit and ate it, too.

Satan's trick had worked! Adam and Eve had disobeyed God. Now, their wonderful, special closeness with God was broken. Now, they would die!

Sad changes happened in Adam and Eve as soon as they sinned. (SB14) They sewed tree leaves together to cover up their bare bodies. They wanted to hide from each other. They wanted to hide from God, too. When they heard Him coming to see them, (SB15) they hid among the trees. Could they keep God from seeing them?

What do you think?

No one can hide from God. He knows and sees everything. God knew exactly what had happened. "Where are you?" He asked Adam.

Adam answered God from his hiding place: "I heard you coming and hid from You. I was afraid for You to see me without clothes," Adam said.

God made Adam and Eve tell what had happened. They made excuses. They blamed others. But there was no denying the truth. (SB16) The serpent had helped Satan trick them; but, they had chosen to disobey God and eat the fruit. Sin had come into God's good world. Now, many other sad and bad things would come, too.

Story with lines separating paragraphs (text in bold, optional interaction cues in italics)

God (SB17) gave out sad punishments to the serpent and to Adam and Eve. They had all gone against His good ways. Sin had come into God's good world. Now they all faced the consequences.

"(SB18) Serpent, I am changing what you look like," God told him. "Now you will slither along the ground on your belly the rest of your life, as the lowest of creatures. I want you to be ashamed of what you have done."

God told Eve the sad consequences of her sin, too: "Eve, having children will hurt now. You will have a hard time being happy obeying your husband."

Last of all, God gave Adam his consequences: "Adam, you will have to grow your own food now, and weeds will ruin your crops. You will have to work really hard," God told him. "You won't get to live here in the Garden anymore. You won't get to eat from the Tree of Life. Now you, and Eve, and your children after you will suffer sickness. You will grow old, and your bodies will die. Worst of all, you and Eve can't have wonderful, special closeness with Me like before. You must leave the garden and My special presence."

What a terrible day that was! The punishments God gave them were really hard, but Adam and Eve knew they deserved these sad consequences. God was good and His punishments were just.

But God was merciful that day, too. He gave them something better than they deserved. (SB19) He made them a promise. He gave them HOPE. One day, He would send a Savior. He would be one of their sons. He would put an end to Satan, once and for all. Adam and Eve believed God's promise and trusted in Him. They looked forward to the day when this son would come and crush their enemy.

God didn't tell Adam and Eve the name of this Savior who would crush Satan, but I bet you know His name.

Can you tell me His name?

It's Jesus! And at just the right time, many, many years later, (SB20) Jesus was born. And while He was a son of Adam and Eve, born by His mother, Mary, Jesus was also GOD'S SON, too. (SB21) Jesus grew up to be a man and He taught about God and did amazing things. Like Adam and Eve, Satan came to tempt Him to disobey God; but UNLIKE them, (SB22) Jesus did NOT sin! Instead, He lived a perfect life, then He gave it up on the cross. (SB23) He suffered and died there as the perfect payment for the sins of all who trust in Him as their Savior. He took the punishment they deserved for their sins, so they wouldn't have to.

(SB24) Jesus died and was buried in a cave-grave that sad day. Oh, no! The Savior was DEAD? Was He really any different from Adam and Eve?

What do you think?

Oh, yes, He was! For on the third day, (SB25) Jesus rose up from the dead, never to die again. He had beaten sin and death for all who put their trust in Him!

Jesus (SB26) went up to heaven in victory. From there, He is still helping God's people. He sends the Holy Spirit to live in their hearts. He prays for them. And, He is at work, completing all of God's great plans.

And on that wonderful day, when God's plans are completed, (SB27) Jesus will come back again. He will put an end to Satan forever. Satan will be crushed, just as God promised! Then, God (SB28) will make a beautiful, new world, (SB29) with no sin in it, for His people to live in with Him forever. It will be even better than the beautiful garden, in that perfect world, Adam and Eve enjoyed long ago. And this time, the (SB30) Perfect Wonderfulness will last forever. We can be God's people and be there, too, if we turn away from our sins and trust in Jesus as our Savior. Ask God to help you. He loves to do this!

Cracking the Case: (story wrap-up for Listening Assignments)

It's time to see how we did with our Listening Assignment.

Detective Dan's Lesson 1 Listening Assignment:

1. What happened to Adam and Eve on the Terrible, Terrible Day? They disobeyed God and lost the perfect life and fellowship with God that He had given them.

2. What did God promise to do to help them (and all of us)? To send a Son to crush the enemy and save them.

For You and Me:

Adam and Eve did not know the name of the Savior God would send, but we do! It's Jesus! He came at just the right time to crush Satan and make the way for us to be saved from our sins. He can be our Savior, too, when we turn away from our sins and trust in Him as our Savior. Ask Him to help you! He loves to do this!

Detective Dan's Lesson 2 Listening Assignment:**Our Bible Verse is Genesis 2:16; 3:6,7,17,19**

"The LORD God commanded the man, 'You are free to eat from any tree in the garden; but...you must not eat from the tree of the knowledge of good and evil, for when you eat of it... you will surely die.' ... [Eve] too some [fruit] and ate it. She also gave some to her husband, who was with her, and he ate it. Then the eyes of them both were opened... 'Because you... ate from the tree, you must not eat, cursed is the ground because of you... By the sweat of the brow you will eat until you return to the ground.'"

I need to find out:

1. What were Adam and Eve tempted to do? What happened when they gave into temptation? They were tempted to disobey God and eat the fruit of the Tree of Knowing Good and Evil. They lost their perfect friendship and life with God when they disobeyed Him. This is how sin and bad things came into God's good world.

2. What did God promise to do to help them (and all of us)? To send a Son to crush the enemy and save them.

For You and Me

Adam and Eve did not know the name of the Savior God would send, but we do! It's Jesus! He came at just the right time to crush Satan and make the way for us to be saved from our sins. He can be our Savior, too, when we turn away from our sins and trust in Him as our Savior. Ask Him to help you! He loves to do this!

Detective Dan's Lesson 3 Listening Assignment:

Our six clues were: a serpent; a tree; a spaceship; a Savior; a cookie; and a grave.

1. Which four belong in our story?

The serpent, tree, Savior and grave belong.

2. Who needed to ask God to forgive their sins and save them? Adam and Eve did.

For You and Me:

Adam and Eve were not the only people who chose to disobey God and His good ways. We all have! We need a Savior, just as much as they do. Jesus can be our Savior, too, when we turn away from our sins and trust in Him as our Savior. Ask Him to help you! He loves to do this!

The Gospel (story wrap-up if NOT using Listening Assignments)**Our Bible Truth is:****How Did Bad Things Come to God's Good World?****Bad Things Came through Sin...****When Adam and Eve Chose to Disobey God!**

What a terrible thing happened when Adam and Eve sinned! How sad and lonely they were when they lost that special closeness they had with God! But how kind God was to them in promising to send them Jesus to save them from their sins one day! Jesus came and took the punishment for the sins of God's people when He suffered and died on the cross. On Day Three, Jesus rose from the dead in victory. Now, all who turn away from their sins and trust in Jesus as their Savior can be saved and get to be God's people. They deserved God's punishment, but through Jesus, their sins are forgiven. God gives them new hearts, to know and love Him. And best yet, God promises to bring them home to live with Him forever. If we turn away from our sins and trust in Jesus, God will do all of this for us, too. Ask Him to help you! He loves to answer this prayer!

Close in prayer.

Closing ACTS Prayer

- A** We praise You, God, for being holy and just. You hate sin and are fair to punish us for how we have disobeyed You and Your good laws.
- C** Adam and Eve chose to disobey Your good laws, long ago. We have chosen to disobey You many times, too. We want to say sorry to You for choosing to disobey You and ask that You would forgive us.
- T** Thank You, God, for sending Jesus to save us when we should only get punishment for disobeying You. You. Thank You for promising to forgive the sins of all who turn away from disobeying You and trust in Jesus as their Savior.
- S** When we are tempted to sin, help us to choose to obey You. Work in our hearts. Help us to turn away from disobeying You and trust in Jesus as our Savior. Save us from Your punishment for sins. We want to get to love You and enjoy You forever.

In Jesus' name we pray, Amen.

Go to Lesson Plan, p.9 for the script to the rest of the lesson.



**How did bad things come to
God's good world?**



ANSWER:

Bad things came through sin!

VISUAL
AID

#1

take out



of BQB

The Big Question

Hold up the Big Question sign for all the children to see, and say:

The Big Question we are investigating today is
Big Question Number 6:

How Did Bad Things Come to God's Good World?

and the Answer is:
Bad Things Came through Sin!

Meaning:

When God created the world in the beginning, He created all things good; but, now there are many bad and sad things in God's good world. All these bad things came through sin when people disobeyed God. How good it is that God sent Jesus to be our Savior! He can forgive our sins and make us God's people!

Let's sing our Big Question Song:"

Big Q & A 6 Song

*DDDESV Songs 6, track 12
(adapted version of "Frere Jacques")*

How did bad things,
How did bad things,
Come to God's good world?
Bad things came through sin,
Bad things came through sin,
That's how bad things came,
That's how bad things came.

BIG QUESTION 6: Two truths about how bad things came

1.



2.



Visual Aid
#2
Big Question
#2 of BQB

This Unit's Bible Truths

"Bad things Came through Sin" is a good beginning, but there's so more to learn. So it's time for us to dig down even deeper for more answers to our Big Question about God. We're going to be learning TWO Bible truths about how sin came into the world and what happened when it did.

Who would like to hand me the picture with our two Bible truths on it? It's in the Big Question Box/Briefcase."

Choose a child to get it and hand it to you, then hold it up and show them the pictures of the four truths they will be learning.

After everyone has had a good look say...

"Ok, now let's look at our Bible Truth Clue sign and see if we can figure out which of these two truths we will be learning about today. Who would like to get it out of the Big Question Briefcase for me?"

Choose a child to open the briefcase, take out the Bible Truth Clue sign and hand it to you.

CAN YOU GUESS BIBLE TRUTH 1?

How Did Bad Things Come
to God's Good World?
Bad Things Came
through Sin...



ANSWER:

When ADAM and EVE chose to disobey God!

Revealing the Bible Truth We Are Learning

Hold up the front side for the children to see. Cover up the answer, written along the bottom, and say:

**“How Did Bad Things Come to God’s Good World?
Bad Things Came through Sin...
When ??? and ??? Chose to Disobey God!”**

We’re missing two words. Here are the hints for the missing words. It says: “What are the names of the first people God made?”

Can you guess? The answers are: “Adam and Eve.”

So the Bible Truth we are learning today is:

(uncover answer from bottom of sign, show it to them and say:)

**“How Did Bad Things Come to God’s Good World?
Bad Things Came through Sin...
When ADAM and EVE Chose to Disobey God!”**


And here is what this Bible Truth means:

(read the meaning off of the back of the sign, say:)

God made the world good. He gave Adam and Eve good laws to live by, so that they would live happily with Him forever. God warned Adam and Eve that terrible things would happen if they disobeyed Him and His good laws. At first, Adam and Eve wanted to obey God. They loved knowing Him and living His way. But then, Satan, God’s enemy, came to Adam and Eve. He lied to them and tempted them to disobey God... and they did! Adam and Eve thought their lives would be better when they disobeyed God, but they were wrong. NOTHING good came from disobeying God, but only the sad things God warned them would happen. And happen, they did! A terrible change happened in their spirits. They no longer enjoyed the same special closeness with God that they first had with Him. They didn’t love each other in the same way, either. They became afraid and selfish and rebellious. Something happened in their bodies, too. Now, they hurt and got sick. One day, they would die.

God is good and just. He hates sin. Adam and Eve now deserved His punishment and death. How very sad! But God isn’t ONLY just. He is also very, very merciful. He treats us better than we deserve. God promised that one day He would send a Savior to put an end to Satan, sin, and death. He would save people from their sins. That Savior was Jesus! Through faith in Him, we can be forgiven our sins and have special closeness with God. Thank You, God!

"The LORD God commanded the man, "You are free to eat from any tree in the garden; but...you must not eat from the tree of the knowledge of good and evil, for when you eat of it... you will surely die."



[Eve] too some [fruit] and ate it. She also gave some to her husband, who was with her, and he ate it. Then the eyes of them both were opened... 'Because you... ate from the tree, you must not eat, cursed is the ground because of you... By the sweat of the brow you will eat until you return to the ground.'" Genesis 2:16; 3:6,7,17,19, NIV 1984

Bible Truth I Bible Verse

Remove the Bible Verse Picture from the "Bible" folder and hold it up for all the children to see, then say:

Genesis 2:16; 3:6,7,17,19 tells us:

Genesis 2:16; 3:6,7,17,19, NIV 1984

"The LORD God commanded the man, "You are free to eat from any tree in the garden; but...you must not eat from the tree of the knowledge of good and evil, for when you eat of it... you will surely die.' ... [Eve] too some [fruit] and ate it. She also gave some to her husband, who was with her, and he ate it. Then the eyes of them both were opened...'Because you... ate from the tree, you must not eat, cursed is the ground because of you... By the sweat of the brow you will eat until you return to the ground.'"

Learn a Little: "The LORD God commanded the man, "You must not eat from the tree of the knowledge of good and evil, for when you eat of it... you will surely die."

What does that mean?

What wonderful gifts God the Father, Son and Holy Spirit give to God's people! Jesus gives them the free, undeserved gifts of salvation through faith in Him. God, the Father loves His people so much that He gave Jesus to die for them. And, He continues to love them every day of their lives. The Holy Spirit lives inside them, giving them closeness with God (fellowship). He helps them to know, love and obey God better.

"We've said our Bible verse, now let's sing it!"

You Must Not Eat, Eat, Eat:

Genesis 2,3

DDD ESV Songs 5, track 18

"Gather around, children. I have a story to tell you about Adam and Eve, back in the beginning of the world."

The LORD God commanded the man:

"Oh, you are free, free, free, to eat, eat, eat,
From any tree, tree, tree in the garden,
But you must not eat from the tree, tree, tree,
Of the knowledge of good and evil.

For when you eat of it... you will surely died. But did Adam and Eve obey God? No! They did not!

Eve took some fruit, fruit, fruit and ate, ate, ate,
She also gave, gave, gave some to her husband.

And he ate, ate, ate, ate, ate,
He ate, ate it,
Then the eyes of them both were opened.

Oh, no! What did God do then? Well, God told Adam:

Because you ate, ate, ate, from the tree, tree, tree,
From the tree, tree, tree you must not eat.
Cursed is the ground, because of you,
By the sweat of your brow you'll eat,
'Til you return to the ground.

What a sad, sad day! is that the end? Well, it could have been, but...God is so rich in mercy that he gave them a wonderful promise of hope that day.

He promised them, them, them, to send, send, send,
A Savior to save them from their sins.
The Lord Jesus Christ, to bring eternal life,
To all who repent and believe in Him.
Thank God for sending Jesus! Amen!
Genesis Two and Three.

"Now it's time to do a bit more deep down investigating. Let's see what Detective Dan wants us to help him figure out. Would someone like to get it out for me?"

of BQB

Place in
DDD
Bible"

Aid #5A

#5A

Big Question Briefcase
of BQB



Detective Dan's Listening Assignment #1

Detective Dan's

Listening Assignment #1



Hi, Deep Down Detectives!

I'm working on a brand-new case called:

"The Case of the Terrible, Terrible Day."

I need to find out:

1. What happened to Adam and Eve on the Terrible, Terrible Day?

AND

2. What did God promise to do to help them (and all of us)?

Can you help me? Listen carefully to the story and you might just hear the answers!

Thanks!

Detective Dan

Then say, "Ok, Deep Down Detectives! Put on your best listening ears and see if you can hear the answers to Detective Dan's questions. When I finish telling the story, we will see if we can answer all of his questions."

Read the Bible Truth story, putting up the storyboard pictures as you tell it.

At the end of the story, repeat the questions and lead the children in answering them. Present the gospel and close in prayer.

Answers to assignment questions, the gospel and ACTS prayer are also included at the end of the story text.

Answers:

1. **What happened to Adam and Eve on the Terrible, Terrible Day?** They disobeyed God and lost the perfect life and fellowship with God that He had given them.

2. **What did God promise to do to help them (and all of us)?** To send a Son to crush the enemy and save them.

For You and Me

Adam and Eve did not know the name of the Savior God would send, but we do! It's Jesus! He came at just the right time to crush Satan and make the way for us to be saved from our sins. He can be our Savior, too, when we turn away from our sins and trust in Him as our Savior. Ask Him to help you! He loves to do this!



Detective Dan's Listening Assignment #2

Detective Dan's

Listening Assignment #2



Hi, Deep Down Detectives!

I'm still working on the case called:

"The Case of the Terrible, Terrible Day."

Our Bible Verse is Genesis 2:16, 3:6,7,17,19, NIV 1984

"The LORD God commanded the man, "You are free to eat from any tree in the garden; but...you must not eat from the tree of the knowledge of good and evil, for when you eat of it... you will surely die.' ... [Eve] too some [fruit] and ate it. She also gave some to her husband, who was with her, and he ate it. Then the eyes of them both were opened... 'Because you... ate from the tree, you must not eat, cursed is the ground because of you... By the sweat of the brow you will eat until you return to the ground.'"

I need to find out:

1. What were Adam and Eve tempted to do? What happened when they gave into temptation?

AND

2. What did God promise to do to help them (and all of us)?

Can you help me? Listen carefully to the story and you might just hear the answers!

Thanks for your help!

Detective Dan

Then say. "Ok, Deep Down Detectives! Put on your best listening ears and see if you can hear the answers to Detective Dan's questions. When I finish telling the story, we will see if we can answer all of his questions."

Read the Bible Truth story, putting up the storyboard pictures as you tell it. At the end of the story, repeat the questions and lead the children in answering them. Present the gospel and close in prayer.

Answers to assignment questions, the gospel and ACTS prayer are also included at the end of the story text.

Answers:

Our Bible Verse is Genesis 2:16; 3:6,7,17,19, NIV 1984

"The LORD God commanded the man, "You are free to eat from any tree in the garden; but...you must not eat from the tree of the knowledge of good and evil, for when you eat of it... you will surely die.' ... [Eve] too some [fruit] and ate it. She also gave some to her husband, who was with her, and he ate it. Then the eyes of them both were opened... 'Because you... ate from the tree, you must not eat, cursed is the ground because of you... By the sweat of the brow you will eat until you return to the ground.'"

I need to find out:

1. What were Adam and Eve tempted to do? What happened when they gave into temptation? They were tempted to disobey God and eat the fruit of the Tree of Knowing Good and Evil. They lost their perfect friendship and life with God when they disobeyed Him. This is how sin and bad things came into God's good world.

2. What did God promise to do to help them (and all of us)? To send a Son to crush the enemy and save them.

For You and Me:

Adam and Eve did not know the name of the Savior God would send, but we do! It's Jesus! He came at just the right time to crush Satan and make the way for us to be saved from our sins. He can be our Savior, too, when we turn away from our sins and trust in Him as our Savior. Ask Him to help you! He loves to do this!

take out




of BQB

Place in



Visual Aid



Detective Dan's Listening Assignment #3

Detective Dan's

Listening Assignment #3



Hi, Deep Down Detectives!

I'm still working on the case called:

"The Case of the Terrible, Terrible Day."

I found SIX clues, but TWO of them are NOT in the story.

They are: a serpent; a tree; a spaceship; a Savior; a cookie; and a grave.

Hold up each of the six pictures for the children to see as you identify them. Better yet, put them up on your flannelgraph board, off to one side.

I need to know:

1. Which FOUR pictures belong in the story and which TWO do NOT?

2. Who needed to ask God to forgive their sins and save them?

Can you help me? Listen carefully to the story and you might just hear the answers!

Thanks!

Detective Dan

Then say, "Ok, Deep Down Detectives! Put on your best listening ears and see if you can hear the answers to Detective Dan's questions. When I finish telling the story, we will see if we can answer all of his questions."

Read the Bible Truth story, putting up the storyboard pictures as you tell it. At the end of the story, repeat the questions and lead the children in answering them. Present the gospel and close in prayer.

Answers to assignment questions, the gospel and ACTS prayer are also included at the end of the story text.

Answers:

1. Which four belong in our story?


The serpent, tree, Savior and grave belong. The spaceship and the cookie do not.

2. Who needed to ask God to forgive their sins and save them? Adam and Eve did.

For You and Me:

Adam and Eve were not the only people who chose to disobey God and His good ways. We all have! We need a Savior, just as much as they do. Jesus can be our Savior, too, when we turn away from our sins and trust in Him as our Savior. Ask Him to help you! He loves to do this!

A Tree



A Serpent






DDD 6.1 Lesson 3 Listening Assignment Clue Picture1 for kids




DDD 6.1 Lesson 3 Listening Assignment Clue Picture 2 for kids

A Savior



A Spaceship



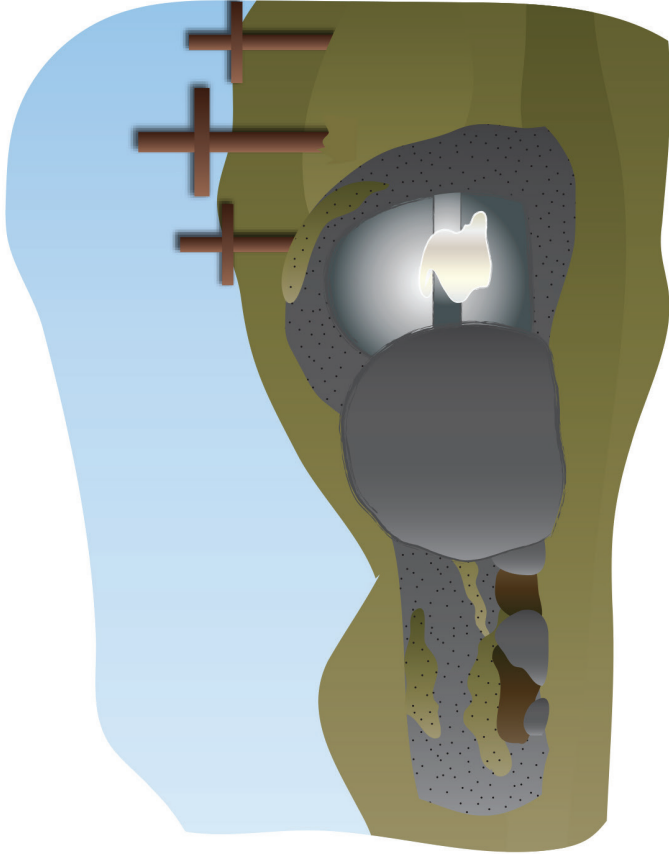


DDD 6.1 Lesson 3 Listening Assignment Clue Picture3 for kids




DDD 6.1 Lesson 3 Listening Assignment Clue Picture 4 for kids

A Grave



A Cookie





DDD 5.1 Lesson 3 Listening Assignment Clue Picture 5 for kids



DDD 6.1 Lesson 3 Listening Assignment Clue Picture 6 for kids

Big Question 6, Bible Truth 1 Storyboard Background Pictures Key (BG)

Put these pictures in place on your storyboard BEFORE you tell your story.

There are no background pictures for this story

Big Question 6, Bible Truth 1 Storyboard Pictures Key (SB)

Store these pictures in numerical order in your DDD Bible Folder.

Add these to your story as you tell it. Numbers correspond to placement order.

SB1 Garden of Eden

(Green background is felt. Place felt on board with velcro, then attach the other pieces on the felt.)

SB2 Perfect Wonderfulness

SB3 Adam and Eve Enjoying Fruit

SB4 Tree of Good and Evil and Tree of Life

SB5 God's Law for Life with Him

SB6 Happy in the Garden, Obeying God

SB7 Satan, God's Enemy

SB8 Satan's Plan

SB9 The Serpent

SB10 Adam and Eve Listening to the Serpent

SB11 God Doesn't Want What Is Best for Them

SB12 Eve's Fruit

SB13 Adam's Fruit

SB14 Adam and Eve in Leaf Clothes

SB15 Adam and Eve Hiding

SB16 Telling God What They Did

SB17 Adam and Eve Hearing Punishments

SB18 The Punishments

SB19 God's Promise

SB20 Jesus Is Born

SB21 Jesus Grows Up

SB22 Satan Doesn't Beat Jesus

SB23 Jesus Dies on Cross to Be Our Savior

SB24 Jesus in Grave

SB25 Risen Jesus

SB26 Jesus in Heaven

SB27 Jesus Beats Satan Forever

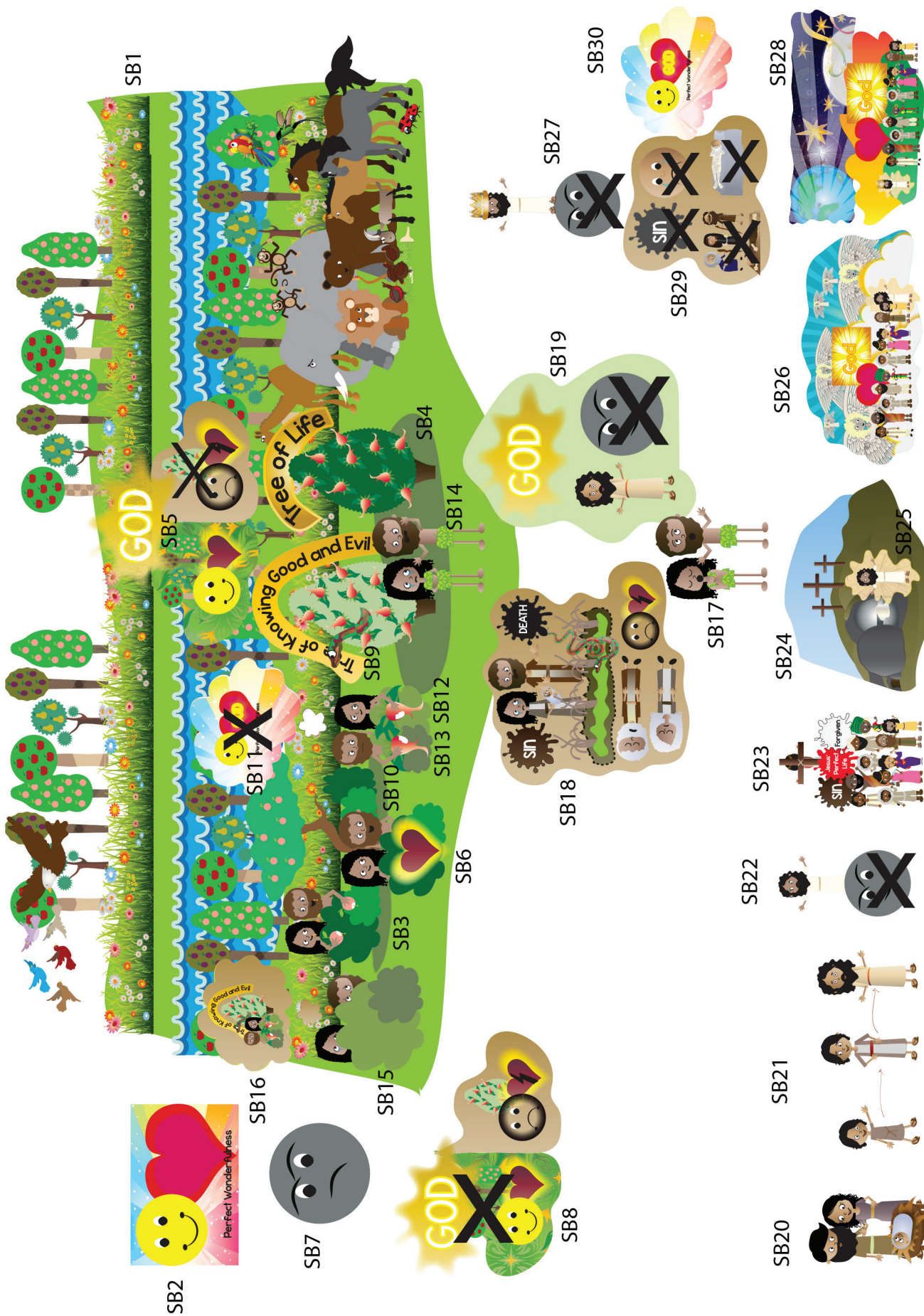
SB28 New Heaven and Earth

SB29 Sin and Death Are Finished

SB30 Perfect Wonderfulness Forever



Note: Use sticky tac putty rather than velcro on back of pictures placed on top of other pictures.





SB 1 Garden of Eden is made up of a green felt piece placed on the flannelgraph board with velcro. Then attach the additional laminated pictures to the green felt to finish the scene.

NOTE:

Some of the larger images are assembled from two or more pages. You can make these easier to fold by leaving a small gap in the lamination between the pieces. This allows you to fold the image along the gap.



leave slight gap here
to create a “hinge” for
easy folding



SB1 Garden of Eden Scenery
Trees in Background on Right
DDD 6.1 Story

SB1 Garden of Eden Scenery
Trees in Background on Left
DDD 6.1 Story



SB1 Garden of Eden Scenery
River and Front Trees Pt 1 of 3
DDD 6.1 Story
Glue together and laminate



SB1 Garden of Eden Scenery
River and Front Trees Pt 2 of 3
DDD 6.1 Story
Glue together and laminate





SB1 Garden of Eden Scenery
River and Front Trees Pt 3 of 3
DDD 6.1 Story
Glue together and laminate



SB1 Garden of Eden Scenery
Animals in Scene Pt 1 of 2
DDD 6.1 Story
Glue together and laminate


SB1 Garden of Eden 1C
5 of 6 pieces
DDD 6.1 Story
Glue together and laminate



SB20 Jesus Is Born
DDD 6.1 Story

SB6 Happy in the
Garden, Obeying God
DDD 6.1 Story

SB3 Adam and Eve
Enjoying Fruit DDD 6.1 Story



SB2 Perfect Wonderfulness
DDD 6.1 Story

SB21 Jesus Grows Up
DDD 6.1 Story

SB28 New Heaven and Earth
DDD 6.1 Story



SB4 Tree of Good and Evil
and Tree of Life
DDD 6.1 Story

SB5 God's Law for
Life with Him
DDD 6.1 Story






SB7 Satan, God's Enemy
DDD 6.1 Story

SB8 Satan's Plan
DDD 6.1 Story

SB27 Jesus Beats Satan Forever
DDD 6.1 Story

SB19 God's Promise
DDD 6.1 Story



SB15 Adam and Eve Hiding
DDD 6.1 Story

SB14 Adam and Eve in
Leaf Clothes
DDD 6.1 Story

SB18 The Punishments
DDD 6.1 Story

SB12 Eve's Fruit
DDD 6.1 Story

SB9 The Serpent DDD 6.1

SB13 Adam's Fruit
DDD 6.1 Story

SB10 Adam and Eve
Listening to the Serpent
DDD 6.1 Story

SB17 Adam and Eve Hearing
Punishments
DDD 6.1 Story



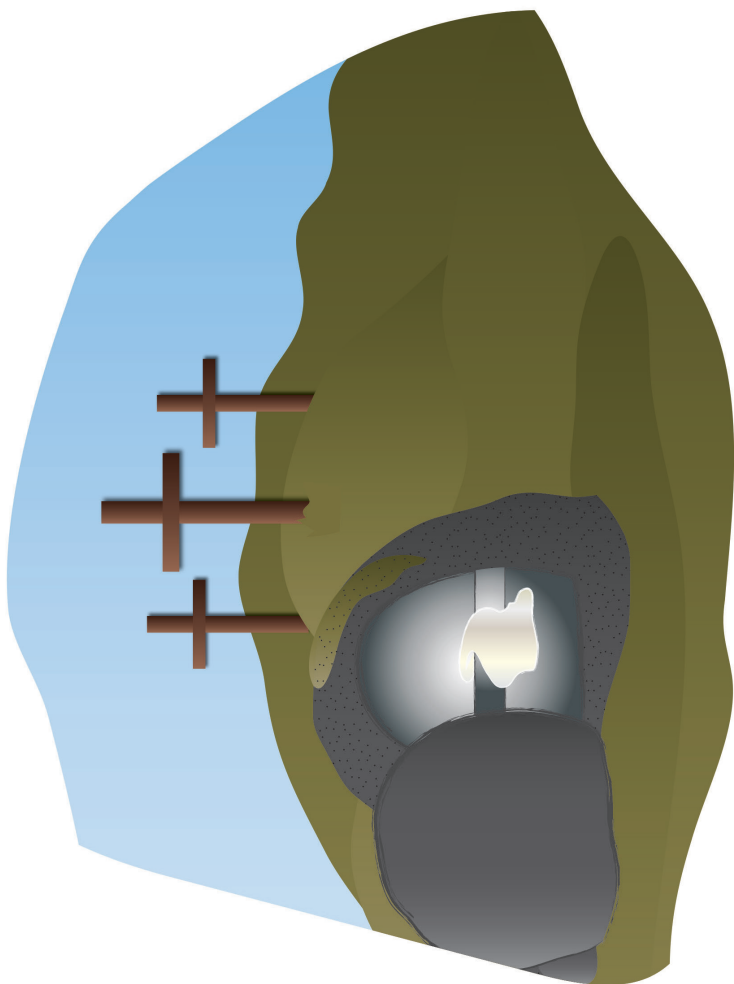


SB22 Satan Doesn't
Beat Jesus
DDD 6.1 Story

SB16 Telling God What
They Did
DDD 6.1 Story

SB23 Jesus Dies on Cross
to Be Our Savior
DDD 6.1 Story

SB29 Sin and Death Are Finished
DDD 6.1 Story



SB24 Jesus in Grave
DDD 6.1 Story

SB11 God Doesn't Want
What Is Best for Them
DDD 6.1 Story

SB30 Perfect Wonderfulness Forever
DDD 6.1 Story

SB25 Risen Jesus
DDD 6.1 Story

SB26 Jesus in Heaven
DDD 6.1 Story

DEEP DOWN DETECTIVES



Visual Aids

Unit 6,

Bible Truth 2

About the Deep Down Detectives Visual Aids

How Are They Used?



The Deep Down Detectives Visual Aids book is a companion resource to be used alongside the Deep Down Detectives Core Curriculum book for each unit. These colorful pictures are used in presenting the key concepts; telling the Bible stories; and, in playing the Bible Story Review games.

What Do They Include?



There are five, different resources included in this book:

1. Key Concept Visual Aids-- colorful signs of the Big Question and Answer, the Bible Truth, the Bible verse, and the Listening Assignments to use with the 3 lessons for each Bible Truth.

2. The Storyboard Picture Key--a who's who of the pictures in thumbnail size. Some pictures are labeled "BG." These are your background pictures that you put on the storyboard before telling the story. The rest of the pictures are labeled "SB." These are pictures you put up on the storyboard as you tell the story.


3. Storyboard Suggested Picture Placement page--where to place the pictures on your storyboard.

4. The pictures, themselves. Notice that each picture is identified and numbered on the back for easy reference. The numbers correspond to the numbers in the Picture Placement Key and in the actually story script (found in the Core Curriculum book.)

5. Directions for making the Deep Down Detectives "Bible" Folder and the **back/front images** to paste in place when making it. (Larger back/front images are found online with the curriculum.)

Directions for how to make a homemade flannelgraph storyboard and sturdy storyboard pictures are found in **Appendix E in the Core Curriculum book.**

Ready, Set, Rip It Out!



This book is meant to be ripped up and made into your visual aids. The key concept signs can be cut out and laminated or slipped into sheet protectors. Cut out around the storyboard images and ideally, laminate these. Some of the biggest pictures actually need to be stuck together, before laminating.

Store It!



Deep Down Detectives is a curriculum that can be used over and over. Store your visual aids and storyboard pictures after using them and they will serve you for many years. We store ours in manilla envelopes and then put them (along with all the rest of the curriculum) in magazine files, labeled by Bible Truth. If you have multiple classes using the curriculum, store each set of resources in separate manilla envelopes. This will make prep much simpler, second time around.

Replacement Storyboard Pictures



You can always purchase this book again or simply go online and print out any pictures that go missing.

Two Sizes of Storyboard Pictures



There are two sizes of storyboard pictures to choose from: the standard, large format pictures; or, the smaller format pictures. The larger pictures are best for a big classroom and a storyboard that is at least 36" x 48." (We actually make a whole section of a wall into a felt storyboard!) The small format pictures are created to fit smaller storyboards--in the 24" x 36" to 36" by 48" range. They are most useful in the smaller class or for use at home.

The Case of the Sadness that Didn't Stop*Genesis 4,6-9***Story-telling Tips**

Ahead of time:

1. Read the Bible verses and story. Pray!
2. Choose story action cues and/or prepare storyboard figures, if using. (Included in Visual Aids book)
3. Practice telling story with the storyboard pictures, timing your presentation. Shorten, if necessary.

During your presentation:

1. Maintain as much eye contact as possible as you tell the story.
2. Put up storyboard figures/add story action cues as you tell the story. Allow the children to help you put them on the board, if desired.
3. Include the children in your story with a few questions about what they think will happen or words/concepts that might be new to them.
4. Watch the kids for signs that their attention span has been reached. Shorten, if necessary.

INTRODUCTION/ LISTENING ASSIGNMENTS

"Our story is called: The Case of the Sadness that Didn't Stop. Here is your listening assignment." Read from Detective Dan's Listening Assignment signs, but questions are summarized below:

Detective Dan's Lesson #1 Listening Assignment:

I need to find out:

- 1. Where did the sadness come from?**
- 2. Who did it spread to? Who would come to stop it one day?**

Detective Dan's Lesson #2 Listening Assignment:**Our Bible Verse is Psalm 14:2-3:**

"The LORD looks down from heaven on the human race to see if there is one who is wise, one who seeks God. All have turned away; all alike have become corrupt. There is no one who does good, not even one."

I need to find out:

- 1. What did the LORD see in the hearts of people?**
- 2. What did they deserve? How did He show His mercy to them?**

Detective Dan's Lesson #3 Listening Assignment:

I found six clues, but only 4 of them are in the story.

They are: a kangaroo; wood; a submarine; black, sticky tar; a surfboard; and, the wind.

Hold each of them up for the children to see as you identify them.

I need to figure out:

- 1. Which four belong in our story?**
- 2. Who thanked the LORD for rescuing him and his family?**

Read the assignment questions, THEN SAY,

"Ok, Deep Down Detectives! Put on your best listening ears and see if you can hear the answers to Detective Dan's questions. When I finish telling the story, we will see if we can answer all the questions."

*Read the Bible Truth story, answer questions, present the gospel and lead in prayer.**Answers to questions; the gospel; and, ACTS prayer are included with the story text.*

The Case of the Sadness that Didn't Stop *Genesis 4,6-9*

Story with lines separating paragraphs (text in **bold**, optional interaction cues in *italics*) Numbers correspond to storyboard pictures and placement upon the storyboard. Always feel free to use less pictures, if it's best for your kids. Simply black out the numbers next to pictures you do not plan to use. All pictures are found in the Visual Aids book. Put BG (background) pictures on storyboard ahead of time. SB pictures (listed below in story text) are added to board as you tell the story. These numbers are also found on the back of each picture.

Tip: Stack pictures in numerical before telling story for easy use. Use sticky-back velcro to attach pictures to storyboard felt. Use sticky-tac putty to stick a picture on top of another picture.

When Adam and Eve disobeyed God, it was a very, very sad day for the whole world. EVERYTHING that God created was hurt by their sin, in some way.

(SB1) Animals that used to live happily together, now fought each other. (SB2) Plants that used to grow delicious fruit, now were spoiled with sickness and weeds. But worst of all, was what happened to people. (SB3) They no longer had the wonderful, special closeness with God they had before. They didn't always live happily together anymore. They became greedy and selfish. They didn't love others the way God made them to. And now, their bodies grew old, got sick, and died.

It would have been bad enough if Adam and Eve's sin had only hurt themselves and the world they lived in. But their sin didn't stop there. When sin came into the world, it would hurt everything for the rest of time. Now, (SB4) ALL the animals, ALL the plants, and ALL the people who would ever live in God's good world, would know the badness and brokenness of sin. (Even you and me, and our world!) The whole world, for ALL of time, would never be like it was in the beginning, when God made it so perfectly good.

Not only did sin stay in the world, but it spread and grew worse with time. There was more and more badness, and sadness, and brokenness, especially in people. And after a while, the whole world was filled with people disobeying God and hurting each other. It was terrible!

There was **SOMEONE** who knew how terribly sin had hurt the world, more than anyone else. Can you guess who?

Can you guess?

It was the **LORD**. God could see how sin hurt every part of His good world, inside and out. And what saddened Him the most, was what He could see deep inside each person's heart.

There used to be beautiful love for God and people in their hearts. Now, that was broken. Now, there was sin and sadness in their hearts, instead.

(SB4) The **LORD** is holy. He is purely good and oh, so great. He loves good and hates sin. He hurt to see all the terrible things that had happened to the beautiful world He had made.

God was so merciful and patient with people, giving them time to turn back to Him. Years and years, He waited, as sin grew and grew in His good world. But at last, it was time: God would judge the whole world. (SB5) He would send a flood to do away with all who refused to turn away from disobeying Him. And with them, would go all the animals, birds, and creeping things on earth. Was this the end? Would there never be people or creatures to live in God's world again?

What do you think?

Story with lines separating paragraphs (text in bold, optional interaction cues in italics)

God would have been fair to do that. All people had chosen to disobey God. All had sinful hearts and lives. It is right for God to punish sin. He would not be good, if He did not hate it.

But God isn't ONLY fair and good. He is oh, so MERCIFUL, too. Mercy is a part of love. It is treating someone better than they deserve. That is exactly how God chose to treat sinful people. And He even had woven this mercy into His good plans, BEFORE He created the world. Amazing!

Yes! (SB6) God's good plan for His creation would go on as He planned. He would be just, but merciful, too. He would save some of all the creatures. He would save one man and his family, too. This was the only man who turned away from his sin and turned to God to love Him and obey Him. Who was this man?

Do you know his name?

That one man was a man named Noah.

(SB7) God told Noah His plan: "I am sending a flood to wipe out everything that lives on earth, because of how sinful everyone has become. But you and your family, I will save. I will also save some of every kind of creature, too," God promised him. "After the flood, I will give the earth a new beginning for these creatures and your family. You and your sons need to build a huge, wooden boat, "an ark," to fit everyone. Fill it with food for everyone to eat. Then, I will send the flood," God told Noah.

A huge flood? A big boat? Thousands of creatures to feed and care for? Could it really be? Who could IMAGINE such a thing! Who could BUILD such a thing! It would have been tempting to laugh and go on with life. It didn't look like rain. The sun came up in the morning and the moon and stars at night. A flood? Really? What would Noah do? Would he believe God and obey Him?

What do you think Noah did?

(SB8) Noah would take God at His word! He lived by faith. Noah loved God and believed Him. He didn't have to be able to understand God's plans for them to be true. It was enough that GOD understood. God would help Noah do everything that needed to be done. Yes, Noah believed God and he would obey. Yes, he would build the huge boat. God was pleased with Noah's faith and accepted him.

(SB9) Off to the forests, went Noah and his sons to get wood. (SB10) Chop, chop, chop. Crash! So many trees were needed! Then, hammer, hammer, hammer, they worked, and worked, and worked until the whole boat was built. It was gigantic! (SB11) Then, they mixed up big pots of black, sticky pitch. They slathered the hot goo all over the sides of the boat. This would keep the ark free of leaks. (SB12, 13 (door shut))

People were curious about the big boat Noah was building. (SB14) Noah warned them about the flood God was sending. "Stop disobeying God and living your own, sinful way! Turn back to God and His good ways! His punishment will soon come upon those who do not," Noah told them.

It took long time to build that big boat. Noah kept warning people to turn to God as he worked on it. God was giving these people more time to turn to Him. But did they?

What do you think?

In all that time, no one ever turned to God. No, not even one! How very sad!

Story with lines separating paragraphs (text in bold, optional interaction cues in italics)

At last, the boat was finished. (SB13--open door and put down as gang plank), (SB15) Noah and his family loaded it with lots of supplies. There was food for them and for all the animals coming.

And come, those animals did! (SB16) From the woods, and from the deserts. From the mountains, and the valleys. Out of their dens and nests, the animals came. A mother and father animal of every kind. And even more than two of some animals. The LORD, in His wonderful, mysterious way, had these special creatures leave their homes and travel to the boat. They all settled in the boat.

Then, last of all, (SB17) Noah and his family went in the boat, too. When everyone was safe inside, the LORD, Himself, shut them in. (SB13--shut) (SB18 placed on top of BG2) Dark storm clouds gathered overhead, then the rain came pouring down.

Everything happened just as the LORD said it would. It rained for forty days and nights without stopping. (Add SB19 A,B,C remove all pictures from background as you add water, and raise ark SB13 up as you add water) And as it rained, the water rose higher and higher over the land. The birds, and land creatures, and all the people outside the ark were all swept away; but, inside, all were safe.

Then one day, the rain stopped (remove SB18 to reveal BG 2 again). Noah and his family looked outside at the world, amazed. They had never seen anything like it! There were no trees, no animals, no people, no mountains, or land to be seen. Everywhere they looked there was only water. They were so thankful to be in the boat. They were so thankful that God had saved them!

God (SB20) sent a big wind that swept down over the water to dry it up. "Whoosh! Whoosh! Whoosh!" went the wind, day and night. Slowly but surely, the wind dried up the flood waters. (Remove SB19 A,B,C as you tell story to reveal earth again)

At last, Noah and his family could see land sticking out of the water like little bumps. More and more water dried up and went away, uncovering the hills and valleys. (open BG3) At last, it was time to get off the boat.

God said to Noah, "Take your family and all the animals off the boat. It's time to begin life again on the earth. Have families and fill the earth, just like Adam and Eve, and the animals did, long ago."

Noah and his family obeyed God. How wonderful it was to get off that boat and stand on dry ground again!

What would they do first? Run around and stretch their legs? Start building a new home? Go find some fresh food? Simply sit down and enjoy the sunshine and the freedom of the open air? There were so many things they wanted to do! But Noah didn't do any of those things just yet. He knew there was something else he needed to do first. Can you guess what it was?

Can you guess?

(SB21) The first thing Noah did was to give a worship gift of thanks to God. Oh, how much he and his family had to thank Him for! God had saved their lives and given them a new start!

God made a promise to Noah and his family that day: "Never again will I destroy the whole earth with a giant flood. (SB22) I'm putting a rainbow up in the sky as a reminder to you and all people of My promise."

Story with lines separating paragraphs (text in bold, optional interaction cues in italics)

Then, Noah and his family began the work God gave them. They had families and began to fill the earth again. Surely, this time everything would be right! Surely this time, people would obey God as they should. Right?

What do you think?

WRONG! You see, though Noah was a good man who loved God, (SB23) he and his family still had that same, terrible sin in their hearts, just like everyone else. It wouldn't be long before the world once more would become filled with people who would choose to disobey God and not turn from their sinfulness.

But, there wouldn't JUST be people who disobeyed God in the world. (SB24) There would also be people, like Noah, who would fight against the sin in their hearts and put their trust in God. God would help them to turn away from sin and live for Him. God would help them to keep on trusting in the promised Savior to come. These were God's people, and He would save them.

(SB25) And at just the right time, that Savior did come. It was Jesus, God's Son. He lived a perfect life. He never sinned. Then, He offered up that perfect life to God, as He suffered and died on the cross. He gave His life to pay for the sins of God's people. He made the way to bring us back to God. On the third day, Jesus rose from the dead, proving He had really beaten sin and death for God's people.

What an amazing plan! What amazing love! That God, in His mercy, would take the punishment for sin upon Himself to save all His people, from the beginning of time to the very end of time! Jesus can be our Savior, too, when we turn away from our sins and trust in Him as our Savior. This is how we can become God's people, too.

Cracking the Case: (story wrap-up for Listening Assignments)

It's time to see how we did with our Listening Assignment.

Detective Dan's Lesson 1 Listening Assignment:

1. Where did the sadness come from? It came from sin that came into the world when Adam and Eve disobeyed God.

2. Who did it spread to? Who would come to stop it one day? It spread to all people—all of Adam and Eve's children. God would send the Savior, Jesus, to stop it one day.

For You and Me:

We are all Adam and Eve's children, and that means that their sin has spread all the way down to us...and all the way into our hearts. We need a Savior, just like they did. Jesus can be our Savior, when we turn away from our sins and trust in Him as our Savior. Ask Him to help you! He loves to answer this prayer!

Detective Dan's Lesson 2 Listening Assignment:
Our Bible Verse is Psalm 14:2-3:

"The LORD looks down from heaven on the human race to see if there is one who is wise, one who seeks God. All have turned away; all alike have become corrupt. There is no one who does good, not even one."

1. What did the LORD see in the hearts of people?

He saw that they were all sinners who had chosen to disobey Him.

2. What did they deserve? How did the LORD show His mercy to them? They all deserved His punishment. They all deserved to be separated from Him forever. God showed them mercy by warning them through Noah to turn away from disobeying Him. And in Noah's case, God forgave him and saved him when he turned away from his sins and trusted in the LORD.

For You and Me:

We are all Adam and Eve's children, and that means that their sin has spread all the way down to us...and all the way into our hearts. We need a Savior, just like they did. God has warned us of the punishment we deserve for our sins. But He also offers us to save us, when we turn away from our sins and trust in Jesus as our Savior. Ask God to help you! He loves to answer this prayer!

Detective Dan's Lesson 3 Listening Assignment:

Our six clues were: a kangaroo; wood; a submarine; black, sticky tar; a surfboard; and, the wind.

1. Which four belong in our story?

The kangaroo, wood, black, stick tar and the wind all belong.

2. Who praised the LORD for taking care of him, everywhere he went? Noah did.

For You and Me:

We have so much to thank the LORD for, too. He offers to save us from so much more than a flood. He offers to save us from the punishment we rightly deserve for disobeying Him. Yes, when we turn away from our sins and trust in Jesus as our Savior, God will forgive our sins. He will make us His dearly-loved people. We will get to have closeness with Him in our hearts now, through His Holy Spirit. And one day when we die, we will get to go to live with Him forever. That will be best of all!

The Gospel (story wrap-up if NOT using Listening Assignments)**Our Bible Truth is:**

How Did Bad Things Come to God's Good World?

Bad Things Came Through Sin...

When Sin Spread to the Whole World!

Adam and Eve's sin spread to the whole world. None of us love God or each other as He tells us to. None of us deserve anything but God's punishment for our sins. God was kind to send Noah to warn about His coming punishment and to save Noah and his family. Noah was right to trust in God and to tell others to turn from their sins and trust in God, also.

Noah looked forward in faith to the Savior God promised to send --Jesus! Jesus lived a perfect life and took the punishment for the sins of God's people when He suffered and died on the cross. On Day Three, He rose from the dead in victory. Now, all who turn away from their sins and trust in Jesus as their Savior can be forgiven and become God's people. Ask God to help you become one of His people, too. He loves to do this!

Close in prayer.

Closing ACTS Prayer

- A** We praise You, God, for being holy and just. You hate sin. You are fair in Your punishments for our sins against You and Your good laws.
- C** God, we know that every one of us have sinful hearts. We are no different from those people who sinned against You, long ago. We have all chosen to disobey You. We need a Savior!
- T** Thank You, God, for sending Jesus to save us, when we should only get punishment for disobeying You. Thank You for promising to forgive all who turn away from disobeying You and trust in Jesus as their own Savior.
- S** God, work in our hearts! Help us to turn away from disobeying You and trust in Jesus as our Savior. Help us to love You and live for You. Help us to tell others the good news of Jesus that they might be saved, too. In Jesus' name we pray, Amen.

Go to Lesson Plan, p.9 for the script to the rest of the lesson.



**How did bad things come to
God's good world?**



ANSWER:

Bad things came through sin!

VISUAL
AID

#1

take out



of BQB

The Big Question

Hold up the Big Question sign for all the children to see, and say:

The Big Question we are investigating today is
Big Question Number 6:

How Did Bad Things Come to God's Good World?

and the Answer is:
Bad Things Came through Sin!

Meaning:

When God created the world in the beginning, He created all things good; but, now there are many bad and sad things in God's good world. All these bad things came through sin when people disobeyed God. How good it is that God sent Jesus to be our Savior! He can forgive our sins and make us God's people!

Let's sing our Big Question Song:"

Big Q & A 6 Song

*DDDESV Songs 6, track 12
(adapted version of "Frere Jacques")*


How did bad things,
How did bad things,
Come to God's good world?
Bad things came through sin,
Bad things came through sin,
That's how bad things came,
That's how bad things came.

BIG QUESTION 6: Two truths about how bad things came

1.



2.



Visual Aid
#2
Big Question
#6 of BQB

This Unit's Bible Truths

"Bad things Came through Sin" is a good beginning, but there's so more to learn. So it's time for us to dig down even deeper for more answers to our Big Question about God. We're going to be learning TWO Bible truths about how sin came into the world and what happened when it did.

Who would like to hand me the picture with our two Bible truths on it? It's in the Big Question Box/Briefcase."

Choose a child to get it and hand it to you, then hold it up and show them the pictures of the two truths they will be learning.

After everyone has had a good look, say...

"Ok, we've learned one truth about how sin came into the world. It was: "Bad Things Came through Sin... When Adam and Eve Chose to Disobey God." (point to pictures as you identify the Bible Truth). Now let's look at our Bible Truth Clue sign and see if we can figure the truth we will be learning about today. Who would like to get it out of the Big Question Briefcase for me?"

Choose a child to open the briefcase, take out the Bible Truth Clue sign and hand it to you.

CAN YOU GUESS BIBLE TRUTH 2?

How Did Bad Things Come
to God's Good World?
Bad Things Came
through Sin...

When sin spread to
the whole ???!

HINT: "What's another word
for "Earth"?
It rhymes with "curled."

ANSWER:

When sin spread to the whole WORLD!

VISUAL
AID

#1



of BQB

take out



Revealing the Bible Truth We Are Learning

Hold up the front side for the children to see. Cover up the answer, written along the bottom, and say:

**“How Did Bad Things Come to God’s Good World?
Bad Things Came through Sin...
When Sin Spread to the Whole ????”**

We’re missing one word. Here’s the hint to what the missing word is. It says:
“What’s another word for “Earth”? It rhymes with “Curled.”

Can you guess? It’s “World.”

So the Bible Truth we are learning today is:

(Uncover answer from bottom of sign, show it to them and say:)

**“How Did Bad Things Come to God’s Good World?
Bad Things Came through Sin...
When Sin Spread to the Whole WORLD!”**

And here is what this Bible Truth means:
(read the meaning off of the back of the sign, say:)

Everything God created was hurt by Adam and Eve’s sin. The plants did not grow such good fruit. The animals had sicknesses. Adam and Eve’s sin hurt all their children, too. They were born disobeyers with sinful hearts. They deserved God’s punishment for their sins, just like their parents. They would suffer sicknesses and one day they would all die. What sadness Adam and Eve passed down to their children through their sin!

Guess who else are children from Adam and Eve’s family? We are! That’s why we get sick and one day will die. That’s why we have sinful hearts that disobey God. And that’s why we deserve for Him to punish our sins, too.

But God is so kind and merciful to us! He sent Jesus to save all who turn away from their sins and trust in Him as their Savior. God promises to forgive their sins and put His Holy Spirit in their hearts, so they can once more have closeness with God again, right here on earth.

That is good news, but the best is yet to come! Bible tells us that everything God had made looks forward to the day when Jesus will come back and get rid of sin and death forever. God’s people look forward to that day most of all. That’s when they will live face to face with God, enjoying all the wonderful, special closeness with God that people can have...and it will never, ever end.

The LORD looks down from heaven on the human race

to see if there is one who is wise,

one who seeks God. All have turned away; all alike have become corrupt.

There is no one who does good, not even one. Psalm 14:2-3, HCSB



Bible Truth 2 Bible Verse

Remove the Bible Verse Picture from the "Bible" folder and hold it up for all the children to see, then say:

Psalms 14:2-3-10 tells us:

Psalms 14:2-3, HCSB

"The LORD looks down from heaven on the human race to see if there is one who is wise, one who seeks God. All have turned away; all alike have become corrupt. There is no one who does good, not even one."

Learn a Little: "All have turned away... There is no one who does good, not even one."

What does that mean?

The LORD is everywhere, all the time. He sees all people and knows what they are like, inside and out. And what does He see? It is very sad! God sees that not even one person seeks after Him. No one does good. Why? Because we are all children of Adam and Eve. We are born with sinful hearts that choose to disobey God. Thank God for sending Jesus! Thank God that He promises to save all who turn away from their sins and trust in Him as their Savior! He can save us, too. Ask Him to help you!

"We've said our Bible verse, now let's sing it!"

The LORD Looks Down

Psalms 14:2-3

DDD ESV Songs 6, track 20

The LORD looks down from heaven,
On the human race
To see if there is one who is wise,
One who seeks God.

But all have turned away;
All alike have become corrupt.
There is no one who does good,
No, not even one.
Psalm Fourteen, two and three.

"Now it's time to do a bit more deep down investigating. Let's see what Detective Dan wants us to help him figure out. Would someone like to get it out for me?"

take out



of BQB

Place in



Visual Aid



Detective Dan's Listening Assignment #1

Detective Dan's

Listening Assignment #1



Hi, Deep Down Detectives!

I'm working on a brand-new case called:

"The Case of the Sadness that Didn't Stop."

I need to find out:

1. Where did the sadness come from?

AND

2. Who did it spread to? Who would come to stop it one day? ?

Can you help me? Listen carefully to the story and you might just hear the answers!

Thanks!

Detective Dan

Then say, "Ok, Deep Down Detectives! Put on your best listening ears and see if you can hear the answers to Detective Dan's questions. When I finish telling the story, we will see if we can answer all of his questions."

Read the Bible Truth story, putting up the storyboard pictures as you tell it.

At the end of the story, repeat the questions and lead the children in answering them. Present the gospel and close in prayer.

**Answers to assignment questions, the gospel and ACTS prayer are also included at the end of the story text. **

Answers:

1. Where did the sadness come from? It came from sin that came into the world when Adam and Eve disobeyed God.

2. Who did it spread to? Who would come to stop it one day? It spread to all people—all of Adam and Eve's children. God would send the Savior, Jesus, to stop it one day.

For You and Me:

We are all Adam and Eve's children, and that means that their sin has spread all the way down to us...and all the way into our hearts. We need a Savior, just like they did. Jesus can be our Savior, when we turn away from our sins and trust in Him as our Savior. Ask Him to help you! He loves to answer this prayer!



Detective Dan's Listening Assignment #2

Detective Dan's

Listening Assignment #2



Hi, Deep Down Detectives!

I'm still working on the case called:

"The Case of the Sadness that Didn't Stop."

Our Bible Verse is Psalm 14:2-3, HCSB:

"The LORD looks down from heaven on the human race to see if there is one who is wise, one who seeks God. All have turned away; all alike have become corrupt. There is no one who does good, not even one."

I need to find out:

1. What did the LORD see in the hearts of people?

AND

2. What did they deserve? How did the LORD show His mercy to them?

Can you help me? Listen carefully to the story and you might just hear the answers! Thanks for your help!

Detective Dan

Then say, "Ok, Deep Down Detectives! Put on your best listening ears and see if you can hear the answers to Detective Dan's questions. When I finish telling the story, we will see if we can answer all of his questions."

Read the Bible Truth story, putting up the storyboard pictures as you tell it. At the end of the story, repeat the questions and lead the children in answering them. Present the gospel and close in prayer.

Answers to assignment questions, the gospel and ACTS prayer are also included at the end of the story text.

Answers:

Our Bible Verse is: Psalm 14:2-3, HCSB

"The LORD looks down from heaven on the human race to see if there is one who is wise, one who seeks God. All have turned away; all alike have become corrupt. There is no one who does good, not even one."

1. **What did the LORD see in the hearts of people?** He saw that they were all sinners who had chosen to disobey Him.

2. **What did they deserve? How did the LORD show His mercy to them?** They all deserved His punishment. They all deserved to be separated from Him forever. God showed them mercy by warning them through Noah to turn away from disobeying Him. And in Noah's case, God forgave him and saved him when he turned away from his sins and trusted in the LORD.

For You and Me:

We are all Adam and Eve's children, and that means that their sin has spread all the way down to us...and all the way into our hearts. We need a Savior, just like they did. God has warned us of the punishment we deserve for our sins. But He also offers us to save us, when we turn away from our sins and trust in Jesus as our Savior. Ask God to help you! He loves to answer this prayer!

take out




of BQB

Place in




Visual Aid



Detective Dan's Listening Assignment #3

Detective Dan's

Listening Assignment #3



Hi, Deep Down Detectives!

I'm still working on the case called:

"The Case of the Sadness that Didn't Stop."

I found SIX clues, but TWO of them are NOT in the story. They are: a kangaroo; wood; a submarine; black, sticky tar; a surfboard; and, the wind.

Hold up each of the six pictures for the children to see as you identify them. Better yet, put them up on your flannelgraph board, off to one side.

I need to know:

1. Which FOUR pictures belong in the story and which TWO do NOT?
2. Who praised the LORD for taking care of him, everywhere he went?

Can you help me? Listen carefully to the story and you might just hear the answers!

Thanks!

Detective Dan

Then say, "Ok, Deep Down Detectives! Put on your best listening ears and see if you can hear the answers to Detective Dan's questions. When I finish telling the story, we will see if we can answer all of his questions."

Read the Bible Truth story, putting up the storyboard pictures as you tell it. At the end of the story, repeat the questions and lead the children in answering them. Present the gospel and close in prayer.

Answers to assignment questions, the gospel and ACTS prayer are also included at the end of the story text.

Answers:

Our six clues were: a brother named Esau, a ladder, a pair of glasses, an angel, a snake, and a rock.

1. Which four belong in our story?

The kangaroo, wood, black, stick tar and the wind belong. The submarine and the surfboard do not.


2. Who praised the LORD for taking care of him, everywhere he went?

Noah did.

For You and Me:

We have so much to thank the LORD for, too. He offers to save us from so much more than a flood. He offers to save us from the punishment we rightly deserve for disobeying Him. Yes, when we turn away from our sins and trust in Jesus as our Savior, God will forgive our sins. He will make us His dearly-loved people. We will get to have closeness with Him in our hearts now, through His Holy Spirit. And one day when we die, we will get to go to live with Him forever. That will be best of all!

Wood



A Kangaroo






DDD 6.2 Lesson 3 Listening Assignment Clue Picture1 for kids

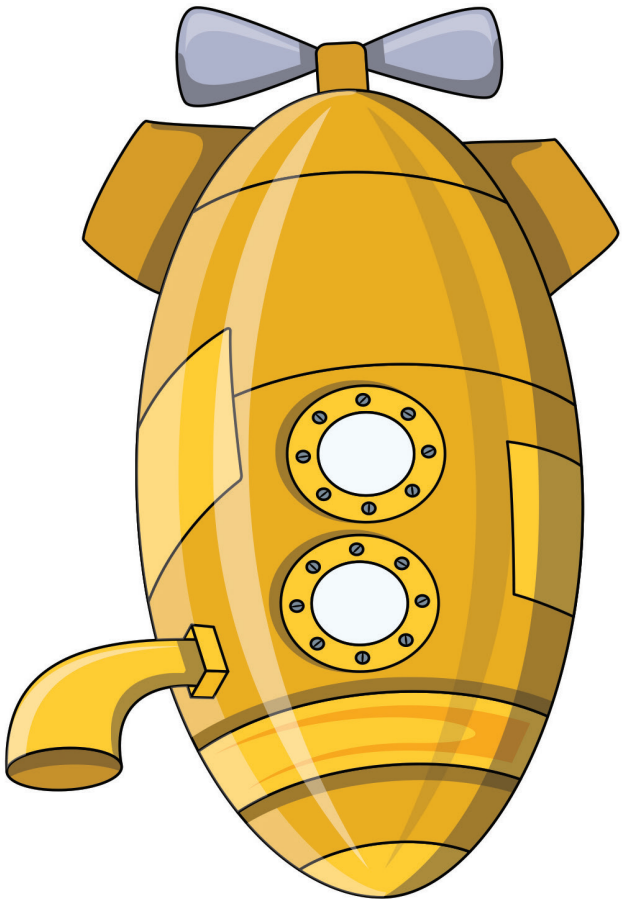



DDD 6.2 Lesson 3 Listening Assignment Clue Picture 2 for kids

Black, Sticky Tar



A Submarine






DDD 6.2 Lesson 3 Listening Assignment Clue Picture 4 for kids

DDD 6.2 Lesson 3 Listening Assignment Clue Picture3 for kids

The Wind



A Surfboard





DDD 6.2 Lesson 3 Listening Assignment Clue Picture 5 for kids



DDD 6.2 Lesson 3 Listening Assignment Clue Picture 6 for kids

Big Question 6, Bible Truth 2 Storyboard Background Pictures Key (BG)

Put these pictures in place on your storyboard BEFORE you tell your story.

BG1 Land



BG1 Land (and mountains) are felt pieces. Secure them on flannelgraph board with velcro.

BG2 Sun and Blue Sky



BG3 Ark Window Shutter



Big Question 6, Bible Truth 2 Storyboard Pictures Key (SB)

Store these pictures in numerical order in your DDD Bible Folder.

Add these to your story as you tell it. Numbers correspond to placement order.

SB1 Animals Fighting



SB2 Weeds among Plants




SB3 Sin's Sad Effect on People



SB4 God Is Holy



SB5 Send a Flood



SB6 God's Good Plan of Mercy



SB7 God Tells Noah about the Flood



SB8 Noah Believes and Obeys



SB9 Getting Trees for Ark



SB10 Cutting Trees for Ark



SB11 Tar for the Ark



SB12 The Ark



SB13 The Ark Door



SB14 People Wonder and Noah Warns



SB15 Supplies for Ark




SB16 Creatures Coming




SB17 Noah and Family



SB18 Stormy Sky and Rain



SB19A,B,C Water



SB20 Strong Wind



SB21 Noah Presenting Worship Gifts



SB22 Rainbow



SB23 Sinful Hearts



SB24 Love for God



SB25 Jesus, the Savior Comes



Note: Use sticky tac putty rather than velcro on back of pictures placed on top of other pictures.




SB1



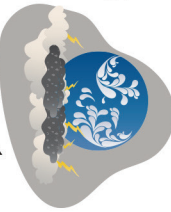
SB2



SB3



SB4




SB5



SB6



SB25



SB18

SB22

BG2

SB20

Add strips of water to cover earth. Raise ark as the water rises. Reverse process as water recedes.

SB12

BG1



SB14

SB23

SB24

SB13

SB17

BG3 covers window

SB16

SB10

SB9

SB11

SB15

SB7

SB8

SB19

Note:

The ground and mountains are felt pieces attached to the flannelgraph with velcro on the back.

NOTE:

Some of the larger images are assembled from two or more pages. You can make these easier to fold by leaving a small gap in the lamination between the pieces. This allows you to fold the image along the gap.




leave slight gap here
to create a "hinge" for
easy folding




BG2 Sun and Blue Sky pt 1 of 3
DDD 6.2 Story
Place on Board BEFORE telling story
Glue Together and Laminate

BG2 Sun and Blue Sky pt 3 of 3
DDD 6.2 Story
Place on Board BEFORE telling story
Glue Together and Laminate



BG2 Sun and Blue Sky pt 2 of 3
DDD 6.2 Story
Place on Board BEFORE telling story
Glue Together and Laminate


SB12 The Ark pt 1 of 3
DDD 6.2 Story
Glue Together and Laminate



SB12 The Ark pt 3 of 3
DDD 6.2 Story
Glue Together and Laminate





SB12 The Ark pt 2 of 3
DDD 6.2 Story
Glue Together and Laminate



BG3 The Ark Window
DDD 6.2 Story
Place over window opening
BEFORE telling story

SB17 Noah and Family
DDD 6.2 Story

SB20 Strong Wind Pt 1 of 2
DDD 6.2 Story
Glue Together and Laminate



SB13 The Ark Door
DDD 6.2 Story

SB20 Strong Wind Pt 2 of 2
DDD 6.2 Story
Glue Together and Laminate

SB21 Noah Presenting
Worship Gifts
DDD 6.2 Story



SB16 Creatures Coming Pt 1 of 2
DDD 6.2 Story
Glue Together and Laminate



SB16 Creatures Coming Pt 2 of 2
DDD 6.2 Story
Glue Together and Laminate

SB22 Rainbow Pt 2 of 2
DDD 6.2 Story



SB4 God Is Holy
DDD 6.2 Story

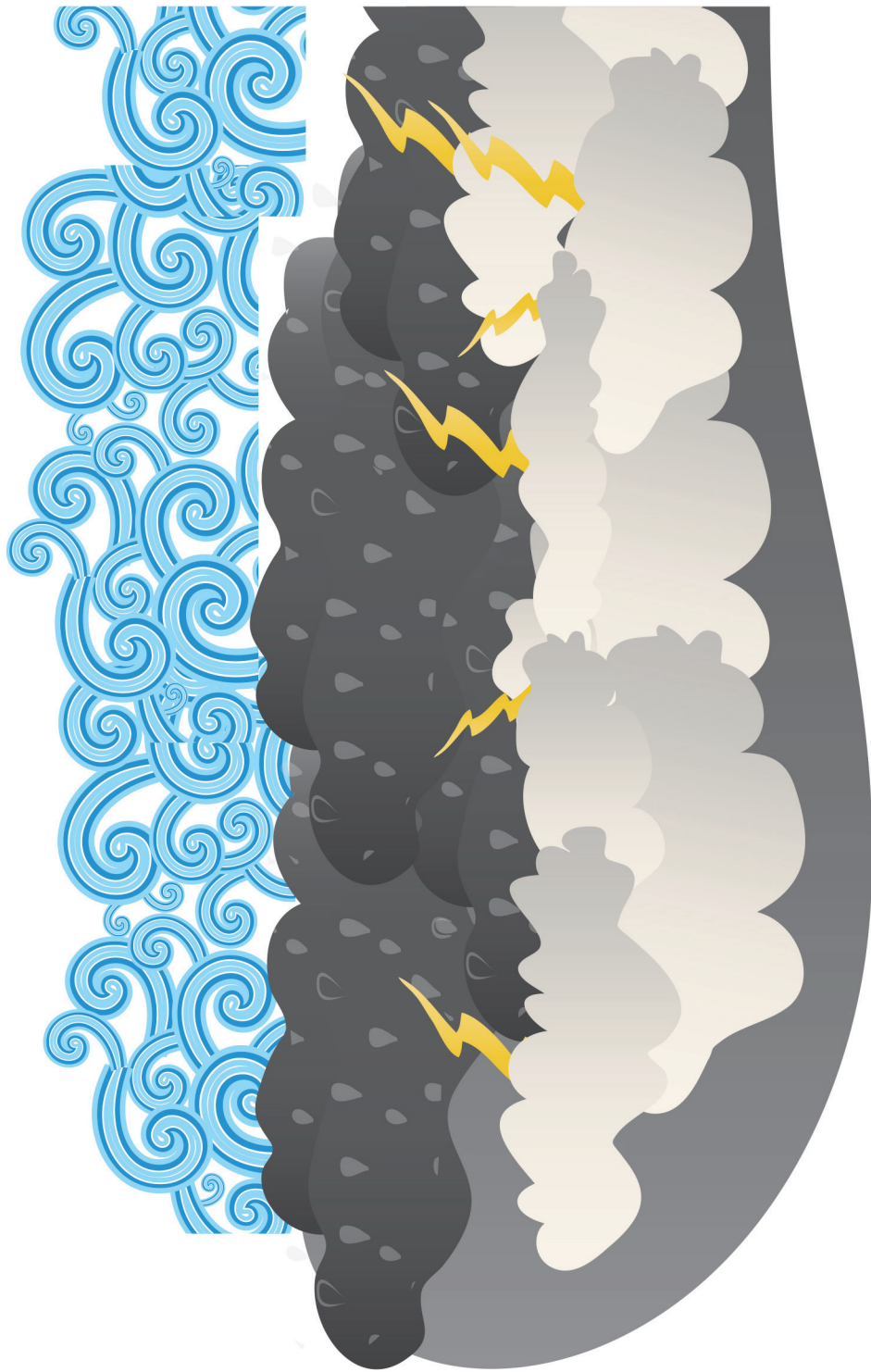
SB22 Rainbow Pt 1 of 2
DDD 6.2 Story



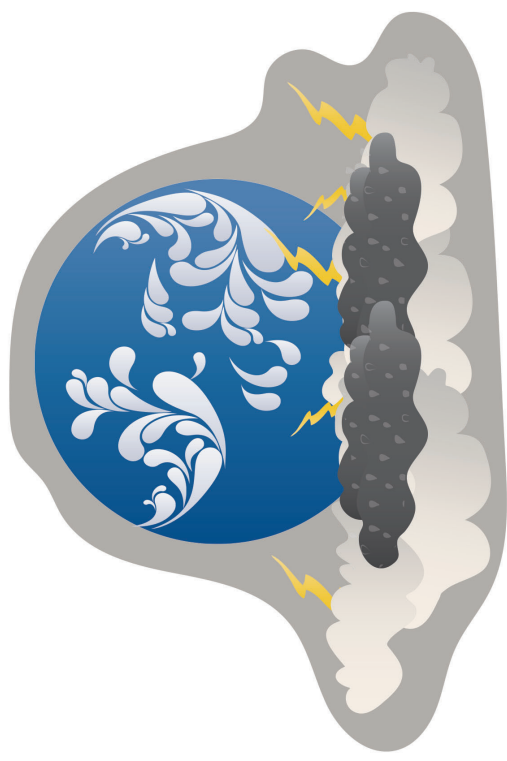


SB18 Stormy Sky and Rain pt 1 of 3
DDD 6.2 Story
Glue Together and Laminate



SB18 Stormy Sky and Rain pt 2 of 3
DDD 6.2 Story
Glue Together and Laminate



SB18 Stormy Sky and Rain pt 3 of 3
DDD 6.2 Story
Glue Together and Lamineate




SB5 Send a Flood
DDD 6.2 Story

SB3 Sin's Sad Effect
on People
DDD 6.2 Story

SB6 God's Good Plan
of Mercy
DDD 6.2 Story

SB2 Weeds among Plants
DDD 6.2 Story



SB23 Sinful Hearts
DDD 6.2 Story

SB24 Love for God
DDD 6.2 Story

SB11 Tar for the Ark
DDD 6.2 Story

SB10 Getting Trees
for Ark
DDD 6.2 Story

SB15 Supplies for Ark
DDD 6.2 Story



SB14 People Wonder and
Noah Warns
DDD 6.2 Story

SB1 Animals Fighting
DDD 6.2 Story




SB8 Noah Believes
and Obeys
DDD 6.2 Story


SB7 God Tells Noah
about the Flood
DDD 6.2 Story

SB10 Cutting Trees for Ark
DDD 6.2 Story


SB25 Jesus, the Savior Comes
DDD 6.2 Story




SB19A Water Pt 1 of 3
DDD 6.2 Story



SBI19A Water Pt 2 of 3
DDD 6.2 Story




SB19A Water Pt 3 of 3
DDD 6.2 Story




SB19B Water Pt 1 of 3
DDD 6.2 Story




SB19B Water Pt 2 of 3
DDD 6.2 Story




SB19B Water Pt 3 of 3
DDD 6.2 Story



SB19C Water Pt 1 of 3
DDD 6.2 Story



SB19C Water Pt 2 of 3
DDD 6.2 Story



SB19C Water Pt 3 of 3
DDD 6.2 Story

DEEP DOWN DETECTIVES



Other Visual Aids

Big Question Box/Briefcase

What You Want

The Big Question Briefcase is a briefcase or other container with these characteristics:

- Ideally, this should be around 17" x 12", but needs to be at least big enough to fit a 8 ½" x 11" sheets of paper inside it.
- Have various pockets to put these sheets in
- Is attractive or curious looking to preschoolers
- Not necessary, but extremely fun, if it has a combination lock

Finding a Briefcase:

You can certainly buy one new, but you always may find a used one at a thrift shop. Or, someone may have one they want to donate. We use one that stores valuables in it and is the 17" x 12" size. Very durable and has the lock feature that the kids love.

You also can move away from the briefcase idea and use a little trunk or other box for your substitute briefcase. Just change the name to the Big Question Box, if you use a box instead. A boot box or the cardboard box that 10 reams of copy paper comes in is a great size, if you are using a box.

If you use a box, but want a lock-like feature, that's easy to do. Simply cut "straps" out of felt or vinyl and glue in place to the top and bottom sides of the box on one side, with the top strap overlapping the bottom straps. Add velcro to the top and bottom pieces so that they meet and fasten. Make back "hinges" for the box with the felt/vinyl straps, too. Or, you can simply add a belt around the box that has to be unfastened before the box can be opened.

Here are some suggestions for decorating a box or even the outside of your briefcase to make it appealing.

Supplies

Your box/briefcase

Plain white contact paper or white cardstock

Colorful wrapping paper

Glitter glue

Markers

Sequins, fake jewels, buttons, rick rack, etc.

Other decorating supplies

Stickers

Glue

Clear packing tape

Directions

1. If you are using a box that has wording on it, you will first need to make plain surfaces for decorating and a hinge for the lid. Stick the white contact paper or white cardstock to each side of the box. On the other hand, you can also use colorful wrapping paper. Then, make a lid by sticking the clear packing tape along one long side of the box, attaching the lid to the box.

2. Use the craft decorating supplies to decorate the box. If desired, you can put a big question mark on top of the box, but remember that you are working with two and three year olds: the question mark symbol is not very meaningful to them yet.

Making a Flannelgraph Storyboard

for use in story-telling and in playing the story review games

While you may decide to use sticky tac and stick your storyboard pictures to a white board, it is very easy to make a flannelgraph board. The advantage to the flannelgraph board is that the pictures stick very easily and there is no messing with the sticky-tac.

Supplies

Large Format Pictures Board: AT LEAST a 36" x 48" foamboard or corkboard (We actually use a far bigger canvas and attach it to the wall) A science project board with the two sides that fold out makes a good 36" x 48" board.

Small Format Pictures Board: AT LEAST a 24" x 36" (to 36" x 48)" board

Large piece of neutral-colored felt to cover your board with extra to overlap over to the back, if desired.

Glue gun and glue sticks

Directions

1. Center felt on front side of board. Turn over. Secure in place with glue.

Making Durable Storyboard Pictures

for use in story-telling and in playing the story review games

Whether you purchase the Deep Down Detectives storyboard pictures from Amazon or print them off the website (included in the Deep Down Detectives Visual Aids book), you will want to find some way to make them more durable. They are used not only as a part of telling the story, but are integral in the story review games. Here's how we make ours durable enough to be used over and over again. **See note below for other simpler options for using these pictures.**

Supplies

Deep Down Detectives Visual Aids book (purchased or downloaded)

White cardstock or printer paper (if downloading pictures)

Sticky-back velcro, circles or cut pieces; or sticky tac putty

Laminator or Self-laminating sheets

Sturdy Sheet Protectors, preferably the "Secure Top" kind, like offered by Avery

Flannelgraph pictures for the Bible stories found at www.praisefactory.org with each unit's resources.

Directions

1. Purchase from Amazon or download and print out the storyboard figures.
2. Cut out flannelgraph figures.
3. Laminate the figures.

Special tip: When laminating the big background pictures that are two (and sometimes even three or four) pieces put together, leave a small gap between the two pieces before laminating together. This small space acts like a hinge and allows you to fold up pictures without hurting them into a manilla envelope that fits 8.5" x 11" sheets of paper along with all of the smaller, regular-sized storyboard pictures.

4. If using a flannelgraph board: Stick a piece of sticky backed velcro (ROUGH SIDE) onto the back of each figure. If using sticky tack and whiteboard: simply stick a small amount of sticky tack on the back of a picture when using it. Remove and store sticky tack in airtight container.

Note: Instead of using all of the pictures as separate flannelgraph pieces, you can choose to use only a few (helpful to have 10 for the story review game); you can clump them onto posterboard and make them into picture scenes; or, you can simply use the Storyboard Picture Guide as a single picture. At praisefactory.org, go to DDD Bits and Pieces for a 22" x 28" poster size jpg of this picture guide if you want to create a large version.

The Deep Down Detectives “Bible” Folder

This is a homemade folder that looks (kinda) like the cover of a Bible. You will use this to put the Bible verse, the Bible Story and storyboard pictures to help make the point that the truths you are teaching them come from the Bible.

Supplies

1 piece of 22" x 28" posterboard (white is fine. Green or brown is nice)

Glue

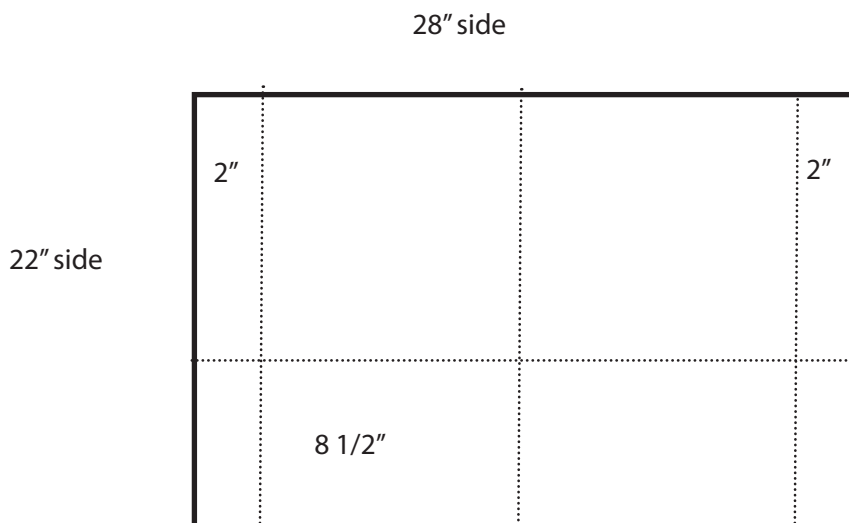
Stapler and staples or packing tape

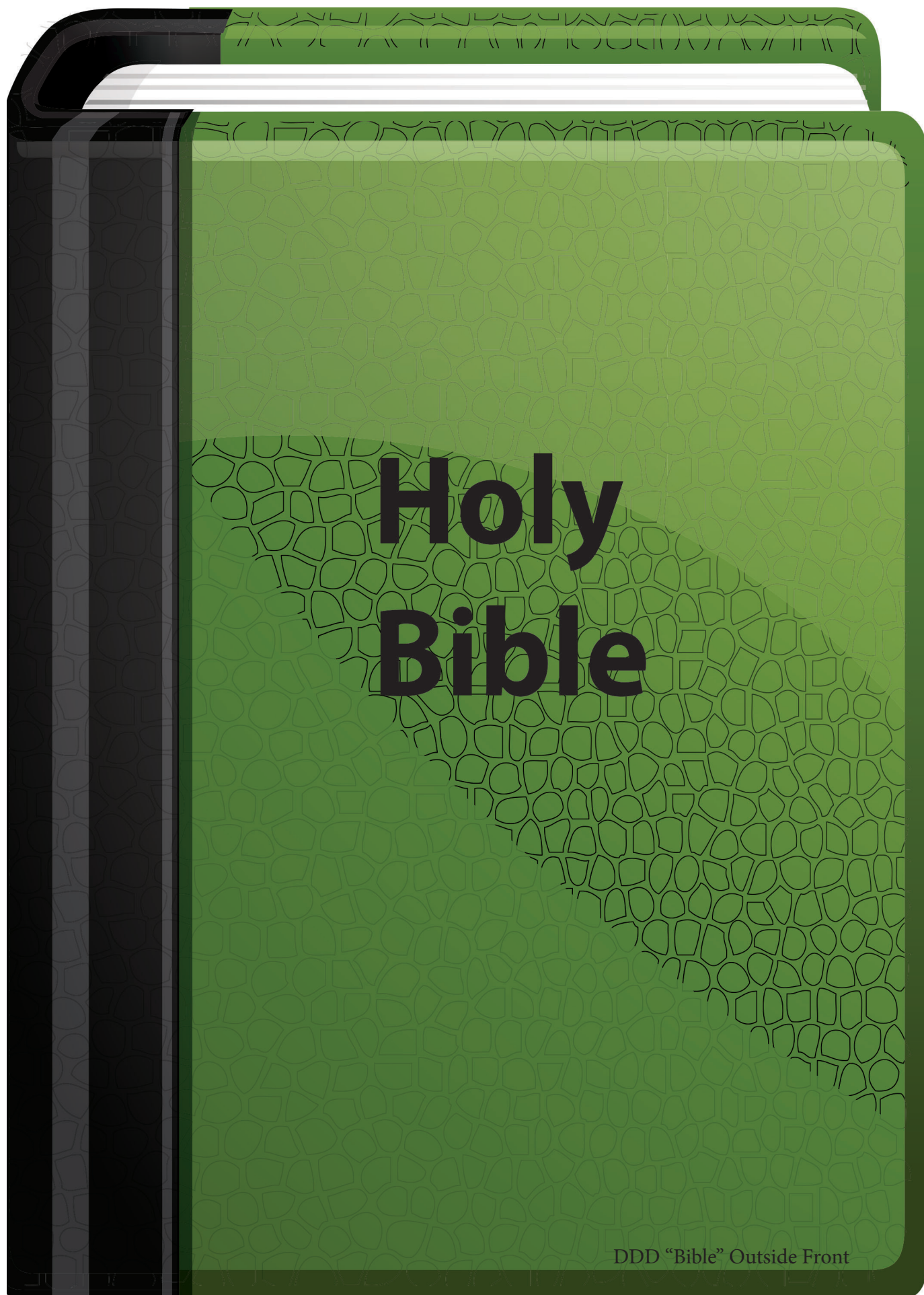
The Bible Cover pictures (see online with resources for this unit or from the back of each Deep Down Detectives Visual Aids book.)

NOTE: The Bible Cover pictures included in the Deep Down Detectives Visual Aids books cannot be created larger than 8.5" x 11". That means that they will be under-sized for a Bible Folder of the dimensions you are making. However, you can go online to the Deep Down Detectives curriculum and there is a pdf of a bigger version of these covers that will actually fit the size of this Deep Down Detectives “Bible” Folder.

Directions

1. Lay out poster board with long side along the bottom.
2. Fold in 2" on each side.
3. Take packing tape and tape the folded in 2" flaps to the main section of the posterboard, all the way down.
3. Fold up 8 1/2" on the bottom of the poster board.
4. Use packing tape to tape this flap in place, all the way down.
5. Take scissors and snip through the tape where the flap is attached to the folder. This will give you a bit more room in the folder.
6. Fold the poster board in the middle to make the center fold.
7. Cut out the Bible Cover Pictures. If possible, laminate these. They will last longer.
- 8.. Glue the two cover pieces to the outside of the folder.





DDD "Bible" Outside Front



