

# **DEEP DOWN DETECTIVES**

**70 Bible Truths  
for Inquisitive 4-7's**



**Unit 6 Core Curriculum, NIV  
God, the Just and Merciful**



Curriculum for preschool and elementary age children,  
training tools, music and other resources  
are available for download or to order at:  
[www.praisefactory.org](http://www.praisefactory.org)

© 2018 Praise Factory Media

This and many other resources are available online at [www.praisefactory.org](http://www.praisefactory.org)

Scripture quotations marked (NIV) are taken from the Holy Bible,  
New International Version®, NIV®, Copyright © 1973, 1978, 1984 by  
Biblica, Inc.™ Used by permission of Zondervan. All rights reserved worldwide.[www.zondervan.com](http://www.zondervan.com)

Scripture quotations marked (ESV) are from The Holy Bible, English  
Standard Version® (ESV®), copyright © 2001 by Crossway,  
a publishing ministry of Good News Publishers. Used by permission. All rights reserved.

Scripture quotations marked HCSB are taken from the  
Holman Christian Standard Bible®, Copyright © 1999, 2000, 2002, 2003, 2009  
by Holman Bible Publishers. Used by permission. Holman Christian Standard Bible®,  
Holman CSB®, and HCSB® are federally registered trademarks of Holman Bible Publishers.



# **Psalm 100**

**the psalm behind the name**



**(v.1) Make a joyful noise to the LORD, all the earth!**

**(v.2) Serve the LORD with gladness!**

**Come into His presence with singing!**

**(v.3) Know that the LORD, He is God!**

**It is He who made us, and we are His;**

**We are His people, and the sheep of His pasture.**

**(v.4) Enter His gates with thanksgiving,**

**And His courts with praise!**

**Give thanks to Him; bless His name!**

**(v.5) For the LORD is good;**

**His steadfast love endures forever,**

**And His faithfulness to all generations.**

May this curriculum help you to be manufacturers of noisy joy unto the LORD (v.1). To sing (v.2), to know (v.3), and to worship Him with thanksgiving and praise (v.4), that the witness of His great faithfulness might continue through all generations (v.5).

The LORD is amazing! God Made All Things Good!

Constance Dever  
June 27, 2016



# Table of Contents

|   |           |
|---|-----------|
| <b>Getting to Know the Deep Down Detectives Curriculum</b>                                      | <b>9</b>  |
| Getting Started with Deep Down Detectives   | 9         |
| Deep Down Detectives Overview Flyer   | 11        |
| Session Prep  | 13        |
| Learning More about Deep Down Detectives Curriculum, by Resource                                | 14        |
| Learning More about Deep Down Detectives Curriculum, by Activity                                | 16        |
| Customizing the Curriculum: Know Yourself to Know What You Need                                 | 21        |
| Customizing the Curriculum: Build-Your-Own-Curriculum Sandwich                                  | 22        |
| Common Customizations: by Age Groups  | 23        |
| Common Customizations: Teaching Situations  | 25        |
| Maiden Voyage: Testing Out the Curriculum   | 27        |
| The Real Launch: Implementing the Curriculum in Your Situation                                  | 28        |
| Protect Your Investment: Tips on Storing the Curriculum for Future Use                          | 29        |
| Master Supplies List for All Deep Down Detectives Games (this list also included in Appendix B) | 33        |
| VBS, Camps and Other Programs   | 36        |
| The Praise Factory Bible Truths across the Three Curriculums                                    | 41        |
| <br><b>CORE CURRICULUM for Unit 6: God, the Just and Merciful</b>                               |           |
| <br><b>How Did Bad Things Come to God's Good World?</b>   |           |
| <b>Bad Things Came through Sin!</b>   |           |
| <br><b>Bible Truth 1: When Adam and Eve Chose to Disobey God</b>                                | <b>43</b> |
| Session Prep  | 44        |
| Unit Overview   | 45        |
| Bible Truth Overview Sheet  | 47        |
| Songs Track Numbers   | 48        |
| Lesson Plan   | 49        |
| Bible Story   | 61        |
| Discussion Sheet  | 67        |
| <br><b>Bible Truth 2: When Sin Spread to the Whole World</b>                                    | <b>69</b> |
| Session Prep  | 70        |
| Unit Overview   | 71        |
| Bible Truth Overview Sheet  | 73        |
| Songs Track Numbers   | 74        |
| Lesson Plan   | 75        |
| Bible Story   | 87        |
| Discussion Sheet  | 95        |
| <br><b>APPENDIX A: Songs</b>  | <b>97</b> |
| <br><b>Index of Songs</b>   | <b>98</b> |
| <br><b>General Classroom Songs (Used every lesson, every unit)</b>                              | <b>99</b> |
| Track Numbers   | 100       |
| Lyric   | 101       |
| Sheet Music   | 105       |

|   |            |
|---|------------|
| <b>Unit 6 Songs (Used every lesson throughout the unit)</b> | <b>109</b> |
| Lyrics  | 111        |
| Sheet Music   | 117        |
| <b>Bible Truth 1 Songs</b>                                  | <b>123</b> |
| <b>Bible Truth 2 Songs</b>                                  | <b>127</b> |
| <b>APPENDIX B: Games</b>                                    | <b>131</b> |
| Games Index   | 132        |
| Master Supplies List for All Deep Down Detectives Games     | 133        |
| Bible Verse Games   | 137        |
| Music, Movement & Memory Activities                         | 150        |
| Bible Story Review Games                                    | 163        |
| <b>APPENDIX C: Crafts and Take Home Sheets</b>              | <b>177</b> |
| Unit 6: Bible Truth 1 Crafts                                | 179        |
| Unit 6: Bible Truth 2 Crafts                                | 199        |
| <b>APPENDIX D: Free Time Activity Suggestions</b>           | <b>219</b> |
| <b>APPENDIX E: Resources to Make or Buy</b>                 | <b>225</b> |
| Making a Big Question Box/Briefcase                         | 226        |
| Making a Flannelgraph Storyboard                            | 227        |
| Making Durable Storyboard Pictures                          | 227        |
| Making Durable Story Scene Pictures                         | 227        |
| Making the Deep Down Detectives Bible Folder                | 228        |

## Deep Down Detectives Curriculum Resources

There are five companion resources for each of the sixteen units of Deep Down Detectives. Use whichever resources are useful to your setting. Deep Down Detectives resources are available as free, digital downloads at [praisefactory.org](http://praisefactory.org), or for purchase as hard copies through [amazon.com](http://amazon.com).

Make sure to check out the “Bits and Pieces” section of the Deep Down Detectives curriculum online. It has all of the resources separated out making it easy for you simply to pick, choose and print out whatever you want.

### **Deep Down Detectives Core Curriculum Book, ESV/NIV for each unit**

The Deep Down Detectives Core Curriculum book contains the curriculum introduction, the lesson plans, stories, music, activities and take home sheets for each of the units.

### **Deep Down Detectives Visual Aids with Simple Story Scenes, ESV/NIV for each unit**

This resource provides large, colorful signs of the key concepts used in the unit, PLUS, easy-to-use, colorful scenes that you hold up in sequence as you tell the story. The story text for each scene is printed on the bottom of each scene.

### **Deep Down Detectives Simple Story Scenes, ESV/NIV for each volume**

This resource includes only 2-page overview for Bible Truth, the story scenes, and take home sheets. This is a great, basic resource for use at home and in many classroom teaching situations.

### **Deep Down Detectives Small Format Visual Aids, ESV/NIV (Small Format Storyboard Pictures) for each volume**

This resource provides large, colorful signs of the key concepts used in the unit, PLUS, colorful storyboard (flannelgraph) pictures to cut out and use as you tell each story. These storyboard pictures are for use with storyboards at least 24" x 36" in size.

### **Deep Down Detectives Large Format Visual Aids, ESV/NIV (Large Format Storyboard Pictures) for each volume**

This resource provides large, colorful signs of the key concepts used in the unit. It also provides colorful storyboard (flannelgraph) pictures to cut out and use as you tell each story. These storyboard pictures are for use with storyboards 36" x 48" in size.

All of these materials may be photocopied for non-commercial church, classroom or school use by licensed users.

## Other Resources in the Praise Factory Family of Curriculum

Deep Down Detectives is the second in a family of three, inter-related curriculums:

- Hide 'n' Seek Kids (focus group: ages 2-4; adaptable range: ages 2-pre-K 5's)
- Deep Down Detectives (focus group: ages 4--6's; adaptable range: ages 3-2nd grade)
- PFI: (focus group: grades K-5th grade; adaptable range: pre-K 5's-6th grade)

Each curriculum teaches the same biblical themes, but are presented in greater depth as the children grow and develop. Together, the curriculums work like an expanding spiral of truth that returns to reinforce the same truths with each curriculum, yet leading the children to deeper understanding with each step up.

Learn more about these curriculums as well as other resources and ideas for reaching children with the gospel at: [www.praisefactory.org](http://www.praisefactory.org).





The resources for each Deep Down Detectives session—as described in the lesson plan—are designed for a 60 to 90 minutes session. However, they can be easily tailored to fit a shorter or longer session.

- Both downloads and hard copies available.

*Note: \*If desired, you can start out each of the 16 units of Deep Down Detectives with one session (or more) from Hide 'n' Seek Kids curriculum. This creates a nice introduction to the over-arching theme for each unit. It would also add 16 or more sessions to the curriculum.*

| DEEP DOWN DETECTIVES SCOPE AND SEQUENCE   |   |  |  |
|---|---|--|--|
| UNIT  | BIBLE TRUTHS TAUGHT   | UNIT   | BIBLE TRUTHS TAUGHT  |
| <b>Unit 1: The God Who Reveals Himself</b><br>Q: How Can I Know What God Is Like?<br>A: He Shows Me What He's Like!               | 1. By the Heart He Gave Me to Know and Love Him<br>2. In Everything I See All Around Me<br>3. In the Bible, the Perfect Word of God<br>4. Through His Very Own Son, Jesus Christ  | <b>Unit 9: Jesus Christ, Immanuel, God with Us</b><br>Q: What Did Jesus Come to Do?<br>A: Jesus Came to Bring Us to God!               | 1. He Left His Home in Heaven to Save Us<br>2. He Never, Ever Disobeyed God<br>3. He Taught about God and Did Amazing Things<br>4. He Died on the Cross for His People's Sins<br>5. He Rose from the Dead<br>6. He Went Up to Rule in Heaven   |
| <b>Unit 2: God's Wonderful Word, the Bible</b><br>Q: What's So Special about the Bible?<br>A: It Alone Is God's Word!             | 1. God Made Sure It Was Written Down Just Right<br>2. It Tells Us about God and His Plans<br>3. God Uses It to Save His People<br>4. God Uses It to Change His People   | <b>Unit 10: The Holy Spirit: The Indwelling God</b><br>Q: What Does the Holy Spirit Do in God's People?<br>A: He Changes Their Hearts! | 1. The Holy Spirit Lives in God's People<br>2. The Holy Spirit Gives God's People Courage<br>3. The Holy Spirit Gives God's People Wisdom<br>4. The Holy Spirit Builds God's Church  |
| <b>Unit 3: The Good News of God, the Gospel</b><br>Q: What Is the Gospel?<br>A: Salvation through Faith in Jesus Christ!          | 1. God Made Us and We Should Obey Him<br>2. We Have All Disobeyed God and Deserve His Punishment<br>3. God Sent Jesus to Pay for God's People's Sins<br>4. God Saves All Who Repent of Their Sins and Trust in Jesus  | <b>Unit 11: The God Who Saves</b><br>Q: How Can We Be Saved?<br>A: It Is God's Free Gift!  | 1. When We Trust in Jesus as Our Own Savior<br>2. When We Tell God Our Sins and Turn Away from Them<br>3. When the Holy Spirit Works in Our Hearts   |
| <b>Unit 4: The God Like None Other</b><br>Q: Can Anybody Tell Me What the LORD Is Like?<br>A: He's Not Like Anyone Else!          | 1. He Is a Glorious Spirit<br>2. He Is the One, True God<br>3. He Is God the Father, Son and Holy Spirit: One God, but Three Persons<br>4. He Is Everywhere, All the Time<br>5. He Knows Everything There Is to Know<br>6. He Is Perfectly Holy, Purely Good<br>7. He Can Do Anything He Wants to Do<br>8. He Is Always Faithful, Through and Through | <b>Unit 12: God's People Live for Him</b><br>Q: How Should God's People Live?<br>A: They Should Live Like Jesus!                       | 1. By Asking God for His Help<br>2. By Loving Him Most of All<br>3. By Loving Other People as God Has Loved Them<br>4. By Trusting God and Being Happy with What He Wants<br>5. By Learning God's Word and Obeying It<br>6. By Saying "No" to Disobeying God<br>7. By Telling the Good News of Jesus<br>8. By Making Much of God |
| <b>Unit 5: God, the Good Creator</b><br>Q: Can You Tell Me What God Made?<br>A: God Made All Things Good!                         | 1. He Made Everything Good in Heaven and Earth<br>2. He Made People in a Special Way  | <b>Unit 13: The Sustaining God</b><br>Q: Why Do God's People Keep Believing in Him?<br>A: It Is God's Sustaining Grace!                | 1. God Alone Sustains His People<br>2. God the Father Promises to Help His People<br>3. Jesus Provides God's People with Everything They Need to Live for Him<br>4. The Holy Spirit Works in His People<br>5. The Word of God Grows God's People<br>6. God Uses His People to Strengthen and Comfort Each Other                  |
| <b>Unit 6: God, the Just and Merciful</b><br>Q: How Did Bad Things Come into God's Good World?<br>A: Bad Things Came Through Sin! | 1. When Adam and Eve Chose to Disobey God<br>2. When It Spread to the Whole World   | <b>Unit 14: The God Who Delights in Our Prayers</b><br>Q: How Does God Want Us to Pray?<br>A: Every Night and Day!                     | 1. He Wants Us to Praise Him<br>2. He Wants Us to Confess Our Sins to Him<br>3. He Wants Us to Thank Him<br>4. He Wants Us to Ask Him to Do Great Things   |
| <b>Unit 11: The God Who Saves</b><br>Q: How Can We Be Saved?<br>A: It Is God's Free Gift!   | 1. When We Tell God Our Sins and Turn Away from Them<br>2. When We Trust in Jesus As Our Own Savior<br>3. When the Holy Spirit Works in Our Hearts  | <b>Unit 15: God's People Gather Together</b><br>Q: Why Do God's People Go to Church?<br>A: To Worship God and Love One Another!        | 1. By Praising God for Jesus' Win over Death<br>2. By Learning from God's Word, the Bible<br>3. By Caring for Each Other's Needs<br>4. By Telling What God Has Done and Praying<br>5. By Baptizing People Who Trust in and Live for Jesus<br>6. By Remembering Jesus Died to Save Them   |
| <b>Unit 8: The God Who Loves</b><br>Q: What Is God's Love for His People Like?<br>A: It's More than They Could Ever Deserve!      | 1. He Gave His Son, Jesus to Save Them<br>2. He Always Takes Care of Them<br>3. He Uses Their Sadnesses for Good<br>4. He Will Never Stop Loving His People   | <b>Unit 16: Jesus, the Returning King</b><br>Q: What Will Happen When Jesus Comes Back?<br>A: God Will Make Everything New!            | 1. Jesus Will Judge All People Fairly<br>2. God's People Will Live Happily with God Forever  |

## Session Prep (especially good for newbies!)

### Pray!



Pray for the Holy Spirit to be at work in your and the children's hearts.

### Review



If new to the curriculum, look at the **Getting Started with Deep Down Detectives section of the Core Curriculum book**. (p.5) It will be especially helpful to read through the Deep Down Detectives section of **The Praise Factory Tour: Extended Version Book**. This is a visual way to understand what goes on in the classroom. (A pdf of the book is found in the samples section on the website.)

### Look through and Learn the Lesson



Read over **lesson plan**. Practice any **songs or action rhymes** you are using. Choose/make up motions to go with these. Choose less with younger children and more with older preschoolers. **Practice the lesson with the visual aids** and using the Big Question Box/Briefcase.

### Read and Rehearse the Bible Story with Pictures



Read the Bible story from the Bible. Read the curriculum version. Practice telling it with the storyboard pictures. (If you have not previously laminated the story pictures, do that now.) Or, rehearse it from the Simple Story Scenes, if you are using those.

### Let There Be Music



Download the music and listen to the songs. Choose which of the songs you will use with the children. If using live musicians, make sure they have the sheet music (Appendix A, Core Curriculum book).

### Put the Props in Place



1. Prepare your Visual Aids. Put the Big Question, Unit Bible Truths, Bible Truth, Bible Verse, and Listening Assignment signs, as well as the Bible Story script in one side of the Bible folder.
2. Get out your storyboard. If using Simple Story Scenes, put these in your Bible Folder. Or, if using the individual storyboard figures, put all background pictures in place (they have a BG by the number). Put the rest of the storyboard pictures (these have a SB by the number) in order of use in the other side of the Bible folder.
3. Put the DDD Bible Folder as well as the Big Question sign in the Big Question Box/Briefcase and shut it. If your box/briefcase has locks and you want to use the unlocking the box as part of your session, lock it now....but make sure you have the key or know the code first.
4. Prepare the music CD or sheet music or mp3 device for use in your session.

### Set Out Free Play Activities



Choose and set up free time activities you will use with the children. Choose a variety of different activities that will be enjoyed by different types of children. Rotate the activities you provide to keep them interesting and fresh to your children. (Suggestions in Appendix D, Core Curriculum books.)

### Prepare Any Activities



Choose which (if any) of the Bible Truth games and crafts activities you want to use in the session. Bear in mind your time frame as well as the developmental abilities and attention span of your children as you decide which/how many to prepare. **Look over the Discussion Sheet** and choose a few questions you might use to spark discussion with the children as they do their activities (especially good for ages 3's+). Pray for God to give you opportunities to talk about these things with the children.

### Let Them Take It with Them



Make copies of the craft/take home sheets, if you are not already using them as one of your activities. You may also want to make copies of the story (see take-home version of each story included in Appendix C with the other take home resources) to have for parents to use with their children at home. There's a link on each craft/take home sheet to the story, if you don't make hard copies.





### Store It



After your session is over, collect the resources and store them for future use. This curriculum can be used over and over for years to come.

## Learning More about Deep Down Detectives Curriculum, by Resource

The extra-depth information starts here! This section will describe important features of the Deep Down Detectives curriculum. Look at each resource in the Deep Down Detectives Core Curriculum and Visual Aid books as you read below. **This first section takes a look at the major resources used in presenting the curriculum.**

|  |   |
|--|---|
| <p><b>Scripted Lesson Plan</b></p>  <p><i>Found in the Core Curriculum books</i></p>  | <p>There are <b>three lessons of curriculum</b> provided for each Bible Truth. Since much of the text is the same for all three lessons, <b>only one lesson plan is needed</b>. The different activities for each lesson are noted where they occur. The lesson plans are fully-scripted. This helps even the most inexperienced teacher to know what to say and do. They train your teachers in what to say and do, every step of the way. Notice <b>the green squares with numbers</b> found in the left side bar of the lesson plan. These are references to the visual aids the teacher can use with the children as she teaches.</p>   |
| <p><b>Visual Aids</b></p>  <p><i>Resources found in the Deep Down Detectives Visual Aids books</i></p>  | <p>Visual aids are very important in the Deep Down Detectives curriculum. They help the children learn, and keep them focused and interested. Visual aids also help even the newest teacher teach with greater ease. All of the visual aids are used with the <b>Big Question Box/Briefcase</b> and are revealed as the lesson progresses. They include the Big Question and Answer sign, the Unit Bible Truths sign, the Bible Truth sign, the Bible Verse sign, the Listening Assignments (used as the children listen to the Bible story), and the storyboard pictures used with the Bible story.</p>  |
| <p><b>Big Question Box/Briefcase</b></p>  <p><i>Directions for making this are found in the back of the Deep Down Detectives Core Curriculum books</i></p>                           | <p><b>The Big Question Box/Briefcase</b> is a simple box with a lid that you buy or make; or, you can use a briefcase with a combination lock (kids love this!). Inside the Big Question Box/Briefcase are the props for key teaching concepts (Big Question and Answer; Unit Bible Truths, the Bible Truth concept, the Bible verse and Bible story. While not absolutely necessary, the Big Question Box adds a lot of interest to the lesson.</p>  |
| <p><b>Deep Down Detectives "Bible" Folder</b></p>  <p><i>Directions for making this are found in the back of the Deep Down Detectives Core Curriculum and Visual Aids books</i></p> | <p>The Deep Down Detectives "Bible" Folder is a large, homemade folder <b>made from a 22" x 28" piece of poster board</b>. Images for the front and back of this mock Bible can be glued in place. 8.5" x 11" front and back cover images are included in the Deep Down Detectives Visual Aids in the back. Larger versions of the front and back covers are found online for download with the resources for each unit.</p> <p>Inside this over-sized folder, the teacher places the Bible Verse, the Listening Assignment for the Bible story, the text to the Bible story and the storyboard pictures. The point of this Bible folder is for children to begin to grasp that the truths they are learning come from the Bible.</p>   |
| <p><b>Simple Story Scenes, Storyboard &amp; Storyboard Pictures</b></p>  <p><i>Directions for making these are found in the back of the Deep Down Detectives</i></p>                | <p>Beautiful <b>storyboard pictures</b> have been created for you to put up on a feltboard to bring the story alive. (These figures are also used in the <b>Bible Story Review Game</b>.) The storyboard pictures are found in the <b>Deep Down Detectives Visual Aids Book</b> for each unit. <b>See Core Curriculum Appendix E for preparation instructions.</b></p> <p><b>Simple Story Scenes</b> are the easiest way to use the pictures. Each story is simply told with book-like illustrations and story text along the bottom.</p> <p>If you want a more traditional flannelgraph approach, choose the <b>Storyboard Pictures</b>. These are individual figures that let you build your own scene and allow kids to help put up the pictures. Fun, but they are more work. There are <b>two, different sizes of storyboard pictures</b> you can choose from. Small Format for the smaller class or home setting. Large Format, for a larger class.</p> |



## Learning More about Deep Down Detectives Curriculum, by Resource

### Two, Colorful Ways to Present the Story: Story Scenes OR Storyboard (Flannelgraph) Pictures



*Directions for making these are found in the back of the Deep Down Detectives Core Curriculum and in the Visual Aids books*

Beautiful **pictures** have been created to help you bring the story alive.

**The Deep Down Detectives Visual Aids and Story Scenes Book** for each unit is the easiest way to access these pictures. Ten, colorful, 11" x 17" scenes with text on back can be held up as you tell the story. Each comes as two, 8.5" x 11" sheets which are taped together to create each 11" x 17" scene. Quick to prepare. Easy to use.

Or, you can use the **Storyboard Pictures**, which are individual, flannelgraph pieces that you put up on a felt storyboard as you tell the story. There are **two, different sizes of storyboard pictures** you can choose from. **The pictures in the Deep Down Detectives Small Format Visual Aids books fit on 24" x 36" to 36" x 48" storyboards.** Plenty for a smaller class or home setting. Or, for **larger classroom settings**, choose **The pictures in the Deep Down Detectives Visual Aids (Large Format Storyboard pictures) books work best on a storyboard that is AT LEAST 36" x 48"**.

Those with less prep time or with less experience teaching may feel more at ease with the Storybook Scenes. The storyboard pictures do take time to cut out and laminate. You do need to take time to learn to tell the story with them. But, the children love watching the story unfold as you put up the storyboard pictures. And, they can take an active role in helping put them up, which is of great, educational benefit. We (CHBC) actually use both. We love to tell the story with the Story Scenes; then, we have the children review the story by reconstructing it with the Storyboard Pictures. They are like a big puzzle that kids love to put together. Either or both are all great options.

### Deep Down Detectives Music



*Songs for each unit found in the back of the Core Curriculum book*

Lyrics and sheet music for the songs used with each unit are actually included within the Deep Down Detectives Core Curriculum books in Appendix A.

### Deep Down Detectives Audio mp3's



*Resources found online only with the resources for each unit*

The audio music for each unit is **included in a zip file** found on the Praise Factory website with the resources for each Deep Down Detectives unit.

Download the zip file from the website to a desired location on your computer. Open the zip file by choosing the "extract" option (often shows up when you right click your mouse over the file.) Once they are extracted, you can access them.

You also can play the songs right off of the website from the Deep Down Detectives "Just Music" section.

Or, you can download the QR code sheet of songs used with each Bible Truth.

## Learning More about Deep Down Detectives Curriculum, by Activity

This section describes the activities offered in the Deep Down Detectives curriculum, in order of use. Look at them in the Deep Down Detectives Core Curriculum and Visual Aids books as you read below.

|   |   |
|---|---|
| <p><b>Intake Activities</b></p>                      | <p>These are activities that help the children settle in their class and get ready for learning. They are open-ended so that any child can join in as they are checked into class. <b>Younger children</b> typically do a free time activity.</p> <p><b>Older children</b> typically play a Bible Verse Memory Game or take part in the Sing-along Music Time. Adding the Music, Movement &amp; Memory Activity to the singing can be especially enjoyable for these children.</p> <p>Both the <b>Bible Verse Memory Game</b> and the <b>Music, Movement &amp; Memory Activity</b> are some of the games included in the Response Activities section of the lesson plan. There are three sets of these games suggested, enough for a new set of game for each of the three lessons included with each Bible Truth. <b>Game directions are found in Appendix B of each Deep Down Detectives Core Curriculum book.</b></p>  |
| <p><b>The Classroom Song</b></p>                    | <p>Transitions between activities can be difficult, particularly for preschoolers. The Classroom Song is a simple song with four verses used at transition times to make transitions easy and fun.</p> <p><b>Verse 1: The Gathering Verse</b> invites the children to gather together to worship God.<br/> <b>Verse 2: The Go and Play Verse</b> dismisses the children to play time.<br/> <b>Verse 3: Time to Go &amp; Tell Verse</b> transitions the children to Closing Circle Time,. It is used not only to help them remember what they have learned in class , but also to go and tell others what they've learned<br/> <b>Verse 4: What's Our Big News Verse</b> asks the children to think about what they will go and tell others as they are dismissed.</p> <p><b>The lyrics to the Classroom Song are included in the lesson plan. Large format lyrics and sheet music are included in Appendix A of each Deep Down Detectives Core Curriculum book. An audio version of each verse is included in the unit music.</b></p> |
| <p><b>The Deep Down Detectives Theme Song</b></p>  | <p>Circle Time opens with the curriculum theme song. It reminds the children what their learning time is about. <b>The lyrics to the Classroom Song are included in the lesson plan. Large format lyrics and sheet music are included in Appendix A of each Deep Down Detectives Core Curriculum book. The song audio included with the rest of the unit songs.</b></p>   |
| <p><b>The Classroom Rules Song</b></p>             | <p>A major challenge and important goal with preschoolers is teaching them how to act in a more formal, group teaching setting. Remember this and do not let yourself become frustrated. Your work with the children now will make way for easier teaching as they get older. Reviewing simple and clear classroom rules, then praying for God's help with the children is a great way to start every session During the rest of the session, you may want to refer back to the rules, praising the children when they are keeping them well or reminding them of the rules when addressing problems.</p> <p>The Classroom Rules Song provides a simple, fun to sing/say chant of class rules. It helps remind children of the behavior expected of them in class.</p> <p><b>The lyrics to the Classroom Rules Song are included in the lesson plan. Large format lyrics and sheet music are included in Appendix A of each Deep Down Detectives Core Curriculum book. The audio for this song is included in the unit music.</b></p> |

## Prayers



**Two prayers** are used in each session: an **Opening Prayer** and an **Unit ACTS** prayer.

**The Opening Prayer** stays the same for every session of Deep Down Detectives. It is a prayer asking for God's help to keep the class rules and to learn about Him.

The Opening Prayer can be introduced with the **"Let's Pray!" Song/rhyme**.

**The ACTS Prayer** changes with each Bible Truth. It is called an ACTS prayer because it incorporates four elements of prayer: Adoration (praising God for who He is); Confession (asking forgiveness for our sins); Thanksgiving (thanking God for what He's done, especially through Jesus); and, Supplication (asking God to do great things). It centers around the Bible Truth the children are learning. The ACTS prayer for each Bible Truth can be introduced by the **ACTS Prayer Song**, which helps familiarize the children with the four elements of prayer represented by A, C, T, and S.

The lyrics to "Let's Pray" and the "ACTS Prayer Song" **are included in the lesson plan. Large format lyrics and sheet music are included in Appendix A of each Deep Down Detectives Core Curriculum book. The audio for these songs is in the unit music.**

## The Big Question & Answer



## The Big Question Box Song



The Big Question and Answer is introduced by the use of a 8 1/2" x 11" two-sided **Big Question and Answer sign**. This sign is hidden in **The Big Question Box/Briefcase**, a simple box with a lid you can buy or make; or, a briefcase. (Suggestions for making or buying one included in the Core Curriculum books in Appendix E).

The children sing/say the **Big Question Box/Briefcase Song**, then the teacher or a designated child opens the box/briefcase and gives it to the teacher to hold up and read to the children. The teacher and children then sing the **Big Q & A Song**: the Big Question and Answer set to the tune of a familiar nursery rhyme.

The words to the Big Question Box Song **are included in the lesson plan. Large format lyrics and sheet music are included in Appendix A of each Deep Down Detectives Core Curriculum book. The audio for this song is included the unit music.**

## Big Question Action Rhyme and Song



The meaning of the Big Question and Answer is explained by use of an action rhyme. The action rhyme includes actions that you can do as you say it. Use as few or as many of the actions as you deem appropriate for your children.

Or, you can sing the **Big Question Song**, which incorporates the same concepts into a song.

The lyrics to the Big Question Song **are included in the lesson plan. Large format lyrics and sheet music are included in Appendix A of each Deep Down Detectives Core Curriculum book. The audio for this song is in the unit music.**

## Unit Bible Truths



Having learned the Big Question and Answer for the unit, now it's time to introduce the Bible Truths about this Big Question that the children will be learning. The teacher holds up the **Unit Bible Truths sign** that show all the Bible Truths in the unit. (There are anywhere from two to eight truths in a unit). He tells the class that these are the truths they will be learning about the Big Question, one by one. This helps the children to group the truths together and review what they are as they progress through the unit.

## The Bible Truth Clue Sign



Having shown the children all the Bible Truths, the teacher is now ready to focus in on the one of the Bible Truths. The teacher/designated child will take the **Bible Truth Clue sign out of the Big Question Box/Briefcase** and show it to the class. At first, he only shows them the words on the top of the sign (use one hand to cover up the answer along the sign's bottom). He reads the words along the top, emphasizing the word that is missing. The class listens to the clue hint and works together to come up with the missing word. The teacher reveals the answer, then reads the meaning of the Bible Truth off of the back of the sign (or from the lesson plan.) There are three lessons for each Bible Truth, allowing the children to learn and master the concept before moving onto the next one.

## The Bible Chant



The kids prepare to hear teaching from the Bible by singing/saying **the Bible Chant Song**. This is a simple jingle that reminds the kids that the Bible is very special because it alone is God's Word.

The lyrics to the Bible Chant **are included in the lesson plan. Large format lyrics and sheet music are included in Appendix A of each Deep Down Detectives Core Curriculum book. The audio for this song is in the unit music.**

## The Deep Down Detectives “Bible” Folder



After singing the Bible Chant song, the teacher/designated child pulls out the **Deep Down Detectives“Bible” Folder** from the **Big Question Box/Briefcase**. As explained previously, the point of this Bible folder is for children to begin to grasp that the truths they are learning come from the Bible. The Deep Down Detectives “Bible” Folder is a large, homemade folder made from a 22” x 28” piece of poster board. Images for the front and back of this mock Bible can be glued in place. Inside this over-sized folder, the teacher places **the Bible Verse, the Listening Assignment for the Bible story, the text to the Bible story and the storyboard pictures**.

## The Bible Verse and Song



**The first thing that the teachers pull out of the “Bible” folder in the Bible verse.**  
**Only one Bible verse is taught with each Bible truth.** This gives the children three lessons to really learn the verse and its meaning—not just hear it and forget it. The Bible verse is reinforced even more through **the Bible Verse Song**. This song is used as part of the regular teaching time in Circle Time, as well as in the **Music, Movement and Memory activities**, described next. These activities provide even more opportunities for learning the verse.

The lyrics to the Bible Verse Song **are included in the lesson plan. Large format lyrics and sheet music are included in Appendix A of each Deep Down Detectives Core Curriculum book. The audio for this song is in the unit music.**

## The Bible Story and Resources



**Only one Bible story is used in each Bible truth.** Instead of tiring of hearing the same story for three lessons, the children are delighted to have a chance to master it.

**Optional actions/questions are woven into the story text.** Beautiful **storyboard pictures** have been created for you to put up on a feltboard to bring the story alive. (These figures are also used in the **Bible Story Review Game**.) The storyboard pictures are found in the **Deep Down Detectives Visual Aids books**. Or, use **Simple Story Scenes**.

Directions for making a homemade storyboard board and for making durable storyboard pictures are found in the Core Curriculum books.

While the same Bible story is used for all three lessons, there is a different “listening assignment” for each lesson. These are called “**Detective Dan’s Listening Assignments.**” (These listening assignments will probably be **too much for two year olds; can be useful in developing a three year olds listening skills; and, and are great for children older than this.**

Finish your story time by answering the listening assignment; sharing the gospel, and praying the ACTS (Adoration, Confession, Thanksgiving, Supplication) prayer; and, two response songs.

Story Response Songs



There is a hymn and a praise song that you may choose to close Opening Circle Time with. Each unit features a different pair of response songs, related to the unit Big Question and Answer. This gives the children many lessons to learn these songs. A short unit tie-in description is included with each song.

The words to these two songs **are included in the lesson plan. Large format lyrics and sheet music are included in Appendix A of each Deep Down Detectives Core Curriculum book. The audio for this song is in the unit music.**

Response Activities: Games and Crafts



After Opening Circle Time, the children can either enjoy free play (**see Core Curriculum Appendix D for suggestions**) or one of the many game or craft activities. The games and crafts are all created to help reinforce the truths the children have just learned in Circle Time. These are all created to help reinforce the truths the children have just learned in Circle Time.

There are **three, different games suggested for each lesson:** the Bible Verse Game, the Bible Story Game, and the Music, Movement & Memory Activity. And, there is a **simple coloring craft/take home sheet for each of the three lessons, as well as three extra crafts that can be used at any time.**

**Because there are so many response activities, some teachers like to incorporate some of them as Intake Activities at the beginning of a session.**

Let's look at each of these activities, starting on the next page.



**Response  
Activities:  
Games**



When Opening Circle Time ends, the children can either enjoy free play or one of the many game or craft activities. **The games are referenced in the lesson plans, but are listed in Appendix B at the back of each Deep Down Detectives Curriculum book. The crafts are referenced in the lesson plan, but instructions and any pages to be photocopied are found in Appendix C at the back of each Deep Down Detectives Curriculum book.**

Let's look at the games, then the crafts.

**The Bible Verse  
Game**



**The Bible Verse Game** helps the children learn the Bible verse and think about what it means. **The Bible verse games are referenced in the curriculum, but listed in Appendix B in each Deep Down Detectives Core Curriculum book.**

**The Bible Story  
Review Game**



The **Bible Story Review Game** helps the children think about what they learned in the story. It uses the **Storyboard Pictures** from the Bible story. **The Bible Story games are referenced in the curriculum, but listed in Appendix B in each Deep Down Detectives Core Curriculum book.**

**Music,  
Movement &  
Memory  
Activity**



The Music, Movement & Memory Activities have the children do certain movement or use **simple homemade (or store bought) musical instruments**, as they sing songs or say the Bible verse. A **simple hymn** and **praise song** as well as the **Bible Verse Songs** and **Big Question Song** are suggested for use. A short blurb describing how each song ties in with the Bible Truth concept is given. **The Music, Movement & Memory Activities are referenced in the curriculum, but listed in Appendix B in each Deep Down Detectives Core Curriculum book.**

The lyrics and sheet music to these songs are included in the Core Curriculum books. The audio for these songs is found with each unit's music.

All three of these activities are part of a **collection of games that can be assembled ahead of time, then stored** for use throughout the curriculum on a rotation basis. This makes it easy to keep each lesson active and fun, but with less prep work. **A complete list of supplies need to make the games is included in later in this chapter and in Appendix B of each Core Curriculum book.**

**Response  
Activities:  
Crafts**

**Coloring Pages/  
Take Home  
Sheets**








There are both coloring pages/take home sheets as well as a few extra crafts available with each Bible Truth. **The crafts are referenced in the lesson plan, but instructions and any pages to be photocopied are found in Appendix C at the back of each Deep Down Detectives Core Curriculum book.**

A coloring page is provided for each of a Bible Truth's three lessons. On the back of each page are the key concepts, a few questions; an ACTS prayer; and, a song/s for parents to use with their children that act as a take home sheet. There is a different emphasis for each lesson's coloring sheet that corresponds with the listening assignment for the lesson:

- Lesson 1 Coloring Sheet Emphasis: The Bible Truth
- Lesson 2 Coloring Sheet Emphasis: The Bible Verse
- Lesson 3 Coloring Sheet Emphasis: The ACTS Prayer

While these are simple, coloring sheets, they can be easily turned into something more. Upgrade your coloring sheet to a more interesting craft by offering simple embellishments, such as jiggly eyes, craft sand, glitter, glitter glue, colored paper dots (made with a hole punch), fabric scraps, etc. Make cut-to-size glued-on clothes, hair, etc. for characters by using a copy of the coloring sheet, cutting out the selected portions and making them the patterns for whatever you want to cut out of fabric, paper, foil, etc.

|   |   |
|---|---|
| <p><b>Response Activities: Crafts</b></p> <p><b>Extra Crafts</b></p>   | <p>With each Bible Truth, there are three extra crafts included for use at any time.</p> <p>These are a <b>Go-and-Tell Craft</b>; a <b>Bible Story Coloring Picture</b> and a <b>Bible Story Puzzle</b> (which is the Storyboard Picture Placement page from the story, which you can cut out into the appropriate number of puzzle pieces for your children, then re-assembled by them).</p> <p><b>Like the other crafts in the curriculum, these extra crafts are referenced in the lesson plan, but instructions and any pages to be photocopied are found in Appendix C at the back of each Deep Down Detectives Core Curriculum book.</b></p>  |
| <p><b>Response Activities: Discussion Sheet</b></p>    | <p>The discussion sheet contains questions about the key concepts used in the Bible Truth. These can be used to spark good conversation as the children are coloring. They can also be used as part of the games and other activities to add even more depth.</p> <p>They are most appropriate for use with children ages 3 and up.</p>   |
| <p><b>Take Home Resources</b></p> <p><b>Coloring Pages/ Take Home Sheets</b></p>  <p><b>Take Home Version of the Bible Story</b></p>  | <p>There is a different coloring page/take home sheet for each of the three lessons provided for every Bible Truth. Each take home sheet has a slightly different emphasis, but they all include the key concepts and a few questions. They also tell parents where they can find the full script to Bible story and other resources on the Praise Factory website (in the Parents' Resource section for the curriculum), if they want to use them at home with their children.</p> <p>The <b>front side is the coloring page and the back side is the take home sheet. The coloring pages/take home sheets are referenced in the lesson plan, but the pages to be photocopied are found in Appendix C at the back of each Deep Down Detectives Core Curriculum book.</b></p> <p>There is also a <b>take home version of the story</b> that you can give out along with the take home sheets. This is also available online in the Deep Down Detectives parents' resources section.</p> <p><b>This version of the Bible story is referenced in the lesson plan, but is included in Appendix C at the back of each Deep Down Detectives Core Curriculum book.</b> It is also available online in the Deep Down Detectives Parent Resource section, as parents are reminded on each take home sheet along the bottom.</p> |
| <p><b>Music Resources</b></p> <p><b>Lyrics and Sheet Music</b></p>  <p><b>audio mp3's of the songs</b></p>   | <p><b>Lyrics and sheet music for the songs used with each Bible Truth are included within the Deep Down Detectives Core Curriculum books.</b></p> <p>Each lesson plan includes the lyrics to the core songs used with each Bible Truth. Large format lyrics and sheet music for the songs is included in Appendix A of each Core Curriculum book.</p> <p>Frequently, the lesson plan references extra songs. The lyrics and sheet music to these extra songs are only found in Appendix A with the other unit songs.</p> <p>The songs can be downloaded from the <a href="http://praisefactory.org">praisefactory.org</a> website. There are 16 zip files of mp3s of songs, one for each of the 16 Deep Down Detectives units. Or, you can download the QR code sheets of links to the songs.</p>   |

## Customizing the Curriculum: Know Yourself to Know What You Need

A good, curriculum custom-fit starts with thinking carefully about those involved. Here are six, key factors to consider. (The Children's Ministry Questionnaire will guide you through these issues in much greater depth.)



**Your Children's Abilities**

- + readers/pre-readers?
- + age groupings in the same class
- + attention span
- + exposure to the gospel?
- + etc.



**Your Teachers' Agility**

- + teaching experience
- + experience with children
- + classroom experience
- + their own spiritual maturity
- + etc.



**Your Time Capacity**

- + Thirty minutes or one hour?
- + Once a week/five days a week?
- + A camp session/a V.B.S
- + School year/a full year?
- + etc.

Who are we?

What do we need?



What can we do?

What should we do?




**Your Teaching Locality**

- + Home, church or school?
- + Urban, suburban or rural?
- + Storage space available?
- + Classroom size?
- + etc.



**Your Ministry Priorities**









- + Who gives you spiritual oversight?
- + What do they want you to teach?
- + Are they willing to look over the curriculum/help find and screen teachers?
- + etc.



**Your Practicalities**

- + What is your budget?
- + Who will prepare the curriculum?
- + How much time do they have?
- + Is there anyone willing/able to oversee the start up and implementation of a new curriculum?

## Customizing the Curriculum: Build-Your-Own-Curriculum Sandwich

|   |  |   |
|---|--|---|
|    | <p>You've thought about who you are, what you need, what you can do, and what you can should do. Now it's time to customize your own curriculum version. We like to think of this process as similar to creating your favorite sandwich. Start with what you know has to be there, then add in extras until you get just what you want. You might be a "meat-only" sandwich, needing only the very basics of the curriculum. Or, you want "the works"--the whole curriculum, just as it is written. Many people use something in between. The important thing is to keep in mind the specifics of your teachers; your children; your time constraints; and, your ministry situation. Then build your own version of Deep Down Detectives that works best for you. Bon appetit!</p> |   |
| <b>1. Start with the Meat:</b><br>Core Curriculum<br>                  | <b>Resources:</b> <ul style="list-style-type: none"> <li>• Big Question and Answer</li> <li>• Bible Truth</li> <li>• Bible Verse</li> <li>• Bible Story</li> </ul>   | <p>These are the backbone of biblical truth for the curriculum. You really only have to have these. Everything else is extra!</p>   |
| <b>2. Choose Your Cheese:</b><br>Response Activities<br>               | <b>Resources:</b> <ul style="list-style-type: none"> <li>• Bible Memory Game</li> <li>• Bible Story Review Game</li> <li>• Music, Movement &amp; Memory</li> <li>• Crafts</li> </ul>   | <p>Response activities are second in importance only to the "meat." They are enjoyable, hands-on activities that help the children learn and retain the "meat" of biblical truths.</p>  |
| <b>3. Add the Lettuce:</b><br>Intake Activities<br>                   | <b>Resources:</b> <ul style="list-style-type: none"> <li>• Free Play</li> <li>• Activity Centers</li> <li>• Unit Songs</li> <li>• Bible Memory Game</li> </ul>   | <p>Intake Activities are a nice addition to your curriculum "sandwich", but you don't have to have them. They often help the children settle better in class and prepare them for learning.</p>   |
| <b>4. Throw on Extra Veggies:</b><br>Zesty Extras<br>                | <b>Resources:</b> <ul style="list-style-type: none"> <li>• Deep Down Detectives Song</li> <li>• Classroom Rules Chant</li> <li>• The Big Question Box Song</li> <li>• The Bible Song</li> <li>• Let's Pray Song</li> <li>• ACTS Prayer Song</li> </ul>   | <p>These are few extras that add zest to the curriculum. The Classroom Rules Song is especially helpful for reminding the children of expected classroom behavior in a fun way.</p>   |
| <b>5. Spread on Condiments:</b><br>Transitions<br>                   | <b>Resources:</b> <ul style="list-style-type: none"> <li>• The Classroom Song (4 verses)</li> </ul>  | <p>Harnessing the transition points in your curriculum can make teaching much easier for your teachers and actually fun for your kids. The Deep Down Detectives curriculum uses music to structure and teach the children through every transition.</p> |
| <b>6. Choose Your Bread:</b><br>Curriculum Presentation Features<br> | <b>Resources:</b> <ul style="list-style-type: none"> <li>• Big Question Box/Briefcase</li> <li>• Storyboard Pictures</li> </ul>  | <p>These are resources that are used to present the curriculum to the children. They help keep the children focus and make the learning more visual and interactive.</p>  |
| <b>7. Prepare It for Carry Out</b><br>Take Home Resources<br>        | <b>Resources:</b> <ul style="list-style-type: none"> <li>• Coloring Sheet/Take Home Sheet for each lesson</li> <li>• Take Home version of each story</li> </ul>  | <p>Take home resources are a great way for parents to know what their children are learning and to provide them with a tool for further discussion.</p>   |

## Common Customizations: Age Groups

Having considered these questions, put this information to work to build your version of the curriculum.

Here are some ways we have customized the curriculum or seen it customized by others:

| <b>CUSTOMIZE BY:<br/>Age Group</b> |   |
|------------------------------------|---|
| <b>2 year olds</b>                 | <p><b>GENERAL OBSERVATIONS:</b><br/>You are doing well just to get these children to begin to sit as a group. Build up to this, as they get adjusted to a classroom setting. Set your expectations LOW! Helping the children learn how to be a group prepares them for learning more later and even more being able to join in the church service better. This, by itself, is a job well-done.</p> <p><b>NUMBER OF LESSONS OF A BIBLE TRUTH USED:</b><br/>All three lessons for sure! Repetition is great for these kids!<br/><b>But, if you go at this rate, you will not get very far through the 69 Bible Truths in a year. Consider using Hide 'n' Seek Kids instead.</b></p> <p><b>SUGGESTIONS FOR HOW TO USE THE CURRICULUM:</b><br/> <b>Opening Activity Time:</b> <ul style="list-style-type: none"> <li>• Free play time as they come to class</li> <li>• You can have unit music playing in the background</li> <li>• Use the Classroom Songs to begin to teach them about transitions</li> </ul> <b>Opening Circle Time:</b> <ul style="list-style-type: none"> <li>• Use the Big Question Box/Briefcase</li> <li>• Teach them the Big Question</li> <li>• Sing the Big Question Song (short, nursery rhyme version)</li> <li>• Teach them the Bible Truth</li> <li>• Tell them the Bible Verse (maybe sing the song)</li> <li>• Tell the Bible story, using the storyboard</li> <li>• Do not expect these children to be able to do the listening assignment.</li> <li>• End with the ACTS prayer or an even shorter prayer, if attention is lagging.</li> </ul> <b>Response Activity Time:</b> <ul style="list-style-type: none"> <li>• Dismiss to free play time.</li> <li>• You can have unit music playing in the background.</li> <li>• Offer the coloring sheet/take home sheet craft after they have played for a while.</li> <li>• You MIGHT be able to weave a few of the discussion questions into your conversations with the children as they play or do their coloring sheet... but don't count on it. It's just fine if they don't! They are only two years old!</li> </ul> <b>Closing Circle Time:</b> <ul style="list-style-type: none"> <li>• Use the Classroom Songs to gather them back together.</li> <li>• Ask them the Big Question and Answer, tell them the Bible Truth, and sing the short Big Question Song again.</li> <li>• End with the ACTS prayer or an even shorter prayer, if attention is lagging.</li> </ul> <b>Dismissal:</b> <ul style="list-style-type: none"> <li>• Give out the take home version of the Bible Story, the day you start a new Bible Truth.</li> <li>• Give out coloring sheet/take home sheet for the lesson.</li> </ul> </p> |



## Common Customizations: Age Groups

| CUSTOMIZE BY:<br>Age Group                           |   |
|--|---|
| 3 year olds  | <p><b>GENERAL OBSERVATIONS:</b><br/>This age group can enjoy much of this curriculum.</p> <p><b>NUMBER OF LESSONS OF A BIBLE TRUTH USED:</b><br/>All three lessons for sure! Repetition is great for these kids!<br/><b>But, if you go at this rate, you will not get very far through the 69 Bible Truths in a year. Consider using Hide 'n' Seek Kids instead.</b></p> <p><b>HOW TO USE THE CURRICULUM:</b><br/>As written, except...<br/>the listening questions will be a new concept to this children of this age. This is the new skill you will be working on to give the children. It may take a while to get them used to holding on to a question or two as they listen. You might even want to remind them of the questions as you read the story. (This is another way we help these children prepare to gather with the congregation and be ready to learn from a sermon. And, be careful not to overwhelm them with too many discussion questions. Choose a few and repeat them when playing the games. Add in more as they master the answers to your initial ones.</p>  |
| 4-5 year olds<br>OR<br>2-5 year olds<br>as one class | <p><b>GENERAL OBSERVATIONS:</b><br/><b>4-5 year olds:</b><br/>The concepts of the curriculum were especially created with this age group in mind.</p> <p><b>2-5 year olds as one class:</b> You are combining children with fairly different developmental abilities. While one teacher is teaching, the other teacher may need to be quietly tending to the 2 year olds as their attention span fades.</p> <p><b>NUMBER OF LESSONS OF A BIBLE TRUTH USED:</b><br/>These children will do best with 2-3 lessons of the three included with each Bible Truth. We do two concepts per month of Sundays. That 2 lessons from Bible Truth, then 2 lessons from the next Bible Truth. Or, in months with five Sundays, you would choose to do 2 lessons from one Bible Truth and 3 lessons from the next. <b>You will complete the curriculum in about 2 1/2 years at this rate.</b></p> <p><b>HOW TO USE THE CURRICULUM:</b><br/>As written. You can introduce the longer, full Big Question Songs, not just the short nursery songs with children.</p> <p>And, for those who have combined 2-5 year olds, having the children do the suggested actions that go with the full, Big Question Songs can be a great chance for the little 2-year-olds to get some wiggles out.</p> |

## Common Customizations: Age Groups

| CUSTOMIZE BY:<br>Age Group |   |
|----------------------------|---|
| pre-K & K                  | <p><b>GENERAL OBSERVATIONS:</b><br/>The concepts of the curriculum were especially created with this age group in mind.</p> <p><b>NUMBER OF LESSONS OF A BIBLE TRUTH USED:</b><br/>These children will do best with 2 lessons of the three included with each Bible Truth. We do two concepts per month of Sundays. That 2 lessons from Bible Truth, then 2 lessons from the next Bible Truth. Or, in months with five Sundays, you would choose to do 2 lessons from one Bible Truth and 3 lessons from the next. <b>You will complete the curriculum in about 2 1/2 years at this rate.</b></p> <p><b>HOW TO USE THE CURRICULUM:</b><br/>As written. You can introduce the longer, full Big Question Songs, not just the short nursery songs with children.</p>   |
| K-2nd grade                | <p><b>GENERAL OBSERVATIONS:</b><br/>The concepts of the curriculum can still very good for this age group, but you are bumping up against its outer limits. I would move on to Praise Factory Investigators, if I was using Deep Down Detectives with the preschoolers. However, if this curriculum is being introduced with this age group, it will be great for them.</p> <p><b>NUMBER OF LESSONS OF A BIBLE TRUTH USED:</b><br/>These older children will do best with 1 to 2 lessons of the three included with each Bible Truth. You will probably bore them if you repeat beyond this point.</p> <p><b>HOW TO USE THE CURRICULUM:</b><br/>Definitely introduce the longer, full Big Question Songs, not just the short nursery songs with this group.</p> <p>I would either do:<br/>two, full lessons per Bible Truth;<br/>OR,<br/>I would do one full lesson per Bible Truth, then use the Opening Activity time of the next session to review the previous session's concepts by playing the Bible Story game/ Bible Verse Review Game/singing the songs). I would then introduce the next Bible Truth concepts in Opening Circle Time.</p> |

## Common Customizations: Teaching Situations

| <b>CUSTOMIZE BY:<br/>Teaching Situation</b>   | <b>How to Structure the Curriculum</b>  |
|---|---|
| <b>Single Session</b><br>One, 60-90 minute session on a lesson, in one day, once a week<br>examples: Sunday School, Church Hour, Mid-week programs  | As written. If you do not really have 60 minutes of actual teaching time, you will need to choose what not to use. Choose what you think is most important to have in your session, then continue to add in elements until you have filled up your time budget.   |
| <b>Double Session</b><br>Two 60-90 minute sessions, on the same lesson, in one day, once a week<br>examples:<br>Sunday School PLUS Church Hour<br>OR,<br>Sunday Morning PLUS Sunday Evening<br>OR,<br>Sunday Morning PLUS Wednesday Evening | <p><i>(This is how we use the curriculum here at CHBC)</i></p> <p><b>First session of the Double:</b></p> <ul style="list-style-type: none"> <li>• Use Opening Activity</li> <li>• Opening Circle Time</li> <li>• And choose an activity</li> <li>• Fill in extra time with free play activities</li> </ul> <p>snack and potty break</p> <p><b>Second session of the Double:</b></p> <ul style="list-style-type: none"> <li>• Review Opening Circle Time</li> <li>• Choose another activity</li> <li>• Fill in extra time with free play activities</li> </ul>  |
| <b>Daycare/Schools Bible Class</b>  | <p>Schools vary in how many days they teach Bible. Some will have a daily Bible class. Others, will have it only certain days.</p> <p>Here's a suggestion for one Bible Truth a week, 5 days a week Bible class for preschoolers:</p> <p>Typically, each session you will be:</p> <ul style="list-style-type: none"> <li>• Reminding the children of the Big Question and Bible verse;</li> <li>• Telling them the Bible story (or asking them questions to review it);</li> <li>• Singing the songs; and,</li> <li>• Following up with a response activity.</li> </ul> <p>There are three lessons in each Bible Truth, with a listening assignment for each lesson. each with a coloring page, and three games; plus, three extra crafts.</p> <ul style="list-style-type: none"> <li>• That makes 12 activities, plus the three extra crafts. Plenty for a week of Bible classes for little preschoolers.</li> <li>• You could read the story on Monday, Wednesday and Friday, using a different listening activity each time. Use the coloring sheet corresponds to the listening activity on those days.</li> <li>• Then, the other two days of the week, use the games to review what they have learned.</li> </ul> <p>With 16 units of 67 Bible truths, this gives you about two academic years of curriculum.</p> |
| <b>Camps, VBS and Short-term Missions Trips</b>   | <p>Since camps, VBS and mission trips usually involve both preschoolers and elementary school children, you will do best use two or three of the Praise Factory family of curriculum to meet everyone's needs. At the end of this introduction section, we provide suggested schedules for these ministry situations. We also have included how the Bible Truths across all three curriculums line up so you can coordinate the truths you are teaching across all of the age groups/curriculums.</p>   |

## Maiden Voyage: Testing Out the Curriculum

### Making a Test Run

At last it's time to try out the curriculum on your kids. As mentioned before, our favorite way to try out a new curriculum is with a smaller group of children (of the more-likely-to-be-well-behaved variety), when there is an opportunity to do so. This gives the curriculum its best test-run. Ideally, you want to give any curriculum a few sessions trial period. New curriculum is new curriculum. Teachers will be getting used to it as will the kids.

You may choose to dive in the deep end and introduce the whole curriculum to the children at once. As you introduce the curriculum to your children, also remember that everything will be new to them at first. New ideas and structures use up a lot more attention and energy than when they are familiar and routine...and it takes time for them to become routine. Be patient! Expect this!

Or, you may take the gradual approach, deciding on lesson elements to introduce gradually, then adding more in as you go. Think about the routine the children are used to in your classroom already. What works? What doesn't work? Slot Deep Down Detectives resources into the parts of your current framework that work best with your children, then gradually build from there.

For example, you might want to start with just the Bible story and Bible verse the first lesson, adding other elements the second lesson, and so on. Also, realize that the children will be doing a lot more watching and a lot less direct participation at first as they are learning the routine.

Give yourself and the children a few lessons to settle into the routine before deciding what is the right amount of activities to include each week. As the children get used to the lesson routine, you will find the children have more attention and energy to devote to the learning activities.

### Evaluate and Adjust It

As you test-run the curriculum, you will probably want to evaluate and make changes. Reflect on how the teaching session goes, after each of your test runs and make any necessary changes. As you get closer to a good fit, add in more conditions like the typical classroom--such as your crazier kids, etc.. See how the curriculum works with these new elements. Make more changes until you feel good about your fit.

## The Real Launch: Implementing the Curriculum in Your Situation

|   |   |
|---|---|
| <b>Sign Post It</b>                       | Once you have figured out what works best for your children and those teaching the curriculum, put sign posts in place in the classroom. If you found that certain activities work better in a certain part of the room (such as games or craft time), put up a sign on the wall near that area indicating that. Or, put down a rug where you want to have Circle Time.   |
| <b>Choose and Train Your Load-Bearers</b> | <p>If the curriculum follows a set time schedule, display the schedule on the wall in large print so a teacher can with just a glance know what he/she should be doing.</p> <p>Signpost where you store your curriculum resources (games, curriculum, music, craft supplies, etc), too, so that even the newest teacher can easily find what he/she needs.</p> <p>Once you feel that you have adjusted the curriculum to a good fit for teacher and children, begin to train others in how to teach it, too. Ideally, this starts as a mentoring experience between you and another teacher (preferably two). You are looking for people who are willing to learn the curriculum inside-out until they can teach it well themselves and can later train others in it, too. I call these teachers, "load-bearers," because they will share the weight of implementing the new curriculum.</p> <p>First, have your load-bearers come observe you as you teach the curriculum. Have them read the introductory materials and the curriculum lesson plan before they observe. After class, de-brief with them about the session. Have them continue to come for a number of session, gradually handing over the teaching responsibilities until they are comfortable and confident.</p> |
| <b>Bring the Parents Up to Speed</b>      | Make sure to include parents in your launch! Communicate with them about the change in curriculum that is happening. Hold a meeting. Send out an email. Hand out the Deep Down Detectives flyer (pgs. 7-8, Core Curriculum books). Ask them to parents. Invite their feedback. Make them your partners, after all, it is them and their kids you hope to help.  |
| <b>Add Others</b>                         | With your load-bearers in place and confident in the curriculum, you can now begin to look for more potential teachers to be trained. The load-bearers will then follow the same steps as you took with them: having them observe, then gradually take teaching responsibilities, de-briefing after each session. Continue until they are confident.  |
| <b>Want to See More?</b>                  | <p>Three times a year (the third Saturday/Sunday of March, May and September), we hold a free lunch, learn-and-look workshop and observation time here at Capitol Hill Baptist Church in Washington, D.C.</p> <p>On Saturday, we gather for lunch and talk philosophy; child protection policy; encouraging parents; recruiting teachers; dealing with discipline issues; etc; and, of course, curriculum. After finishing up our group session, we are happy to talk to individual churches about their particular situations.</p> <p>Then on Sunday, we offer an opportunity to see Deep Down Detectives and the other Praise Factory curriculum in action in our classes. This can be a great way to help others understand and get excited about the curriculum.</p> <p>The registration form for these workshops can be found on the Praise Factory website.</p>   |



## Protect Your Investment: Tips on Storing the Curriculum for Future Use

This is a curriculum that keeps on giving year after year. Everything is re-used. If you do a good job storing the curriculum, it will serve your church well and at little cost for many years.

Here are two ideas to help you:

### Idea #1: If you are teaching only a small group of children:




Then, store all of these resources together in a magazine file



## Protect Your Investment: Tips on Storing the Curriculum for Future Use

**Idea #2: If you are teaching a large group of children (like we do at CHBC), you may want to have a separate envelope for each resource type.**

Copies of  
Unit Lesson Plan,  
and Story  
with Listening  
Assignments



CDs,  
Song Track Lists,  
Lyrics &  
Sheet Music




Bible Story  
storyboard  
Pictures,  
Pictures Key and  
Placement Guide



Discussion Sheet



Visual aids,  
(except for Bible  
Storyboard Pics)



Craft/Take Home  
Sheet 1



Craft/Take Home  
Sheet 2



Craft/Take Home  
Sheet 3



Extra Craft 1



Extra Craft 2



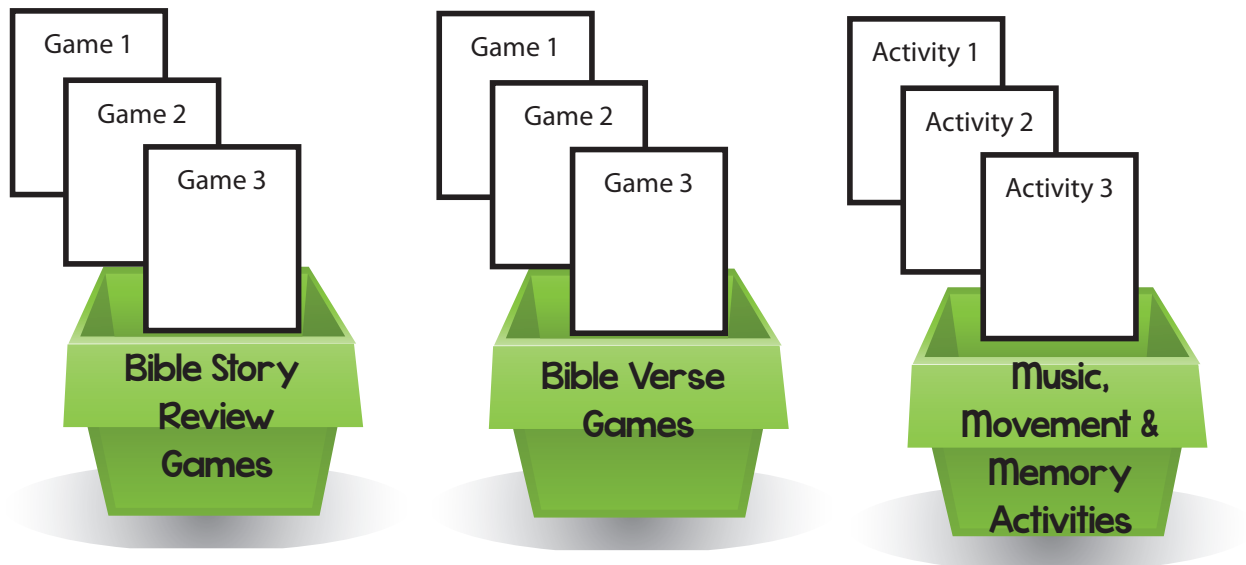
Extra Craft 3





## Protect Your Investment: Tips on Storing the Curriculum for Future Use

Store your games in separate ziploc bags and put them in bins.:



## Master Supplies List for All Deep Down Detectives Games

Deep Down Detectives uses many games. The good news is, they are simply made and they are re-used throughout the whole curriculum. Make sure you save the games you make and it will save you a lot of time later.

This is the full list of the games and the supplies needed in the Deep Down Detectives Curriculum. While you only need to make whatever games you choose to use with each lesson, **I strongly recommend that you make all the games before you start using the curriculum.** Get the prep work over with at the beginning and coast your way through years of enjoyment! Store them in ziploc bags or baskets and pull them out when needed. So simple!

### THIS LIST IS ALSO INCLUDED IN APPENDIX B: GAMES

| <u><b>Bible Verse Games</b></u>   | <u><b>Bible Verse Games</b></u>  |
|---|--|
| <p><b>Lily Pad Jump</b></p> <ul style="list-style-type: none"> <li>• Cube-shaped cardboard box,</li> <li>• paper,</li> <li>• glue,</li> <li>• marker</li> </ul> <p><b>Animal Cube</b></p> <ul style="list-style-type: none"> <li>• Cube-shaped cardboard box,</li> <li>• paper,</li> <li>• glue,</li> <li>• marker</li> </ul> <p><b>Simon Says How</b></p> <ul style="list-style-type: none"> <li>• Cube-shaped Cardboard box</li> <li>• Paper, glue, and a marker</li> </ul> <p><b>Bean Bag Catch</b></p> <ul style="list-style-type: none"> <li>• 1 bean bag per every 2 children (or every child)</li> <li>• NOTE: Can also fill socks with beans and tie open end to make beanbags.</li> </ul> <p><b>Slap, Clap and Stack</b></p> <ul style="list-style-type: none"> <li>• 10 or 12 Blocks or other stackable objects</li> </ul> <p><b>Freeze 'n' Say</b></p> <ul style="list-style-type: none"> <li>• Music and CD/Tape player</li> </ul> <p><b>Fill 'er Up</b></p> <ul style="list-style-type: none"> <li>• 1 bean bag per child</li> <li>• NOTE: Can also fill socks with beans and tie open end to make beanbags.</li> <li>• Cardboard box or laundry basket</li> <li>• Carpet squares, 1 per child</li> </ul> <p><b>Loud and Soft, Big and Little</b></p> <ul style="list-style-type: none"> <li>• none</li> </ul> | <p><b>Roll 'n' Toss</b></p> <ul style="list-style-type: none"> <li>• Cube-shaped Cardboard box</li> <li>• Paper, glue, and a marker</li> <li>• 1 bouncy ball per 2 children</li> </ul> <p><b>Duck, Duck, Goose</b></p> <ul style="list-style-type: none"> <li>• none</li> </ul> <p><b>Deep Down Detective Mission Madness Practice</b></p> <ul style="list-style-type: none"> <li>• Detective Gear, such as a trench coat, sunglasses, and a hat</li> </ul> <p><b>Block Clapping</b></p> <ul style="list-style-type: none"> <li>• 2 wooden blocks per child, preferably about 3"x 2", as found in many children's block sets</li> </ul> <p><b>Meet, Greet, and Keep It Up</b></p> <ul style="list-style-type: none"> <li>• 16 oz cups, 1 per child (with some extras)</li> <li>• 2 pieces of rope as long as a line of children</li> <li>• Masking tape</li> </ul> |



## Master Supplies List for All Deep Down Detectives Games, continued

### Music, Movement & Memory

#### **Thumping Drums**

- 1 Oatmeal container/coffee can with lid per drum
- Tape
- Popcorn, rice, beans, etc.
- Wooden spoons, dowels, unsharpened pencils, if desired, for mallets

#### **Say, Spring Up and Shout**

- Bean bags, one per child

#### **Freeze Frame**

- Some kind of fun hat or clothing for the leader to wear

#### **Egg Shakers**

- Empty Easter eggs
- Rice, beans, buttons, pennies, popcorn, beads, small nails or bolts, etc.
- Glue and glue gun OR strong packing tape

#### **Jingle Bell Hands**

- 1 6" piece of sturdy string
- 4 or 5 jingle bells, available in most craft shops

#### **Sing, Dance, and Fall Down**

- Optional: Bean bags, one per child

#### **Big Voice, Little Voice**

- none

#### **Bottle Shakers**

- 1 empty 16 oz. soda bottle per shaker
- Rice, beans, buttons, pennies, popcorn, beads, small nails or bolts, etc.
- Glue and glue gun OR strong packing tape

#### **March 'n' Say**

- Optional: A fun hat for the leader of the march, or for everyone in the march

#### **Clap, Tap and Say**

- none

#### **Lullabies, Bells and Lions**

- Bell

### Music, Movement & Memory

#### **Musical Squares**

- Carpet Squares, enough for all of the children (or chairs)

#### **Block Clappers**

- 2 wooden blocks per child, preferably about 3"x 2", as found in many children's block sets

## Master Supplies List for All Deep Down Detectives Games, continued

### Story Review Games

#### **Going Fishing**

- One long wooden dowel, yardstick, etc. per fishing pole
- Yarn
- Paper clip per fishing pole
- Rope
- Two chairs
- Blanket
- Box/bucket/container
- Bucket

#### **Pony Express**

- Small manila envelopes, one per flannel graph figure
- Kid's small backpack or a tote bag with a strap
- Basket
- Cowboy hat
- Stick horse or a broom

#### **Fix Up the Mix Up**

- None

#### **Can You Remember?**

- Index cards

#### **Deep Down Detectives Clue Hunt**

- Variety of interesting items that have one or more places to hide a storyboard picture
- Detective Hat
- 4 False Clues (included on the next page)
- CD Player and Deep Down Detectives Theme Song

#### **Clothespin Line Up and Drop**

- Rope
- Clothespins, the hinged type
- Shoe box
- Tape

#### **Who's in the Basket?**

- Blanket
- Basket

#### **Run to the Grocery Store**

- Grocery bag or kid's grocery cart
- Empty food cartons

### Story Review Games

#### **Treasure Hunt**

- 10 small lidded plastic containers or boxes (like from a jewelry store) or wooden, hinged boxes from a craft store
- Various decorating supplies, such as fake craft jewels, glitter, glitter glue, foil paper, gold spray paint
- glue

#### **Take Me Through the Tunnel**

- Chairs or Table
- Sheet or blanket
- Box

#### **Missing in Action**

- None

#### **Who's Inside?**

- 10 different containers with lids

#### **Look Who's Coming Down the Tracks**

- Two shoe boxes
- 6' or so of rope
- Optional: Engineer's hat

## VBS, Camps and other Programs

Programs like camps, VBS and short-term missions Children's Ministry usually involve such a wide, age-range of children that it's best to use two or three curriculums, instead of just one, to meet everyone's learning level. This is easy to do with the Praise Factory family of curriculum, since you are using the same, sixteen Big Question Units in all three curriculums.

There are so many ways to do these programs. Here are the most common ones I've heard of:

- One, half day
- One, full day
- One evening
- Friday Night-Saturday
- Five, half days
- Five, full days
- Five evenings in a row
- Five one-day evenings (such as five Wednesday nights in a row)
- Two, five-day weeks in a row

Although these programs take place at many different times, they typically run one of three, standard lengths of time:

- 1 1/2 hour programs
- 2 1/2 hour programs
- 6 hour programs

Here are session suggestions for each of these three lengths of programs:

NOTE: I have put some place holder times in schedules. You change them to your actual times.

### 1 1/2 Hour Multi- Age Programs

1 1/2 Hour Program (for 2 year olds):

- 9:00 Free Play/Activity Centers
- 9:15 Opening Circle Time (Singing, Big Question, Bible Verse and Bible Story)
- 9:30 Free Play/Activity Centers
- 9:45 Activities: Game, Craft and/or Music
- 10:20 Closing Circle Time
- 10:30 Dismissal

1 1/2 Hour Program (for ages 3-5):

Hide 'n' Seek Kids or Deep Down Detectives Session, as written

1 1/2 Hour Program (for elementary age kids):

Praise Factory Investigators Session, as written

## VBS, Camps and other Programs: 1 1/2 Hour Schedule

### **1 1/2 Hour Program (for 2 year olds):** (Hide 'n' Seek Kids or Deep Down Detectives)

- (9:15 – Early Arriver Activity – a few puzzles or paper and crayons on a table)
- 9:30 – Activity Centers
- 9:40 – Clean Up Toys
- 9:45 – Opening Circle Time (Add actions to songs to make this time more active)
- 10:05 – Craft Time (Use one of the Extra Crafts)
- 10:15 – Play with Toys /Check Diapers/Potty Break
- 10:25 – Clean Up Toys
- 10:30 – Memory Verse Time: Music, Movement & Memory; Bible Verse Review Game
- 10:40 – Snack Time
- 10:50 – Closing Time/Take Home Sheet/Coloring Time (Ask them the Closing Time questions as they are coloring at the tables)
- 11:00 – Parents come

### **1 1/2 Hour Program (for 3-preK 5 year olds):** (Hide 'n' Seek Kids or Deep Down Detectives)

- (9:15 – Early Arriver Activity – a few puzzles or paper and crayons on a table)
- 9:30 – Activity Centers
- 9:40 – Clean Up Toys
- 9:45 – Opening Circle Time (Add actions to songs to make this time more active)
- 10:05 – Craft Time (Use one of the Extra Crafts)
- 10:15 – Play with Toys /Check Diapers/Potty Break
- 10:25 – Clean Up Toys
- 10:30 – Memory Verse Time: Music, Movement & Memory; Bible Verse Review Game
- 10:40 – Snack Time
- 10:50 – Closing Time/Take Home Sheet/Coloring Time (Ask them the Closing Time questions as they are coloring at the tables)
- 11:00 – Parents come

### **1 1/2 Hour Program--elementary school** (Praise Factory Investigators)

- 9:00 Opening Large Group Time: Welcome, Singing
- 9:15 Opening Large Group Time: Big Question, Bible Truth, Bible Verse and Bible Story
- 9:45 Small Group Activities (Discussion and Games/Music/Craft Activities) If desired, each small group can prepare their activity for Small Group Presentations in Closing Large Group.
- 10:15 Closing Large Group Time: Small Group Presentations and/or Singing
- 10:30 Dismissal

## VBS, Camps and other Programs: 2 1/2 Hour Schedule

### **2 1/2 Hour Program (for 2 year olds):** (Hide 'n' Seek Kids or Deep Down Detectives)

- (8:45 Early Arriver Activity – a few puzzles or paper and crayons on a table)
- 9:00 Activity Centers (first set)
- 9:10 Clean Up Toys
- 9:15 Opening Circle Time (Add actions to songs to make this time more active)
- 9:25 Activity Centers (first set)
- 9:35 Craft Time (Use one of the Extra Crafts)
- 9:45 Play with Toys /Check Diapers/Potty Break 2
- 9:55 Clean Up Toys
- 10:00 Snack Time
- 10:10 Memory Verse Time: Music, Movement & Memory; Bible Verse Review Game
- 10:20 Activity Centers (second set)
- 10:30 Clean Up Toys
- 10:45 Craft Time (one of the extra crafts)
- 10:55 Play with Toys /Check Diapers/Potty Break 2
- 11:00 Clean up Toys
- 11:05 Active Indoor/Outdoor Play
- 11:25 Closing Time Circle Time
- 11: 15 Coloring Time/Take Home Sheet
- 11:30 Parents come

### **2 1/2 Hour Program (for 3-preK 5 year olds):** (Hide 'n' Seek Kids or Deep Down Detectives)

- (8:45 Early Arriver Activity – a few puzzles or paper and crayons on a table)
- 9:00 Activity Centers (first set)
- 9:15 Clean Up Toys
- 9:20 Opening Circle Time (Add actions to songs to make this time more active)
- 9:40 Craft Time (Use one of the Extra Crafts)
- 9:55 Activity Centers (first set)
- 10:10 Clean Up Toys
- 10:15 Potty Break/Wash Hands
- 10:25 Snack Time
- 10:35 Active Indoor/Outdoor Play OR Activity Centers (second set)
- 10:50 Clean Up Toys
- 10:55 Memory Verse Time: Music, Movement & Memory; Bible Verse Review Game
- 11:10 Closing Time Circle Time
- 11:20 Coloring Time/Take Home Sheet
- 11:30 Parents come

### **2 1/2 Hour Program--elementary school** (Praise Factory Investigators)

- 9:00 Opening Large Group Time: Welcome, Singing
- 9:15 Opening Large Group Time: Big Question, Bible Truth, Bible Verse and Bible Story
- 9:45 Small Group Activity 1: Discussion and Craft Activity
- 10:15 Active Outdoor/Indoor Play
- 10:30 Snack (Story-related snack) ACTS and Discussion Time (related to activity they are about to do 10:45 Small Group Activity 2: (Prepare this one for presentation to the rest of the children during Closing Large Group Time, if desired)
- 11:15: Closing Large Group Time: Small Group Presentations and/or Singing
- 11:30 Dismissal



## VBS, Camps and other Programs: 6 Hour Schedule

### **6 Hour (Full Day) Program (for 3-preK 5 year olds):** (Hide 'n' Seek Kids or Deep Down Detectives)

Use one Bible Truth and Bible story for the whole day's session. Afternoon provides an opportunity for reinforcement.

#### **Morning Schedule**

- 8:45 Early Arriver Activity – a few puzzles or paper and crayons on a table)
- 9:00 Activity Centers (first set)
- 9:15 Clean Up Toys
- 9:20 Opening Circle Time (Add actions to songs to make this time more active)
- 9:50 Active Indoor/Outdoor Play (Playground or organized games)
- 10:30 Potty Break/Wash Hands/Snack Time
- 10:45 Music, Movement & Memory Game and Singing
- 11:00 Craft Time (Use one of the Extra Crafts)
- 11:30 Activity Centers (second set)
- 12:00 - 1:00 Lunch and Play Time/Rest Time

#### **Afternoon Schedule**

- 1:00 Bible Story Review & Bible Verse Review (repeat story and storyboard or use games to review)
- 1:20 Craft Time (Use one of the take home sheet coloring activities of the Extra Crafts)
- 1:40 Activity Centers (second set)
- 2:00 Snack and Potty Break
- 2:30 Closing Circle Time Review/Singing
- 2:40 Free play, games, possibility outdoors
- 3:00 Dismissal

### **6 Hour (Full Day) Program--elementary school** (Praise Factory Investigators)

**Use two stories from same Bible Truth: one in the morning, one in the afternoon.**

- 8:45 Greet children and parents as they arrive
- 9:00 Small Group Time: Introduce Big Question, Bible Truth, Bible Verse, etc.
- 9:15 Large Group Singing and Bible Story
- 9:45 Small Group Activity 1: Bible Truth Game
- 10:15 Small Group Activity 2: Craft
- 10:45 Snack and ACTS Prayer Time
- 11:00 Outdoor Fun - Active Game 1
- 12:00 Lunch and Free Play Time

#### **Afternoon Schedule**

- 1:00 Large Group Singing and Second Story (Other Bible Story or Story of the Saints)
- 1:30 Small Group Activity 1: Presentation Activity (Choose a different activity for each small group to work on during this time. They will present it to the rest of the children at the end of the session, if desired.)
- 2:15 Snack Time
- 2:30 Closing Large Group Time: Small Group Presentations and/or Singing
- 3:00 Dismissal

## VBS, Camps and other Programs: Choosing Curriculum

You've figured out how many sessions your program will run and how long each session will last. Next, you need to figure out which curriculum you want to use. We suggest using Hide'n'Seek Kids and/or Deep Down Detectives with your pre-schoolers and Praise Factory Investigators for your elementary school kids.

Find a unit you want to become theme of your VBS. Choose the Bible Truths you want to teach. The charts of the following pages should help you see how the Bible Truths match up in the three curriculums. You've got tons of resources within each concept to fill up your schedule.

### Here's a reminder of what you have in each:

---

#### Each Hide 'n' Seek Kids unit has:

- There is just one Bible Story and one Bible verse per unit.
- There are 5 lessons of curriculum in each unit.
- There is tons of music.
- The activities in each of the 5 lessons include:
  - 1 Bible Story Review Game
  - 1 Bible Verse Game
  - 1 Music, Movement & Memory Activity (especially good for Bible Memory)
  - 1 Coloring Sheet/Take Home Sheet
  - There are also 3 extra crafts

---

#### Each Deep Down Detective unit has:

- There are multiple Bible truths within each unit.
- There are three lessons of curriculum, per Bible Truth, within each unit.
- There is one Bible story for each Bible Truth.
- There are 3 lessons of curriculum for each Bible Truth.
- There is tons of music
- The activities in each of the 3 lessons include:
  - 1 Bible Story Review Game
  - 1 Bible Verse Game
  - 1 Music, Movement & Memory Activity (especially good for Bible Memory)
  - 1 Coloring Sheet/Take Home Sheet
  - There are also 3 extra crafts

---

#### Each Praise Factory Investigators unit has:

- Multiple Bible truths within it.
- There are three lessons of curriculum, per Bible Truth
- There are 3 stories for each Bible Truth: 1 Old Testament, 1 New Testament, and one Church History/missions.
- There are 3 lessons of curriculum for each Bible Truth--one for each of the three stories.
- There is tons of music.
- Each of the 3 lessons includes:
  - 1 Bible Story Review Game with Discussion Questions
  - 1 Bible Verse Game with Discussion Questions
  - 1 Bible Truth Game with Discussion Questions
  - 1 Craft with Discussion Questions
  - 1 Bible Verse Game with Discussion Questions
  - 1 Bible Verse Song with Discussion Questions, Sign Language and Song Game
  - 1 Hymn with Discussion Questions, Sign Language and Song Game
  - 1 Story-related Snack
  - 1 Take home sheet with the key concepts, the story and some discussion questions

| <b>Bible Truths that Match Up Across the Curriculums</b>  |  |  |
|---|--|--|
| <b>Hide 'n' Seek Kids</b>   | <b>Deep Down Detectives</b>  | <b>Praise Factory Investigators</b>  |
| <b>Unit 1: The God Who Reveals Himself</b><br>Q: How Can I Know What God Is Like?<br>A: He Shows Me What He's Like!               | 1. By the Heart He Gave Me to Know and Love Him                              | 1. God Made Our Hearts to Know and Love Him                                      |
|   | 2. In Everything I See All Around Me   | 2. God's Creations Tell Us about Him   |
|   | <i>included in DDD Unit 1 Bible Truth 3, below</i>                           | 3. God Spoke to His People through Prophets Long Ago                             |
|   | 3. In the Bible, the Perfect Word of God                                     | 4. God Speaks through His Word, the Bible  |
|   | 4. Through His Very Own Son, Jesus Christ                                    | 5. God Reveals Himself Most Completely through His Son, Jesus                    |
| <b>Unit 2: God's Wonderful Word, the Bible</b><br>Q: What's So Special about the Bible?<br>A: It Alone Is God's Word!             | 1. God Made Sure It Was Written Down Just Right                              | 1. God Inspired Many People to Write Down His Word Perfectly                     |
|   | 2. It Tells Us about God and His Plans                                       | 2. God's Word Tells God's Way and Plans for His People, Past, Present and Future |
|   | 3. God Uses It to Save His People  | 3. God Uses His Word to Save His People  |
|   | 4. God Uses It to Change His People  | 4. God Uses His Word to Change His People  |
| <b>Unit 3: The Good News of God, the Gospel</b><br>Q: What Is the Gospel?<br>A: Salvation through Faith in Jesus Christ!          | 1. God Made Us and We Should Obey Him  | 1. God Is the Good Creator and King of the World                                 |
|   | 2. We Have All Disobeyed God and Deserve His Punishment                      | 2. All Have Rejected God and Deserve His Eternal Punishment                      |
|   | 3. God Sent Jesus to Pay for God's People's Sins                             | 3. God Sent Jesus to Bear the Punishment for Sin                                 |
|   | 4. God Saves All Who Repent of Their Sins and Trust in Jesus as Their Savior | 4. God Saves Those Who Repent and Trust in Jesus                                 |
| <b>Unit 4: The God Like None Other</b><br>Q: Can Anybody Tell Me What the LORD Is Like?<br>A: He's Not Like Anyone Else!          | 1. He Is a Glorious Spirit   | 1. The LORD is a Glorious Spirit   |
|   | 2. He Is the One, True God   | 2. The LORD is the Only True God   |
|   | 3. He Is God the Father, Son and Holy Spirit: One God, But Three Persons     | 3. The LORD Is God the Father, Son and Holy Spirit: One God, But Three Persons   |
|   | 4. He Is Everywhere, All the Time  | 4. The LORD Is Everywhere, All the Time  |
|   | 5. He Knows Everything There Is to Know                                      | 5. The LORD Knows Everything There Is to Know                                    |
|   | 6. He Is Perfectly Holy, Purely Good   | 6. The LORD is Holy  |
|   | 7. He Can Do Anything He Wants to Do   | 7. The LORD is Omnipotent  |
|   | 8. He Is Always Faithful, Through and Through                                | 8. The LORD is Faithful  |
|   | <i>included in DDD Unit 4 Bible Truth 2, above</i>                           | 9. The LORD's Names Tell Us About Him  |
| <b>Unit 5: God, the Good Creator</b><br>Q: Can You Tell Me What God Made?<br>A: God Made All Things Good!                         | 1. He Made Everything Good in Heaven and Earth                               | 1. God Created All Things Good in the Beginning                                  |
|   | 2. God Made People in a Special Way  | 2. God Created People Good in the Beginning                                      |
|   | <i>included in DDD Unit 5 Bible Truth 1, above</i>                           | 3. God Created the World to Praise and Glorify Him                               |
|   | <i>included in DDD Unit 5 Bible Truth 1, above</i>                           | 4. God's Plans For His Creation Are Good and Unfailing                           |
| <b>Unit 6: God, the Just and Merciful</b><br>Q: How Did Bad Things Come into God's Good World?<br>A: Bad Things Came Through Sin! | 1. When Adam and Eve Chose to Disobey God                                    | 1. Angels and People Rebelled against God in the Beginning                       |
|   | <i>included in DDD Unit 6 Bible Truth 1, above</i>                           | 2. God Treated the First Sinners with Justice and Mercy                          |
|   | 2. When It Spread to the Whole World   | 3. All People Are Born Sinful, All People Need God's Mercy                       |
| <b>Unit 7: The Law-Giving God</b><br>Q: What Are God's Laws Like?<br>A: God's Laws Are Perfect!                                   | 1. They are Written in the Bible, God's Word                                 | 1. God's Laws Are Written in the Bible   |
|   | <i>included in DDD Unit 7 Bible Truth 2, below</i>                           | 2. God Created Us Perfect Law Keepers, But We Are All Lawbreakers                |
|   | <i>included in DDD Unit 7 Bible Truth 2, below</i>                           | 3. God Gave Us His Laws to Convict Us of Our Sin that We Might Be Saved          |
|   | 2. They Show Us that We Need God to Save Us                                  | 4. Jesus Kept God's Law Perfectly to Save God's People by His Grace              |
|   | 3. They Tell Us How to Love God and Others                                   | 5. The Heart of God's Law is Love  |

| <b>Bible Truths that Match Up Across the Curriculums</b>   |   |   |
|--|---|---|
| <b>Hide 'n' Seek Kids</b>  | <b>Deep Down Detectives</b>                           | <b>Praise Factory Investigators</b>                                       |
| <b>Unit 8: The God Who Loves</b><br>Q: What Is God's Love for His People Like?<br>A: It's More than They Could Ever Deserve!           | <i>included in DDD Unit 8, Bible Truth 1, below</i>   | 1. God Blesses All People with Many Good Gifts                            |
|  | <i>included in DDD Unit 8, Bible Truth 4, below</i>   | 2. God Loved His People Before They Loved Him                             |
|  | 1. He Gave His Son, Jesus, to Save Them               | 3. God Showed the Depths of His Love by Giving His Son to Save His People |
|  | 2. He Always Takes Care of Them                       | 4. God Loves His People by Caring for Their Needs                         |
|  | 3. He Uses Their Sadnesses for Good                   | 5. God Uses Everything in His People's Lives for Their Good and His Glory |
|  | 4. He Will Never Stop Loving His People               | 6. God Will Never Stop Loving His People                                  |
| <b>Unit 9: Jesus Christ, Immanuel, God with Us</b><br>Q: What Did Jesus Come to Do?<br>A: Jesus Came to Bring Us to God!               | 1. He Left His Home in Heaven to Save Us              | 1. Jesus, the Servant King  |
|  | 2. He Never, Ever Disobeyed God                       | 2. Jesus, the Obedient Son  |
|  | 3. He Taught about God and Did Amazing Things         | 3. Jesus, the Amazing Teacher   |
|  | <i>included in DDD Unit Bible Truth 3, above</i>      | 4. Jesus, the Ruler of All Creation                                       |
|  | <i>included in DDD Unit 9, Bible Truth 5, above</i>   | 5. Jesus, the Lord over Life and Death                                    |
|  | <i>included in DDD Unit 9, Bible Truth 4, below</i>   | 6. Jesus, the Forgiver of Sins  |
|  | <i>included in DDD Unit 9, Bible Truth 2, above</i>   | 7. Jesus, the Christ, the Son of the Living God                           |
|  | <i>included in DDD Unit 9, Bible Truth 1</i>          | 8. Jesus, the Glory of God  |
|  | 4. He Died on the Cross for God's People's Sins       | 9. Jesus, the Ransom for Sinners  |
|  | 5. He Rose from the Dead                              | 10. Jesus, the Conqueror of Death   |
|  | <i>included in DDD Unit 9, Bible Truth 5, above</i>   | 11. Jesus, the Firstborn of the Resurrection                              |
|  | 6. He Went Up to Rule in Heaven                       | 12. Jesus, the Reigning Son in Heaven                                     |
| <b>Unit 10: The Holy Spirit: The Indwelling God</b><br>Q: What Does the Holy Spirit Do in God's People?<br>A: He Changes Their Hearts! | 1. The Holy Spirit Lives in God's People              | 1. The Holy Spirit Lives in God's People                                  |
|  | 2. The Holy Spirit Gives God's People Courage         | 2. The Holy Spirit Gives God's People Courage                             |
|  | 3. The Holy Spirit Gives God's People Wisdom          | 3. The Holy Spirit Gives God's People Wisdom                              |
|  | 4. The Holy Spirit Builds God's Church                | 4. The Holy Spirit Builds God's Church                                    |
| <b>Unit 11: The God Who Saves</b><br>Q: How Can We Be Saved?<br>A: It Is God's Free Gift!  | 1. When We Tell God Our Sins and Turn Away from Them  | 1. God Saves Sinners Who Confess Their Sins                               |
|  | <i>included in DDD Unit 11, Bible Truth 2, below</i>  | 2. Jesus Is the Only Way to Be Saved                                      |
|  | 2. When We Trust in Jesus As Our Own Savior           | 3. We Must Trust in Jesus as Our Savior                                   |
|  | 3. When the Holy Spirit Works in Our Hearts           | 4. The Holy Spirit Changes Our Hearts so We Can Be Saved                  |
| <b>Unit 12: God's People Live for Him</b><br>Q: How Should God's People Live?<br>A: They Should Live Like Jesus!                       | 1. By Asking God for His Help                         | 1. God's People Grow to Be More Like Jesus                                |
|  | 2. By Loving Him Most of All                          | 2. God's People Love Him with All of Themselves                           |
|  | 3. By Loving Other People As God Has Loved Them       | 3. God's People Love Others   |
|  | 4. By Trusting God and Being Happy With What He Wants | 4. God's People Trust Him   |
|  | <i>included in DDD Unit 12 Bible Truth 8, below</i>   | 5. God's People Are Good Stewards of His Gifts                            |
|  | <i>included in DDD Unit 12 Bible Truth 5, below</i>   | 6. God's People Obey Him  |
|  | <i>included in DDD Unit 12 Bible Truth 5, below</i>   | 7. God's People Do Good Works God Has Prepared for Them                   |
|  | 5. By Learning God's Word and Obeying It              | 8. God's People Read His Word, the Bible                                  |
|  | <i>included in DDD Unit 12 Bible Truth 2, above</i>   | 9. God's People Think about Him   |
|  | 6. By Saying "No" to Disobeying God                   | 10. God's People Say "No" to Temptation                                   |
|  | 7. By Telling the Good News of Jesus                  | 11. God's People Tell Others about Him                                    |
|  | <i>included in DDD Unit 12 Bible Truth 4, above</i>   | 12. God's People Suffer According to His Plan                             |
|  | <i>included in DDD Unit 12 Bible Truth 4, above</i>   | 13. God's People Know Heaven Is Their Home                                |
|  | 8. By Making Much of God                              | 14. God's People Delight in His Glory                                     |

| <b>Bible Truths that Match Up Across the Curriculums</b>  |   |  |
|---|---|--|
| <b>Hide 'n' Seek Kids</b>   | <b>Deep Down Detectives</b>                                 | <b>Praise Factory Investigators</b>  |
| <b>Unit 13: The Sustaining God</b><br>Q: Why Do God's People Keep Believing in Him?<br>A: It Is God's Sustaining Grace!         | 1. God, Alone, Sustains God's People                        | 1. God, Alone, Sustains God's People                                       |
|   | 2. God the Father Promises to Help His People               | 2. God the Father Promises to Help His People                              |
|   | 3. Jesus Provides God's People with Everything They Need    | 3. Jesus Provides God's People with Everything They Need                   |
|   | 4. The Holy Spirit Works in God's People                    | 4. The Holy Spirit Works in God's People                                   |
|   | 5. The Word of God Grows God's People                       | 5. The Word of God Grows God's People                                      |
|   | 6. God Uses His People to Strengthen and Comfort Each Other | 6. God Uses His People to Strengthen and Comfort Each Other                |
| <b>Unit 14: The God Who Delights in Our Prayers</b><br>Q: How Does God Want Us to Pray?<br>A: Every Night and Day!              | 1. God Wants Us to Praise Him                               | 1. God Delights in Our Adoration of Him                                    |
|   | 2. God Wants Us to Confess Our Sins                         | 2. God Delights in Our Humble Confession of Sin                            |
|   | 3. God Wants Us to Thank Him                                | 3. God Delights in Our Thanksgiving to Him                                 |
|   | 4. God Wants Us to Ask Him to Do Great Things               | 4. God Delights in Our Supplications to Him                                |
|   | <i>included in DDD Unit 14 Bible Truth 4, above</i>         | 5. God Always Answers Prayers  |
|   | <i>included in DDD Unit 14 Bible Truth 4, above</i>         | 6. Jesus Is Why God Answers God's People's Prayers                         |
| <b>Unit 15: God's People Gather Together</b><br>Q: Why Do God's People Go to Church?<br>A: To Worship God and Love One Another! | 1. By Praising God for Jesus' Win over Death                | 1. God's People Gather Together for a Special, Weekly Worship Day          |
|   | <i>included in DDD Unit 15 Bible Truth 2, below</i>         | 2. God's People Are Led by Godly Leaders                                   |
|   | 2. By Learning from God's Word, the Bible                   | 3. God's People Gather to Hear God's Word                                  |
|   | <i>included in DDD Unit 15 Bible Truth 3, below</i>         | 4. God's People Are Called the Body of Christ                              |
|   | 3. By Caring for Each Other's Needs                         | 5. God's People Love One Another with a Covenant Love                      |
|   | <i>included in DDD Unit 15 Bible Truth 3, above</i>         | 6. God's People Gather to Give   |
|   | 4. By Telling What God Has Done and Praying                 | 7. God's People Gather for Fellowship                                      |
|   | <i>included in DDD Unit 15 Bible Truth 4, above</i>         | 8. God's People Invite Others to Gather with Them                          |
|   | <i>included in DDD Unit 15 Bible Truth 4, above</i>         | 9. God's People Gather to Pray   |
|   | 5. By Baptizing People Who Trust in and Live for Jesus      | 10. God's People Proclaim Their New Life in Christ through Baptism         |
| <b>Unit 16: Jesus, the Returning King</b><br>Q: What Will Happen When Jesus Comes Back?<br>A: God Will Make Everything New!     | 6. By Remembering Jesus Died to Save Them                   | 11. God's People Celebrate Christ's Redeeming Sacrifice for Them           |
|   | 1. Jesus Will Judge All People Fairly                       | 1. King Jesus Will Return to End the World                                 |
|   | <i>included in DDD Unit 16 Bible Truth 1, above</i>         | 2. King Jesus Will Return When God's Work on Earth is Done                 |
|   | <i>included in DDD Unit 16 Bible Truth 1, above</i>         | 3. When King Jesus Returns, God's People Will Be Made Like Him             |
|   | <i>included in DDD Unit 16 Bible Truth 1, above</i>         | 4. King Jesus Will Return to Bring the Wicked to Just and Final Punishment |
|   | <i>included in DDD Unit 16 Bible Truth 1, above</i>         | 5. King Jesus Will Return to Judge God's People, Too                       |
|   | <i>included in DDD Unit 16 Bible Truth 2, below</i>         | 6. King Jesus Will Be United with His Bride, God's People, Forever         |
|   | 2. God's People Will Live Happily with God Forever          | 7. King Jesus Will Reign Forever   |
|   |   |  |



# **DEEP DOWN DETECTIVES**

**Curriculum Resources  
for Unit 6, Bible Truth 1:**



**How Did Bad Things Come  
to God's Good World?  
Bad Things Came through Sin...  
When Adam and Eve  
Chose to Disobey God!**



## Session Prep (especially good for newbies!)

### Pray!



Pray for the Holy Spirit to be at work in your and the children's hearts.

### Review



If new to the curriculum, look at the **Getting Started with Deep Down Detectives section of the Core Curriculum book.** (p.5) It will be especially helpful to read through the Deep Down Detectives section of **The Praise Factory Tour: Extended Version Book.** This is a visual way to understand what goes on in the classroom. (A pdf of the book is found in the samples section on the website.)

### Look through and Learn the Lesson



Read over **lesson plan.** Practice any **songs or action rhymes** you are using. Choose/make up motions to go with these. Choose less with younger children and more with older preschoolers. **Practice the lesson with the visual aids** and using the Big Question Box/Briefcase.

### Read and Rehearse the Bible Story with Pictures



Read the Bible story from the Bible. Read the curriculum version. Practice telling it with the storyboard pictures. (If you have not previously laminated the story pictures, do that now.) Or, rehearse it from the Simple Story Scenes, if you are using those.

### Let There Be Music



Download the music and listen to the songs. Choose which of the songs you will use with the children. If using live musicians, make sure they have the sheet music (Appendix A, Core Curriculum book).

### Put the Props in Place



1. Prepare your Visual Aids. Put the Big Question, Unit Bible Truths, Bible Truth, Bible Verse, and Listening Assignment signs, as well as the Bible Story script in one side of the Bible folder.
2. Get out your storyboard. If using Simple Story Scenes, put these in your Bible Folder. Or, if using the individual storyboard figures, put all background pictures in place (they have a BG by the number). Put the rest of the storyboard pictures (these have a SB by the number) in order of use in the other side of the Bible folder.
3. Put the DDD Bible Folder as well as the Big Question sign in the Big Question Box/Briefcase and shut it. If your box/briefcase has locks and you want to use the unlocking the box as part of your session, lock it now....but make sure you have the key or know the code first.
4. Prepare the music CD or sheet music or mp3 device for use in your session.

### Set Out Free Play Activities



Choose and set up free time activities you will use with the children. Choose a variety of different activities that will be enjoyed by different types of children. Rotate the activities you provide to keep them interesting and fresh to your children. (Suggestions in Appendix D, Core Curriculum books.)

### Prepare Any Activities



Choose which (if any) of the Bible Truth games and crafts activities you want to use in the session. Bear in mind your time frame as well as the developmental abilities and attention span of your children as you decide which/how many to prepare. **Look over the Discussion Sheet** and choose a few questions you might use to spark discussion with the children as they do their activities (especially good for ages 3's+). Pray for God to give you opportunities to talk about these things with the children.

### Let Them Take It with Them



Make copies of the craft/take home sheets, if you are not already using them as one of your activities. You may also want to make copies of the story (see take-home version of each story included in Appendix C with the other take home resources) to have for parents to use with their children at home. There's a link on each craft/take home sheet to the story, if you don't make hard copies.

### Store It



After your session is over, collect the resources and store them for future use. This curriculum can be used over and over for years to come.

---

## Unit 6: God, the Just and Merciful

---

### UNIT OVERVIEW

When God created the world in the beginning, He created all things good; but, now there are many bad and sad things in God's good world. All these bad things came through sin when people disobeyed God. How good it is that God sent Jesus to be our Savior! He can forgive our sins and make us God's people!

In this unit we will learn two truths about how sin came into God's good world, and how just and merciful God has been to sinners.

### UNIT BIBLE VERSE: Romans 5:12

"Sin entered the world through one man, and death through sin, and in this way death came to all men, because all sinned."

### BIG QUESTION UNDER INVESTIGATION: How Did Bad Things Come to God's Good World?

**ANSWER:** Bad Things Came through Sin

#### OPTIONAL Big Question 6 INTRODUCTION LESSON (Use Hide 'n' Seek Kids Unit 6 Material)

Story: The Case of the Terrible, Terrible Day *Genesis 3-4*

Bible Verse: Romans 5:12

#### ➔ BIBLE TRUTH 1: When Adam and Eve Chose to Disobey God (3 Lessons Available)

Story: The Case of the Very Sad Day *Genesis 3*

Bible Verse: Genesis 2-3

#### BIBLE TRUTH 2: When Sin Spread to the Whole World (3 Lessons Available)

Story: The Case of the Sadness that Didn't Stop *Genesis 4,6-9*

Bible Verse: Psalm 14:2-3

## Deep Down Detectives NIV Songs 6 Track Numbers

This is a listing of all songs mentioned in the unit curriculum. You may or may not choose to use all of the songs. They are listed in easy-reference order--NOT in the order used in the curriculum.

You may choose to simply burn a CD/load them onto an mp3 device in this order. Or, you may want to do what we do: choose the songs we want to use and create a play list of them in that order. Then, we burn a CD/upload the play list onto an mp3 device. A teacher only has to click forward to the next song, instead of hunting for the right track. The track number have been included as part of the title of each song, teachers will still have a reference to the track number listed in the curriculum (same as those listed below), even if you change the order on your customized play list.

### SONGS USED EVERY UNIT OF THE CURRICULUM

- 1 The Classroom Song v.1
- 2 The Classroom Song v.2
- 3 The Classroom Song v.3
- 4 The Classroom Song v.4
- 5 Deep Down Detectives Theme Song
- 6 The Classroom Rules Song
- 7 Let's Pray Song
- 8 The Big Question Box Song
- 9 The Bible Chant Song
- 10 ACTS Prayer Song (Short Version)
- 11 ACTS Prayer Song (Full Version)

#### Why the Extra Songs?

Deep Down Detectives is a curriculum used by a wide age-span of kids. Sometimes one of the other songs is a better fit for your kids. Or, you may simply want to teach them more songs on the same Bible Truth. Use as many or as few as you want.

### UNIT 6: GOD, THE JUST AND MERCIFUL

- 12 Big Q & A 6 Song
- 13 Big Question 6 Song: How Did Bad Things Come to God's Good World?
- 14 Big Question 6 Bible Verse Song: Sin, Sin, Sin Romans 5:12, NIV 1984
- 15 Big Question 6 Hymn: Nothing But the Blood of Jesus, v.1
- 16 Big Question 6 Praise Song: I Will Sing of the Mercies

#### How Did Bad Things Come to God's Good World?

##### Bad Things Came Through Sin...

#### Bible Truth 1: When Adam and Eve Chose to Disobey God

- 17 Bible Verse Song: You Must Not Eat, Eat, Eat Genesis 2, 3, NIV 1984
- 18 *Extra Bible Verse Song: For the Wages of Sin Is Death Romans 6:23, NIV 1984*

#### Bible Truth 2: When Sin Spread to the Whole World

- 19 Bible Verse: The LORD Looks Down Psalm 14:2-3, NIV 1984
- 20 *Extra Bible Verse Song: For If by the Trespass Romans 5:17, NIV 1984*

listen to or download songs for free at <https://praisefactory.org>: Deep Down Detectives Music page

## Big Question 6, Bible Truth 1 Overview: Key Concepts

P:1

### Unit 6: God, the Just and Merciful

**Unit Big Question (and Answer):** How Did Bad Things Come to God's Good World?  
Bad Things Came through Sin!

**Unit Bible Verse:** "Sin entered the world through one man, and death through sin, and in this way death came to all men, because all sinned." Romans 5:12

### Bible Truth 1 Concept: Bad Things Came through Sin... When Adam and Eve Chose to Disobey God

God made the world good. He gave Adam and Eve good laws to live by, so that they would live happily with Him forever. God warned Adam and Eve that terrible things would happen if they disobeyed Him and His good laws. At first, Adam and Eve wanted to obey God. They loved knowing Him and living His way. But then, Satan, God's enemy, came to Adam and Eve. He lied to them and tempted them to disobey God... and they did! Adam and Eve thought their lives would be better when they disobeyed God, but they were wrong. NOTHING good came from disobeying God, but only the sad things God warned them would happen. And happen, they did! A terrible change happened in their spirits. They no longer enjoyed the same special closeness with God that they first had with Him. They didn't love each other in the same way, either. They became afraid and selfish and rebellious. Something happened in their bodies, too. Now, they hurt and got sick. One day, they would die.

God is good and just. He hates sin. Adam and Eve now deserved His punishment and death. How very sad! But God isn't ONLY just. He is also very, very merciful. He treats us better than we deserve. God promised that one day He would send a Savior to put an end to Satan, sin, and death. He would save people from their sins. That Savior was Jesus! Through faith in Him, we can be forgiven our sins and have special closeness with God. Thank You, God!

### Bible Truth 1 Bible Verse: Genesis 2:16; 3:6,7,17,19, NIV 1984

"The LORD God commanded the man, 'You are free to eat from any tree in the garden; but...you must not eat from the tree of the knowledge of good and evil, for when you eat of it... you will surely die.' ... [Eve] too some [fruit] and ate it. She also gave some to her husband, who was with her, and he ate it. Then the eyes of them both were opened... 'Because you... ate from the tree, you must not eat, cursed is the ground because of you... By the sweat of the brow you will eat until you return to the ground.'"

**Learn a Little:** The LORD God commanded the man, "You must not eat from the tree of the knowledge of good and evil, for when you eat of it... you will surely die."

### Meaning

How sad it was when Adam and Eve disobeyed God! How sad that sin came into the world. Praise God for sending Jesus to save all who turn away from their sins and trust in Him as their Savior!

### Bible Truth 1 ACTS Prayer

- A** We praise You, God, for being holy and just. You hate sin and are fair to punish us for how we have disobeyed You and Your good laws.
- C** Adam and Eve chose to disobey Your good laws, long ago. We have chosen to disobey You many times, too. We want to say sorry to You for choosing to disobey You and ask that You would forgive us.
- T** Thank You, God, for sending Jesus to save us when we should only get punishment for disobeying You. You. Thank You for promising to forgive the sins of all who turn away from disobeying You and trust in Jesus as their Savior.
- S** When we are tempted to sin, help us to choose to obey You. Work in our hearts. Help us to turn away from disobeying You and trust in Jesus as our Savior. Save us from Your punishment for sins. We want to get to love You and enjoy You forever. In Jesus' name we pray, Amen.

### Bible Truth 1 Story

#### The Case of the Terrible, Terrible Day

---

## Big Question 6, Bible Truth 1 Overview: Key Concepts

---

p.2

### Songs Used in Bible Truth 1

Big Question 6 (Unit) Bible Verse Song: Sin, Sin, Sin Romans 5:12

Big Question 6 Hymn: Nothing But the Blood of Jesus, v.1

Big Question 6 Praise Song: I Will Sing of the Mercies

Bible Truth 1 Bible Verse Song: You Must Not Eat, Eat, Eat Genesis 2, 3, NIV 1984

*Bible Truth 1 Extra Bible Verse Song: For the Wages of Sin Is Death Romans 6:23*

listen to or download songs for free at <https://praisefactory.org>: Deep Down Detectives Music page

**Lesson Plan: Big Question 6, Bible Truth 1**

use with all THREE lessons

**p.1****1. GETTING STARTED**

= follow the stars for a short &amp; simple lesson plan

|  |  |  |
|--|--|--|
| <b>Intake Activity Ideas</b>   | <b>Choose one of these open-ended activities to include children as they join the class:</b>   |  |
| <b>Free Play Time</b><br><i>suggestions in Appendix D</i>  | ★ Offer your own or some of the easy-to-make, free play activities suggested in Appendix D.  |  |
| <b>OR Sing-along Music Time</b><br><i>lyrics and sheet music, Appendix A</i><br><br><i>listen to or download songs for free at <a href="https://praisefactory.org: Deep Down Detectives Music page">https://praisefactory.org: Deep Down Detectives Music page</a></i> | <p>Music from Deep Down Detectives (DDD) NIV Songs 6:</p> <p>Big Q &amp; A 6 Song <span style="float: right;"><i>DDD NIV Songs 6, track 12</i></span></p> <p>Big Question 6 Song <span style="float: right;"><i>DDD NIV Songs 6, track 13</i></span></p> <p>Big Question 6 (Unit) Bible Verse Song:<br/>Sin, Sin, Sin Romans 5:12, NIV 1984 <span style="float: right;"><i>DDD NIV Songs 6, track 14</i></span></p> <p>Big Question 6 Hymn:<br/>Nothing But the Blood of Jesus, v.1 <span style="float: right;"><i>DDD NIV Songs 6, track 15</i></span></p> <p>Big Question 6 Praise Song:<br/>I Will Sing of the Mercies <span style="float: right;"><i>DDD NIV Songs 6, track 16</i></span></p> <p>Bible Truth 1 Bible Verse Song:<br/>You Must Not Eat, Eat, Eat Genesis 2, 3, NIV 1984 <span style="float: right;"><i>DDD NIV Songs 6, track 17</i></span></p> <p>Bible Truth 1 Extra Bible Verse Song:<br/>For the Wages of Sin Is Death Romans 6:23, NIV 1984 <span style="float: right;"><i>DDD NIV Songs 6, track 18</i></span></p> <p><i>Add more fun to Sing-along Music Time by adding a Music, Movement &amp; Memory Activity. These activities are listed on p.10 of this lesson plan with the Response Activities. Instructions found in Appendix B.</i></p> |  |
| <b>OR Bible Verse Memory Game</b><br><i>instructions found in Appendix B</i>   | <p>Lesson 1 Game: Simon Says How</p> <p>Lesson 2 Game: Roll 'n' Toss</p> <p>Lesson 3 Game: Block Clapping</p> <p><i>These activities are also included on p.10 of this lesson plan with the Response Activities.</i></p>   |  |
| <b>2. OPENING CIRCLE TIME</b> ( <i>introduce the Bible Truth and tell the related Bible story</i> )  |  |  |
| <b>Gathering the Children</b><br><i>lyrics and sheet music, Appendix A</i>   | <p><i>Sing verse 1 of The Classroom Song to gather the children for Circle Time.</i></p> <p><b>The Classroom Song, verse 1</b> <span style="float: right;"><i>DDD NIV Songs 6, track 1</i></span></p> <p>Let's gather together to worship God,<br/>Let's gather together to worship God,<br/>Let's gather together to worship God,<br/>Come gather here with me!</p>   |  |
| <b>Welcome to Deep Down Detectives</b>   | ★ "Welcome to Deep Down Detectives. We're so glad you've joined us! Detectives are people who look for answers to questions. In Deep Down Detectives, we look for answers to big questions about God. We dig deep down in the truths of God's Word to find them."  |  |



**Lesson Plan: Big Question 6, Bible Truth 1** use with all THREE lessons

p.2

**2. OPENING CIRCLE TIME, continued**

= follow the stars for a short &amp; simple lesson plan

|  |   |
|--|---|
| <p><b>Deep Down Detectives Theme Song</b></p> <p><i>lyrics and sheet music, Appendix A</i></p> | <p>"Let's sing our Deep Down Detectives Theme Song."</p> <p> <b>Deep Down Detectives Theme Song</b> <span style="float: right;">DDD NIV Songs 6, track 5</span></p> <p>We're Deep Down Detectives,<br/>diggin' deep in God's Word,<br/>For truths about God and His plans for this world,<br/>We're seeking to love Him, with all of our heart,<br/>We're Deep Down Detectives!<br/>Come on! Let's start!</p>   |
| <p><b>Classroom Rules Song</b></p> <p><i>lyrics and sheet music, Appendix A</i></p>            | <p>There are two very important things that Deep Down Detectives do together: we worship God and we love one another. Our Classroom Rules Song reminds us how we should act. Let's sing it."</p> <p><b>Classroom Rules Song</b> <span style="float: right;">DDD NIV Songs 6, track 6</span></p> <p>Shh, be quiet while someone is talking,<br/>Raise your hand, if you have something to say,<br/>Don't touch your friend, sitting beside you,<br/>Obey your teachers, Be kind as you play.<br/>These are our classroom rules,<br/>These are our classroom rules,<br/>They help us worship God and love one another,<br/>These are our classroom rules.</p> |
| <p><b>Opening Prayer Time</b></p> <p><i>lyrics and sheet music, Appendix A</i></p>             | <p>"Children, we need God's help to keep these rules. Let's ask Him to help us right now. Let's get ready and pray."</p> <p><b>Let's Pray</b> <span style="float: right;">DDD NIV Songs 5, track 7</span></p> <p>1-2-3!<br/>Fold your hands,<br/>Bow your head,<br/>Close your eyes.<br/>Let's pray! <i>(repeat)</i></p> <p>"Let's pray:"</p> <p> <b>Opening Prayer</b></p> <p>Dear Lord,<br/>We're so glad to get to gather together to worship You!<br/>Please help us keep the classroom rules.<br/>Please help us to love You and learn about You today.<br/>In Jesus' name we pray. Amen.</p>  |

**Lesson Plan: Big Question 6, Bible Truth 1** use with all THREE lessons**p.3****2. OPENING CIRCLE TIME, continued**

= follow the stars for a short &amp; simple lesson plan

**Reveal the Big Question****Introduce the Big Question Box/Briefcase***lyrics and sheet music, Appendix A*

"Detectives INVESTIGATE things. That means they ask questions and look for answers. Deep Down Detectives investigate big questions about God. The Big Question we are investigating today is right inside our Big Question Box/Briefcase.

**The Big Question Box Song***DDD NIV Songs 6, track 8*

We've got a big box,  
All closed up and locked,  
Filled with the truths of God's Word.

We've got a brief case,  
There's no time to waste,  
Come on, kids, let's open it up!

**The Big Question under Investigation***VISUAL AID**of BQB**Big Question & Answer Sign, front side**\*found in the DDD Unit 6 Visual Aids, NIV Book*

Ok, who would like to open for me and pull out the Big Question?"

*Choose a child to open the box/briefcase, take out the Big Question and hand it to you, then hold up the Big Question sign for all the children to see, and say:*



The Big Question we are investigating today is Big Question Number 6:

**How Did Bad Things Come to God's Good World?**

and the Answer is:

**Bad Things Came through Sin!****Big Question Meaning**

When God created the world in the beginning, He created all things good; but, now there are many bad and sad things in God's good world. All these bad things came through sin when people disobeyed God. How good it is that God sent Jesus to be our Savior! He can forgive our sins and make us God's people!

**Big Question Songs**

Let's sing our Big Question Song:

**Big Q & A 6 Song***lyrics and sheet music, Appendix A***Big Q & A 6 Song***DDD NIV Songs 6, track 12**(adapted version of "Frere Jacques")*

How did bad things,  
How did bad things,  
Come to God's good world?  
Come to God's good world?  
Bad things came through sin,  
Bad things came through sin,  
That's how bad things came,  
That's how bad things came.

**2. OPENING CIRCLE TIME, continued**

= follow the stars for a short &amp; simple lesson plan

**Learning about  
the Big Question  
(use one or both)***Repeat the Big Question and Answer again:***"How Did Bad Things Come to God's Good World? Bad Things Came through Sin!"***Say: "Hmmm, I wonder what that means... Let's do our action rhyme/sing our song that explains it."**Then do the action rhyme or sing the song using any of the optional motions suggested, if desired.***Big Question  
Action Rhyme****Big Question 6 Action Rhyme****(POSSIBLE ACTIONS)**

Bad things are very sad,  
 They make us cry,  
 They make us mad!  
 Where do bad things come from?  
 Bad things come from sin!

*Make a sad face*  
*Rub fists near eyes, like crying*  
*Make a mad face*

Sin is saying "no" to God.  
 When we should always say "yes."  
 We're ALL sinners, so,  
 Let's say sorry to God,  
 And ask for His forgiveness:  
 "Sorry, God! Please forgive us!"

*Shake head "no"*  
*Nod head "yes"*  
  
*Make prayer hands*

**Big Question  
(Action Rhyme)  
Song**

*lyrics and sheet music,  
 Appendix A*

**Big Question 6 Action Rhyme/ Song**

DDD NIV Songs 6, track 13

**(POSSIBLE ACTIONS)***Refrain:*

Bad things, bad things,  
 How did bad things come to God's good world?  
 Bad things, bad things,  
 Bad things came through sin.

**Verse 1**

Sin is saying "no" to God,  
 When we should say, "Yes,"  
 Satan said "no" to God,  
 And so began the me-ee-me-ee-ess. *Refrain*

*Shake head "no"*  
*Nod head "yes"*

**Verse 2**

Adam and Eve said "no" to God,  
 And so sin came to men,  
 It spread to all of God's good world,  
 And down to their children-ee-en-ee-en. *Refrain*

*Shake head "no" and point up to God***Verse 3**

We all deserve God's punishment,  
 Death is the wages of sin,  
 But there's eternal life through Jesus Christ,  
 For all who believe in Him-ee-im-ee-im. *Refrain*

*Make sad face*  
  
*Make cross with your index fingers*

**Lesson Plan: Big Question 6, Bible Truth 1**

use with all THREE lessons

**p.5****2. OPENING CIRCLE TIME, continued**

★ = follow the stars for a short &amp; simple lesson plan

**Learning the Bible Truth**

VISUAL take out

AID

**#2**

of BQB

VISUAL AID

All the Bible Truths Sign

★ "Bad things Came through Sin" is a good beginning, but there's so more to learn. So it's time for us to dig down even deeper for more answers to our Big Question about God. We're going to be learning **TWO** Bible truths about how sin came into the world and what happened when it did.

Who would like to hand me the picture with our two Bible truths on it? It's in the Big Question Box/Briefcase." *Choose a child to get it and hand it to you, then hold it up and show them the pictures of the two truths they will be learning.*

*After everyone has had a good look, say...*

**Bible Truth Clue**

VISUAL take out

AID

**#3**

of BQB

Bible Truth Clue Sign,

front side

VISUAL AID

"Ok, now let's look at our Bible Truth Clue sign and see if we can figure out which of these two truths we will be learning about today. Who would like to get it out of the Big Question Briefcase for me?"

*Choose a child to open the briefcase, take out the Bible Truth Clue sign and hand it to you. Hold up the front side for the children to see. Cover up the answer, written along the bottom, and say:*

**"How Did Bad Things Come to God's Good World?**

**Bad Things Came through Sin...**

**When ???? and ???? Chose to Disobey God!"**

**Hint**

We're missing two words. Here are the hints for the missing words. It says: "What are the names of the first people God made?"

Can you guess? The answers are: "Adam and Eve."

So the Bible Truth we are learning today is:

*(uncover answer from bottom of sign, show it to them and say:)*

★ **"How Did Bad Things Come to God's Good World?**

**Bad Things Came through Sin...**

**When ADAM and EVE Chose to Disobey God!"**

**Bible Truth Meaning**

★ And here is what this Bible Truth means: *(read the meaning off of the back of the sign, say:)*

God made the world good. He gave Adam and Eve good laws to live by, so that they would live happily with Him forever. God warned Adam and Eve that terrible things would happen if they disobeyed Him and His good laws. At first, Adam and Eve wanted to obey God. They loved knowing Him and living His way. But then, Satan, God's enemy, came to Adam and Eve. He lied to them and tempted them to disobey God... and they did! Adam and Eve thought their lives would be better when they disobeyed God, but they were wrong. NOTHING good came from disobeying God, but only the sad things God warned them would happen. And happen, they did! A terrible change happened in their spirits. They no longer enjoyed the same special closeness with God that they first had with Him. They didn't love each other in the same way, either. They became afraid and selfish and rebellious. Something happened in their bodies, too. Now, they hurt and got sick. One day, they would die.

God is good and just. He hates sin. Adam and Eve now deserved His punishment and death. How very sad! But God isn't ONLY just. He is also very, very merciful. He treats us better than we deserve. God promised that one day He would send a Savior to put an end to Satan, sin, and death. He would save people from their sins. That Savior was Jesus! Through faith in Him, we can be forgiven our sins and have special closeness with God. Thank You, God!

**Lesson Plan: Big Question 6, Bible Truth 1** use with all THREE lessons**p.6****2. OPENING CIRCLE TIME, continued**

= follow the stars for a short &amp; simple lesson plan

**Learning the Bible Verse****The Bible Chant Song**lyrics and sheet music,  
Appendix A

"And how do I know this is true? God tells me so in His special book, the Bible."

Say or sing the Bible Chant Song.

**The Bible Chant Song**

DDD NIV Songs 5, track 9

The Bible, the Bible,  
Let's get out the Bible.  
Let's hear what God has to say.  
The Bible, the Bible,  
God's given us the Bible.  
It's His Word for us to learn and obey! Yay!

**Bible Verse**DDD 6.1 Bible Verse-front  
side (in the DDD Bible folder)VISUAL AID Place  
verse in take outof BQB  
DDD Bible  
Folder\*found in the DDD Unit 5  
Visual Aids, NIV Book

"Who would like to get our Bible folder out of the Big Question Briefcase for me?"

Choose a child to open the briefcase, take out the "Bible" folder and hand it to you. Remove the Bible Verse Picture from the "Bible" folder and hold it up for all the children to see, then say:

Genesis 2:16; 3:6,7,17,19, NIV 1984 tells us:

**Genesis 2:16; 3:6,7,17,19, NIV 1984**

"The LORD God commanded the man, "You are free to eat from any tree in the garden; but...you must not eat from the tree of the knowledge of good and evil, for when you eat of it... you will surely die.' ... [Eve] too some [fruit] and ate it. She also gave some to her husband, who was with her, and he ate it. Then the eyes of them both were opened... 'Because you... ate from the tree, you must not eat, cursed is the ground because of you... By the sweat of the brow you will eat until you return to the ground.'"

**Learn a Little:** The LORD God commanded the man, "You must not eat from the tree of the knowledge of good and evil, for when you eat of it... you will surely die."

**Bible Verse Meaning****What does that mean?**

How sad it was when Adam and Eve disobeyed God! How sad that sin came into the world. Praise God for sending Jesus to save all who turn away from their sins and trust in Him as their Savior!

**2. OPENING CIRCLE TIME, continued**

= follow the stars for a short &amp; simple lesson plan

**Bible Verse  
Song***lyrics and sheet music,  
Appendix A**You might also enjoy:  
For the Wages of Sin  
Is Death  
Romans 6:23, NIV 1984  
DDD NIV Songs 6, 18*

We've said our Bible verse, now let's sing it!

**You Must Not Eat, Eat, Eat: Genesis 2,3***DDD NIV Songs 6, track 17**"Gather around, children. I have a story to tell you about Adam and Eve, back in the beginning of the world."*

The LORD God commanded the man:

"Oh, you are free, free, free, to eat, eat, eat,  
From any tree, tree, tree in the garden,  
But you must not eat from the tree, tree, tree,  
Of the knowledge of good and evil.

*For when you eat of it... you will surely died. But did Adam and Eve obey God? No! They did not!*

Eve took some fruit, fruit, fruit and ate, ate, ate,  
She also gave, gave, gave some to her husband.  
And he ate, ate, ate, ate, ate,  
He ate, ate it,  
Then the eyes of them both were opened.

*Oh, no! What did God do then? Well, God told Adam:*

Because you ate, ate, ate, from the tree, tree, tree,  
From the tree, tree, tree you must not eat.  
Cursed is the ground, because of you,  
By the sweat of your brow you'll eat,  
'Til you return to the ground.

*What a sad, sad day! is that the end? Well, it could have been, but...God is so rich in mercy that he gave them a wonderful promise of hope that day.*

He promised them, them, them, to send, send, send,  
A Savior to save them from their sins.  
The Lord Jesus Christ, to bring eternal life,  
To all who repent and believe in Him.  
Thank God for sending Jesus! Amen!

Genesis Two and Three






**Lesson Plan: Big Question 6, Bible Truth 1**

use with all THREE lessons

**p.8****2. OPENING CIRCLE TIME, continued**

= follow the stars for a short &amp; simple lesson plan

|  |  |
|--|--|
| <b>Getting into the Case</b>   | <p>"Now it's time to do a bit more deep down investigating. Let's see what Detective Dan wants us to help him figure out. Would someone like to get it out for me?"</p>  |
| <b>Listening Assignments</b><br><br><div style="display: flex; align-items: center;"> <div style="text-align: center; margin-right: 10px;">             Place in<br/>  </div> <div style="text-align: center;">             take out<br/>  </div> </div> <div style="text-align: center; margin-top: 5px;">             of BQB         </div>  | <p><b>NOTE: Listening assignments are most suitable for ages 3+. Skip straight to the Bible story (see bottom of this page), if working with 2 year olds.</b></p> <p>"Let's open up our listening assignment and see what we are supposed to figure out today.</p> <p><i>Choose a child to take out the Listening Assignment (from the DDD Bible Folder) and hand it to you. Read Detective Dan's letter to the children that includes the listening assignment. The listening assignments are summarized below:</i></p>   |
| <div style="text-align: center;">             VISUAL AID<br/> <br/>             DDD Unit 6<br/>             Visual Aids, NIV         </div>   | <p><b>Detective Dan's Lesson #1 Listening Assignment:</b></p> <p>I need to know:</p> <ol style="list-style-type: none"> <li><b>1. What happened to Adam and Eve on the Terrible, Terrible Day?</b></li> <li><b>2. What did God promise to do to help them (and all of us)?</b></li> </ol>  |
| <div style="text-align: center;">             VISUAL AID<br/> <br/>             DDD Unit 6<br/>             Visual Aids, NIV         </div>   | <p><b>Detective Dan's Lesson #2 Listening Assignment:</b></p> <p><b>Our Bible Verse is Genesis 2:16; 3:6,7,17,19, NIV 1984</b></p> <p>"The LORD God commanded the man, "You are free to eat from any tree in the garden; but...you must not eat from the tree of the knowledge of good and evil, for when you eat of it... you will surely die.' ... [Eve] too some [fruit] and ate it. She also gave some to her husband, who was with her, and he ate it. Then the eyes of them both were opened...' Because you... ate from the tree, you must not eat, cursed is the ground because of you... By the sweat of the brow you will eat until you return to the ground.'"</p> <p>I need to know:</p> <ol style="list-style-type: none"> <li><b>1. What were Adam and Eve tempted to do? What happened when they gave into temptation?</b></li> <li><b>2. What did God promise to do to help them (and all of us)?</b></li> </ol> |
| <div style="text-align: center;">             VISUAL AID<br/> <br/><br/> <i>*Listening Assignment #3 includes the Assignment Sheet, plus 6 clue pictures*</i><br/><br/>             DDD Unit 6<br/>             Visual Aids, NIV         </div>   | <p><b>Detective Dan's Lesson #3 Listening Assignment:</b></p> <p>I found six clues, but two of them are <b>NOT</b> in the story.</p> <p>They are: a serpent; a tree; a spaceship; a Savior; a cookie; and a grave.</p> <p><i>Hold each of them up for the children to see as you identify them.</i></p> <p>I need to know:</p> <ol style="list-style-type: none"> <li><b>1. Which four belong in the story and which two don't?</b></li> <li><b>2. Who needed to ask God to forgive their sins and save them?</b></li> </ol>   |
| <p><b>Tell the Bible Story</b></p> <div style="text-align: center; margin-top: 10px;"> <div style="display: flex; align-items: center;"> <div style="text-align: center; margin-right: 10px;">             Place story &amp; pics in         </div> <div style="text-align: center;">             take out<br/>  </div> </div> <div style="text-align: center; margin-top: 5px;">             of BQB         </div> <div style="text-align: center; margin-top: 10px;">             DDD Unit 6<br/>             Visual Aids, NIV<br/><br/> <b>Story text included in this book right after this lesson plan and in Visual Aids book</b> </div> </div> | <p><b>Then say,</b> "Ok, Deep Down Detectives! Put on your best listening ears and see if you can hear the answers to Detective Dan's questions. When I finish telling the story, we will see if we can answer all the questions."</p> <p><b>Bible Story: The Case of the Terrible, Terrible Day</b></p> <p><i>Genesis 2,3</i></p> <p><i>Read the Bible Truth story, putting up the storyboard pictures as you tell it. Then, have the children answer the listening assignment. Present the gospel and lead in prayer.</i></p> <p><small>*Answers to questions; the gospel; and, ACTS prayer are included with the story text.*</small></p>   |

**Lesson Plan: Big Question 6, Bible Truth 1**

use with all THREE lessons

**p.9****2. OPENING CIRCLE TIME, continued**

= follow the stars for a short &amp; simple lesson plan

|  |   |
|--|---|
| <p><b>Story Response Song(s)</b></p> <p><b>Hymn</b></p> <p><i>lyrics and sheet music, Appendix A</i></p> | <p><i>As attention span and time allow, you might want to end with one of the following songs which also tie in with the unit. If desired, use the Music and Movement activity ideas while singing (listed with the Response Activities).</i></p> <p><b>Nothing But the Blood</b> <span style="float: right;"><i>DDD NIV Songs 6, track 15</i></span></p> <p><b>Verse 1</b></p> <p>What can wash away my sin?<br/>Nothing but the blood of Jesus!<br/>What can make me whole again?<br/>Nothing but the blood of Jesus.</p> <p><b>Tie-in:</b> "Children, we all disobey God and deserve His punishment, just like Adam and Eve did. But God sent Jesus to die on the cross to save everyone who says sorry to God and trusts Jesus as their Savior. Only Jesus' blood could take God's punishment for our sins. Thank God for sending Jesus!"</p>       |
| <p><b>Praise Song</b></p> <p><i>lyrics and sheet music, Appendix A</i></p>                               | <p><b>Praise Song: I Will Sing of the Mercies</b> <span style="float: right;"><i>DDD NIV Songs 6, track 16</i></span></p> <p>Refrain:</p> <p>I will sing of the mercies of the Lord forever,<br/>I will sing, I will sing,<br/>I will sing of the mercies of the Lord forever,<br/>I will sing of the mercies of the Lord.</p> <p>With my mouth will I make known<br/>Thy faithfulness, Thy faithfulness,<br/>With my mouth will I make known<br/>Thy faithfulness to all generations. <i>Refrain</i></p> <p><b>Tie-in:</b> "Children, we all disobey God and deserve His punishment. But God sent Jesus to forgive us when we turn away from our sins and trust in Jesus as our Savior. How merciful God has been to us! He is better to us than we deserve! That's what mercy is. Let's sing of God's mercies to us in sending Jesus to save us!"</p> |

**3. TAKING ACTION: Response Activities** *(choose from among these activities)*













|  |   |
|--|---|
| <p><b>Transition to Activities</b></p>   | <p> Well, Deep Down Detectives, you've done a great job diggin' deep down for answers in the truths of God's Word. Now it's time to enjoy some activities."</p> <p><i>Tell children what activity/s you are providing for them: either free play or some of the response activities listed below. When you are ready to dismiss them, use this song to help the children transition in an orderly fashion to their next activity.</i></p>                   |
| <p><b>Classroom Song, verse 2</b></p> <p><i>lyrics and sheet music, Appendix A</i></p> | <p>"Children, let's sing our Time to Play Song. When we are finished you may get up and walk over to our next activity."</p> <p><b>Classroom Song, verse 2</b> <span style="float: right;"><i>DDD NIV Songs 6, track 2</i></span></p> <p>We've gathered together to worship God,<br/>We've gathered together to worship God,<br/>And now it's time to play.</p> <p><i>Dismiss the children to whatever activities you have prepared for them to do.</i></p> |

**Lesson Plan: Big Question 6, Bible Truth 1**

use with all THREE lessons


**p.10****3. TAKING ACTION: Response Activities** (choose from among these activities)




= short &amp; simple lesson plan

|  |  |
|--|--|
| <b>Response Activities</b>   | Choose one or more activities appropriate for your children, based on classroom time and developmental needs. <b>Add the Discussion Sheet to any activity for deeper learning.</b>    |
| <b>Bible Verse Memory Game</b><br><br><i>game directions, Appendix B</i>   | <p>Though listed with the opening activities, you may choose to use this Bible verse game here instead (or as a repeat).</p> <ul style="list-style-type: none"> <li>• Lesson 1 Game: Simon Says How</li> <li>• Lesson 2 Game: Roll 'n' Toss</li> <li>• Lesson 3 Game: Block Clapping</li> </ul> <div data-bbox="1166 363 1328 478">  <p>Use the Discussion Sheet with this activity for even deeper learning</p> </div> <div data-bbox="1352 331 1450 520">  <p>Discussion Questions</p> </div>  |
| <b>Music, Movement &amp; Memory Activity</b><br><br><i>game directions, Appendix B</i>   | <p>A music activity that uses the songs from the Bible Truth and Big Question unit.</p> <ul style="list-style-type: none"> <li>• DDD Songs for this Bible Truth, plus:</li> <li>• Lesson 1 Activity: Say, Spring Up and Shout</li> <li>• Lesson 2 Activity: Freeze Frame</li> <li>• Lesson 3 Activity: Egg Shakers</li> </ul> <div data-bbox="1166 615 1328 730">  <p>Use the Discussion Sheet with this activity for even deeper learning</p> </div> <div data-bbox="1352 573 1450 762">  <p>Discussion Questions</p> </div>  |
| <b>Bible Story Review Game</b><br><br><i>game directions, Appendix B</i>   | <p>A game that uses the storyboard pictures from the story to review the story.</p> <ul style="list-style-type: none"> <li>• Lesson 1 Game: Missing in Action</li> <li>• Lesson 2 Game: Treasure Hunt</li> <li>• Lesson 3 Game: Look Who's Coming Down the Tracks</li> </ul> <div data-bbox="1166 835 1328 951">  <p>Use the Discussion Sheet with this activity for even deeper learning</p> </div> <div data-bbox="1352 793 1450 982">  <p>Discussion Questions</p> </div>   |
| <b>Coloring Pages/ Take Home Sheets</b><br><br><i>in Appendix C</i><br><br>                             | <p>A coloring page related to the lesson assignment question is provided for each lesson. On the back of each are the key concepts, a few questions and a song for parents to use with their children.</p> <p>NOTE: Upgrade your coloring sheet to a more interesting craft by offering simple embellishments, such as jiggly eyes, craft sand, glitter, glitter glue, colored paper dots (made with a hole punch), fabric scraps, etc. Make cut-to-size glued-on clothes, hair, etc for characters by using a copy of the coloring sheet, cutting out the selected portions and making them the patterns for whatever you want to cut out of fabric, paper, foil, etc.</p> <ul style="list-style-type: none"> <li>• Lesson 1 Coloring Sheet Emphasis: Bible Truth</li> <li>• Lesson 2 Coloring Sheet Emphasis: Bible Verse</li> <li>• Lesson 3 Coloring Sheet Emphasis: ACTS Prayer</li> </ul> <div data-bbox="1166 1234 1328 1350">  <p>Use the Discussion Sheet with these activities for even deeper learning</p> </div> <div data-bbox="1352 1213 1450 1402">  <p>Discussion Questions</p> </div> |
| <b>Extra Crafts:</b><br><b>Big Question Craft</b><br><i>in Appendix C</i><br><br><b>Bible Verse Craft</b><br><i>in Appendix C</i><br><br><b>Bible Story Puzzle</b><br><i>in Appendix C</i> | <p><b>These crafts are slightly more complex than the coloring/take home sheets:</b></p> <p><b>The Bible Concept Go-and-Tell Craft</b> is a craft that summarizes the Bible concept and includes the Bible verse is included for those desiring more than a coloring sheet. This more complex craft will involve gluing, sticking, etc. Can be used at any time.</p> <p>The <b>Bible Story Coloring Sheet</b> provides a tie in between the Bible story and the Bible truth they are learning.</p> <p>The <b>Storyboard Picture Placement Page</b> has been made into a puzzle that can be cut out and re-assembled by the children. This provides a nice summary of the story.</p> <div data-bbox="1166 1486 1328 1602">  <p>Use the Discussion Sheet with these activities for even deeper learning</p> </div> <div data-bbox="1352 1444 1450 1633">  <p>Discussion Questions</p> </div>   |
| <b>Free Play Activities</b><br><i>ideas in Appendix D</i>  | <p>Offer your own or some of the easy-to-make, free play activities suggested in Appendix D.</p>   |

**Lesson Plan: Big Question 6, Bible Truth 1**

use with all THREE lessons

**p.11****4. CLOSING CIRCLE TIME** *(End-of-session activities for the last 5-10 minutes of class time)* = short & simple lesson plan

|   |   |
|---|---|
| <p><b>Transition to Closing Circle</b></p> <p><b>Classroom Song, verse 3</b></p> <p><i>lyrics and sheet music, Appendix A</i></p>   | <p><i>Use this song to help the children transition in an orderly fashion. Start singing this song and ask the children to gather with you for Closing Circle Time.</i></p> <p><b>Classroom Song, verse 3</b> <span style="float: right;"><i>DDD NIV Songs 6, track 3</i></span></p> <p>It's time to get ready to go and tell,<br/>It's time to get ready to go and tell,<br/>Come gather here with me.</p>   |
| <p><b>Closing Circle Time</b></p> <p><b>Classroom Song, verse 4</b></p> <p><i>lyrics and sheet music, Appendix A</i></p>  | <p><i>When children are settled in the circle, say:</i></p> <p>"It's almost time for your parents to come pick you up. And do you know what that means? It means.... (draw this out to build anticipation and excitement)...that it's almost time to go home and....it's almost time to...Go and Tell! We have learned some big news about God today. God wants us to take and tell it to the whole world!"</p> <p><b>Classroom Song, verse 4</b> <span style="float: right;"><i>DDD NIV Songs 6, track 4</i></span></p> <p>So what's our big news to go and tell,<br/>So what's our big news to go and tell,<br/>Can you tell me now?</p>  |
| <p><b>Big News to Tell</b></p> <p><b>Big Question 6</b></p> <p><i>VISUAL AID</i></p> <p></p> <p><i>*found in the DDD Unit 6 Visual Aids, NIV Book</i></p> <p><i>lyrics and sheet music, Appendix A</i></p> <p><b>Big Question 6, Bible Truth 1</b></p> <p><i>VISUAL AID</i></p> <p></p> | <p>"Let's see....there's so much big news to tell! There's so much we've learned!</p> <p>First of all, can you tell me the answer to our <b>Big Question: "How Did Bad Things Come to God's Good World?"</b> <i>Hold up the Bible Truth Clue Picture.</i></p> <p>Say the answer with me: <b>"Bad Things Came through Sin!"</b></p> <p><i>(If desired, you can sing one/both of the Big Question songs.)</i> <span style="float: right;"><i>DDD NIV Songs 6, tracks 12,13</i></span></p> <p>And what's one way He does this? What did we learn? <i>Point to the picture.</i></p> <p><b>When Adam and Eve Chose to Disobey God!</b></p> <p>"And how do I know this is true? Can you tell me? Say it with me: <b>"The Bible tells me so!"</b> That's right!</p>  |
| <p><b>Big Question 6 Bible Truth 1 Bible Verse</b></p> <p><i>VISUAL AID</i></p> <p></p> <p><i>*found in the DDD Unit 6 Visual Aids, NIV Book</i></p> <p><i>lyrics and sheet music, Appendix A</i></p>  | <p>We learned: <b>Genesis 2:16; 3:6,7,17,19, NIV 1984</b></p> <p>"The LORD God commanded the man, "You are free to eat from any tree in the garden; but... you must not eat from the tree of the knowledge of good and evil, for when you eat of it... you will surely die.' ... [Eve] too some [fruit] and ate it. She also gave some to her husband, who was with her, and he ate it. Then the eyes of them both were opened... 'Because you... ate from the tree, you must not eat, cursed is the ground because of you... By the sweat of the brow you will eat until you return to the ground.'"</p> <p><b>Learn a Little:</b> The LORD God commanded the man, "You must not eat from the tree of the knowledge of good and evil, for when you eat of it... you will surely die."</p> <p>How sad it was when Adam and Eve disobeyed God! How sad that sin came into the world. Praise God for sending Jesus to save all who turn away from their sins and trust in Him as their Savior!</p> <p><i>(If desired, you can sing the Bible verse song.)</i> <span style="float: right;"><i>DDD NIV Songs 6, track 17</i></span></p> |

**Lesson Plan: Big Question 6, Bible Truth 1**

use with all THREE lessons

**p.12****4. CLOSING CIRCLE TIME, continued**

= follow the stars for a short &amp; simple lesson plan

|  |   |
|--|---|
| <b>Closing ACTS Prayer Time</b><br><br><b>ACTS Prayer Chant</b><br><br><i>lyrics and sheet music, Appendix A</i> | <p><i>Let's ask God to help us to remember this and even tell others this good news. Let's get ready and pray our ACTS prayer.</i></p> <p><i>And what does ACTS mean? Let's sing/say our ACTS Prayer Chant!</i></p> <p><b>ACTS Prayer Chant Song</b> <span style="float: right;"><i>DDD NIV Songs 6, tracks 10,11</i></span></p> <div style="display: flex; justify-content: space-between;"> <div> A, Adoration, God, we praise You!<br/> C, Confession, Forgive us our sins.<br/> T, Thanksgiving, Thank You for Jesus,<br/> S, Supplication, Help us to live like Him. </div> <div> That's the ACTS prayer, my friend,<br/> Bow your head, Close your eyes, Shhh,<br/> Let's begin. </div> </div>  |
| <b>Closing ACTS Prayer</b>   | <p>"Let's pray!"</p> <p><i>Lead the children in the ACTS prayer for this Bible Truth.</i></p> <p><b>A</b> We praise You, God, for being holy and just. You hate sin and are fair to punish us for how we have disobeyed You and Your good laws.</p> <p><b>C</b> Adam and Eve chose to disobey Your good laws, long ago. We have chosen to disobey You many times, too. We want to say sorry to You for choosing to disobey You and ask that You would forgive us.</p> <p><b>T</b> Thank You, God, for sending Jesus to save us when we should only get punishment for disobeying You. You. Thank You for promising to forgive the sins of all who turn away from disobeying You and trust in Jesus as their Savior.</p> <p><b>S</b> When we are tempted to sin, help us to choose to obey You. Work in our hearts. Help us to turn away from disobeying You and trust in Jesus as our Savior. Save us from Your punishment for sins. We want to get to love You and enjoy You forever.</p> <p>In Jesus' name we pray, Amen.</p> |
| <b>5. TAKING IT HOME</b> <i>(Take Home Sheet)</i>  |   |
| <b>Clean up and Dismissal</b>  | <p>"Now it's time to work together and clean up."</p> <p><i>Have the children join you in cleaning up the room.</i></p>   |
| <b>Coloring Pages/ Take Home Sheets</b><br><br><i>in Appendix C</i>  | <p><i>Give out the craft/take home sheet and any other papers from the session, as you dismiss children from class.</i></p> <p><i>(Reminder: The back side of the coloring page is the take home sheet for each lesson.)</i></p>  |
| <b>Bible Story to Take-Home</b><br><br><i>in Appendix C</i>  | <p>You may also want to include a copy of the story along with the take home sheet. (However, each coloring sheet/take home sheet includes a note to parents telling where they can download the story from the Parent Resources section on the website.</p>  |



**Bible Story for Big Question 6, Bible Truth 1** use with all THREE lessonsPlace  
story in

take out

P.1

**The Case of the Terrible, Terrible Day***Genesis 2,3*

of BQB

**Story-telling Tips**

Ahead of time:

1. Read the Bible verses and story. Pray!
2. Choose story action cues and/or prepare storyboard figures, if using. (Included in Visual Aids book)
3. Practice telling story with the storyboard pictures, timing your presentation. Shorten, if necessary.

During your presentation:

1. Maintain as much eye contact as possible as you tell the story.
2. Put up storyboard figures/add story action cues as you tell the story. Allow the children to help you put them on the board, if desired.
3. Include the children in your story with a few questions about what they think will happen or words/concepts that might be new to them.
4. Watch the kids for signs that their attention span has been reached. Shorten, if necessary.

**INTRODUCTION/ LISTENING ASSIGNMENTS**

**"Our story is called: The Case of the Terrible, Terrible Day. Here is your listening assignment."** Read from Detective Dan's Listening Assignment signs, but questions are summarized below:

**Detective Dan's Lesson #1 Listening Assignment:**

I need to know:

1. What happened to Adam and Eve on the Terrible, Terrible Day?
2. What did God promise to do to help them (and all of us)?

**Detective Dan's Lesson #2 Listening Assignment:****Our Bible Verse is Genesis 2:16; 3:6,7,17,19, NIV 1984**

"The LORD God commanded the man, 'You are free to eat from any tree in the garden; but...you must not eat from the tree of the knowledge of good and evil, for when you eat of it... you will surely die.' ... [Eve] too some [fruit] and ate it. She also gave some to her husband, who was with her, and he ate it. Then the eyes of them both were opened... 'Because you... ate from the tree, you must not eat, cursed is the ground because of you... By the sweat of the brow you will eat until you return to the ground.'"

I need to know:

1. What were Adam and Eve tempted to do? What happened when they gave into temptation?
2. What did God promise to do to help them (and all of us)?

**Detective Dan's Lesson #3 Listening Assignment:**I found six clues, but two of them are **NOT** in the story.

They are: a serpent; a tree; a spaceship; a Savior; a cookie; and a grave.

*Hold each of them up for the children to see as you identify them.*

I need to know:

1. Which four belong in the story and which two don't?
2. Who needed to ask God to forgive their sins and save them?

**Read the assignment questions, THEN SAY,**

"Ok, Deep Down Detectives! Put on your best listening ears and see if you can hear the answers to Detective Dan's questions. When I finish telling the story, we will see if we can answer all the questions."

*Read the Bible Truth story, answer questions, present the gospel and lead in prayer.*

*Answers to questions; the gospel; and, ACTS prayer are included with the story text.*



**Bible Story for Big Question 6, Bible Truth 1**

use with all THREE lessons

**P.4****The Case of the Terrible, Terrible Day***Genesis 2,3**Story with lines separating paragraphs (text in bold, optional interaction cues in italics)*

**The LORD God made a special home for Adam and Eve, the people He had created. Was it a tepee? Was it a tent? Was it a big, brick mansion?**

*What do you think?*

**No, it was none of those kinds of homes. This home was a garden: the Garden of Eden. Eden was a very special place. So special, that there has never been another place like it on earth. It was very beautiful. It was filled with many kinds of plants and trees. A river flowed through it and watered all of the beautiful plants and trees. But what made this special home best of all? It was the Perfect Wonderfulness of God's love for Adam and Eve, and their love for God and each other.**

**Eden was a lovely place to live with all of those plants and trees. But the trees were more than just lovely to look at. They were covered in deliciousness. Can you guess what God made grow on the trees?**

*Can you guess?*

**They were covered with yummy fruit! Bunches of fruit, fat, ripe, and juicy, hung from the tree branches. "Feel free to eat from any of these trees. I have put them here for you to enjoy and eat!" God told Adam and Eve.**

**And eat, Adam and Eve did! They could walk along in the garden and pluck the fruit. Their mouths would be filled with delicious sweetness and juice would drip down their chins. Yum! Yum! Yum!**

**Besides all these fruit trees for eating, God put two other trees in the garden, too.**

**These trees were not like the other trees. One was called the Tree of Life. Through it, God offered people life that went on and on and on. The other one was the Tree of Knowing Good and Evil.**

**God warned Adam and Eve about this second tree. "Do NOT eat from the Tree of Knowing Good and Evil," He told them. "Live My good way and you will forever enjoy the Perfect Wonderfulness of life with Me and with each other in this beautiful world I've made. But if you turn away from My good way and eat from this one tree, you will surely die," He promised them.**

**Oh, no! Adam and Eve did NOT want to die! They did NOT want to lose the special closeness they had with God. They did not want to lose the life God had given them with Him and each other in this beautiful, new world. No, they would NOT eat from that Tree. They would live within the good laws God had given them. God loved them and He knew what was best for them! They trusted Him.**

**So, for a while, the Perfect Wonderfulness of God's beautiful world remained. (SB6) Adam and Eve enjoyed eating from the many trees in the Garden of Eden. And, they stayed away from these two special trees God had put in the middle... especially that Tree of Knowing Good and Evil.**

**But then one day, something terrible happened. God's enemy, Satan, came. Satan (SB8) hated God and His good plan for the world. He decided to trick Adam and Eve into disobeying God. He wanted to break God's good plan. He wanted to hurt the people whom God loved.**

*Story with lines separating paragraphs (text in bold, optional interaction cues in italics)*

**Satan decided to use the serpent, one of God's creatures, to trick Adam and Eve into disobeying God. The serpent went to Adam and Eve, and Satan did his talking through him: "Did God say, 'You can't eat the fruit from ANY tree in the garden?' he asked Eve.**

**"We may eat the fruit of the trees in the garden," Eve told him, "But God said, 'Don't eat from the fruit of the tree in the middle of the garden. We shouldn't even touch it! Or we will die.'"**

**Now Satan lied to Eve. "You will not die. For God knows that when you eat that fruit you will start to know as much as He knows. He knows you will be like Him, knowing good and bad," he told her.**

**Eve listened to what Satan said. He made it seem like God was keeping something good from them. She liked to think she might be like God. That sounded better than just being a human. Maybe living within God's laws wasn't really so good after all. Maybe God hadn't given them Perfect Wonderfulness. Maybe He was keeping it from them! Should she keep trusting God?**

**Eve was tempted to believe what Satan said and disobey God. Run away, Eve, run away! Don't give in!**

**But DID Eve run away? DID she turn to Adam or to God for help?**

*What do you think she did?*

**Eve did NOT run away. She did NOT turn to Adam or to God for help. Instead, she went up to that tree and looked carefully at the fruit on the tree. 'It looks so beautiful and so yummy!' she thought. 'And best of all, it will make me wise like God!'**

**Satan watched as Eve reached out and took some of the tree's fruit. She held it and then, she ate it. Then she held some out to Adam to eat. Run away, Adam! Don't eat it! What do you think Adam did?**

*What do you think?*

**Adam did the same thing Eve had done. He took the fruit and ate it, too.**

**Satan's trick had worked! Adam and Eve had disobeyed God. Now, their wonderful, special closeness with God was broken. Now, they would die!**

**Sad changes happened in Adam and Eve as soon as they sinned. They sewed tree leaves together to cover up their bare bodies. They wanted to hide from each other. They wanted to hide from God, too. When they heard Him coming to see them, they hid among the trees. Could they keep God from seeing them?**

*What do you think?*

**No one can hide from God. He knows and sees everything. God knew exactly what had happened. "Where are you?" He asked Adam.**

**Adam answered God from his hiding place: "I heard you coming and hid from You. I was afraid for You to see me without clothes," Adam said.**

**God made Adam and Eve tell what had happened. They made excuses. They blamed others. But there was no denying the truth. The serpent had helped Satan trick them; but, they had chosen to disobey God and eat the fruit. Sin had come into God's good world. Now, many other sad and bad things would come, too.**

**Bible Story for Big Question 6, Bible Truth 1**

use with all THREE lessons

**P.4***Story with lines separating paragraphs (text in bold, optional interaction cues in italics)*

**God gave out sad punishments to the serpent and to Adam and Eve. They had all gone against His good ways. Sin had come into God's good world. Now they all faced the consequences.**

**"Serpent, I am changing what you look like," God told him. "Now you will slither along the ground on your belly the rest of your life, as the lowest of creatures. I want you to be ashamed of what you have done."**

**God told Eve the sad consequences of her sin, too: "Eve, having children will hurt now. You will have a hard time being happy obeying your husband."**

**Last of all, God gave Adam his consequences: "Adam, you will have to grow your own food now, and weeds will ruin your crops. You will have to work really hard," God told him. "You won't get to live here in the Garden anymore. You won't get to eat from the Tree of Life. Now you, and Eve, and your children after you will suffer sickness. You will grow old, and your bodies will die. Worst of all, you and Eve can't have wonderful, special closeness with Me like before. You must leave the garden and My special presence."**

**What a terrible day that was! The punishments God gave them were really hard, but Adam and Eve knew they deserved these sad consequences. God was good and His punishments were just.**

**But God was merciful that day, too. He gave them something better than they deserved. He made them a promise. He gave them HOPE. One day, He would send a Savior. He would be one of their sons. He would put an end to Satan, once and for all. Adam and Eve believed God's promise and trusted in Him. They looked forward to the day when this son would come and crush their enemy.**

**God didn't tell Adam and Eve the name of this Savior who would crush Satan, but I bet you know His name.**

*Can you tell me His name?*

**It's Jesus! And at just the right time, many, many years later, Jesus was born. And while He was a son of Adam and Eve, born by His mother, Mary, Jesus was also GOD'S SON, too. Jesus grew up to be a man and He taught about God and did amazing things. Like Adam and Eve, Satan came to tempt Him to disobey God; but UNLIKE them, Jesus did NOT sin! Instead, He lived a perfect life, then He gave it up on the cross. He suffered and died there as the perfect payment for the sins of all who trust in Him as their Savior. He took the punishment they deserved for their sins, so they wouldn't have to.**

**Jesus died and was buried in a cave-grave that sad day. Oh, no! The Savior was DEAD? Was He really any different from Adam and Eve?**

*What do you think?*

**Oh, yes, He was! For on the third day, Jesus rose up from the dead, never to die again. He had beaten sin and death for all who put their trust in Him!**

**Jesus went up to heaven in victory. From there, He is still helping God's people. He sends the Holy Spirit to live in their hearts. He prays for them. And, He is at work, completing all of God's great plans.**

**And on that wonderful day, when God's plans are completed, Jesus will come back again. He will put an end to Satan forever. Satan will be crushed, just as God promised! Then, God will make a beautiful, new world, with no sin in it, for His people to live in with Him forever. It will be even better than the beautiful garden, in that perfect world, Adam and Eve enjoyed long ago. And this time, the Perfect Wonderfulness will last forever. We can be God's people and be there, too, if we turn away from our sins and trust in Jesus as our Savior. Ask God to help you. He loves to do this!**

**Cracking the Case:** (story wrap-up for Listening Assignments)

It's time to see how we did with our Listening Assignment.

**Detective Dan's Lesson 1 Listening Assignment:**

**1. What happened to Adam and Eve on the Terrible, Terrible Day?** They disobeyed God and lost the perfect life and fellowship with God that He had given them.

**2. What did God promise to do to help them (and all of us)?** To send a Son to crush the enemy and save them.

**For You and Me:**

Adam and Eve did not know the name of the Savior God would send, but we do! It's Jesus! He came at just the right time to crush Satan and make the way for us to be saved from our sins. He can be our Savior, too, when we turn away from our sins and trust in Him as our Savior. Ask Him to help you! He loves to do this!

**Detective Dan's Lesson 2 Listening Assignment:**  
**Our Bible Verse is Genesis 2:16; 3:6,7,17,19**

"The LORD God commanded the man, 'You are free to eat from any tree in the garden; but...you must not eat from the tree of the knowledge of good and evil, for when you eat of it... you will surely die.' ... [Eve] too some [fruit] and ate it. She also gave some to her husband, who was with her, and he ate it. Then the eyes of them both were opened... 'Because you... ate from the tree, you must not eat, cursed is the ground because of you... By the sweat of the brow you will eat until you return to the ground.'"

**I need to find out:**

**1. What were Adam and Eve tempted to do? What happened when they gave into temptation?** They were tempted to disobey God and eat the fruit of the Tree of Knowing Good and Evil. They lost their perfect friendship and life with God when they disobeyed Him. This is how sin and bad things came into God's good world.

**2. What did God promise to do to help them (and all of us)?** To send a Son to crush the enemy and save them.

**For You and Me**

Adam and Eve did not know the name of the Savior God would send, but we do! It's Jesus! He came at just the right time to crush Satan and make the way for us to be saved from our sins. He can be our Savior, too, when we turn away from our sins and trust in Him as our Savior. Ask Him to help you! He loves to do this!

**Detective Dan's Lesson 3 Listening Assignment:**

Our six clues were: a serpent; a tree; a spaceship; a Savior; a cookie; and a grave.

**1. Which four belong in our story?**

The serpent, tree, Savior and grave belong.

**2. Who needed to ask God to forgive their sins and save them?** Adam and Eve did.

**For You and Me:**

Adam and Eve were not the only people who chose to disobey God and His good ways. We all have! We need a Savior, just as much as they do. Jesus can be our Savior, too, when we turn away from our sins and trust in Him as our Savior. Ask Him to help you! He loves to do this!

**The Gospel** (story wrap-up if NOT using Listening Assignments)**Our Bible Truth is:**

**How Did Bad Things Come to God's Good World?**

**Bad Things Came through Sin...**

**When Adam and Eve Chose to Disobey God!**

What a terrible thing happened when Adam and Eve sinned! How sad and lonely they were when they lost that special closeness they had with God! But how kind God was to them in promising to send them Jesus to save them from their sins one day! Jesus came and took the punishment for the sins of God's people when He suffered and died on the cross. On Day Three, Jesus rose from the dead in victory. Now, all who turn away from their sins and trust in Jesus as their Savior can be saved and get to be God's people. They deserved God's punishment, but through Jesus, their sins are forgiven. God gives them new hearts, to know and love Him. And best yet, God promises to bring them home to live with Him forever. If we turn away from our sins and trust in Jesus, God will do all of this for us, too. Ask Him to help you! He loves to answer this prayer!

*Close in prayer.*

**Closing ACTS Prayer**

- A** We praise You, God, for being holy and just. You hate sin and are fair to punish us for how we have disobeyed You and Your good laws.
- C** Adam and Eve chose to disobey Your good laws, long ago. We have chosen to disobey You many times, too. We want to say sorry to You for choosing to disobey You and ask that You would forgive us.
- T** Thank You, God, for sending Jesus to save us when we should only get punishment for disobeying You. You. Thank You for promising to forgive the sins of all who turn away from disobeying You and trust in Jesus as their Savior.
- S** When we are tempted to sin, help us to choose to obey You. Work in our hearts. Help us to turn away from disobeying You and trust in Jesus as our Savior. Save us from Your punishment for sins. We want to get to love You and enjoy You forever.

In Jesus' name we pray, Amen.

***Go to Lesson Plan, p.9 for the script to the rest of the lesson.***

**Deep Down Discussion Sheet**

use with all THREE lessons

Use with all  
response activities  
for deeper learning**P.1***Questions to aid discussion of the key concepts and for use in games*

Be familiar with these questions and answers. Look for opportunities to ask questions and discuss their answers, such as while the children work on their coloring pages, as part of their response games, or during play time. Remember: your goal isn't to ask all these questions or only talk to the children about these things. It is to be deliberate in having good conversations with them, however much or little you have.

|                             |   |
|-----------------------------|---|
| <b>BIG QUESTION</b>         | How Did Bad Things Come to God's Good World? Bad Things Came through Sin!   |
| <b>Meaning</b>              | When God created the world in the beginning, He created all things good; but, now there are many bad and sad things in God's good world. All these bad things came through sin when people disobeyed God. How good it is that God sent Jesus to be our Savior! He can forgive our sins and make us God's people!  |
| <b>Discussion Questions</b> | <p><i>choose a few</i></p> <ol style="list-style-type: none"> <li>1. What was the world like when God created it? <i>All things were created good.</i></li> <li>2. Did God's good world stay all good? <i>No. Now there are many bad and sad things in it, as well as good things.</i></li> <li>3. How did those bad things first come into God's good world? <i>They came through sin.</i></li> <li>4. Who disobeyed God? <i>People did.</i></li> <li>5. Who did God send to rescue us from our sins? <i>Jesus.</i></li> <li>6. What can Jesus do? <i>He can forgive us our sins and make us God's people.</i></li> </ol>  |
| <b>BIBLE TRUTH</b>          | Bad Things Came through Sin... When Adam and Eve Chose to Disobey God!  |
| <b>Meaning</b>              | God made the world good. He gave Adam and Eve good laws to live by, so that they would live happily with Him forever. God warned Adam and Eve that terrible things would happen if they disobeyed Him and His good laws. At first, Adam and Eve wanted to obey God. They loved knowing Him and living His way. But then, Satan, God's enemy, came to Adam and Eve. He lied to them and tempted them to disobey God... and they did! Adam and Eve thought their lives would be better when they disobeyed God, but they were wrong. NOTHING good came from disobeying God, but only the sad things God warned them would happen. And happen, they did! A terrible change happened in their spirits. They no longer enjoyed the same special closeness with God that they first had with Him. They didn't love each other in the same way, either. They became afraid and selfish and rebellious. Something happened in their bodies, too. Now, they hurt and got sick. One day, they would die. God is good and just. He hates sin. Adam and Eve now deserved His punishment and death. How very sad! But God isn't ONLY just. He is also very, very merciful. He treats us better than we deserve. God promised that one day He would send a Savior to put an end to Satan, sin, and death. He would save people from their sins. That Savior was Jesus! Through faith in Him, we can be forgiven our sins and have special closeness with God. Thank You, God! |
| <b>Discussion Questions</b> | <p><i>choose a few</i></p> <ol style="list-style-type: none"> <li>1. Why did God give Adam and Eve rules to live by? <i>So they would live happily ever after.</i></li> <li>2. Did Adam and Eve want to obey God and live in special closeness with Him? <i>Yes, they did, before they disobeyed.</i></li> <li>3. What did Satan tempt Adam and Eve to do? <i>To disobey God.</i></li> <li>4. Did anything good come from disobeying God? <i>No. Only the terrible things God told them would happen.</i></li> <li>5. What happened in Adam and Eve's hearts when they disobeyed God? <i>They no longer had special closeness with Him. They became afraid, selfish and rebellious (wanted to disobey).</i></li> <li>6. What happened in Adam and Eve's bodies when they disobeyed God? <i>They began to get sick. One day they would die.</i></li> <li>7. What did Adam and Eve deserve from God after they disobeyed Him? <i>His fair punishment.</i></li> <li>8. What kind promise did God give Adam and Eve? <i>To one day send Jesus to put an end to Satan and save people from their sins. To give them special closeness with God again.</i></li> </ol>   |



**Deep Down Discussion Sheet**


use with all THREE lessons

**P.2***Questions to aid discussion of the key concepts and for use in games*

|  |   |
|--|---|
| <b>THE GOSPEL</b>                                      | What is God's good news for you and me? <i>The gospel! How Did Bad Things Come to God's Good World? Bad Things Came From Sin...When Adam and Eve chose to disobey God. How wonderful life was in the beginning for Adam and Eve! They had such wonderful closeness with God! But it did not stay that way! You see, they...and all other people after them have chosen to disobey God and His good ways. This has spoiled God's good world...and worse of all, now we all deserve God's fair punishment! How sad! But God is so rich in mercy! He sent His Son, Jesus, to suffer and die on the cross and take the punishment for God's people. On Day 3, He rose from the dead in victory. Now, all who turn away from their sins and trust in Him as their Savior can be saved. For all who do, God will forgive their sins and they will be God's special people, now and forever. Ask Him to help you!</i>  |
| <b>BIBLE TRUTH<br/>BIBLE VERSE</b>                     | <p>"The LORD God commanded the man, "You are free to eat from any tree in the garden; but... you must not eat from the tree of the knowledge of good and evil, for when you eat of it... you will surely die.' ... [Eve] too some [fruit] and ate it. She also gave some to her husband, who was with her, and he ate it. Then the eyes of them both were opened...'Because you... ate from the tree, you must not eat, cursed is the ground because of you... By the sweat of the brow you will eat until you return to the ground.'" --Genesis 2:16; 3:6,7,17,19, NIV 1984</p> <p><b>Learn a Little:</b> The LORD God commanded the man, "You must not eat from the tree of the knowledge of good and evil, for when you eat of it... you will surely die."</p>   |
| <b>Meaning</b>   | How sad it was when Adam and Eve disobeyed God! How sad that sin came into the world. Praise God for sending Jesus to save all who turn away from their sins and trust in Him as their Savior!  |
| <b>Discussion Questions</b><br><br><i>choose a few</i> | <ol style="list-style-type: none"> <li>1. What did the LORD tell Adam and Eve they were free to eat? <i>From any tree in the garden, except one.</i></li> <li>2. What did the LORD warn them would happen if they did eat from the Tree of the Knowledge of Good and Evil? <i>They would surely die.</i></li> <li>3. What happened when Adam and Eve ate from that one tree? <i>Sin came into the world. Their lives and all of the rest of God's good world was under the curse of sin and death.</i></li> <li>4. Who did God promise to send to do for them? <i>Send a Savior to crush their enemy, Satan. Jesus!</i></li> <li>5. How can we be saved from God's punishment we deserve for our sins? <i>By turning away from our sins and trusting in Jesus as our Savior. God, Himself, has provided us with a Savior! How merciful He is to us!</i></li> </ol>  |
| <b>BIBLE STORY</b>                                     | <b>The Case of the Terrible, Terrible Day</b>   |
| <b>Discussion Questions</b><br><br><i>choose a few</i> | <ol style="list-style-type: none"> <li>1. What were the trees like in the Garden of Eden? <i>They were beautiful and had yummy fruit.</i></li> <li>2. What was special about the Tree of Life? <i>Through it, God offered life that went on and on and on.</i></li> <li>3. What was special about the Tree of Knowing What Is Good and Evil? <i>It was the only tree they were not to eat from. If they did, they would die.</i></li> <li>4. Who hated God and His good plan? <i>Satan.</i></li> <li>5. What did Satan want to get Adam and Eve to do? <i>Disobey God and break their special closeness with Him.</i></li> <li>6. Who did Satan tell Adam and Eve they would be like if they ate from the Tree of Knowing What Is Good and Evil? <i>God.</i></li> <li>7. Did good things or bad things happen to Adam and Eve when they ate the fruit? <i>Bad things.</i></li> <li>8. God punished Adam and Eve for disobeying Him, but He also kindly promised to send someone to save them. Who did He promise to send? <i>Jesus.</i></li> <li>9. How can we be saved from the punishment we deserve for our sins? <i>By turning away from our sins and trusting in Jesus as our Savior.</i></li> </ol> |

# **DEEP DOWN DETECTIVES**

**Curriculum Resources  
for Unit 6, Bible Truth 2:**



**How Did Bad Things Come  
to God's Good World?**

**Bad Things Came through Sin...**

**When Sin Spread to the Whole World!**

## Session Prep (especially good for newbies!)

### Pray!



Pray for the Holy Spirit to be at work in your and the children's hearts.

### Review



If new to the curriculum, look at the **Getting Started with Deep Down Detectives section of the Core Curriculum book.** (p.5) It will be especially helpful to read through the Deep Down Detectives section of **The Praise Factory Tour: Extended Version Book.** This is a visual way to understand what goes on in the classroom. (A pdf of the book is found in the samples section on the website.)

### Look through and Learn the Lesson



Read over **lesson plan.** Practice any **songs or action rhymes** you are using. Choose/make up motions to go with these. Choose less with younger children and more with older preschoolers. **Practice the lesson with the visual aids** and using the Big Question Box/Briefcase.

### Read and Rehearse the Bible Story with Pictures



Read the Bible story from the Bible. Read the curriculum version. Practice telling it with the storyboard pictures. (If you have not previously laminated the story pictures, do that now.) Or, rehearse it from the Simple Story Scenes, if you are using those.

### Let There Be Music



Download the music and listen to the songs. Choose which of the songs you will use with the children. If using live musicians, make sure they have the sheet music (Appendix A, Core Curriculum book).

### Put the Props in Place



1. Prepare your Visual Aids. Put the Big Question, Unit Bible Truths, Bible Truth, Bible Verse, and Listening Assignment signs, as well as the Bible Story script in one side of the Bible folder.
2. Get out your storyboard. If using Simple Story Scenes, put these in your Bible Folder. Or, if using the individual storyboard figures, put all background pictures in place (they have a BG by the number). Put the rest of the storyboard pictures (these have a SB by the number) in order of use in the other side of the Bible folder.
3. Put the DDD Bible Folder as well as the Big Question sign in the Big Question Box/Briefcase and shut it. If your box/briefcase has locks and you want to use the unlocking the box as part of your session, lock it now....but make sure you have the key or know the code first.
4. Prepare the music CD or sheet music or mp3 device for use in your session.

### Set Out Free Play Activities



Choose and set up free time activities you will use with the children. Choose a variety of different activities that will be enjoyed by different types of children. Rotate the activities you provide to keep them interesting and fresh to your children. (Suggestions in Appendix D, Core Curriculum books.)

### Prepare Any Activities



Choose which (if any) of the Bible Truth games and crafts activities you want to use in the session. Bear in mind your time frame as well as the developmental abilities and attention span of your children as you decide which/how many to prepare. **Look over the Discussion Sheet** and choose a few questions you might use to spark discussion with the children as they do their activities (especially good for ages 3's+). Pray for God to give you opportunities to talk about these things with the children.

### Let Them Take It with Them



Make copies of the craft/take home sheets, if you are not already using them as one of your activities. You may also want to make copies of the story (see take-home version of each story included in Appendix C with the other take home resources) to have for parents to use with their children at home. There's a link on each craft/take home sheet to the story, if you don't make hard copies.

### Store It



After your session is over, collect the resources and store them for future use. This curriculum can be used over and over for years to come.

---

## Unit 6: God, the Just and Merciful

---

### UNIT OVERVIEW

When God created the world in the beginning, He created all things good; but, now there are many bad and sad things in God's good world. All these bad things came through sin when people disobeyed God. How good it is that God sent Jesus to be our Savior! He can forgive our sins and make us God's people!

In this unit we will learn two truths about how sin came into God's good world, and how just and merciful God has been to sinners.

### UNIT BIBLE VERSE: Romans 5:12

"Sin entered the world through one man, and death through sin, and in this way death came to all men, because all sinned."

### BIG QUESTION UNDER INVESTIGATION: How Did Bad Things Come to God's Good World?

**ANSWER:** Bad Things Came through Sin

#### OPTIONAL Big Question 6 INTRODUCTION LESSON (Use Hide 'n' Seek Kids Unit 6 Material)

Story: The Case of the Terrible, Terrible Day *Genesis 3-4*

Bible Verse: Romans 5:12

#### BIBLE TRUTH 1: When Adam and Eve Chose to Disobey God (3 Lessons Available)

Story: The Case of the Very Sad Day *Genesis 3*

Bible Verse: Genesis 2-3

#### ➔ BIBLE TRUTH 2: When Sin Spread to the Whole World (3 Lessons Available)

Story: The Case of the Sadness that Didn't Stop *Genesis 4,6-9*

Bible Verse: Psalm 14:2-3

## Deep Down Detectives NIV Songs 6 Track Numbers

This is a listing of all songs mentioned in the unit curriculum. You may or may not choose to use all of the songs. They are listed in easy-reference order--NOT in the order used in the curriculum.

You may choose to simply burn a CD/load them onto an mp3 device in this order. Or, you may want to do what we do: choose the songs we want to use and create a play list of them in that order. Then, we burn a CD/upload the play list onto an mp3 device. A teacher only has to click forward to the next song, instead of hunting for the right track. The track number have been included as part of the title of each song, teachers will still have a reference to the track number listed in the curriculum (same as those listed below), even if you change the order on your customized play list.

### SONGS USED EVERY UNIT OF THE CURRICULUM

- 1 The Classroom Song v.1
- 2 The Classroom Song v.2
- 3 The Classroom Song v.3
- 4 The Classroom Song v.4
- 5 Deep Down Detectives Theme Song
- 6 The Classroom Rules Song
- 7 Let's Pray Song
- 8 The Big Question Box Song
- 9 The Bible Chant Song
- 10 ACTS Prayer Song (Short Version)
- 11 ACTS Prayer Song (Full Version)

#### Why the Extra Songs?

Deep Down Detectives is a curriculum used by a wide age-span of kids. Sometimes one of the other songs is a better fit for your kids. Or, you may simply want to teach them more songs on the same Bible Truth. Use as many or as few as you want.

### UNIT 6: GOD, THE JUST AND MERCIFUL

- 12 Big Q & A 6 Song
- 13 Big Question 6 Song: How Did Bad Things Come to God's Good World?
- 14 Big Question 6 Bible Verse Song: Sin, Sin, Sin Romans 5:12, NIV 1984
- 15 Big Question 6 Hymn: Nothing But the Blood of Jesus, v.1
- 16 Big Question 6 Praise Song: I Will Sing of the Mercies

#### How Did Bad Things Come to God's Good World?

##### Bad Things Came Through Sin...

#### Bible Truth 1: When Adam and Eve Chose to Disobey God

- 17 Bible Verse Song: You Must Not Eat, Eat, Eat Genesis 2, 3, NIV 1984
- 18 *Extra Bible Verse Song: For the Wages of Sin Is Death Romans 6:23, NIV 1984*

#### Bible Truth 2: When Sin Spread to the Whole World

- 19 Bible Verse: The LORD Looks Down Psalm 14:2-3, NIV 1984
- 20 *Extra Bible Verse Song: For If by the Trespass Romans 5:17, NIV 1984*

listen to or download songs for free at <https://praisefactory.org>: Deep Down Detectives Music page



**Big Question 6, Bible Truth 2 Overview: Key Concepts****P.1****Unit 6: God, the Just and Merciful**

**Unit Big Question (and Answer):** How Did Bad Things Come to God's Good World?  
Bad Things Came through Sin!

**Unit Bible Verse:** "Sin entered the world through one man, and death through sin, and in this way death came to all men, because all sinned." Romans 5:12

**Bible Truth 2 Concept: Bad Things Came through Sin... When Sin Spread to the Whole World!**

Everything God created was hurt by Adam and Eve's sin. The plants did not grow such good fruit. The animals had sicknesses. Adam and Eve's sin hurt all their children, too. They were born disobeyers with sinful hearts. They deserved God's punishment for their sins, just like their parents. They would suffer sicknesses and one day they would all die. What sadness Adam and Eve passed down to their children through their sin!

Guess who else are children from Adam and Eve's family? We are! That's why we get sick and one day will die. That's why we have sinful hearts that disobey God. And that's why we deserve for Him to punish our sins, too.

But God is so kind and merciful to us! He sent Jesus to save all who turn away from their sins and trust in Him as their Savior. God promises to forgive their sins and put His Holy Spirit in their hearts, so they can once more have closeness with God again, right here on earth.

That is good news, but the best is yet to come! Bible tells us that everything God had made looks forward to the day when Jesus will come back and get rid of sin and death forever. God's people look forward to that day most of all. That's when they will live face to face with God, enjoying all the wonderful, special closeness with God that people can have...and it will never, ever end.

**Bible Truth 2 Bible Verse: Psalm 14:2-3**

"The LORD looks down from heaven on the sons of men, to see if there are any who understand, any who seek God. But all have turned aside, they have together become corrupt, there is no one who does good, not even one."

**Learn a Little:** "All have turned aside... there is no one who does good, not even one."

**Meaning**

The LORD is everywhere, all the time. He sees all people and knows what they are like, inside and out. And what does He see? It is very sad! God sees that not even one person seeks after Him. No one does good. Why? Because we are all children of Adam and Eve. We are born with sinful hearts that choose to disobey God. Thank God for sending Jesus! Thank God that He promises to save all who turn away from their sins and trust in Him as their Savior! He can save us, too. Ask Him to help you! He can save us, too. Ask Him to help you!

**Bible Truth 2 ACTS Prayer**

- A** We praise You, God, for being holy and just. You hate sin. You are fair in Your punishments for our sins against You and Your good laws.
- C** God, we know that every one of us have sinful hearts. We are no different from those people who sinned against You, long ago. We have all chosen to disobey You. We need a Savior!
- T** Thank You, God, for sending Jesus to save us when we should only get punishment for disobeying You. Thank You that You promise to forgive all who turn away from disobeying You and trust in Jesus as their own Savior.
- S** God, work in our hearts! Help us to turn away from disobeying You and trust in Jesus as our Savior. Help us to love You and live for You. Help us to tell others the good news of Jesus that they might be saved, too. In Jesus' name we pray, Amen.

**Bible Truth 2 Story**

**The Case of the Sadness that Didn't Stop** *Genesis 4,6-9*



**Big Question 6, Bible Truth 2 Overview: Key Concepts****p.2****Songs Used in Bible Truth 2**

Big Question 6 (Unit) Bible Verse Song: Sin, Sin, Sin Romans 5:12

Big Question 6 Hymn: Nothing But the Blood of Jesus, v.1

Big Question 6 Praise Song: I Will Sing of the Mercies

Bible Truth 2 Bible Verse Song: The LORD Looks Down Psalm 14:2-3, NIV 1984

*Bible Truth 2 Extra Bible Verse Song: For If by the Trespass Romans 5:17, NIV 1984*

listen to or download songs for free at <https://praisefactory.org>: Deep Down Detectives Music page

**Lesson Plan: Big Question 6, Bible Truth 2**

use with all THREE lessons

**p.1****1. GETTING STARTED**

= follow the stars for a short &amp; simple lesson plan

|  |  |  |
|--|--|--|
| <b>Intake<br/>Activity Ideas</b>   | <b>Choose one of these open-ended activities to include children as they join the class:</b>   |  |
| <b>Free Play Time</b><br><i>suggestions in<br/>Appendix D</i>  | ★ Offer your own or some of the easy-to-make, free play activities suggested in Appendix D.  |  |
| <b>OR Sing-along<br/>Music Time</b><br><br><i>lyrics and sheet music,<br/>Appendix A</i><br><br><i>listen to or<br/>download songs<br/>for free at <a href="https://praisefactory.org:Deep Down&lt;br/&gt;Detectives&lt;br/&gt;Music page">https://<br/>praisefactory.<br/>org:Deep Down<br/>Detectives<br/>Music page</a></i> | <p>Music from Deep Down Detectives (DDD) NIV Songs 6:</p> <p>Big Q &amp; A 6 Song <span style="float: right;"><i>DDD NIV Songs 6, track 12</i></span></p> <p>Big Question 6 Song <span style="float: right;"><i>DDD NIV Songs 6, track 13</i></span></p> <p>Big Question 6 (Unit) Bible Verse Song:<br/>Sin, Sin, Sin Romans 5:12, NIV 1984 <span style="float: right;"><i>DDD NIV Songs 6, track 14</i></span></p> <p>Big Question 6 Hymn:<br/>Nothing But the Blood of Jesus, v.1 <span style="float: right;"><i>DDD NIV Songs 6, track 15</i></span></p> <p>Big Question 6 Praise Song:<br/>I Will Sing of the Mercies <span style="float: right;"><i>DDD NIV Songs 6, track 16</i></span></p> <p>Bible Truth 2 Bible Verse Song:<br/>The LORD Looks Down Psalm 14:2-3, NIV 1984 <span style="float: right;"><i>DDD NIV Songs 6, track 19</i></span></p> <p>Bible Truth 2 Extra Bible Verse Song:<br/>For If by the Trespass Romans 5:17, NIV 1984 <span style="float: right;"><i>DDD NIV Songs 6, track 20</i></span></p> <p><i>Add more fun to Sing-along Music Time by adding a Music, Movement &amp; Memory Activity. These activities are listed on p.10 of this lesson plan with the Response Activities. Instructions found in Appendix B.</i></p> |  |
| <b>OR Bible Verse<br/>Memory Game</b><br><br><i>instructions found in<br/>Appendix B</i>   | <p>Lesson 1 Game: Meet, Greet and Keep It Up</p> <p>Lesson 2 Game: Bean Bag Catch</p> <p>Lesson 3 Game: Animal Cube</p> <p><i>These activities are also included on p.10 of this lesson plan with the Response Activities.</i></p>   |  |
| <b>2. OPENING CIRCLE TIME</b> ( <i>introduce the Bible Truth and tell the related Bible story</i> )  |  |  |
| <b>Gathering the<br/>Children</b><br><br><i>lyrics and sheet music,<br/>Appendix A</i>   | <p><i>Sing verse 1 of The Classroom Song to gather the children for Circle Time.</i></p> <p><b>The Classroom Song, verse 1</b> <span style="float: right;"><i>DDD NIV Songs 6, track 1</i></span></p> <p>Let's gather together to worship God,<br/>Let's gather together to worship God,<br/>Let's gather together to worship God,<br/>Come gather here with me!</p>   |  |
| <b>Welcome to<br/>Deep Down<br/>Detectives</b>   | ★ "Welcome to Deep Down Detectives. We're so glad you've joined us! Detectives are people who look for answers to questions. In Deep Down Detectives, we look for answers to big questions about God. We dig deep down in the truths of God's Word to find them."  |  |

**Lesson Plan: Big Question 6, Bible Truth 2** use with all THREE lessons

p.2

**2. OPENING CIRCLE TIME, continued**

= follow the stars for a short &amp; simple lesson plan

|  |   |
|--|---|
| <p><b>Deep Down Detectives Theme Song</b></p> <p><i>lyrics and sheet music, Appendix A</i></p> | <p>"Let's sing our Deep Down Detectives Theme Song."</p> <p><b>★ Deep Down Detectives Theme Song</b> <span style="float: right;">DDD NIV Songs 6, track 5</span></p> <p>We're Deep Down Detectives,<br/>diggin' deep in God's Word,<br/>For truths about God and His plans for this world,<br/>We're seeking to love Him, with all of our heart,<br/>We're Deep Down Detectives!<br/>Come on! Let's start!</p>  |
| <p><b>Classroom Rules Song</b></p> <p><i>lyrics and sheet music, Appendix A</i></p>            | <p>There are two very important things that Deep Down Detectives do together: we worship God and we love one another. Our Classroom Rules Song reminds us how we should act. Let's sing it."</p> <p><b>Classroom Rules Song</b> <span style="float: right;">DDD NIV Songs 6, track 6</span></p> <p>Shh, be quiet while someone is talking,<br/>Raise your hand, if you have something to say,<br/>Don't touch your friend, sitting beside you,<br/>Obey your teachers, Be kind as you play.<br/>These are our classroom rules,<br/>These are our classroom rules,<br/>They help us worship God and love one another,<br/>These are our classroom rules.</p> |
| <p><b>Opening Prayer Time</b></p> <p><i>lyrics and sheet music, Appendix A</i></p>             | <p>"Children, we need God's help to keep these rules. Let's ask Him to help us right now. Let's get ready and pray."</p> <p><b>Let's Pray</b> <span style="float: right;">DDD NIV Songs 6, track 7</span></p> <p>1-2-3!<br/>Fold your hands,<br/>Bow your head,<br/>Close your eyes.<br/>Let's pray! <i>(repeat)</i></p> <p>"Let's pray:"</p> <p><b>★ Opening Prayer</b></p> <p>Dear Lord,<br/>We're so glad to get to gather together to worship You!<br/>Please help us keep the classroom rules.<br/>Please help us to love You and learn about You today.<br/>In Jesus' name we pray. Amen.</p>   |

**Lesson Plan: Big Question 6, Bible Truth 2** use with all THREE lessons**p.3****2. OPENING CIRCLE TIME, continued**

= follow the stars for a short &amp; simple lesson plan

**Reveal the Big Question****Introduce the Big Question Box/Briefcase**

lyrics and sheet music,  
Appendix A

"Detectives INVESTIGATE things. That means they ask questions and look for answers. Deep Down Detectives investigate big questions about God. The Big Question we are investigating today is right inside our Big Question Box/Briefcase.

**The Big Question Box Song**

DDD NIV Songs 6, track 8

We've got a big box,  
All closed up and locked,  
Filled with the truths of God's Word.

We've got a brief case,  
There's no time to waste,  
Come on, kids, let's open it up!

**The Big Question under Investigation**

VISUAL take out  
AID



of BQB

Big Question &  
Answer Sign, front side

\*found in the DDD Unit 6  
Visual Aids, NIV Book

Ok, who would like to open for me and pull out the Big Question?"

Choose a child to open the box/briefcase, take out the Big Question and hand it to you, then hold up the Big Question sign for all the children to see, and say:



The Big Question we are investigating today is Big Question Number 6:

**How Did Bad Things Come to God's Good World?**

and the Answer is:

**Bad Things Came through Sin!****Big Question Meaning**

When God created the world in the beginning, He created all things good; but, now there are many bad and sad things in God's good world. All these bad things came through sin when people disobeyed God. How good it is that God sent Jesus to be our Savior! He can forgive our sins and make us God's people!

**Big Question Songs**

Let's sing our Big Question Song:

**Big Q & A 6 Song**

lyrics and sheet music,  
Appendix A

**Big Q & A 6 Song**

DDD NIV Songs 6, track 12

(adapted version of "Frere Jacques")

How did bad things,  
How did bad things,  
Come to God's good world?  
Come to God's good world?  
Bad things came through sin,  
Bad things came through sin,  
That's how bad things came,  
That's how bad things came.

**2. OPENING CIRCLE TIME, continued**

= follow the stars for a short &amp; simple lesson plan

**Learning about  
the Big Question  
(use one or both)***Repeat the Big Question and Answer again:***"How Did Bad Things Come to God's Good World? Bad Things Came through Sin!"***Say: "Hmmm, I wonder what that means... Let's do our action rhyme/sing our song that explains it."**Then do the action rhyme or sing the song using any of the optional motions suggested, if desired.***Big Question  
Action Rhyme****Big Question 6 Action Rhyme****(POSSIBLE ACTIONS)**

Bad things are very sad,  
 They make us cry,  
 They make us mad!  
 Where do bad things come from?  
 Bad things come from sin!

*Make a sad face*  
*Rub fists near eyes, like crying*  
*Make a mad face*

Sin is saying "no" to God.  
 When we should always say "yes."  
 We're ALL sinners, so,  
 Let's say sorry to God,  
 And ask for His forgiveness:  
 "Sorry, God! Please forgive us!"

*Shake head "no"*  
*Nod head "yes"*  
  
*Make prayer hands*

**Big Question  
(Action Rhyme)  
Song**

*lyrics and sheet music,  
 Appendix A*

**Big Question 6 Action Rhyme/ Song**

DDD NIV Songs 6, track 13

**(POSSIBLE ACTIONS)****Refrain:**

Bad things, bad things,  
 How did bad things come to God's good world?  
 Bad things, bad things,  
 Bad things came through sin.

**Verse 1**

Sin is saying "no" to God,  
 When we should say, "Yes,"  
 Satan said "no" to God,  
 And so began the me-ee-me-ee-ess. *Refrain*

*Shake head "no"*  
*Nod head "yes"*

**Verse 2**

Adam and Eve said "no" to God,  
 And so sin came to men,  
 It spread to all of God's good world,  
 And down to their children-ee-en-ee-en. *Refrain*

*Shake head "no" and point up to God***Verse 3**

We all deserve God's punishment,  
 Death is the wages of sin,  
 But there's eternal life through Jesus Christ,  
 For all who believe in Him-ee-im-ee-im. *Refrain*

*Make sad face*  
  
*Make cross with your index fingers*

**Lesson Plan: Big Question 6, Bible Truth 2**

use with all THREE lessons

**p.5****2. OPENING CIRCLE TIME, continued**

= follow the stars for a short &amp; simple lesson plan

**Learning the Bible Truth**

VISUAL take out

AID

**#2**

of BQB

VISUAL AID

All the Bible Truths Sign

★ "Bad things Came through Sin" is a good beginning, but there's so more to learn. So it's time for us to dig down even deeper for more answers to our Big Question about God. We're going to be learning **TWO** Bible truths about how sin came into the world and what happened when it did.

Who would like to hand me the picture with our two Bible truths on it? It's in the Big Question Box/Briefcase." *Choose a child to get it and hand it to you, then hold it up and show them the pictures of the two truths they will be learning.*

*After everyone has had a good look, say..*

**Bible Truth Clue**

VISUAL take out

AID

**#3**

of BQB

Bible Truth Clue Sign,

front side

VISUAL AID

"Ok, we've learned one truth about how sin came into the world. It was: "Bad Things Came through Sin... When Adam and Eve Chose to Disobey God." (point to pictures as you identify the Bible Truth). Now let's look at our Bible Truth Clue sign and see if we can figure the truth we will be learning about today. Who would like to get it out of the Big Question Briefcase for me?"

*Choose a child to open the briefcase, take out the Bible Truth Clue sign and hand it to you. Hold up the front side for the children to see. Cover up the answer, written along the bottom, and say:*

**"How Did Bad Things Come to God's Good World?**

**Bad Things Came through Sin...**

**When Sin Spread to the Whole ???? !"**

We're missing one word. Here's the hint to what the missing word is. It says: "What's another word for "Earth"? It rhymes with "curled."

Can you guess? It's "World."

So the Bible Truth we are learning today is:

*(uncover answer from bottom of sign, show it to them and say:)*

★ **"How Did Bad Things Come to God's Good World?**

**Bad Things Came through Sin...**

**When Sin Spread to the Whole WORLD!**

And here is what this Bible Truth means: *(read the meaning off of the back of the sign, say:)*

**Bible Truth Meaning**

★ Everything God created was hurt by Adam and Eve's sin. The plants did not grow such good fruit. The animals had sicknesses. Adam and Eve's sin hurt all their children, too. They were born disobeyers with sinful hearts. They deserved God's punishment for their sins, just like their parents. They would suffer sicknesses and one day they would all die. What sadness Adam and Eve passed down to their children through their sin!

Guess who else are children from Adam and Eve's family? We are! That's why we get sick and one day will die. That's why we have sinful hearts that disobey God. And that's why we deserve for Him to punish our sins, too.

But God is so kind and merciful to us! He sent Jesus to save all who turn away from their sins and trust in Him as their Savior. God promises to forgive their sins and put His Holy Spirit in their hearts, so they can once more have closeness with God again, right here on earth.

That is good news, but the best is yet to come! Bible tells us that everything God had made looks forward to the day when Jesus will come back and get rid of sin and death forever. God's people look forward to that day most of all. That's when they will live face to face with God, enjoying all the wonderful, special closeness with God that people can have...and it will never, ever end.



**Lesson Plan: Big Question 6, Bible Truth 2** use with all THREE lessons

p.6

**2. OPENING CIRCLE TIME, continued**

= follow the stars for a short &amp; simple lesson plan

**Learning the Bible Verse****The Bible Chant Song**lyrics and sheet music,  
Appendix A

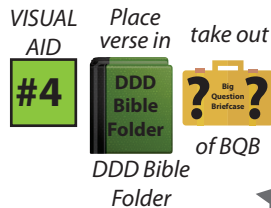
"And how do I know this is true? God tells me so in His special book, the Bible."

Say or sing the Bible Chant Song.

**The Bible Chant Song**

DDD ESV Songs 6, track 9

The Bible, the Bible,  
Let's get out the Bible.  
Let's hear what God has to say.  
The Bible, the Bible,  
God's given us the Bible.  
It's His Word for us to learn and obey! Yay!

**Bible Verse**DDD 6.2 Bible Verse-front  
side (in the DDD Bible folder)\*found in the DDD Unit 6  
Visual Aids, NIV Book

"Who would like to get our Bible folder out of the Big Question Briefcase for me?"

Choose a child to open the briefcase, take out the "Bible" folder and hand it to you. Remove the Bible Verse Picture from the "Bible" folder and hold it up for all the children to see, then say:

Psalm 14:2-3 tells us:

**Psalm 14:2-3**

"The LORD looks down from heaven on the sons of men, to see if there are any who understand, any who seek God. But all have turned aside, they have together become corrupt, there is no one who does good, not even one."

**Learn a Little:** "All have turned aside... there is no one who does good, not even one."**Bible Verse Meaning****What does that mean?**

The LORD is everywhere, all the time. He sees all people and knows what they are like, inside and out. And what does He see? It is very sad! God sees that not even one person seeks after Him. No one does good. Why? Because we are all children of Adam and Eve. We are born with sinful hearts that choose to disobey God. Thank God for sending Jesus! Thank God that He promises to save all who turn away from their sins and trust in Him as their Savior! He can save us, too. Ask Him to help you!

**2. OPENING CIRCLE TIME, continued**



= follow the stars for a short & simple lesson plan

**Bible Verse  
Song**

*lyrics and sheet music,  
Appendix A*

*You might also enjoy:*

*For If by the Trespass  
Romans 5:17, NIV 1984  
DDD NIV Songs 6,  
track 20*

We've said our Bible verse, now let's sing it!

**The LORD Looks Down: Psalm 14:2-3**

*DDD NIV Songs 6, track 19*

The LORD looks down from heaven,  
On the sons of men,  
To see if there are any who understand,  
Any who seek God.  
But all have turned aside;  
They have together become corrupt.  
There is none who does good,  
No, not even one.  
Psalm Fourteen, two and three.

**Lesson Plan: Big Question 6, Bible Truth 2**

use with all THREE lessons

p.8

**2. OPENING CIRCLE TIME, continued**

= follow the stars for a short &amp; simple lesson plan

|  |   |
|--|---|
| <b>Getting into the Case</b>   | <p>"Now it's time to do a bit more deep down investigating. Let's see what Detective Dan wants us to help him figure out. Would someone like to get it out for me?"</p>   |
| <b>Listening Assignments</b><br><br><div style="display: flex; align-items: center;"> <div style="text-align: center; margin-right: 10px;"> <i>Place in</i><br/>  </div> <div style="text-align: center;"> <i>take out</i><br/>  </div> </div> <div style="text-align: center; margin-top: 5px;"> <i>of BQB</i> </div>   | <p><b>NOTE: Listening assignments are most suitable for ages 3+. Skip straight to the Bible story (see bottom of this page), if working with 2 year olds.</b></p> <p>"Let's open up our listening assignment and see what we are supposed to figure out today.</p> <p><i>Choose a child to take out the Listening Assignment (from the DDD Bible Folder) and hand it to you. Read Detective Dan's letter to the children that includes the listening assignment. The listening assignments are summarized below:</i></p>  |
| <div style="text-align: center;"> <b>VISUAL AID</b><br/> <br/> <i>DDD Unit 6<br/>Visual Aids, NIV</i> </div>  | <p><b><u>Detective Dan's Lesson #1 Listening Assignment:</u></b></p> <p>I need to find out:</p> <ol style="list-style-type: none"> <li><b>1. Where did the sadness come from?</b></li> <li><b>2. Who did it spread to? Who would come to stop it one day?</b></li> </ol>  |
| <div style="text-align: center;"> <b>VISUAL AID</b><br/> <br/> <i>DDD Unit 6<br/>Visual Aids, NIV</i> </div>  | <p><b><u>Detective Dan's Lesson #2 Listening Assignment:</u></b></p> <p><b>Our Bible Verse is Psalm 14:2-3:</b></p> <p>"The LORD looks down from heaven on the sons of men, to see if there are any who understand, any who seek God. But all have turned aside, they have together become corrupt, there is no one who does good, not even one."</p> <p>I need to find out:</p> <ol style="list-style-type: none"> <li><b>1. What did the LORD see in the hearts of people?</b></li> <li><b>2. What did they deserve? How did He show His mercy to them?</b></li> </ol>  |
| <div style="text-align: center;"> <b>VISUAL AID</b><br/> <br/> <i>*Listening Assignment #3 includes the Assignment Sheet, plus 6 clue pictures*</i><br/> <i>DDD Unit 6<br/>Visual Aids, NIV</i> </div>  | <p><b><u>Detective Dan's Lesson #3 Listening Assignment:</u></b></p> <p>I found six clues, but only 4 of them are in the story. They are: a kangaroo; wood; a submarine; black, sticky tar; a surfboard; and, the wind. <i>Hold each of them up for the children to see as you identify them.</i></p> <p>I need to figure out:</p> <ol style="list-style-type: none"> <li><b>1. Which four belong in our story?</b></li> <li><b>2. Who thanked the LORD for rescuing him and his family?</b></li> </ol>   |
| <p><b>Tell the Bible Story</b></p> <div style="text-align: center; margin-top: 10px;"> <i>Place story &amp; pics in</i><br/> <div style="display: flex; align-items: center;"> <div style="text-align: center; margin-right: 10px;">  </div> <div style="text-align: center;">  </div> </div> <i>take out of BQB</i> </div> <div style="text-align: center; margin-top: 5px;"> <i>DDD Unit 6<br/>Visual Aids, NIV</i> </div> <p><b>Story text included in this book right after this lesson plan and in Visual Aids book</b></p> | <p><b><i>Then say,</i></b> "Ok, Deep Down Detectives! Put on your best listening ears and see if you can hear the answers to Detective Dan's questions. When I finish telling the story, we will see if we can answer all the questions."</p> <p><b><i>Bible Story: The Case of the Sadness that Didn't Stop</i></b><br/> <i>Psalm 14:2-3</i></p> <p><i>Read the Bible Truth story, putting up the storyboard pictures as you tell it. Then, have the children answer the listening assignment. Present the gospel and lead in prayer.</i></p> <p><small>*Answers to questions; the gospel; and, ACTS prayer are included with the story text.*</small></p> |

**Lesson Plan: Big Question 6, Bible Truth 2**

use with all THREE lessons

**p.9****2. OPENING CIRCLE TIME, continued**

= follow the stars for a short &amp; simple lesson plan

|  |   |
|--|---|
| <p><b>Story Response Song(s)</b></p> <p><b>Hymn</b></p> <p><i>lyrics and sheet music, Appendix A</i></p> | <p><i>As attention span and time allow, you might want to end with one of the following songs which also tie in with the unit. If desired, use the Music and Movement activity ideas while singing (listed with the Response Activities).</i></p> <p><b>Nothing But the Blood</b> <span style="float: right;"><i>DDD NIV Songs 6, track 15</i></span></p> <p><b>Verse 1</b></p> <p>What can wash away my sin?<br/>Nothing but the blood of Jesus!<br/>What can make me whole again?<br/>Nothing but the blood of Jesus.</p> <p><b>Tie-in:</b> "Children, we all disobey God and deserve His punishment, just like Adam and Eve did. But God sent Jesus to die on the cross to save everyone who says sorry to God and trusts Jesus as their Savior. Only Jesus' blood could take God's punishment for our sins. Thank God for sending Jesus!"</p>       |
| <p><b>Praise Song</b></p> <p><i>lyrics and sheet music, Appendix A</i></p>                               | <p><b>Praise Song: I Will Sing of the Mercies</b> <span style="float: right;"><i>DDD NIV Songs 6, track 16</i></span></p> <p>Refrain:</p> <p>I will sing of the mercies of the Lord forever,<br/>I will sing, I will sing,<br/>I will sing of the mercies of the Lord forever,<br/>I will sing of the mercies of the Lord.</p> <p>With my mouth will I make known<br/>Thy faithfulness, Thy faithfulness,<br/>With my mouth will I make known<br/>Thy faithfulness to all generations. <i>Refrain</i></p> <p><b>Tie-in:</b> "Children, we all disobey God and deserve His punishment. But God sent Jesus to forgive us when we turn away from our sins and trust in Jesus as our Savior. How merciful God has been to us! He is better to us than we deserve! That's what mercy is. Let's sing of God's mercies to us in sending Jesus to save us!"</p> |

**3. TAKING ACTION: Response Activities** *(choose from among these activities)*

|  |   |
|--|---|
| <p><b>Transition to Activities</b></p>   | <p> Well, Deep Down Detectives, you've done a great job diggin' deep down for answers in the truths of God's Word. Now it's time to enjoy some activities."</p> <p><i>Tell children what activity/s you are providing for them: either free play or some of the response activities listed below. When you are ready to dismiss them, use this song to help the children transition in an orderly fashion to their next activity.</i></p>                   |
| <p><b>Classroom Song, verse 2</b></p> <p><i>lyrics and sheet music, Appendix A</i></p> | <p>"Children, let's sing our Time to Play Song. When we are finished you may get up and walk over to our next activity."</p> <p><b>Classroom Song, verse 2</b> <span style="float: right;"><i>DDD NIV Songs 6, track 2</i></span></p> <p>We've gathered together to worship God,<br/>We've gathered together to worship God,<br/>And now it's time to play.</p> <p><i>Dismiss the children to whatever activities you have prepared for them to do.</i></p> |


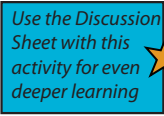

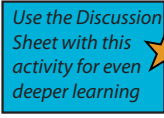

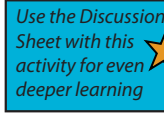


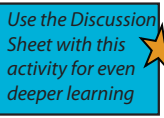

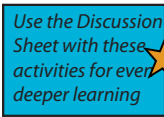

**Lesson Plan: Big Question 6, Bible Truth 2**

use with all THREE lessons

p.10

**3. TAKING ACTION: Response Activities** (choose from among these activities)

= short &amp; simple lesson plan

|  |  |
|--|--|
| <b>Response Activities</b>   | Choose one or more activities appropriate for your children, based on classroom time and developmental needs. <b>Add the Discussion Sheet to any activity for deeper learning.</b>    |
| <b>Bible Verse Memory Game</b><br><br><i>game directions, Appendix B</i>   | <p>Though listed with the opening activities, you may choose to use this Bible verse game here instead (or as a repeat).</p> <ul style="list-style-type: none"> <li>Lesson 1 Game: Meet, Greet and Keep It Up</li> <li>Lesson 2 Game: Bean Bag Catch</li> <li>Lesson 3 Game: Animal Cube</li> </ul> <div>   </div> <p>Discussion Questions</p>   |
| <b>Music, Movement &amp; Memory Activity</b><br><br><i>game directions, Appendix B</i>   | <p>A music activity that uses the songs from the Bible Truth and Big Question unit.</p> <ul style="list-style-type: none"> <li>DDD Songs for this Bible Truth, plus:</li> <li>Lesson 1 Activity: Jingle Bell Hands</li> <li>Lesson 2 Activity: Big Voice, Little Voice</li> <li>Lesson 3 Activity: Sing, Dance and Fall Down</li> </ul> <div>   </div> <p>Discussion Questions</p>   |
| <b>Bible Story Review Game</b><br><br><i>game directions, Appendix B</i>   | <p>A game that uses the storyboard pictures from the story to review the story.</p> <ul style="list-style-type: none"> <li>Lesson 1 Game: Can You Remember?</li> <li>Lesson 2 Game: Clothespin Line Up and Drop</li> <li>Lesson 3 Game: Deep Down Detectives Clue Hunt</li> </ul> <div>   </div> <p>Discussion Questions</p>   |
| <b>Coloring Pages/ Take Home Sheets</b><br><br><i>in Appendix C</i><br><br>                   | <p>A coloring page related to the lesson assignment question is provided for each lesson. On the back of each are the key concepts, a few questions and a song for parents to use with their children.</p> <p>NOTE: Upgrade your coloring sheet to a more interesting craft by offering simple embellishments, such as jiggly eyes, craft sand, glitter, glitter glue, colored paper dots (made with a hole punch), fabric scraps, etc. Make cut-to-size glued-on clothes, hair, etc for characters by using a copy of the coloring sheet, cutting out the selected portions and making them the patterns for whatever you want to cut out of fabric, paper, foil, etc.</p> <ul style="list-style-type: none"> <li>Lesson 1 Coloring Sheet Emphasis: Bible Truth</li> <li>Lesson 2 Coloring Sheet Emphasis: Bible Verse</li> <li>Lesson 3 Coloring Sheet Emphasis: ACTS Prayer</li> </ul> <div>   </div> <p>Discussion Questions</p> |
| <b>Extra Crafts: Big Question Craft</b><br><i>in Appendix C</i><br><br><b>Bible Verse Craft</b><br><i>in Appendix C</i><br><br><b>Bible Story Puzzle</b><br><i>in Appendix C</i> | <p><b>These crafts are slightly more complex than the coloring/take home sheets:</b></p> <p><b>The Bible Concept Go-and-Tell Craft</b> is a craft that summarizes the Bible concept and includes the Bible verse is included for those desiring more than a coloring sheet. This more complex craft will involve gluing, sticking, etc. Can be used at any time.</p> <p>The <b>Bible Story Coloring Sheet</b> provides a tie in between the Bible story and the Bible truth they are learning.</p> <p>The <b>Storyboard Picture Placement Page</b> has been made into a puzzle that can be cut out and re-assembled by the children. This provides a nice summary of the story.</p> <div>   </div> <p>Discussion Questions</p>   |
| <b>Free Play Activities</b><br><i>ideas in Appendix D</i>  | <p>Offer your own or some of the easy-to-make, free play activities suggested in Appendix D.</p>   |

**Lesson Plan: Big Question 6, Bible Truth 2**

use with all THREE lessons

**p.11****4. CLOSING CIRCLE TIME** *(End-of-session activities for the last 5-10 minutes of class time)*

= short &amp; simple lesson plan

|   |   |
|---|---|
| <p><b>Transition to Closing Circle</b></p> <p><b>Classroom Song, verse 3</b></p> <p><i>lyrics and sheet music, Appendix A</i></p>   | <p><i>Use this song to help the children transition in an orderly fashion. Start singing this song and ask the children to gather with you for Closing Circle Time.</i></p> <p><b>Classroom Song, verse 3</b> <span style="float: right;"><i>DDD ESV Songs 6, track 3</i></span></p> <p>It's time to get ready to go and tell,<br/>It's time to get ready to go and tell,<br/>Come gather here with me.</p>   |
| <p><b>Closing Circle Time</b></p> <p><b>Classroom Song, verse 4</b></p> <p><i>lyrics and sheet music, Appendix A</i></p>  | <p><i>When children are settled in the circle, say:</i></p> <p>"It's almost time for your parents to come pick you up. And do you know what that means? It means.... (draw this out to build anticipation and excitement)...that it's almost time to go home and....it's almost time to...Go and Tell! We have learned some big news about God today. God wants us to take and tell it to the whole world!"</p> <p><b>Classroom Song, verse 4</b> <span style="float: right;"><i>DDD NIV Songs 6, track 4</i></span></p> <p>So what's our big news to go and tell,<br/>So what's our big news to go and tell,<br/>Can you tell me now?</p>  |
| <p><b>Big News to Tell</b></p> <p><b>Big Question 6</b></p> <p><i>VISUAL AID</i></p> <p><b>#1</b></p> <p><i>*found in the DDD Unit 6 Visual Aids, NIV Book</i></p> <p><i>lyrics and sheet music, Appendix A</i></p> <p><b>Big Question 6, Bible Truth 2</b></p> <p><i>VISUAL AID</i></p> <p><b>#3</b></p> | <p>"Let's see....there's so much big news to tell! There's so much we've learned!</p> <p>First of all, can you tell me the answer to our <b>Big Question: "How Did Bad Things Come to God's Good World?"</b> <i>Hold up the Bible Truth Clue Picture.</i></p> <p>Say the answer with me: <b>"Bad Things Came through Sin!"</b></p> <p><i>(If desired, you can sing one/both of the Big Question songs.)</i> <span style="float: right;"><i>DDD NIV Songs 6, tracks 12,13</i></span></p> <p>And what's one way He does this? What did we learn? <i>Point to the picture.</i></p> <p><b>Bad Things Came through Sin... When Sin Spread to the Whole World!"</b></p> <p>"And how do I know this is true? Can you tell me? Say it with me: <b>"The Bible tells me so!"</b></p> <p>That's right!</p>   |
| <p><b>Big Question 6 Bible Truth 2 Bible Verse</b></p> <p><i>VISUAL AID</i></p> <p><b>#4</b></p> <p><i>*found in the DDD Unit 5 Visual Aids, NIV Book</i></p> <p><i>lyrics and sheet music, Appendix A</i></p>  | <p>We learned: <b>Psalms 14:2-3:</b></p> <p>"The LORD looks down from heaven on the sons of men, to see if there are any who understand, any who seek God. But all have turned aside, they have together become corrupt, there is no one who does good, not even one."</p> <p><b>Learn a Little:</b> "All have turned aside... there is no one who does good, not even one."</p> <p>The LORD is everywhere, all the time. He sees all people and knows what they are like, inside and out. And what does He see? It is very sad! God sees that not even one person seeks after Him. No one does good. Why? Because we are all children of Adam and Eve. We are born with sinful hearts that choose to disobey God. Thank God for sending Jesus! Thank God that He promises to save all who turn away from their sins and trust in Him as their Savior! He can save us, too. Ask Him to help you!</p> <p><i>(If desired, you can sing the Bible verse song.)</i> <span style="float: right;"><i>DDD NIV Songs 6, track 19</i></span></p> |



**Lesson Plan: Big Question 6, Bible Truth 2**

use with all THREE lessons

**p.12****4. CLOSING CIRCLE TIME, continued**

= follow the stars for a short &amp; simple lesson plan

|  |   |
|--|---|
| <b>Closing ACTS Prayer Time</b><br><br><b>ACTS Prayer Chant</b><br><br><i>lyrics and sheet music, Appendix A</i> | <p><i>Let's ask God to help us to remember this and even tell others this good news. Let's get ready and pray our ACTS prayer.</i></p> <p><i>And what does ACTS mean? Let's sing/say our ACTS Prayer Chant!</i></p> <p><b>ACTS Prayer Chant Song</b> <span style="float: right;"><i>DDD NIV Songs 6, tracks 10,11</i></span></p> <p>A, Adoration, God, we praise You!<br/> C, Confession, Forgive us our sins.<br/> T, Thanksgiving, Thank You for Jesus,<br/> S, Supplication, Help us to live like Him..</p> <p style="text-align: right;">That's the ACTS prayer, my friend,<br/> Bow your head, Close your eyes, Shhh,<br/> Let's begin.</p>  |
| <b>Closing ACTS Prayer</b>   | <p>"Let's pray!"</p> <p><i>Lead the children in the ACTS prayer for this Bible Truth.</i></p> <p><b>A</b> We praise You, God, for being holy and just. You hate sin. You are fair in Your punishments for our sins against You and Your good laws.</p> <p><b>C</b> God, we know that every one of us have sinful hearts. We are no different from those people who sinned against You, long ago. We have all chosen to disobey You. We need a Savior!</p> <p><b>T</b> Thank You, God, for sending Jesus to save us, when we should only get punishment for disobeying You. Thank You for promising to forgive all who turn away from disobeying You and trust in Jesus as their own Savior.</p> <p><b>S</b> God, work in our hearts! Help us to turn away from disobeying You and trust in Jesus as our Savior. Help us to love You and live for You. Help us to tell others the good news of Jesus that they might be saved, too.</p> <p style="text-align: center;">In Jesus' name we pray, Amen.</p> |
| <b>5. TAKING IT HOME</b> <i>(Take Home Sheet)</i>  |   |
| <b>Clean up and Dismissal</b>  | <p>"Now it's time to work together and clean up."</p> <p><i>Have the children join you in cleaning up the room.</i></p>   |
| <b>Coloring Pages/ Take Home Sheets</b><br><br><i>in Appendix C</i>  | <p><i>Give out the craft/take home sheet and any other papers from the session, as you dismiss children from class.</i></p> <p><i>(Reminder: The back side of the coloring page is the take home sheet for each lesson.)</i></p>  |
| <b>Bible Story to Take-Home</b><br><br><i>in Appendix C</i>  | <p>You may also want to include a copy of the story along with the take home sheet. (However, each coloring sheet/take home sheet includes a note to parents telling where they can download the story from the Parent Resources section on the website.</p>  |

**Bible Story for Big Question 6, Bible Truth 2** use with all THREE lessonsPlace  
story in

take out

P.1

**The Case of the Sadness that Didn't Stop***Genesis 4,6-9*

of BQB

**Story-telling Tips**

Ahead of time:

1. Read the Bible verses and story. Pray!
2. Choose story action cues and/or prepare storyboard figures, if using. (Included in Visual Aids book)
3. Practice telling story with the storyboard pictures, timing your presentation. Shorten, if necessary.

During your presentation:

1. Maintain as much eye contact as possible as you tell the story.
2. Put up storyboard figures/add story action cues as you tell the story. Allow the children to help you put them on the board, if desired.
3. Include the children in your story with a few questions about what they think will happen or words/concepts that might be new to them.
4. Watch the kids for signs that their attention span has been reached. Shorten, if necessary.

**INTRODUCTION/ LISTENING ASSIGNMENTS**

**"Our story is called: The Case of the Sadness that Didn't Stop. Here is your listening assignment."** Read from Detective Dan's Listening Assignment signs, but questions are summarized below:

**Detective Dan's Lesson #1 Listening Assignment:**

I need to find out:

1. **Where did the sadness come from?**
2. **Who did it spread to? Who would come to stop it one day?**

**Detective Dan's Lesson #2 Listening Assignment:****Our Bible Verse is Psalm 14:2-3:**

"The LORD looks down from heaven on the sons of men, to see if there are any who understand, any who seek God. But all have turned aside, they have together become corrupt, there is no one who does good, not even one."

I need to find out:

1. **What did the LORD see in the hearts of people?**
2. **What did they deserve? How did He show His mercy to them?**

**Detective Dan's Lesson #3 Listening Assignment:**

I found six clues, but only 4 of them are in the story.

They are: a kangaroo; wood; a submarine; black, sticky tar; a surfboard; and, the wind.

*Hold each of them up for the children to see as you identify them.*

I need to figure out:

1. **Which four belong in our story?**
2. **Who thanked the LORD for rescuing him and his family?**

**Read the assignment questions, THEN SAY,**

"Ok, Deep Down Detectives! Put on your best listening ears and see if you can hear the answers to Detective Dan's questions. When I finish telling the story, we will see if we can answer all the questions."

*Read the Bible Truth story, answer questions, present the gospel and lead in prayer.*

*Answers to questions; the gospel; and, ACTS prayer are included with the story text.*

**The Case of the Sadness that Didn't Stop***Genesis 4,6-9**Story with lines separating paragraphs (text in bold, optional interaction cues in italics)*

**When Adam and Eve disobeyed God, it was a very, very sad day for the whole world. EVERYTHING that God created was hurt by their sin, in some way.**

**Animals that used to live happily together, now fought each other. Plants that used to grow delicious fruit, now were spoiled with sickness and weeds. But worst of all, was what happened to people. They no longer had the wonderful, special closeness with God they had before. They didn't always live happily together anymore. They became greedy and selfish. They didn't love others the way God made them to. And now, their bodies grew old, got sick, and died.**

**It would have been bad enough if Adam and Eve's sin had only hurt themselves and the world they lived in. But their sin didn't stop there. When sin came into the world, it would hurt everything for the rest of time. Now, ALL the animals, ALL the plants, and ALL the people who would ever live in God's good world, would know the badness and brokenness of sin. (Even you and me, and our world!) The whole world, for ALL of time, would never be like it was in the beginning, when God made it so perfectly good.**

**Not only did sin stay in the world, but it spread and grew worse with time. There was more and more badness, and sadness, and brokenness, especially in people. And after a while, the whole world was filled with people disobeying God and hurting each other. It was terrible!**

**There was SOMEONE who knew how terribly sin had hurt the world, more than anyone else. Can you guess who?**

*Can you guess?*

**It was the LORD. God could see how sin hurt every part of His good world, inside and out. And what saddened Him the most, was what He could see deep inside each person's heart.**

**There used to be beautiful love for God and people in their hearts. Now, that was broken. Now, there was sin and sadness in their hearts, instead.**

**The LORD is holy. He is purely good and oh, so great. He loves good and hates sin. He hurt to see all the terrible things that had happened to the beautiful world He had made.**

**God was so merciful and patient with people, giving them time to turn back to Him. Years and years, He waited, as sin grew and grew in His good world. But at last, it was time: God would judge the whole world. He would send a flood to do away with all who refused to turn away from disobeying Him. And with them, would go all the animals, birds, and creeping things on earth. Was this the end? Would there never be people or creatures to live in God's world?**

*What do you think?*

**Bible Story for Big Question 6, Bible Truth 2** use with all THREE lessons**P.3***Story with lines separating paragraphs (text in bold, optional interaction cues in italics)*

**God would have been fair to do that. All people had chosen to disobey God. All had sinful hearts and lives. It is right for God to punish sin. He would not be good, if He did not hate it.**

**But God isn't ONLY fair and good. He is oh, so MERCIFUL, too. Mercy is a part of love. It is treating someone better than they deserve. That is exactly how God chose to treat sinful people. And He even had woven this mercy into His good plans, BEFORE He created the world. Amazing!**

**Yes! God's good plan for His creation would go on as He planned. He would be just, but merciful, too. He would save some of all the creatures. He would save one man and his family, too. This was the only man who turned away from his sin and turned to God to love Him and obey Him. Who was this man?**

*Do you know his name?*

**That one man was a man named Noah.**

**God told Noah His plan: "I am sending a flood to wipe out everything that lives on earth, because of how sinful everyone has become. But you and your family, I will save. I will also save some of every kind of creature, too," God promised him. "After the flood, I will give the earth a new beginning for these creatures and your family. You and your sons need to build a huge, wooden boat, "an ark," to fit everyone. Fill it with food for everyone to eat. Then, I will send the flood," God told Noah.**

**A huge flood? A big boat? Thousands of creatures to feed and care for? Could it really be? Who could IMAGINE such a thing! Who could BUILD such a thing! It would have been tempting to laugh and go on with life. It didn't look like rain. The sun came up in the morning and the moon and stars at night. A flood? Really? What would Noah do? Would he believe God and obey Him?**

*What do you think Noah did?*

**Noah would take God at His word! He lived by faith. Noah loved God and believed Him. He didn't have to be able to understand God's plans for them to be true. It was enough that GOD understood. God would help Noah do everything that needed to be done. Yes, Noah believed God and he would obey. Yes, he would build the huge boat. God was pleased with Noah's faith and accepted him.**

**Off to the forests, went Noah and his sons to get wood. Chop, chop, chop. Crash! So many trees were needed! Then, hammer, hammer, hammer, they worked, and worked, and worked until the whole boat was built. It was gigantic! Last of all, they mixed up big pots of black, sticky pitch. They slathered the hot goo all over the sides of the boat. This would keep the ark free of leaks.**

**People were curious about the big boat Noah was building. Noah warned them about the flood God was sending. "Stop disobeying God and living your own, sinful way! Turn back to God and His good ways! His punishment will soon come upon those who do not," Noah told them.**

**It took long time to build that big boat. Noah kept warning people to turn to God as he worked on it. God was giving these people more time to turn to Him. But did they?**

*What do you think?*

**In all that time, no one ever turned to God. No, not even one! How very sad!**

**Bible Story for Big Question 6, Bible Truth 2** use with all THREE lessons**P.4***Story with lines separating paragraphs (text in bold, optional interaction cues in italics)*

At last, the boat was finished. Noah and his family loaded it with lots of supplies. There was food for them and for all the animals coming.

And come, those animals did! From the woods, and from the deserts. From the mountains, and the valleys. Out of their dens and nests, the animals came. A mother and father animal of every kind. And even more than two of some animals. The LORD, in His wonderful, mysterious way, had these special creatures leave their homes and travel to the boat. They all settled in the boat.

Then, last of all, Noah and his family went in the boat, too. When everyone was safe inside, the LORD, Himself, shut them in. Dark storm clouds gathered overhead, then the rain came pouring down.

Everything happened just as the LORD said it would. It rained for forty days and nights without stopping. And as it rained, the water rose higher and higher over the land. The birds, and land creatures, and all the people outside the ark were all swept away; but, inside, all were safe.

Then one day, the rain stopped. Noah and his family looked outside at the world, amazed. They had never seen anything like it! There were no trees, no animals, no people, no mountains, or land to be seen. Everywhere they looked there was only water. They were so thankful to be in the boat. They were so thankful that God had saved them!

God sent a big wind that swept down over the water to dry it up. "Whoosh! Whoosh! Whoosh!" went the wind, day and night. Slowly but surely, the wind dried up the flood waters.

At last, Noah and his family could see land sticking out of the water like little bumps. More and more water dried up and went away, uncovering the hills and valleys. At last, it was time to get off the boat.

God said to Noah, "Take your family and all the animals off the boat. It's time to begin life again on the earth. Have families and fill the earth, just like Adam and Eve, and the animals did, long ago."

Noah and his family obeyed God. How wonderful it was to get off that boat and stand on dry ground again!

What would they do first? Run around and stretch their legs? Start building a new home? Go find some fresh food? Simply sit down and enjoy the sunshine and the freedom of the open air? There were so many things they wanted to do! But Noah didn't do any of those things just yet. He knew there was something else he needed to do first. Can you guess what it was?

*Can you guess?*

The first thing Noah did was to give a worship gift of thanks to God. Oh, how much he and his family had to thank Him for! God had saved their lives and given them a new start!

God made a promise to Noah and his family that day: "Never again will I destroy the whole earth with a giant flood. I'm putting a rainbow up in the sky as a reminder to you and all people of My promise."

---

*Story with lines separating paragraphs (text in bold, optional interaction cues in italics)*

---

**Then, Noah and his family began the work God gave them. They had families and began to fill the earth again. Surely, this time everything would be right! Surely this time, people would obey God as they should. Right?**

*What do you think?*

**WRONG!** You see, though Noah was a good man who loved God, he and his family still had that same, terrible sin in their hearts, just like everyone else. It wouldn't be long before the world once more would become filled with people who would choose to disobey God and not turn from their sinfulness.

---

**But, there wouldn't JUST be people who disobeyed God in the world. There would also be people, like Noah, who would fight against the sin in their hearts and put their trust in God. God would help them to turn away from sin and live for Him. God would help them to keep on trusting in the promised Savior to come. These were God's people, and He would save them.**

---

**And at just the right time, that Savior did come. It was Jesus, God's Son. He lived a perfect life. He never sinned. Then, He offered up that perfect life to God, as He suffered and died on the cross. He gave His life to pay for the sins of God's people. He made the way to bring us back to God. On the third day, Jesus rose from the dead, proving He had really beaten sin and death for God's people.**

**What an amazing plan! What amazing love! That God, in His mercy, would take the punishment for sin upon Himself to save all His people, from the beginning of time to the very end of time! Jesus can be our Savior, too, when we turn away from our sins and trust in Him as our Savior. This is how we can become God's people, too.**



**Bible Story for Big Question 6, Bible Truth 2**

use with all THREE lessons

**P.6****Cracking the Case:** (story wrap-up for Listening Assignments)

It's time to see how we did with our Listening Assignment.

**Detective Dan's Lesson 1 Listening Assignment:**

**1. Where did the sadness come from?** It came from sin that came into the world when Adam and Eve disobeyed God.

**2. Who did it spread to? Who would come to stop it one day?** It spread to all people—all of Adam and Eve's children. God would send the Savior, Jesus, to stop it one day.

**For You and Me:**

We are all Adam and Eve's children, and that means that their sin has spread all the way down to us...and all the way into our hearts. We need a Savior, just like they did. Jesus can be our Savior, when we turn away from our sins and trust in Him as our Savior. Ask Him to help you! He loves to answer this prayer!

**Detective Dan's Lesson 2 Listening Assignment: Our Bible Verse is Psalm 14:2-3:**

"The LORD looks down from heaven on the sons of men, to see if there are any who understand, any who seek God. But all have turned aside, they have together become corrupt, there is no one who does good, not even one."

**1. What did the LORD see in the hearts of people?** He saw that they were all sinners who had chosen to disobey Him.

**2. What did they deserve? How did the LORD show His mercy to them?** They all deserved His punishment. They all deserved to be separated from Him forever. God showed them mercy by warning them through Noah to turn away from disobeying Him. And in Noah's case, God forgave him and saved him when he turned away from his sins and trusted in the LORD.

**For You and Me:**

We are all Adam and Eve's children, and that means that their sin has spread all the way down to us...and all the way into our hearts. We need a Savior, just like they did. God has warned us of the punishment we deserve for our sins. But He also offers us to save us, when we turn away from our sins and trust in Jesus as our Savior. Ask God to help you! He loves to answer this prayer!

**Detective Dan's Lesson 3 Listening Assignment:**

Our six clues were: a kangaroo; wood; a submarine; black, sticky tar; a surfboard; and, the wind.

**1. Which four belong in our story?**

The kangaroo, wood, black, stick tar and the wind all belong.

**2. Who praised the LORD for taking care of him, everywhere he went?** Noah did.

**For You and Me:**

We have so much to thank the LORD for, too. He offers to save us from so much more than a flood. He offers to save us from the punishment we rightly deserve for disobeying Him. Yes, when we turn away from our sins and trust in Jesus as our Savior, God will forgive our sins. He will make us His dearly-loved people. We will get to have closeness with Him in our hearts now, through His Holy Spirit. And one day when we die, we will get to go to live with Him forever. That will be best of all!

**The Gospel** (story wrap-up if NOT using Listening Assignments)**Our Bible Truth is:****How Did Bad Things Come to God's Good World?****Bad Things Came Through Sin...****When Sin Spread to the Whole World!**

Adam and Eve's sin spread to the whole world. None of us love God or each other as He tells us to. None of us deserve anything but God's punishment for our sins. God was kind to send Noah to warn about His coming punishment and to save Noah and his family. Noah was right to trust in God and to tell others to turn from their sins and trust in God, also.

Noah looked forward in faith to the Savior God promised to send --Jesus! Jesus lived a perfect life and took the punishment for the sins of God's people when He suffered and died on the cross. On Day Three, He rose from the dead in victory. Now, all who turn away from their sins and trust in Jesus as their Savior can be forgiven and become God's people. Ask God to help you become one of His people, too. He love to do this!

*Close in prayer.*

**Closing ACTS Prayer**

- A** We praise You, God, for being holy and just. You hate sin. You are fair in Your punishments for our sins against You and Your good laws.
- C** God, we know that every one of us have sinful hearts. We are no different from those people who sinned against You, long ago. We have all chosen to disobey You. We need a Savior!
- T** Thank You, God, for sending Jesus to save us, when we should only get punishment for disobeying You. Thank You for promising to forgive all who turn away from disobeying You and trust in Jesus as their own Savior.
- S** God, work in our hearts! Help us to turn away from disobeying You and trust in Jesus as our Savior. Help us to love You and live for You. Help us to tell others the good news of Jesus that they might be saved, too. In Jesus' name we pray, Amen.

***Go to Lesson Plan, p.9 for the script to the rest of the lesson.***



**Deep Down Discussion Sheet**

use with all THREE lessons

Use with all  
response activities  
for deeper learning**P.1***Questions to aid discussion of the key concepts and for use in games*

Be familiar with these questions and answers. Look for opportunities to ask questions and discuss their answers, such as while the children work on their coloring pages, as part of their response games, or during play time. Remember: your goal isn't to ask all these questions or only talk to the children about these things. It is to be deliberate in having good conversations with them, however much or little you have.

|                             |   |
|-----------------------------|---|
| <b>BIG QUESTION</b>         | How Did Bad Things Come to God's Good World? Bad Things Came through Sin!   |
| <b>Meaning</b>              | When God created the world in the beginning, He created all things good; but, now there are many bad and sad things in God's good world. All these bad things came through sin when people disobeyed God. How good it is that God sent Jesus to be our Savior! He can forgive our sins and make us God's people!  |
| <b>Discussion Questions</b> | <p><i>choose a few</i></p> <ol style="list-style-type: none"> <li>1. What was the world like when God created it? <i>All things were created good.</i></li> <li>2. Did God's good world stay all good? <i>No. Now there are many bad and sad things in it, as well as good things.</i></li> <li>3. How did those bad things first come into God's good world? <i>They came through sin.</i></li> <li>4. Who disobeyed God? <i>People did.</i></li> <li>5. Who did God send to rescue us from our sins? <i>Jesus.</i></li> <li>6. What can Jesus do? <i>He can forgive us our sins and make us God's people.</i></li> </ol>  |
| <b>BIBLE TRUTH</b>          | Bad Things Came through Sin... When Sin Spread to the Whole World!  |
| <b>Meaning</b>              | Everything God created was hurt by Adam and Eve's sin. The plants did not grow such good fruit. The animals had sicknesses. Adam and Eve's sin hurt all their children, too. They were born disobeyers with sinful hearts. They deserved God's punishment for their sins, just like their parents. They would suffer sicknesses and one day they would all die. What sadness Adam and Eve passed down to their children through their sin! Guess who else are children from Adam and Eve's family? We are! That's why we get sick and one day will die. That's why we have sinful hearts that disobey God. And that's why we deserve for Him to punish our sins, too. But God is so kind and merciful to us! He sent Jesus to save all who turn away from their sins and trust in Him as their Savior. God promises to forgive their sins and put His Holy Spirit in their hearts, so they can once more have closeness with God again, right here on earth. That is good news, but the best is yet to come! Bible tells us that everything God had made looks forward to the day when Jesus will come back and get rid of sin and death forever. God's people look forward to that day most of all. That's when they will live face to face with God, enjoying all the wonderful, special closeness with God that people can have...and it will never, ever end. |
| <b>Discussion Questions</b> | <p><i>choose a few</i></p> <ol style="list-style-type: none"> <li>1. What was hurt by Adam and Eve's sin? <i>Everything God created.</i></li> <li>2. What did the ground stop growing? <i>Good fruit.</i></li> <li>3. What happened to the creatures? <i>They had sicknesses.</i></li> <li>4. What were Adam and Eve's children born with? <i>Sinful hearts, just like their parents.</i></li> <li>5. What bad things did Adam and Eve's children do? <i>They disobeyed God. They hurt and killed each other.</i></li> <li>6. Are we children of Adam and Eve? <i>Yes.</i></li> <li>7. Do we have sinful hearts, too? <i>Yes, we do.</i></li> <li>8. Who deserves God's punishment for their sins? <i>We all do.</i></li> <li>9. Who did God send to save us from our sins? <i>Jesus.</i></li> <li>10. What does God want us to do to be saved? <i>Turn away from our sins and trust in Jesus as our Savior.</i></li> <li>11. What does all creation look forward to? <i>The day when sin will be gone forever and God's people will all live with Him, face to face, perfectly happy forever.</i></li> </ol>   |

**Deep Down Discussion Sheet**

use with all THREE lessons

**P.2***Questions to aid discussion of the key concepts and for use in games*

|                                    |   |
|------------------------------------|---|
| <b>THE GOSPEL</b>                  | What is God's good news for you and me? <i>The gospel! How did bad things come to God's good world? Bad things came through sin...when sin spread to the whole world. Yes, it is so. There is no way around the awful truth: we all have disobeyed God and we all deserve God's punishment for our sins! God would have been perfectly fair to give us all His punishment, just as we deserved. But God is so rich in mercy, that even back in the very beginning, He promised to send a Savior to save us from their sins. And so He did! At just the right time, God sent His Son, Jesus to suffer and die on the cross and take the punishment for the sin of all turn away from their sins and trust in Him as our Savior. On the third day, Jesus rose from the dead, showing He really had beat sin and death for all who trust in Him. For all who do, God will forgive their sins and they will enjoy wonderful, special closeness with God as His special people, now and forever. That can be you and me, too! Ask God to help you trust in Jesus as your Savior! He loves to help us do this!</i>  |
| <b>BIBLE TRUTH<br/>BIBLE VERSE</b> | "The LORD looks down from heaven on the sons of men, to see if there are any who understand, any who seek God. But all have turned aside, they have together become corrupt, there is no one who does good, not even one."--Psalm 14, 2-3   |
| <b>Meaning</b>                     | <b>Learn a Little:</b> "All have turned aside... there is no one who does good, not even one."  |
| <b>Discussion Questions</b>        | <p>The LORD is everywhere, all the time. He sees all people and knows what they are like, inside and out. And what does He see? It is very sad! God sees that not even one person seeks after Him. No one does good. Why? Because we are all children of Adam and Eve. We are born with sinful hearts that choose to disobey God. Thank God for sending Jesus! Thank God that He promises to save all who turn away from their sins and trust in Him as their Savior! He can save us, too. Ask Him to help you!</p> <ol style="list-style-type: none"> <li>1. What does the LORD see when He looks down into all of our hearts? <i>That we are all sinners. All of us have turned away from Him and His good ways.</i></li> <li>2. Is there anyone who does good, like God made us in the beginning? <i>No, no one.</i></li> <li>3. Why are we all sinners? <i>Because we are all sons and daughters of Adam and Eve. We all have sinful hearts, just like theirs.</i></li> <li>4. What has God done to save sinful people? <i>He sent Jesus to be our Savior.</i></li> <li>5. How can we become God's people? <i>We can ask God to help us to turn away from our sins and trust in Jesus as our Savior. He loves to answer these prayers!</i></li> </ol>   |
| <b>BIBLE STORY</b>                 | <b>The Case of the Sadness that Didn't Stop</b>   |
| <b>Discussion Questions</b>        | <ol style="list-style-type: none"> <li>1. Were just the first animals, plants and people hurt by Adam and Eve's sin? <i>No. All the ones that came later were to.</i></li> <li>2. What were Adam and Eve's children like? Did they love God? Did they love each other? <i>No, they did not. They disobeyed God and they hurt each other.</i></li> <li>3. Did people get better or did they get worse and worse? <i>They got worse and worse.</i></li> <li>4. What did God decide to send to get rid of all the bad people? <i>A flood of water.</i></li> <li>5. Who did God save from the flood? Why? <i>Noah, his family, and at least 2 of every creature. Because He is kind and faithful. He didn't give up on His good plan for the world. He still would send Jesus to save people.</i></li> <li>6. What did Noah tell the people to do as he worked on his big boat? <i>He told them to say sorry to God for their sins.</i></li> <li>7. Did anyone turn away from their sins when they listened to Noah's warnings? <i>No. Not even one.</i></li> <li>8. What did Noah do after the big flood was over? <i>He made a worship gift of thanks to God.</i></li> <li>9. Did people stop being bad after the flood? <i>No. Everyone still had sinful hearts. They still sinned.</i></li> <li>10. Who did God send to save sinful people who trust in Him? <i>Jesus.</i></li> <li>11. How can we be saved from our sins? <i>By turning away from our sins and trusting in Jesus as our Savior.</i></li> </ol> |

# **DEEP DOWN DETECTIVES**

**Curriculum Resources**



**Appendix A:  
Unit 6 Songs**



## Index of Songs

|  |           |
|--|-----------|
| <b>GENERAL CLASSROOM SONGS (USED EVERY LESSON, EVERY UNIT)</b>                     | <b>99</b> |
| <b>Track Numbers</b>   | 100       |
| <b>Lyrics:</b>   |           |
| The Classroom Song vs.1-4  | 101       |
| Deep Down Detectives Theme Song  | 102       |
| The Classroom Rules Song   | 102       |
| Let's Pray Song  | 103       |
| The Big Question Box Song  | 103       |
| The Bible Chant Song   | 104       |
| ACTS Prayer Song   | 104       |
| <b>Sheet Music</b>   | 105       |
| <b>Unit 6: God, the Just and Merciful</b>  |           |
| <b>Unit 6 Songs Lyrics:</b>  |           |
| Big Q & A 6 Song   | 111       |
| Big Question 6 Song: How Did Bad Things Come to God's Good World?                  | 112       |
| Big Question 6 Bible Verse Song: Sin, Sin, Sin Romans 5:12, NIV 1984               | 113       |
| Big Question 6 Hymn: Nothing But the Blood of Jesus, v.1                           | 114       |
| Big Question 6 Praise Song: I Will Sing of the Mercies                             | 115       |
|  | 116       |
| <b>Unit 6 Songs Sheet Music</b>  | 117       |
| <b>How Did Bad Things Come to God's Good World?</b>                                |           |
| <b>Bad Things Came through Sin!</b>  |           |
| <b>Bible Truth 1: When Adam and Eve Chose to Disobey God</b>                       |           |
| <b>Lyrics:</b>   |           |
| Bible Verse: You Must Not Eat, Eat, Eat Genesis 2, 3, NIV 1984                     | 123       |
| <i>Extra Bible Verse Song: For the Wages of Sin Is Death Romans 6:23, NIV 1984</i> | 124       |
| <b>Sheet Music</b>   | 125       |
| <b>Bible Truth 2: When Sin Spread to the Whole World</b>                           |           |
| <b>Lyrics:</b>   |           |
| Bible Verse: The LORD Looks Down Psalm 14:2-3, NIV 1984                            | 127       |
| <i>Extra Bible Verse Song: For If by the Trespass Romans 5:17, NIV 1984</i>        | 128       |
| <b>Sheet Music</b>   | 129       |

# **DEEP DOWN DETECTIVES**

**Curriculum Resources**



**General Classroom Songs**  
**(used every lesson**  
**of the curriculum)**

## Deep Down Detectives NIV Songs 6 Track Numbers

This is a listing of all songs mentioned in the unit curriculum. You may or may not choose to use all of the songs. They are listed in easy-reference order--NOT in the order used in the curriculum.

You may choose to simply burn a CD/load them onto an mp3 device in this order. Or, you may want to do what we do: choose the songs we want to use and create a play list of them in that order. Then, we burn a CD/upload the play list onto an mp3 device. A teacher only has to click forward to the next song, instead of hunting for the right track. The track number have been included as part of the title of each song, teachers will still have a reference to the track number listed in the curriculum (same as those listed below), even if you change the order on your customized play list.

### SONGS USED EVERY UNIT OF THE CURRICULUM

- 1 The Classroom Song v.1
- 2 The Classroom Song v.2
- 3 The Classroom Song v.3
- 4 The Classroom Song v.4
- 5 Deep Down Detectives Theme Song
- 6 The Classroom Rules Song
- 7 Let's Pray Song
- 8 The Big Question Box Song
- 9 The Bible Chant Song
- 10 ACTS Prayer Song (Short Version)
- 11 ACTS Prayer Song (Full Version)

#### Why the Extra Songs?

Deep Down Detectives is a curriculum used by a wide age-span of kids. Sometimes one of the other songs is a better fit for your kids. Or, you may simply want to teach them more songs on the same Bible Truth. Use as many or as few as you want.

### UNIT 6: GOD, THE JUST AND MERCIFUL

- 12 Big Q & A 6 Song
- 13 Big Question 6 Song: How Did Bad Things Come to God's Good World?
- 14 Big Question 6 Bible Verse Song: Sin, Sin, Sin Romans 5:12, NIV 1984
- 15 Big Question 6 Hymn: Nothing But the Blood of Jesus, v.1
- 16 Big Question 6 Praise Song: I Will Sing of the Mercies

#### How Did Bad Things Come to God's Good World?

##### Bad Things Came Through Sin...

#### Bible Truth 1: When Adam and Eve Chose to Disobey God

- 17 Bible Verse Song: You Must Not Eat, Eat, Eat Genesis 2, 3, NIV 1984
- 18 Extra Bible Verse Song: For the Wages of Sin Is Death Romans 6:23, NIV 1984

#### Bible Truth 2: When Sin Spread to the Whole World

- 19 Bible Verse: The LORD Looks Down Psalm 14:2-3, NIV 1984
- 20 Extra Bible Verse Song: For If by the Trespass Romans 5:17, NIV 1984

## Unit 6 Lyrics

---

# The Classroom Song

DDD NIV 6 Songs, Tracks 1-4

### Verse 1

Let's gather together to worship God,  
Let's gather together to worship God,  
Come gather now with me!

### Verse 2

We've gathered together to worship God,  
We've gathered together to worship God,  
And now it's time to play.

### Verse 3

It's time to get ready to go and tell,  
It's time to get ready to go and tell,  
Come gather here with me.

### Verse 4

So what's our big news to go and tell,  
So what's our big news to go and tell,  
Can you tell me now?

## Unit 6 Lyrics

---

# Deep Down Detectives Theme Song

DDD NIV Songs 6, Track 5

We're Deep Down Detectives,  
diggin' deep in God's Word,  
For truths about God and His plans for this world,  
We're seeking to love Him, with all of our heart,  
We're Deep Down Detectives!  
Come on! Let's start!

Words and Music: Constance Dever ©2015

# Classroom Rules Song

DDD NIV Songs 6, Track 6

Shh, be quiet while someone is talking,  
Raise your hand, if you have something to say,  
Don't touch your friend, sitting beside you,  
Obey your teachers, Be kind as you play.  
These are our classroom rules,  
These are our classroom rules,  
They help us worship God and love one another,  
These are our classroom rules.

Words and Music: Constance Dever ©2015

## Unit 6 Lyrics

---

### **Let's Pray**

DDD NIV Songs 6, Track 7

1-2-3!

Fold your hands,

Bow your head,

Close your eyes.

Let's pray! *(repeat)*

Words and Music: Constance Dever ©2015

### **Big Question Box Song**

DDD NIV Songs 6, Track 8

#### **The Big Question Box Song**

We've got a big box,

All closed up and locked,

Filled with the truths of God's Word.

We've got a brief case,

There's no time to waste,

Come on, kids, let's open it up!

Words and Music: Constance Dever ©2015



## Unit 6 Lyrics

---

### **The Bible Chant Song**

DDD NIV Songs 6, Track 9

The Bible, the Bible,  
Let's get out the Bible.  
Let's hear what God has to say.  
The Bible, the Bible,  
God's given us the Bible.  
It's His Word for us to learn and obey! Yay!

Words and Music: Constance Dever ©2015

### **The ACTS Prayer Song**

DDD NIV Songs 6, Tracks 10,11

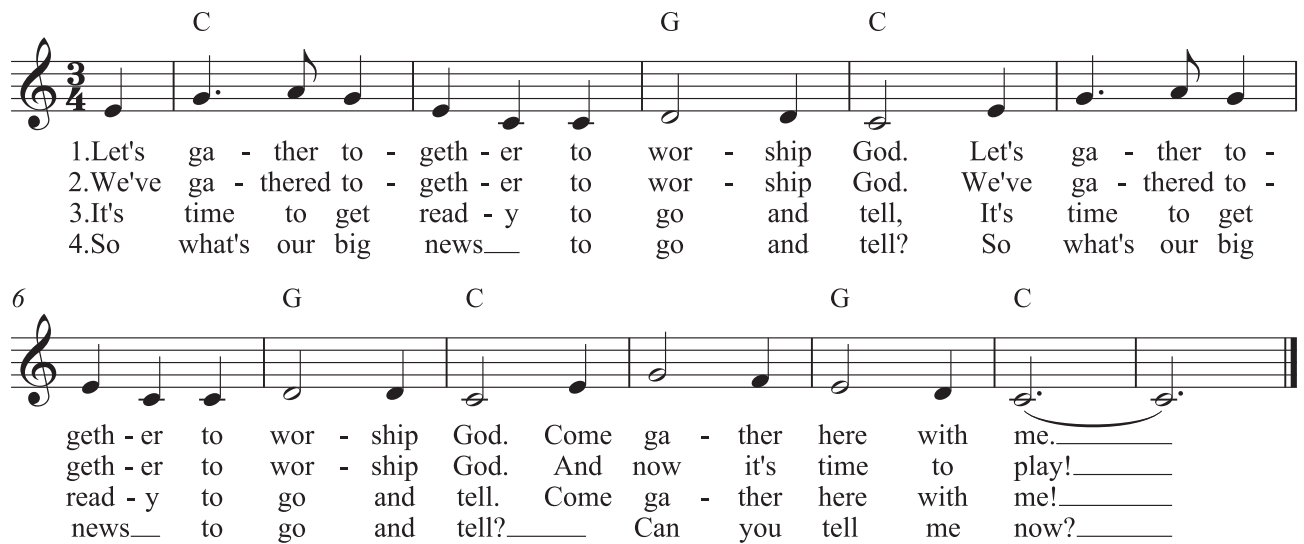
A: Adoration, God, we praise You,  
C: Confession, Forgive us our sins,  
T: Thanksgiving, Thank You for Jesus,  
S: Supplication, Help us live like Him. (repeat)

That's the A-C-T-S prayer, my friend,  
Bow your head, Close your eyes, Shhh,  
Let's begin!

Words and Music: Constance Dever ©2016

**The Classroom Song**

DDD NIV Songs 6, Tracks 1-4




1. Let's ga - ther to - geth - er to wor - ship God. Let's ga - ther to -  
 2. We've ga - thered to - geth - er to wor - ship God. We've ga - thered to -  
 3. It's time to get read - y to go and tell, It's time to get  
 4. So what's our big news\_\_\_ to go and tell? So what's our big

6  
 geth - er to wor - ship God. Come ga - ther here with me.  
 geth - er to wor - ship God. And now it's time to play!  
 read - y to go and tell. Come ga - ther here with me!  
 news\_\_\_ to go and tell? Can you tell me now?

Words and Music: Constance Dever ©2013

**Deep Down Detectives Theme Song**

DDD NIV Songs 6, Track 5



We're Deep Down De - tec - tives! Dig - gin' deep in God's Word, For truths a bout God, and His  
 plans for this world, We're seek - ing to love Him, with  
 all of our heart, We're Deep Down De - tec - tives! Come on! Let's start!

Words and Music: Constance Dever ©2014

**The Classroom Rules Song**

DDD NIV Songs 6, Track 6

C F G C F G

Shh! Be quiet while someone is talking, Raise your hand when you have something to say,

5 F C F C G13 C

Don't touch your friend, sitting beside you, Obey your teachers be kind as you play.

9 F G F C G

These are our classroom rules, These are our classroom rules, They help us

13 C F G F G C

worship God and love one another, These are our classroom rules. Yeah!

Words and Music: Constance Dever ©2013

**Let's Pray**

DDD NIV Songs 6, Track 7

A C#m D A E A

One, two, three, Fold your hands, Bow your head, close your eyes, Let's pray!

5 C#m D A E

One, two, three, Fold your hands, Bow your head, close your eyes, Let's pray!

Words and Music: Constance Dever ©2013

**The Big Question Box Song**

DDD NIV Songs 6, Track 8

Eb Ab Eb Ab Eb  
 We've got a big box, All closed up and locked, Filled with the truths of God's  
 4 Bb Eb  
 Word. We've got a brief case, There's  
 6 Ab Eb Bb Eb  
 no time to waste! Come on, kids! Let's open it up!

Words and Music: Constance Dever ©2016

**The Bible Chant Song**

DDD NIV Songs 6, Track 9

A D E A D E A  
 The Bi-ble, the Bi ble, Let's get out the Bi-ble, Let's hear what God has to say. The  
 5 D E A D E A  
 Bi ble, the Bi-ble, God's gi-ven us the Bi ble, It's His Word for us to learn and obey! Yay!

Words and Music: Constance Dever ©2013

**The ACTS Prayer Song**

DDD NIV Songs 6, Tracks 10,11



A: A-do-ra tion, "God, we praise You," C: Con-fes-sion, "For-give us our sins,"




T: Thanks-giv ing, "Thank You for Je-sus, S: Sup-ple-ca-tion, "Help us live like Him."



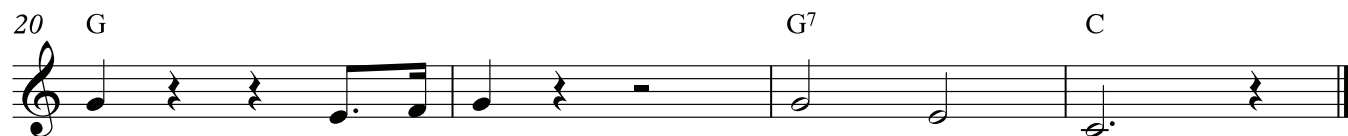
A: A-do-ra tion, "God, we praise You," C: Con-fes-sion, "For-give us our sins,"



T: Thanks-giv ing, "Thank You for Je-sus, S: Sup-ple-ca-tion, "Help us live like Him."



live like\_ Him." That's the A, C, T, S prayer, my friend, Bow your



head, close your eyes, shhh! Let's be - gin!

# **DEEP DOWN DETECTIVES**

**Curriculum Resources**



**Unit 6 Songs**

**(used with both Bible Truths)**



## Deep Down Detectives NIV Songs 6 Track Numbers

This is a listing of all songs mentioned in the unit curriculum. You may or may not choose to use all of the songs. They are listed in easy-reference order--NOT in the order used in the curriculum.

You may choose to simply burn a CD/load them onto an mp3 device in this order. Or, you may want to do what we do: choose the songs we want to use and create a play list of them in that order. Then, we burn a CD/upload the play list onto an mp3 device. A teacher only has to click forward to the next song, instead of hunting for the right track. The track number have been included as part of the title of each song, teachers will still have a reference to the track number listed in the curriculum (same as those listed below), even if you change the order on your customized play list.

### SONGS USED EVERY UNIT OF THE CURRICULUM

- 1 The Classroom Song v.1
- 2 The Classroom Song v.2
- 3 The Classroom Song v.3
- 4 The Classroom Song v.4
- 5 Deep Down Detectives Theme Song
- 6 The Classroom Rules Song
- 7 Let's Pray Song
- 8 The Big Question Box Song
- 9 The Bible Chant Song
- 10 ACTS Prayer Song (Short Version)
- 11 ACTS Prayer Song (Full Version)

#### Why the Extra Songs?

Deep Down Detectives is a curriculum used by a wide age-span of kids. Sometimes one of the other songs is a better fit for your kids. Or, you may simply want to teach them more songs on the same Bible Truth. Use as many or as few as you want.

### UNIT 6: GOD, THE JUST AND MERCIFUL

- 12 Big Q & A 6 Song
- 13 Big Question 6 Song: How Did Bad Things Come to God's Good World?
- 14 Big Question 6 Bible Verse Song: Sin, Sin, Sin Romans 5:12, NIV 1984
- 15 Big Question 6 Hymn: Nothing But the Blood of Jesus, v.1
- 16 Big Question 6 Praise Song: I Will Sing of the Mercies

#### How Did Bad Things Come to God's Good World? Bad Things Came Through Sin...

##### Bible Truth 1: When Adam and Eve Chose to Disobey God

- 17 Bible Verse Song: You Must Not Eat, Eat, Eat Genesis 2, 3, NIV 1984
- 18 Extra Bible Verse Song: For the Wages of Sin Is Death Romans 6:23, NIV 1984

##### Bible Truth 2: When Sin Spread to the Whole World

- 19 Bible Verse: The LORD Looks Down Psalm 14:2-3, NIV 1984
- 20 Extra Bible Verse Song: For If by the Trespass Romans 5:17, NIV 1984

## Unit 6 Lyrics

---

# Big Q & A 6 Song

DDD NIV Songs 6, Track 12

How did bad things,  
How did bad things,  
Come to God's good world?  
Come to God's good world?  
Bad things came through sin,  
Bad things came through sin,  
That's how bad things came,  
That's how bad things came.

Words: Constance Dever Music: Adapted Nursery Rhyme ©2012

## Unit 6 Lyrics

---

# Big Question 6 Song: How Did Bad Things Come to God's Good World?

DDD NIV Songs 6, Track 13

*Refrain:*

Bad things, bad things,  
How did bad things come to God's good world?  
Bad things, bad things,  
Bad things came through sin.

Sin is saying "no" to God,  
when we should say, "Yes,"  
Satan said "no" to God  
And so began the me-ee-me-ee-ess. *Refrain*

Adam and Eve said "no" to God,  
And so sin came to men,  
It spread to all of God's good world,  
And down to their children-ee-en-ee-en. *Refrain*

We all deserve God's punishment,  
Death is the wages of sin,  
But there's eternal life through Jesus  
Christ,  
For all who believe in Him-ee-im-ee im.

*Refrain*

## Unit 6 Lyrics

---

# Unit 6 Bible Verse Song: Sin, Sin, Sin

DDD NIV Songs 6, Track 14

Sin, sin, sin,  
Sin, sin, sin.  
Entered the world,  
Through one man,  
Through one man.  
Romans Five, twelve.

Words: adapted from Romans 5:12 NIV 1984    Music: Constance Dever ©2012

**Tie-in:** How did bad things come into God's good world? Bad things came through sin. The Bible tells us that sin entered the world when Adam disobeyed God's good rule in the beginning. Since then, all people disobey God and deserve His punishment. Isn't it great that God promised to send Jesus to save all who say sorry to Him for their sins and trust in Jesus as their Savior. Yes, Jesus came to take the punishment they deserved so they could be forgiven by God! Hasn't God been so kind to us sinners! He made the way for us to be forgiven! He has made the way for us to know and love God forever!

## Unit 6 Lyrics

---

# Big Question 6 Hymn: Nothing But the Blood

DDD NIV Songs 6, Track 15

## Verse 1

What can wash away my sin?  
Nothing but the blood of Jesus!  
What can make me whole again?  
Nothing but the blood of Jesus.

## Verse 2

For my pardon this I see,  
Nothing but the blood of Jesus!  
For my cleansing, this my plea,  
Nothing but the blood of Jesus.

Words and Music Robert Lowry

**Tie-in:** How did bad things come to God's good world? Bad things came through sin! We are all sinners. We all choose to disobey God and do things our own way. We all deserve God's forever punishment. There is nothing we can do by ourselves to take away God's forever punishment, but God did something! He sent Jesus to die on the cross. Jesus' blood took away all of the forever punishment God's people deserved. When we say "sorry" to God for our sins and trust Jesus as our Savior, God will forgive us because of the blood of Jesus. God make us whole again. He will give us a brand new heart, filled with His Holy Spirit. He helps us to want to please Him, love Him and obey Him more and more."

## Unit 6 Lyrics

---

# Big Question 6 Praise Song: DDD NIV Songs 6, Track 16

## I Will Sing of the Mercies

I will sing of the mercies of the Lord forever,  
I will sing, I will sing,  
I will sing of the mercies of the Lord forever,  
I will sing of the mercies of the Lord.

With my mouth will I make known  
Thy faithfulness, Thy faithfulness,  
With my mouth will I make known  
Thy faithfulness to all generations.

I will sing of the mercies of the Lord forever,  
I will sing, I will sing,  
I will sing of the mercies of the Lord forever,  
I will sing of the mercies of the Lord.

Words: Adapted from Psalm 89:1 Music: Anonymous

**Tie-in:** How did bad things come to God's good world? Bad things came through sin! We all disobey God and deserve His punishment. But God sent Jesus to forgive us when we say "sorry" to Him and trust in Jesus as our Savior. He is better to us than we deserve! That's what mercy is. Let's sing of God's mercies to us for sending Jesus!"



**Big Q & A 6 Song**

DDD NIV Songs 6, Track 12

How did bad things, how did bad things, come to God's good world? Come to God's good world?

Bad things came through sin, Bad things came through sin

That's how bad things came, that's how bad things came.

Words: Constance Dever Music: Adapted Nursery Rhyme ©2012

**Romans 5:12: Sin, Sin, Sin**

DDD NIV Songs 6, Track 14

**Big Question 6 Bible Verse**

Sin, sin, sin, sin, sin, sin, En - tered the world,

thro' one man, thro' one man. Ro - mans Five, twelve.

Words: adapted from Romans 5:12 NIV 1984 Music: Constance Dever ©2012

**Big Question 6 Song**

DDD NIV Songs 6, Track 13

Dm Am Dm Dm Am Dm Dm  
 Bad things, bad things, How\_\_\_\_ did bad things come to God's\_ good world? Bad things,

6 Am Dm Am Dm Dm Am Dm  
 bad things, Bad things came thru sin.\_\_\_\_ Sin is say - ing "no" to God\_\_\_\_ when

11 C Am Dm Dm Am Dm Dm Gm  
 we should say, "yes,"\_\_\_\_ Sa - tan said "no" to God,\_\_\_\_ and so be - gan, the me-

16 Am Dm Am Dm Dm  
 ee me ee mess! Bad things, bad things, How\_\_\_\_ did bad things come to

21 Am Dm Dm Am Dm Am Dm  
 God's\_ good world? Bad things, bad things, Bad things came thru sin.\_\_\_\_

26 Dm Am Dm C Am Dm Dm Am  
 A - dam and Eve said "no" to God, and so sin came to men,\_\_\_\_ It spread to all of

31 Dm Gm Am Dm  
 God's good world,\_\_\_\_ and down to their chil - dren\_\_\_\_ e en e en... Bad things,

36 Am Dm Dm Am Dm Dm Am Dm  
 bad things, How\_\_\_\_ did bad things come to God's\_ good world? Bad things, bad things,

41 Am Dm Dm Am Dm  
 Bad things came thru sin.\_\_\_\_ We all de - serve God's pun - ish - ment,\_\_\_\_

45 C Am Dm Am Dm Dm

Death is the wa - ges of sin, — But there's e - ter - nal life thru' Je - sus Christ, — for

49 Gm Am Dm Am Dm

all who be - lieve in Him - e - im - e - im. Bad things, bad things, How —

53 Dm Am Dm Dm

— did bad things come to God's — good world? Bad things,

56 Am Dm Am Dm

bad things, Bad things came thru sin. —

Words and Music: Constance Dever ©2012

# Nothing But the Blood

## Big Question 6 Hymn

DDD NIV Songs 6, Track 15

What can wash a - way my sin? No-thing but the blood of Je - sus!  
 2. For my par - don this I see, No-thing but the blood of Je - sus!

What can make me whole a - gain? No-thing but the blood of Je - sus.  
 For my cleans - ing, this my plea, No-thing but the blood of Je - sus.

Words and Music: Robert Lowry

# I Will Sing of the Mercies

## Big Question 6 Praise Song

DDD NIV Songs 6, Track 16

I will sing of the mer-cies of the Lord for - ev - er, I will sing, I will sing. I will  
 sing of the mer-cies of the Lord for - ev - er. I will sing of the mer-cies of the Lord. With my  
 mouth\_\_\_ will I make known Thy faith-ful-ness, Thy faith-ful-ness, With my mouth\_\_\_ will I make  
 known Thy faith-ful-ness to all gen-er - a - tions. I will sing of the mer-cies of the Lord for - ev - er, I will  
 sing, I will sing. I will sing of the mer - cies of the

Lord for - ev - er, I will sing of the mer - cies of the Lord.

Words: Adapted from Psalm 89:1 Music: Anonymous



# **DEEP DOWN DETECTIVES**

**Curriculum Resources**



**Unit 6 Bible Truth  
Bible Verse Songs**





---

## Unit 6 Bible Truth 1 Bible Verse Song Lyrics

---

DDD NIV Songs 6, Track 17

# Bible Verse Song: You Must Not Eat, Eat, Eat

"Gather around, children. I have a story to tell you about Adam and Eve, back in the beginning of the world."

The LORD God commanded the man:

"Oh, you are free, free, free, to eat, eat, eat,  
From any tree, tree, tree in the garden,  
But you must not eat from the tree, tree, tree,  
Of the knowledge of good and evil.

For when you eat of it... you will surely die. But did Adam and Eve obey God? No! They did not!

Eve took some fruit, fruit, fruit and ate, ate, ate,  
She also gave, gave, gave some to her husband.  
And he ate, ate, ate, ate, ate,  
He ate, ate it,  
Then the eyes of them both were opened.

Oh, no! What did God do then? Well, God told Adam:

Because you ate, ate, ate, from the tree, tree, tree,  
From the tree, tree, tree you must not eat.  
Cursed is the ground, because of you,  
By the sweat of your brow you'll eat,  
'Til you return to the ground.

What a sad, sad day! Is that the end? Well, it could have been, but...God is so rich in mercy that he gave them a wonderful promise of hope that day.

He promised them, them, them, to send, send, send,  
A Savior to save them from their sins.  
The Lord Jesus Christ, to bring eternal life,  
To all who repent and believe in Him.

Thank God for sending Jesus! Amen!

Genesis Two and Three.

**Unit 6 Bible Truth 1 Bible Verse Song Lyrics**

---

**Extra Bible Verse Song:** DDD NIV Songs 6, Track 18  
**For the Wages of Sin Is Death**

For the wages of sin is death,  
But the gift of God is eternal life,  
Through Christ Jesus our Lord.  
For the wages of sin is death,  
But the gift of God is eternal life,  
Through Christ Jesus our Lord.  
Romans Six, twenty-three.

about this Bible verse:

Words adapted from Romans 6:23 Constance Dever © 2011

Because God is good and just, He punishes sin. When Adam and Eve rebelled against God, He punished their sin. What is the punishment for sin? It is death--separation from God and all His good ways. Adam and Eve knew some of that separation from God that very day. When their bodies died they deserved to know complete separation from Him. But God is so very merciful. He treats sinners who repent of their sins and trust in Him so much better than they deserve! That same day God gave Adam and Eve the punishment for their sins, He also gave them the promise of eternal life through Jesus, the son of Eve who would crush Satan once and for all.

**Genesis 2-3: You Must Not Eat, Eat, Eat**

DDD NIV Songs 6, Track 17

**Big Question 6 Bible Verse**

"Gather around, children. I have a story to tell you about Adam and Eve, back in the beginning of the world."

"The LORD God commanded the man:

B $\flat$  D E $\flat$  B $\flat$  B $\flat$  E $\flat$   
 "Oh you are free, free, free to eat, eat, eat, from any tree, tree, tree in the gar - den,  
 5 A $\flat$  C $^\circ$  E $\flat$  B $\flat$  E $\flat$   
 but you must not eat from the tree, tree, tree of the know-ledge of good and e - vil...  
 9  
 (for when you eat of it..you will surely die. But did Adam and Eve obey God? No, they did not!) Eve took some  
 12 E $\flat$  B $\flat$  E $\flat$   
 fruit, fruit, fruit and ate, ate, ate, She al - so gave, gave, gave some to her hus - band, and he  
 16 E $\flat$ <sup>7</sup> A $\flat$  A $\flat$ <sup>9</sup> C $^\circ$  E $\flat$  B $\flat$  E $\flat$   
 ate, ate, ate, ate, ate, He ate, ate it! Then the eyes of them both were open - ed!  
 20 C E $\flat$  B $\flat$   
 (Oh no! What did God do then? Well, God told Adam: "Be - cause you ate, ate, ate from the tree, tree, tree, the  
 24 E $\flat$  E $\flat$ <sup>7</sup> A $\flat$  C $^\circ$   
 tree, tree, tree you must not eat. Curs - ed is the ground be - cause of you, By the  
 28 E $\flat$  B $\flat$ m E $\flat$   
 sweat of your brow you'll eat 'til you re - turn to the ground." (What a sad, sad day! Is that the  
 32  
 end? Well, it could have been, but....God is so rich in mercy that He gave them  
 34 E $\flat$  B $\flat$   
 a wonderful promise of hope that day.) He pro - mised them, them, them to send, send, send, a

38 E♭ E♭7 A♭ C°

Sav - ior to save them from their sins, the Lord Je-sus Christ, to bring e-ter-nal life, to

42 E♭ B♭ E♭

all who re - pent and be - lieve in Him.

44 B♭ E♭ B♭ E♭ B♭ E♭

Thank God for sending Jesus! Amen! Gen - e - sis Two and Three.

Words: adapted from Genesis 2,3 NIV 1984 Music: Constance Dever ©2012

## For the Wages of Sin Is Death

DDD NIV Songs 6, Track 18

C F C F B♭ F

For the wa - ges of sin is death, but the gift of God is e -

4 C B♭ C C7 F

ter - nal life through Christ Je - sus our Lord.

Words: adapted from Romans 6:23 NIV 1984 Music: Constance Dever ©2012

# **Bible Verse Song:**

## **The LORD Looks Down**

DDD NIV Songs 6, Track19

The LORD looks down from heaven,  
On the sons of men,  
To see if there are any who understand,  
Any who seek God.  
But all have turned aside;  
They have together become corrupt.  
There is none who does good,  
No, not even one.  
Psalm Fourteen, two and three.

about this Bible verse:

Words adapted from Psalm 14:2-3, NIV 1984 Constance Dever © 2011

The Lord is everywhere, all the time. He knows all things and see all things. He sees everything we see and so much more. He can even see into our hearts and know everything we think and feel, but never say. All of us (all the sons of men--which means all people, both men and women), He sees and knows. And what does the LORD see and know about us as He looks? That there is no one who is without sin. There is no one who seeks after Him, on their own. We are all fools, with corrupt (sinful) hearts. There is no one who does good. That is, there is no one who obeys God perfectly, out of a pure heart.

---

**Unit 6 Bible Truth 2 Bible Verse Song Lyrics**

---

**Extra Bible Verse Song:** DDD NIV Songs 6, Track 20

**For If By the Trespass**

For if, by the trespass of the one man,  
death reigned through one man,  
For if, by the trespass of the one man,  
death reigned through one man,  
Then how much more will those who receive  
God's abundant grace and righteousness  
Reign in life, Reign in life,  
Through one man, Jesus Christ.  
Romans Five, seventeen.

about this Bible verse:

Words adapted from Romans 5:17 NIV 1984 Constance Dever © 2011

Adam and Eve passed on their sinful hearts to their children--all of us! That means that we all are born sinners. How terrible! But God promised to show mercy to all who look in faith to the Savior who would crush Satan's power. Yes! All who turn from their sins and trust in Jesus are saved from the punishment they deserve from God for their sins. Sin came through one man, Adam. But Jesus, the Son of God and the son of man, gives His grace and perfect righteousness--everything they need to be saved!

# The LORD Looks Down

DDD NIV Songs 6, Track 19

1 Cm Ab

The LORD looks down from\_ hea ven on the sons of

5 G Cm Ab Cm

men, to see if there are\_ a - ny who un-der stand,

9 Ab G Cm Gm G

a - ny who seek God. But all have turned a - side; they

13 Cm Gm Cm F Cm

have to - geth - er be - come cor - rupt, There is none who -

17 Ab G Cm

does good, no, not\_ ev - en one.

20 Cm Bb Cm Cm(add9)

Psalm Four - teen two and three.

Words: adapted from Psalm 14:2-3 NIV 1984 Music: Constance Dever ©2012



# For If By the Trespass

DDD NIV Songs 6, Track 20

For if, by the tres - pass of the one man, death reigned through that one man,

For if, by the tres - pass of the one man,

death reigned through that one man, How much more

will those who re - ceive God's a - bun - dant

grace and right - eous - ness

Reign in life, Reign in life,

through the one man, Je - sus

Christ! Ro - mans chap - ter Five, sev - en - teen.

Words: adapted from Romans 5:17 NIV 1984 Music: Constance Dever ©2012

# **DEEP DOWN DETECTIVES**

**Curriculum Resources**



**Appendix B:  
Games**

## Index of Games

|  |     |
|--|-----|
| <b>List of Supplies Needed to Make All Games</b> | 133 |
| <b>Bible Verse Games</b>                         |     |
| Duck, Duck, Goose                                | 137 |
| Slap, Clap and Stack                             | 138 |
| Simon Says How                                   | 139 |
| Roll 'n' Toss                                    | 140 |
| Block Clapping                                   | 141 |
| Meet, Greet and Keep It Up                       | 142 |
| Bean Bag Catch                                   | 143 |
| Animal Cube                                      | 144 |
| Fill 'er Up                                      | 145 |
| Lily Pad Jump                                    | 146 |
| Loud and Soft, Big and Little                    | 147 |
| Freeze 'n' Say                                   | 148 |
| Detective Mission Madness Practice               | 149 |
| <b>Music, Movement &amp; Memory Activities</b>   |     |
| Thumping Drums                                   | 150 |
| Say, Spring Up and Shout                         | 151 |
| Freeze Frame                                     | 152 |
| Egg Shakers                                      | 153 |
| Jingle Bell Hands                                | 154 |
| Big Voice, Little Voice                          | 155 |
| Sing, Dance and Fall Down                        | 156 |
| Bottle Shakers                                   | 157 |
| March 'n' Say                                    | 158 |
| Clap, Tap and Say                                | 159 |
| Block Clappers                                   | 160 |
| Lullabies, Bells and Lions                       | 161 |
| Musical Squares                                  | 162 |
| <b>Bible Story Review Games</b>                  |     |
| Take Me through the Tunnel                       | 163 |
| Missing in Action                                | 164 |
| Treasure Hunt                                    | 165 |
| Look Who's Coming Down the Tracks                | 166 |
| Can You Remember?                                | 167 |
| Clothespin Line Up and Drop                      | 168 |
| Deep Down Detective Clue Hunt                    | 169 |
| Run to the Grocery Store                         | 171 |
| Who's in the Basket?                             | 172 |
| Going Fishing                                    | 173 |
| Pony Express                                     | 174 |
| Who's Inside?                                    | 175 |
| Fix Up the Mix Up                                | 176 |

## Master Supplies List for All Deep Down Detectives Games

Deep Down Detectives uses many games. The good news is, they are simply made and they are re-used throughout the whole curriculum. Make sure you save the games you make and it will save you a lot of time later.

This is the full list of the games and the supplies needed in the Deep Down Detectives Curriculum. I **would highly suggest you do this!** Get the prep work over with at the beginning and coast your way through years of enjoyment! Store them in ziploc bags or baskets and pull them out when needed. So simple!

### THIS LIST IS ALSO INCLUDED IN INTRODUCTION

| <b><u>Bible Verse Games</u></b>  | <b><u>Bible Verse Games</u></b>  |
|--|--|
| <p><b>Lily Pad Jump</b></p> <ul style="list-style-type: none"> <li>• Cube-shaped cardboard box,</li> <li>• paper,</li> <li>• glue,</li> <li>• marker</li> </ul> <p><b>Animal Cube</b></p> <ul style="list-style-type: none"> <li>• Cube-shaped cardboard box,</li> <li>• paper,</li> <li>• glue,</li> <li>• marker</li> </ul> <p><b>Simon Says How</b></p> <ul style="list-style-type: none"> <li>• Cube-shaped Cardboard box</li> <li>• Paper, glue, and a marker</li> </ul> <p><b>Bean Bag Catch</b></p> <ul style="list-style-type: none"> <li>• 1 bean bag per every 2 children (or every child)</li> <li>• NOTE: Can also fill socks with beans and tie open end to make beanbags.</li> </ul> <p><b>Slap, Clap and Stack</b></p> <ul style="list-style-type: none"> <li>• 10 or 12 Blocks or other stackable objects</li> </ul> <p><b>Freeze 'n' Say</b></p> <ul style="list-style-type: none"> <li>• Music and CD/Tape player</li> </ul> <p><b>Fill'er Up</b></p> <ul style="list-style-type: none"> <li>• 1 bean bag per child</li> <li>• NOTE: Can also fill socks with beans and tie open end to make beanbags.</li> <li>• Cardboard box or laundry basket</li> <li>• Carpet squares, 1 per child</li> </ul> <p><b>Loud and Soft, Big and Little</b></p> <ul style="list-style-type: none"> <li>• none</li> </ul> | <p><b>Roll 'n' Toss</b></p> <ul style="list-style-type: none"> <li>• Cube-shaped Cardboard box</li> <li>• Paper, glue, and a marker</li> <li>• 1 bouncy ball per 2 children</li> </ul> <p><b>Duck, Duck, Goose</b></p> <ul style="list-style-type: none"> <li>• none</li> </ul> <p><b>Deep Down Detective Mission Madness Practice</b></p> <ul style="list-style-type: none"> <li>• Detective Gear, such as a trench coat, sunglasses, and a hat</li> </ul> <p><b>Block Clapping</b></p> <ul style="list-style-type: none"> <li>• 2 wooden blocks per child, preferably about 3"x 2", as found in many children's block sets</li> </ul> <p><b>Meet, Greet, and Keep It Up</b></p> <ul style="list-style-type: none"> <li>• 16 oz cups, 1 per child (with some extras)</li> <li>• 2 pieces of rope as long as a line of children</li> <li>• Masking tape</li> </ul> |

## Master Supplies List for All Deep Down Detectives Games, continued

### Music, Movement & Memory

#### **Thumping Drums**

- 1 Oatmeal container/coffee can with lid per drum.
- Tape
- Popcorn, rice, beans, etc.
- Wooden spoons, dowels, unsharpened pencils, if desired, for mallets

#### **Say, Spring Up and Shout**

- Bean bags, one per child

#### **Freeze Frame**

- Some kind of fun hat or clothing for the leader to wear

#### **Egg Shakers**

- Empty Easter eggs
- Rice, beans, buttons, pennies, popcorn, beads, small nails or bolts, etc.
- Glue and glue gun OR strong packing tape

#### **Jingle Bell Hands**

- 1 6" piece of sturdy string
- 4 or 5 jingle bells, available in most craft shops

#### **Sing, Dance, and Fall Down**

- Optional: Bean bags, one per child

#### **Big Voice, Little Voice**

- none

#### **Bottle Shakers**

- 1 empty 16 oz. soda bottle per shaker
- Rice, beans, buttons, pennies, popcorn, beads, small nails or bolts, etc.
- Glue and glue gun OR strong packing tape

#### **March 'n' Say**

- Optional: A fun hat for the leader of the march, or for everyone in the march

#### **Clap, Tap and Say**

- none

#### **Lullabies, Bells and Lions**

- Bell

### Music, Movement & Memory

#### **Musical Squares**

- Carpet Squares, enough for all of the children (or chairs)

#### **Block Clappers**

- 2 wooden blocks per child, preferably about 3"x2", as found in many children's block sets

## Master Supplies List for All Deep Down Detectives Games, continued

### Story Review Games

#### **Going Fishing**

- One long wooden dowel, yardstick, etc. per fishing pole
- Yarn
- Paper clip per fishing pole
- Rope
- Two chairs
- Blanket
- Box/bucket/container
- Bucket

#### **Pony Express**

- Small manila envelopes, one per flannel graph figure
- Kid's small backpack or a tote bag with a strap
- Basket
- Cowboy hat
- Stick horse or a broom

#### **Fix Up the Mix Up**

- None

#### **Can You Remember?**

- Index cards

#### **Deep Down Detectives Clue Hunt**

- Variety of interesting items that have one or more places to hide a storyboard picture
- Detective Hat
- 4 False Clues (included on the next page)
- CD Player and Deep Down Detectives Theme Song

#### **Clothespin Line Up and Drop**

- Rope
- Clothespins, the hinged type
- Shoe box
- Tape

#### **Who's in the Basket?**

- Blanket
- Basket

#### **Run to the Grocery Store**

- Grocery bag or kid's grocery cart
- Empty food cartons

### Story Review Games

#### **Treasure Hunt**

- 10 small lidded plastic containers or boxes (like from a jewelry store) or wooden, hinged boxes from a craft store
- Various decorating supplies, such as fake craft jewels, glitter, glitter glue, foil paper, gold spray paint
- glue

#### **Take Me Through the Tunnel**

- Chairs or Table
- Sheet or blanket
- Box

#### **Missing in Action**

- None

#### **Who's Inside?**

- 10 different containers with lids

#### **Look Who's Coming Down the Tracks**

- Two shoe boxes
- 6' or so of rope
- Optional: Engineer's hat





## **Bible Verse Game**

---

*intake or Response Activity to learn Bible verse*

### **Duck, Duck, Goose**

#### **Materials**

Bible Verse sign from the curriculum  
Deep Down Discussion Questions (optional)

#### **Preparation**

None.

#### **Learning the Verse**

Choose the whole verse or an appropriate length portion of the verse to learn. Read the verse slowly and explain it to them. A simple explanation is included on the back of the Bible Truth sign. Practice saying the verse with the children a few times.

#### **Playing the Game**

1. Have the children sit in a circle, cross-legged on the floor.
2. Choose a child to be "It". It will walk around behind the seated children, tapping each one on the head, the whole group recites the verse, saying one word for each head tap.
3. The child whose head is the last one to be tapped must get up and chase "It", hoping to tag "It" before "It" can get around the circle and sit down in the open spot in the circle.
4. If the child does tag "It" then he may take his place in the circle. If not, then the new child is "It." If desired, you can also ask them a question about the verse before repeating. See the Deep Down Discussion Sheet for possible questions.
5. Repeat as frequently as desired.

## **Bible Verse Game**

---

*intake or Response Activity to learn Bible verse*

### **Slap, Clap and Stack**

#### **Materials**

Bible Verse sign from the curriculum  
Deep Down Discussion Questions (optional)  
10 or 12 Blocks or other stackable objects

#### **Preparation**

None.

#### **Learning the Verse**

Choose the whole verse or an appropriate length portion of the verse to learn. Read the verse slowly and explain it to them. A simple explanation is included on the back of the Bible Truth sign. Practice saying the verse with the children a few times.

#### **Playing the Game**

1. Tell the children that they are going to learn the verse while working together to make the largest stack of blocks/objects they can. After each time they say the verse, a child gets to pick out an object to put on the tower. Teacher will help them balance it in place.
2. Have everyone sit down in a circle around the stacking area. Say the verse together. If desired, you can add a motion the children do each time they say the verse, such as clap, stomp feet, etc. This will add movement to this game. Choose a child to pick out an object. Help the child put it in place.
3. Continue adding objects/blocks until all objects are used up or the tower falls down.
4. Repeat as desired. If desired, you can also ask them a question about the verse after every turn or every few turns. See the Deep Down Discussion Sheet for possible questions.

---

## Bible Verse Game

---

*intake or Response Activity to learn Bible verse*

### Simon Says How

#### Materials

- Bible Verse sign from the curriculum
- Deep Down Detectives Discussion Questions (optional)
- Cube-shaped Cardboard box
- Paper, glue, and a marker
- Die Number and Action Chart (see below)

#### Preparation

Make a die out of the cardboard box as follows:

1. Cut the paper into the size of one side of the cube. Use it as a pattern to make six pieces (one for each side of the cube)
2. Glue each piece of paper onto each side of the cube.
3. Write the numbers 1-6 on the each side of the cube like a die.
4. Make a sign as follows:

|                 |                    |
|-----------------|--------------------|
| 1 = Head        | 2 = Feet           |
| 3 = Hands       | 4 = Hands and Feet |
| 5 = Laying Down | 6 = Eyes Closed    |

#### Learning the Verse

Choose the whole verse or an appropriate length portion of the verse to learn. Read the verse slowly and explain it to them. A simple explanation is included on the back of the Bible Truth sign. Practice saying the verse with the children a few times.

#### Playing the Game

1. Have the children spread out facing the leader.
2. Tell the children that they are going to play "Simon Says How", a game in which everyone will take turns making up different actions that they will do while saying the verse.
3. Explain that "Simon" will roll the die and make up actions that use the parts of the body that correspond to the number on the chart. Everyone else will then recite the verse while standing still. Then challenge them to recite it again while doing the actions "Simon" made up at the same time.
4. Simon will then choose another person to be Simon in his place. Repeat. If desired, you can also ask them a question about the verse after every turn or every few turns. See the Deep Down Detectives Discussion Sheet for possible questions.

---

## Bible Verse Game

---

*intake or Response Activity to learn Bible verse*

### Roll 'n' Toss

#### Materials

- Bible Verse sign from the curriculum
- Deep Down Discussion Questions (optional)
- Cube-shaped Cardboard box
- Paper, glue, and a marker
- 1 bouncy ball per 2 children

#### Preparation

1. Cut the paper into the size of one side of the cube. Use it as a pattern to make six pieces (one for each side of the cube)
2. Glue each piece of paper onto each side of the cube.
3. Write different actions on each side of the cube: Roll, Bounce, Overhand Toss, Close Eyes and Roll, Backwards Roll (through legs), Underhand Toss.

#### Learning the Verse

Choose the whole verse or an appropriate length portion of the verse to learn. Read the verse slowly and explain it to them. A simple explanation is included on the back of the Bible Truth sign. Practice saying the verse with the children a few times.

#### Playing the Game

1. Have the children spread out facing the leader.

#### Playing the Game

1. Tell the children they will be throwing a ball to a partner in the different ways you have written on the cube (show them the cube).
2. Have the children stand in two long lines, with their partners facing each other about 9-12' apart (whatever seems to be a good tossing/rolling distance for your children).
3. Give out the ball to each person in one of the long lines. (Partners will not have one.)
4. Practice each of the different ball actions, then begin the game.
5. Have everyone say the verse together. Toss the cube and tell everyone what the motion will be. At your signal, have one partner roll, toss, etc. the ball to the other. After all the partners have received the balls and everyone is back in line. Have everyone say the verse together, then toss the cube again. If desired, you can also ask them a question about the verse after every few rolls. See the Deep Down Discussion Sheet for possible questions.

## **Bible Verse Game**

---

*Intake or Response Activity to learn Bible verse*

### **Block Clapping**

#### **Materials**

- Bible Verse sign from the curriculum
- Deep Down Discussion Questions (optional)
- 2 wooden blocks per child, preferably about 3"x 2", as found in many children's block sets

#### **Preparation**

None.

#### **Learning the Verse**

Choose the whole verse or an appropriate length portion of the verse to learn. Read the verse slowly and explain it to them. A simple explanation is included on the back of the Bible Truth sign. Practice saying the verse with the children a few times.

#### **Playing the Game**

1. Show the children the clapping blocks and tell them: "We are going to use our Bible verse to play a game. But first, we need to practice saying the verse." (Practice saying it a couple of times).
2. Hand out the clapping blocks and let the children clap them a while (without saying the verse), then quiet them.
3. Then tell them, "OK, let's try saying our verse and block clapping at the same time!" Lead the children in reciting the verse and clapping with each word. Or, you can have the children clap the blocks together a certain number of times, then say the verse after the last clap. If desired, you can also ask them a question about the verse before repeating. See the Deep Down Discussion Sheet for possible questions.
4. Repeat as frequently as desired.

---

## Bible Verse Game

---

*intake or Response Activity to learn Bible verse*

### Meet, Greet and Keep It Up

#### Materials

- Bible Verse sign from the curriculum
- Deep Down Discussion Questions (optional)
- 16 oz. cups, 1 per child (with some extras)
- 2 pieces of rope as long as a line of children
- Masking tape

#### Preparation

1. Line up the 2 pieces of rope about 6' apart.
2. Put down a piece of masking tape the same length as the ropes, running parallel to the ropes midway between the 2 ropes.

#### Learning the Verse

Choose the whole verse or an appropriate length portion of the verse to learn. Read the verse slowly and explain it to them. A simple explanation is included on the back of the Bible Truth sign. Practice saying the verse with the children a few times.

#### Playing the Game

1. Split the children into partners. Have them stand in two long lines, with their partners facing each other about 6' apart.
2. Tell the children they will be meeting and greeting their partners with a handshake at the masking tape in the middle, then turning around and going back to their place along the rope. Have them practice this.
3. Now tell them, that they will also be balancing a cup on their head while they do this.
4. Give out a cup to everyone. Have them practice balancing the cup on their heads.
5. Now play the game. Have everyone say the verse together. Then have them put the cups on their heads. At your signal, have them walk to the middle, greet their partner with a handshake, turn around and go back—trying to keep the cup balanced on their head the whole time. (There is no penalty for cups falling off.)
6. Have everyone settle back in place in the line, with the cups off their heads. Say the verse together again, put the cups back on their heads, then walk to greet partner again, etc.
7. You can move the ropes back gradually so the children can try to do it from further and further apart.
8. If desired, you can also ask them a question about the verse after every few turns. See the Deep Down Detective Discussion Sheet for possible questions.

---

## **Bible Verse Game**

---

*intake or Response Activity to learn Bible verse*

### **Bean Bag Catch**

#### **Materials**

Bible Verse sign from the curriculum

Deep Down Discussion Questions (optional)

1 bean bag per every 2 children (or every child)

NOTE: Can also fill socks with beans and tie open end to make beanbags.

#### **Preparation**

None.

#### **Learning the Verse**

Choose the whole verse or an appropriate length portion of the verse to learn. Read the verse slowly and explain it to them. A simple explanation is included on the back of the Bible Truth sign. Practice saying the verse with the children a few times.

#### **Playing the Game**

1. Pair the children with a partner.
2. Have the children stand in two long lines, with their partners facing each other at arm's length apart.
3. Give out a bean bag to each person in one of the long lines. (Partners will not have one.) Have everyone say the verse together, then throw the bean bag to their partners, trying to catch the bean bag. (NOTE: no one is "out" if they don't catch it.)
4. Have both lines of children take a step back.
5. Say the verse altogether again, then throw the bean bags again.
6. Repeat as frequently as desired. If desired, you can also ask them a question about the verse after every turn or every few turns. See the Deep Down Discussion Sheet for possible questions.



---

## Bible Verse Game

---

*intake or Response Activity to learn Bible verse*

### Animal Cube

#### Materials

- Bible Verse sign from the curriculum
- Deep Down Discussion Questions (optional)
- Cube-shaped cardboard box
- Paper, glue, and a marker

#### Preparation

1. Cut the paper into the size of one side of the cube. Use it as a pattern to make six pieces (one for each side of the cube) Draw a simple animal picture on each piece of paper. Possibilities would be: rabbit, monkey, elephant, bird, fish, and a horse. Glue each picture onto each side of the cube.

#### Learning the Verse

Choose the whole verse or an appropriate length portion of the verse to learn. Read the verse slowly and explain it to them. A simple explanation is included on the back of the Bible Truth sign. Practice saying the verse with the children a few times.

#### Playing the Game

1. Tell the children they will be playing a game in which they must move like six different animals. Have them practice the movements for each of the animals on your cube. (Rabbit: leaping; monkey: scratching under arms and saying "ooh-ooh, ahh-ahh"; Elephant: swinging arms like a trunk and making trumpet sound; Bird: flapping arms like wings; Fish: palms together, weaving them in a serpentine action, saying "blub-blub"; horse: galloping/prancing and neighing).
2. Show the children the cube with the animal pictures on it, just like the ones they've practiced. Tell them that you will roll the dice and everyone (at your signal) will begin making the movement for that animal. Tell them that they must stop in place and be very quiet when they hear a certain noise (such as a whistle, a bell ring, clap, etc.). Tell them that you will be watching them. And that children who are very good at listening and stopping when you say so will get a chance to toss the cube for everyone. Practice tossing the cube, making the movements and stopping with the children.
3. Now it's time to play the whole game. Choose a child to roll the cube and say which animal is picked and what action they will do for the animal. Have everyone say the verse, then at your cue, let the children act out the animal until you tell them to stop (a bell or whistle can be used to give the start and stop signals).
4. Choose another child and repeat. If desired, you can also ask them a question about the verse after every turn or every few turns. See the Deep Down Discussion Sheet for possible questions.

**Other Option:** If children get really good at this, you can challenge them by saying the verse while they make the movement.

---

## **Bible Verse Game**

---

*intake or Response Activity to learn Bible verse*

### **Fill 'er Up**

#### **Materials**

- Bible Verse sign from the curriculum
- Deep Down Discussion Questions (optional)
- 1 Bean bag per child
- NOTE: Can also fill socks with beans and tie open end to make beanbags.
- Cardboard box or laundry basket
- Carpet squares, 1 per child

#### **Preparation**

1. Put box/basket in a central location.
2. Place carpet squares equidistant about 2' from center box/basket. These will be for the children to sit on.

#### **Learning the Verse**

Choose the whole verse or an appropriate length portion of the verse to learn. Read the verse slowly and explain it to them. A simple explanation is included on the back of the Bible Truth sign. Practice saying the verse with the children a few times.

#### **Playing the Game**

1. Have the children stand on a carpet square.
2. Tell them that they will be saying the verse, then—on your signal—they will try to throw as many of their bean bags as they can into the box/basket target in the middle.
3. As they get good at throwing their bean bags in, have the children move back their carpet squares.
4. Repeat verse before toss. If desired, you can also ask them a question about the verse after every few tosses. See the Deep Down Discussion Sheet for possible questions.

## **Bible Verse Game**

---

*intake or Response Activity to learn Bible verse*

### **Lily Pad Jump**

#### **Materials**

Bible Verse sign from the curriculum  
Deep Down Discussion Questions (optional)  
Cube-shaped cardboard box, paper, glue, marker

#### **Preparation**

Make a die out of the cardboard box as follows:

1. Cut the paper into the size of one side of the cube.
2. Use it as a pattern to make six pieces (one for each side of the cube).
3. Glue each piece of paper onto each side of the cube.
4. Write the numbers 1-6 on the each side of the cube like a die.

#### **Learning the Verse**

Choose the whole verse or an appropriate length portion of the verse to learn. Read the verse slowly and explain it to them. A simple explanation is included on the back of the Bible Truth sign. Practice saying the verse with the children a few times.

#### **Playing the Game**

1. Tell children that they will be froggies, leaping from lily pad to lily pad. Everyone will say the verse together, then you (or a very good, well-behaved listening "froggie" ) will roll the die and see how many leaps all the froggies will make before them stop.
2. Have them practice leaping. Warn them to watch out for their other froggie friends so that no one gets hurt. Practice stopping.
3. Have everyone get in froggie position. Roll die and tell them how many leaps they will leap. Say the verse together. At your signal, everyone leaps as you (or you and they) count out the number of leaps together: "1, 2, 3, stop!" etc. Repeat. If desired, you can also ask them a question about the verse after every turn or every few turns. See the Deep Down Discussion Sheet for possible questions.

---

## **Bible Verse Game**

---

*Intake or Response Activity to learn Bible verse*

### **Loud and Soft, Big and Little**

#### **Materials**

Bible Verse sign from the curriculum  
Deep Down Discussion Questions (optional)

#### **Preparation**

None.

#### **Learning the Verse**

Choose the whole verse or an appropriate length portion of the verse to learn. Read the verse slowly and explain it to them. A simple explanation is included on the back of the Bible Truth sign. Practice saying the verse with the children a few times.

#### **Playing the Game**

1. Tell the children: "Let's practice our Bible verse with a game."
2. "First let's say our verse together," (say it a couple times).
3. "Now let's see how quietly we can whisper it! Can you say it quietly like I am?" Have everyone follow your voice as it gets quiet, then loud, then medium, etc. Quiet them, then repeat. If desired, you can also ask them a question about the verse after they repeat the verse a few times. See the Deep Down Discussion Sheet for possible questions.

**NOTE:** You may find it easier for the children to follow getting louder and softer by lowering your hands when you are getting quieter and then raising your hands when you are getting louder.

## **Bible Verse Game**

---

*intake or Response Activity to learn Bible verse*

### **Freeze 'n' Say**

#### **Materials**

Bible Verse sign from the curriculum  
Deep Down Discussion Questions (optional)  
Music and CD/Tape player

#### **Preparation**

None.

#### **Learning the Verse**

Choose the whole verse or an appropriate length portion of the verse to learn. Read the verse slowly and explain it to them. A simple explanation is included on the back of the Bible Truth sign. Practice saying the verse with the children a few times.

#### **Playing the Game**

1. Play some of the music for the children. Tell them that they will move around the room as you tell them (marching, leaping, clapping, etc.) while they hear the music. They will stop and freeze in whatever position they are in when the music stops. Practice this with them.
2. When they have the concept down, add saying the verse when the music stops and they are in their frozen position.
3. After they say the verse, then tell them how you want them to move when the music starts again. You can take their suggestions for movement ideas, too.
4. Start the music up again and continue. Repeat as frequently as desired. If desired, you can also ask them a question about the verse after every turn or every few turns. See the Deep Down Discussion Sheet for possible questions.

---

## **Bible Verse Game**

---

*Intake or Response Activity to learn Bible verse*

### **Deep Down Detectives Mission Madness Practice**

#### **Materials**

Bible Verse sign from the curriculum  
Deep Down Discussion Questions (optional)  
Deep Down Detectives Theme Song and/or Bible verse song  
Detective Gear, such as a trench coat, sunglasses, and a hat

#### **Preparation**

None.

#### **Learning the Verse**

Choose the whole verse or an appropriate length portion of the verse to learn. Read the verse slowly and explain it to them. A simple explanation is included on the back of the Bible Truth sign. Practice saying the verse with the children a few times.

#### **Playing the Game**

1. Tell the children that sometimes detectives have to do all sorts of things to get answers to their questions and solve the case they are working on. In this game, they will practice some detective moves.
2. Put on the detective costume, telling the children that you will start out the game as the Chief Detective.
3. As you play the Deep Down Detectives theme song, you will lead the children in practicing one of their moves, such as swimming across a deep river. . (Other possible actions would be crawling, hand over eye looking around left and right; walking backwards, shuffling, stooping, and crawling..)
4. When the song finishes, the children will sit down and everyone will say the verse together. If desired, you can also ask them a question about the verse. See the Deep Down Discussion Sheet for possible questions.
5. Choose a child to take your place as Chief Detective. Repeat activity, choosing another detective move. Play continues as time and attention span allow.

---

## Music, Movement & Memory Activity

---

*Intake or Response Activity to learn the Big Question, Bible verse and Unit music*

### Thumping Drums

#### Materials

- CD of unit music
- Deep Down Detectives Discussion Questions (optional)
- 1 Oatmeal container/coffee can with lid per drum.
- Tape
- Popcorn, rice, beans, etc.
- Wooden spoons, dowels, unsharpened pencils, if desired, for mallets

#### How to Make

1. Tape the lid of empty oatmeal or coffee cans in place. (If want to make a snare drum, add popcorn, rice, etc. in the empty container before taping shut.)
2. Children can either tap drum with hands or you can give them 2 wooden spoons, wooden dowels or unsharpened pencils with wooden spools glue gunned to an end as mallets.

#### What to Do

1. Show the children the thumping drums. Tell them. "I'm going to say God's Word and make a joyful noise to Him with these thumping drums. Come and join me!"
2. First let's sing our Bible verse song/Big Question song/Praise Song/Hymn together (say the verse a couple of times, if using it.)
3. "Now let's make that joyful noise to the LORD!" Hand out the drums (and mallets) and let the children beat them awhile. Quiet them, then repeat.
4. If desired, you can ask the children a question related to the verse/the songs they are singing, using the Deep Down Detectives Discussion Sheet after each time (or every few times) you sing the song/say the verse.

**NOTE:** Younger children may need to sing the Bible verse/Big Question song/etc, then thump. But, as the children get older, they may be able to sing the song(s) AND thump at the same time.



---

## Music, Movement & Memory Activity

---

*Intake or Response Activity to learn the Big Question, Bible verse and Unit music*

### **Say, Spring Up and Shout**

#### **Materials**

- CD of unit music
- Deep Down Detectives Discussion Questions (optional)
- Optional: Bean bags, one per child

#### **What to Do**

1. Tell the children: "We're going to sing our Bible verse/Big Question/other song and make a joyful noise to God, crouching down like this (Crouch down). Then at the end, we're going to spring up and shout, "Amen, I agree!"
2. First let's sing our Bible verse song/Big Question song/Praise Song/Hymn together (say the verse a couple of times, if using it.)
3. "Now let's jump up and say, "AMEN! I agree!" After everyone springs up and says "Amen," quiet them, then repeat.
4. If desired, when the children get the crouching and jumping down, you might give them a bean bag to toss in the air as they spring up. Practicing tossing up in the air rather than AT others.
5. If desired, you can ask the children a question related to the verse/the songs they are singing, using the Deep Down Detectives Discussion Sheet after each time (or every few times) you sing the song/say the verse.

---

## Music, Movement & Memory Activity

---

*Intake or Response Activity to learn the Big Question, Bible verse and Unit music*

### Freeze Frame

#### Materials

- CD of unit music
- Deep Down Detectives Discussion Sheet Questions (optional)
- Some kind of fun hat or clothing for the leader to wear

#### What to Do

1. Tell the children. "I'm going to sing God's Word and make a joyful noise to Him...but I'm going to freeze in place in between songs. Come and join me!"
2. Choose one child to be the leader. Help them put on the leader hat/clothing.
3. Have the kids march around behind the leader, singing the song of your choice.
4. Have the children freeze in place when you stop the song at a random point.
5. When everyone is frozen, have the children tell you what the next word/phrase to the song.
6. If desired, you can ask the children a question related to the words or another question from the Deep Down Detectives Discussion Sheet after each time (or every few times) you freeze the song.
7. Choose another leader and play the song again, stopping on a different word from the song to highlight.

---

## Music, Movement & Memory Activity

---

*Intake or Response Activity to learn the Big Question, Bible verse and Unit music*

### Egg Shakers

#### Materials

- CD of unit music
- Deep Down Detectives Discussion Sheet (optional)
- Empty Easter eggs
- Rice, beans, buttons, pennies, popcorn, beads, small nails or bolts, etc.
- Glue and glue gun OR strong packing tape

#### How to Make

1. Fill empty Easter eggs with different small objects such as rice, beans, pennies, buttons, popcorn, beads, small nails or bolts, etc., then seal lid shut with glue gun or with packing tape. Different objects make different sounds. Different amounts of the same object make different sounds, too. The children will enjoy the variety.

#### What to Do

1. Show the children the egg shakers and tell them. "I'm going to sing our Bible verse/Big Question/other song and make a joyful noise to God with these egg shakers. Come and join me!"
2. First let's sing our Bible verse song/Big Question song/Praise Song/Hymn together (say the verse a couple of times, if using it.)
3. Hand out the egg shakers and let the children shake them a while (without singing), then quiet them.
4. Then tell them, "OK, let's try singing and shaking our eggs at the same time!" Lead the children in song and shaking.
5. If desired, you can ask the children a question related to the verse/the songs they are singing, using the Deep Down Detectives Discussion Sheet after each time (or every few times) you sing the song/say the verse.

**NOTE:** Younger children may need to sing the Bible verse/Big Question song/etc, then shake. But, as the children get older, they may be able to sing the song(s) AND shake at the same time.

---

## Music, Movement & Memory Activity

---

*Intake or Response Activity to learn the Big Question, Bible verse and Unit music*

### Jingle Bell Hands

#### Materials

- CD of unit music
- Deep Down Detectives Discussion Questions (optional)
- 1 6" piece of sturdy string
- 4 or 5 jingle bells, available in most craft shops (OR three Ball jar lid outer rings per instrument)

#### How to Make

1. Cut a piece of string about 6" long.
2. Thread 4 or 5 jingle bells onto string, securely tying each in place with a knot before adding the next one. Tie the ends together. Children can either wear these like a bracelet or can hold them in their hands. If using Ball jar lid rings, string three of these together with the same piece of string and fasten.

#### What to Do

1. Show the children the bottle shakers and tell them, "I'm going to sing our Bible verse/Big Question song and make a joyful noise to God with these bottle shakers. Come and join me! First, let's sing the Bible verse/ Big Question/etc. song together on our own (sing the song a couple of times.) Now let's make that joyful noise to the LORD!"
2. Hand out the jingle hand bells and let the children jingle them a while (without singing), then quiet them.
3. Then tell them, "OK, let's try singing and jingling at the same time!" Lead the children in singing and jingling.
4. If desired, you can ask the children a question related to the verse/the songs they are singing, using the Deep Down Detectives Discussion Sheet after each time (or every few times) you sing the song/say the verse.

**NOTE:** Younger children may need to sing the Bible verse/Big Question song/etc, then jingle. But, as the children get older, they may be able to sing the song(s) AND jingle at the same time.

---

## Music, Movement & Memory Activity

---

*Intake or Response Activity to learn the Big Question, Bible verse and Unit music*

### Big Voice, Little Voice

#### Materials

- CD of unit music
- Deep Down Detectives Discussion Questions (optional)

#### What to Do

1. Tell the children: "I'm going to sing our Bible verse/Big Question song and make a joyful noise to Him quietly and loudly! Come and join me!"
2. First let's sing our Bible verse song/Big Question song/Praise Song/Hymn together (say the verse a couple of times, if using it.)
3. "Now let's see how quietly we can whisper it! Can you sing it quietly like I am?" Have everyone follow your voice as it gets quiet, then loud, then medium, etc. Quiet them, then repeat.
4. If desired, you can ask the children a question related to the verse/the songs they are singing, using the Deep Down Detectives Discussion Sheet after each time (or every few times) you sing the song/say the verse.

**NOTE:** You may find it easier for the children to follow getting louder and softer by lowering your hands when you are getting quieter and then raising your hands when you are getting louder.

---

## Music, Movement & Memory Activity

---

*Intake or Response Activity to learn the Big Question, Bible verse and Unit music*

### Sing, Dance and Fall Down

#### Materials

- CD of unit music
- Deep Down Detectives Discussion Questions (optional)
- 1 oatmeal container/coffee can with lid per drum.
- Tape
- Popcorn, rice, beans, etc.
- Wooden spoons, dowels, unsharpened pencils, if desired, for mallets

#### How to Make

1. Tape the lid of empty oatmeal or coffee cans in place. (If want to make a snare drum, add popcorn, rice, etc. in the empty container before taping shut.)
2. Children can either tap drum with hands or you can give them 2 wooden spoons, wooden dowels or unsharpened pencils with wooden spools glue gunned to an end as mallets.

#### What to Do

1. Tell the children: "I'm going to sing our Bible verse/Big Question/etc. song and make a joyful noise to Him with my body by dancing to some music...then falling down when it stops. Come and join me!"
2. First let's sing our Bible verse song/Big Question song/Praise Song/Hymn together (say the verse a couple of times, if using it.)
3. "Now let's dance as we sing our song. Then fall down when we finish. Let's dance." Have everyone dance and sing the song. When you finish, say, "Everyone fall down!" Quiet the children, then repeat.
4. If desired, you can ask the children a question related to the verse/the songs they are singing, using the Deep Down Detectives Discussion Sheet after each time (or every few times) you sing the song/say the verse.

---

## Music, Movement & Memory Activity

---

*Intake or Response Activity to learn the Big Question, Bible verse and Unit music*

### Bottle Shakers

#### Materials

- CD of unit music
- Deep Down Detectives Discussion Questions (optional)
- 1 empty 16 oz. soda bottle per shaker
- Rice, beans, buttons, pennies, popcorn, beads, small nails or bolts, etc.
- Glue and glue gun OR strong packing tape

#### How to Make

1. Fill empty 16 oz.. soda bottles with different small objects such as rice, beans, pennies, buttons, popcorn, beads, small nails or bolts, etc.
2. Seal lid shut with glue gun or with packing tape. Different objects make different sounds. Different amounts of the same object make different sounds, too. The children will enjoy the variety.

#### What to Do

1. Show the children the bottle shakers and tell them. "I'm going to sing our Bible verse/Big Question song and make a joyful noise to God with these bottle shakers. Come and join me! First, let's sing the Bible verse/ Big Question/etc. song together on our own (sing the song a couple of times.) Now let's make that joyful noise to the LORD!"
2. Hand out the bottle shakers and let the children shake them a while (without singing), then quiet them.
3. Then tell them, "OK, let's try singing and shaking at the same time!" Lead the children in song and shaking.
4. If desired, you can ask the children a question related to the verse/the songs they are singing, using the Deep Down Detectives Discussion Sheet after each time (or every few times) you sing the song/say the verse.

**NOTE:** Younger children may need to sing the Bible verse/Big Question song/etc, then shake. But, as the children get older, they may be able to sing the song(s) AND shake at the same time.



---

## Music, Movement & Memory Activity

---

*Intake or Response Activity to learn the Big Question, Bible verse and Unit music*

### March 'n' Say

#### Materials

- CD of unit music
- Deep Down Detectives Discussion Questions (optional)
- Optional: A fun hat for the leader of the march, or for everyone in the march

#### What to Do

1. Tell them, "I'm going to say God's Word and make a joyful noise to Him by marching. Come and join me!"
2. First let's sing our Bible verse song/Big Question song/Praise Song/Hymn together (say the verse a couple of times, if using it.)
3. "Now let's march around as we sing!"
4. If desired, let the leader of the march (you the first time, then pick different children), wear a fun hat as he/she leads. Or, have hats for everyone to wear.
5. If desired, you can ask the children a question related to the verse/the songs they are singing, using the Deep Down Detectives Discussion Sheet after each time (or every few times) you sing the song/say the verse.

**NOTE:** Younger children may need to sing the Bible verse/Big Question song/etc, then thump. But, as the children get older, they may be able to sing the song(s) AND thump at the same time.

---

## Music, Movement & Memory Activity

---

*Intake or Response Activity to learn the Big Question, Bible verse and Unit music*

### Clap, Tap and Say

#### Materials

- CD of unit music
- Deep Down Detectives Discussion Questions (optional)

#### What to Do

1. Tell the children: "I'm going to sing our Bible verse/Big Question/etc. song and make a joyful noise to Him with my body by clapping and tapping. Come and join me!"
2. First let's sing our Bible verse song/Big Question song/Praise Song/Hymn together (say the verse a couple of times, if using it.)
3. "Now let's clap and tap! Can you do what I'm doing?" Have everyone follow your motions as you clap your hands, tap your head, hit your knees together, rub your belly, etc. for a while. Quiet them, then repeat. If desired, have different children think up different motions.
4. If desired, you can ask the children a question related to the verse/the songs they are singing, using the Deep Down Detectives Discussion Sheet after each time (or every few times) you sing the song/say the verse.

**NOTE:** Younger children may need to sing the Bible verse/Big Question song/etc, then clap, tap, etc. But, as the children get older, they may be able to sing the song(s) AND do the motions at the same time.

---

## Music, Movement & Memory Activity

---

*Intake or Response Activity to learn the Big Question, Bible verse and Unit music*

### Block Clappers

#### Materials

- CD of unit music
- Deep Down Detectives Discussion Questions (optional)
- 2 wooden blocks per child, preferably about 3"x 2", as found in many children's block sets

#### What to Do

1. Show the children the clapping blocks . Tell them, "I'm going to say God's Word and make a joyful noise to Him with these clapping blocks. Come and join me!
2. First let's sing our Bible verse song/Big Question song/Praise Song/Hymn together (say the verse a couple of times, if using it.)
3. Now let's make that joyful noise to the LORD!" Hand out the clapping blocks and let the children clap them a while (without singing), then quiet them.
4. Then tell them, "OK, let's try singing and block clapping at the same time!" Lead the children in song and clapping.
5. If desired, you can ask the children a question related to the verse/the songs they are singing, using the Deep Down Detectives Discussion Sheet after each time (or every few times) you sing the song/say the verse.

**NOTE:** Younger children may need to sing the Bible verse/Big Question song/etc, then clap. But, as the children get older, they may be able to sing the song(s) AND clap at the same time.

---

## Music, Movement & Memory Activity

---

*Intake or Response Activity to learn the Big Question, Bible verse and Unit music*

### Lullabies, Bells and Lions

#### Materials

- CD of unit music
- Bell
- Deep Down Detectives Discussion Questions (optional)

#### What to Do

1. Tell the children: "We're going to pretend to go to sleep as children, but wake up like an animal. Everyone sit down and let's sing our lullaby before we go to bed. When you hear the morning bell ring, you can pretend to be the animal I say until you hear the bedtime bell ring and you have to sit back down."
2. Ring the bell and say, "It's time for bed, it's time for bed! Sit down where you are, you sleepy heads!" Have all the children sit down in place. Then say, "Before we go to sleep, we have to sing our bedtime lullaby. Let's sing our Bible verse song/Big Question song/Praise Song/Hymn." Have the children sing the song with you, then tell them, "Shhh. Lay down! It's time for bed!"
3. Have all the children lay down and be very still and quiet like they are sleeping for a few minutes. Then say, "Sleeping, sleeping, look at all the sleeping children. But when the morning bell rang, they all woke up, and were lions (or whatever animal you choose) all day!"
3. All the children will get up and pretend to be the animal. After a few moments, ring the bell and say, "It's time for bed, it's time for bed! Sit down where you are, you sleepy heads!"
4. If desired, you can ask the children a question related to the verse/the songs they are singing, using the Deep Down Detectives Discussion Questions after each time (or every few times) you sing the lullaby song.

---

## Music, Movement & Memory Activity

---

*Intake or Response Activity to learn the Big Question, Bible verse and Unit music*

### **Musical Squares**

#### **Materials**

- CD of unit music
- Carpet Squares, enough for all of the children (or chairs)
- Deep Down Detectives Discussion Questions (optional)

#### **What to Do**

1. Set out the squares/chairs in a circle. Ask the children to sit down on their square/chair.
2. Tell the children they will march around behind the squares/chairs as you play the Big Question Song/Bible verse song/Hymn/Praise Song/etc. When the music stops, they are to sit down on the nearest square/chair island.
3. Play the music, sing the song as the children make swimming motion with their arms to it. Stop the music and have the children sit down on the nearest square/chair.
4. If desired, you can ask the children a question related to the verse/the songs (or the lesson concepts) they are singing, using the Deep Down Detectives Discussion Questions, after each time (or every few times) they sit down.

---

## Bible Story Review Game

---

*Response Activity to review the story and key concepts*

### Take Me Through the Tunnel

#### Materials

Bible Truth storyboard pictures and Storyboard  
Deep Down Discussion Questions  
Chairs or Table  
Sheet or blanket  
Box

#### Preparation

1. Construct a tunnel using the sheet draped over a table/chairs.
2. Put the flannelgraph figures in a box in the "tunnel."

#### Playing the Game

1. Have the children take turns crawling through the tunnel, retrieving one of the pictures.
2. When the child comes out of the tunnel, he shows the figure to the other children from them to name.
3. Have the children name the character; and, if desired, answer a question (see Deep Down Discussion Sheet) about what they did in the story.
4. Have the child stick the picture on the storyboard, gradually recreating the scene as the game progresses.

---

## Bible Story Review Game

---

*Response Activity to review the story and key concepts*

### Missing in Action

#### Materials

Bible Truth storyboard pictures and Storyboard  
Deep Down Discussion Questions

#### Preparation

1. Put all the story pictures up on the storyboard, recreating the scene from the story. .

#### Playing the Game

1. Review the story briefly, pointing to the figures on the story board background as you go. Have the children help you, if desired.
2. Tell the children that someone from the story is about to go "Missing in Action" and they have to guess who it is. Have the children cover their eyes and take one figure off the board.
3. Have the children open their eyes and figure out who is missing.
4. Put the picture back on the board. Take another picture off the board, having a child choose who will go missing in action this time.
5. If desired, you can ask the children a question related to story each time/every few times a picture is put up, using the Deep Down Discussion Sheet.

---

## Bible Story Review Game

---

*Response Activity to review the story and key concepts*

### Treasure Hunt

#### Materials

Bible Truth storyboard pictures  
Deep Down Discussion Questions  
10 small lidded plastic containers or boxes (like from a jewelry store) or wooden, hinged boxes from a craft store  
Various decorating supplies, such as fake craft jewels, glitter, glitter glue, foil paper, gold spray paint  
glue

#### Preparation

*Before playing the game, you will need to make your treasure boxes:*

1. Collect 10 small lidded plastic containers or lidded boxes (like from a jewelry store), just large enough to put the Bible story pictures in. Alternatively, you can also purchase 10 hinged wooden boxes from a craft store. These make marvelous treasure boxes.
2. Decorate each container/box with the jewels, glitter, paper, gold paint, etc to give them a “treasure-y” look.

*Right before Class:*

1. Put a Bible story picture in each container and hide them around the room.
2. You may want to review the story and the pictures before class.

#### Playing the Game

1. Tell the children that you are going on a treasure hunt and need their help finding all the treasure hidden around the room.
2. Have the children take turns finding the treasure boxes and bringing them to you.
3. Remove each picture as the box is found and ask the children review questions about the character from the Bible story. If desired, you can simply put each picture on the floor, table, or storyboard as it is found, then ask questions about the Bible story when you have collected them all. (See the Deep Down Discussion Sheet for possible questions.)
4. Remember to store your boxes after the game, keeping them for the next time you play.
5. Game continues as time allows or until you have retrieved and reviewed all the pictures and the story.



---

## Bible Story Review Game

---

*Response Activity to review the story and key concepts*

### Look Who's Coming Down the Tracks

#### Materials

- Bible Truth storyboard pictures
- Deep Down Discussion Questions
- Two shoe boxes
- 6' or so of rope
- Optional: Engineer's hat

#### Preparation

1. Make a "train" with two cars made with the two shoe boxes strung together with rope.
2. Poke a hole through the front short side of the shoe box that will be the back "car."
3. Poke a hole through the front and back short sides of the shoe box that will be the front "car."
4. Thread the rope through these holes, tying knots near the inside and outside of each to keep the car securely in place.

#### Playing the Game

1. Put a picture in each "car" of the train (out of the sight of the children). Say, "Look who's coming down the track!"
2. Hand the end of the rope to a child and have them pull it around to where the other participating children are saying "Choo! Choo! Choo! Choo!" (you can have all the children say this, just the child pulling, you and the child, etc.)
3. After the child pulls it to where the children are say, "Train, stop!"
4. Pull out the pictures, show them to the children and ask, "Who's on our train?"
5. If desired, you can ask the children a question related to the picture/story, from the Deep Down Detectives Discussion Sheet.

**Tip:** For more fun, have a train engineer's hat for the child pulling the train to wear.

---

## Bible Story Review Game

---

*Response Activity to review the story and key concepts*

### Can You Remember?

#### Materials

- 2 sets of Bible Truth storyboard pictures (Simply photo copy a second black & white set from the originals)
- Deep Down Discussion Questions
- Index Cards

#### Preparation

1. Attach the storyboard pictures to index cards, making sure that the pictures are completely covered by the cards.
2. Scramble the order of pictures and set face down on the floor or table.

#### Playing the Game

1. Have the children take turns trying to make matches by choosing and turning over two pictures at a time.
2. If the pictures match, they are removed from the floor and one is placed on the storyboard. Have the children identify the pictures as they are added to the board. If they do not match, they are turned over face down again and someone else gets to try.
3. If desired, you may also want to ask the children a question about the picture/the story as a match is made, using the Deep Down Discussion Sheet for suggestions.
4. Continue until all the matches are made and all pictures are up on the storyboard, recreating the story picture.

---

## Bible Story Review Game

---

*Response Activity to review the story and key concepts*

### **Clothespin Line Up and Drop**

#### **Materials**

Bible Truth storyboard pictures  
Deep Down Discussion Questions  
Rope  
Clothespins, the hinged type  
Shoe box  
Tape

#### **Preparation**

1. Attach a spring-type clothespin to some of the laminated storyboard pictures and put them in a shoe box with the lid taped on one side like a hinge and with a hole in the top.
2. Hang up a short rope (in an out-of-traffic-flow location) between two chairs.

#### **Playing the Game**

1. Open the shoe box and say, "It's time to say hello to our story friends!"
2. Pull the pictures out one at a time, saying "Hello, so-and-so, each time you pick up a picture and clip them to the rope.
3. When all are pinned up say, "It's time to say goodbye to so-and-so." Can you find so-and-so?" Then have the child point out the right figure on the clothesline, take it off the rope, reattaching the clothespin and handing it to the child. If desired, you may also want to ask the children a question about the picture/the story as the picture is identified, using the Deep Down Discussion Sheet for suggestions.
4. Have a container/bucket/shoe box and say, "Say, goodbye!" letting the child drop the clothespin in the bucket and put the picture through the slot in the shoe box.

---

## Bible Story Review Game

---

*Response Activity to review the story and key concepts*

### Deep Down Detectives Clue Hunt

#### Materials

- Bible Truth storyboard pictures
- Deep Down Discussion Questions
- Variety of interesting items that have one or more places to hide a storyboard picture
- Detective Hat
- 4 False Clues (included on the next page)
- CD Player and Deep Down Detectives Theme Song

#### Preparation

1. Collect a variety of interesting items, that some way to hide a picture, such as an old box with a lid, wallet, purse, clothing with pockets, a book, etc. If your items have MORE than one place to hide things, that is even better.
2. Cut out/Print out the false clue pictures included with the game.
3. Hide each story picture inside one of the items.
4. Set out the items for the children to see, telling them that each of them have an important clue in them. Most of them are from the story, but a few are not. Tell them that it is the job of the Deep Down Detectives to find the hidden clues and decide if they belong in the story or not.

#### Playing the Game


1. Have the children line up. Play the Deep Down Detectives Theme Song and lead the children in marching around the room and then back to their places to sit down as it ends. (This is merely an energy-release tactic). Have the children take turns choosing an item, finding the clue you have hidden within it. Have the child/the class decide if the clue belongs in the story or not. If it belongs in the story, have them tell how, or, you could ask the children a question about the picture, using the Deep Down Discussion Sheet for suggestions.
2. Continue until all the clues have been found.
3. If desired, you can have the child who will choose the next clue to lead the class in marching to theme song before they choose their clue.

## Bible Story Review Game

*Response Activity to review the story and key concepts*

### Deep Down Detectives Clue Hunt, continued

**False Clues (use as many as you want)**



---

## Bible Story Review Game

---

*Response Activity to review the story and key concepts*

### Run to the Grocery Store

#### Materials

Bible Truth storyboard pictures  
Deep Down Discussion Questions  
Grocery bag or kid's grocery cart  
Empty food cartons

#### Preparation

1. Put a clue inside each food container.
2. Set out the containers on a table or shelf at one end of the room.
3. Set up the story board at the other end, with the shopping cart or bag.

#### Playing the Game

1. Have the children assemble near the storyboard.
2. Have them take turns pushing the grocery cart/carrying the grocery bag to the other end of the room and choosing a food item. If desired, tell the children which food item you want them to pick out each time.
3. When the child returns with the food, have them open the container and pull out the picture. If desired, you may also want to ask the children a question about the picture/the story as the picture is identified, using the Deep Down Discussion Sheet for suggestions.
4. Ask the class what the picture is, then add it to the story board, gradually reproducing the story.

---

## Bible Story Review Game

---

*Response Activity to review the story and key concepts*

### Who's in the Basket?

#### Materials

Bible Truth storyboard pictures  
Deep Down Discussion Questions  
Blanket  
Basket

#### Preparation

None.

#### Playing the Game

1. Hide one of the pictures in the basket and cover it up with the blanket.
2. Ask the children: "Who's in the basket? Would you like to look?" Have chose a child to take off the blanket and pull out the picture to show the rest of the children. Say: "Look! It's -----" The children or you or you and the children can answer with who it is. For more fun, have a little song like "Pop! Goes the Weasel" you hum each time before the child pulls the blanket off Or, just count "1, 2, 3, GO!" and pull the blanket off quickly. If desired, you may also want to ask the children a question about the picture/the story as the picture is identified, using the Deep Down Discussion Sheet for suggestions.
3. Repeat as frequently as desired.

---

## Bible Story Review Game

---

*Response Activity to review the story and key concepts*

### Going Fishing

#### Materials

Bible Truth storyboard pictures  
Deep Down Discussion Questions  
One long wooden dowel, yardstick, etc. per fishing pole  
Yarn  
Paper clip per fishing pole  
Rope  
Two chairs  
Blanket  
Box/bucket/container  
Bucket

#### Preparation

1. Make fishing poles out of long wooden dowels, yardsticks, etc with a piece of yarn for fishing line and a paper clip for a hook.
2. Attach a picture to the end of each pole.
3. Tie a rope between two chairs and drape a piece of cloth or a blanket over the rope. Lay the poles against the blanket so that the tips and the fishing line drape over the other side and drop down into a bucket/box on the other side.
4. Place other bucket on the side the children and the ends of the fishing rods are. This will be the "holding tank" for the fish when they are caught.

#### Playing the Game

1. Ask the children, "Would you like to go fishing in my pond today?"
2. "Let's see what you'll catch." The child chooses one of the poles, pulls it up and see what's on the end.
3. Say "Looks like you've caught a big one! Pull it out!"
4. As the child pulls up the fishing rod and reveals what is on the end, ask the children, "Who did you catch?" If desired, you may also want to ask the children a question about the picture/the story as each "fish" is caught, using the Deep Down Discussion Sheet for suggestions.
5. Have the child put the "fish" in the holding tank.
6. If desired, when all the fish are caught, take them out of the holding tank and review the "catch of the day."



## Bible Story Review Game

---

*Response Activity to review the story and key concepts*

### Pony Express

#### Materials

Bible Truth storyboard pictures  
Deep Down Discussion Questions  
Small manila envelopes, one per flannel graph figure  
Kid's small backpack or a tote bag with a strap  
Basket  
Cowboy hat  
Stick horse or a broom

#### Preparation

1. Tell the children that long ago cowboys used to pick up the mail, put it in their bags and ride it fast from town to town on their horses. This was called the Pony Express. Today, they will practice riding for the Pony Express and bring the mail back to the class.

#### Playing the Game

1. Show the children how to ride the stick horse down to the other end, pick up a piece of mail from the basket, put it in their bag, then ride it back to the class. Take the envelope out of the bag and open it, showing them the picture inside. Ask the children who/what the picture is and then put it on the storyboard. If desired, you may also want to ask the children a question about the picture/the story as the picture is identified, using the Deep Down Discussion Sheet for suggestions.
2. Have the children take turns riding the Pony Express, each time adding the new figure to the storyboard until the story is recreated on it.

---

## Bible Story Review Game

---

*Response Activity to review the story and key concepts*

### Who's Inside?

#### Materials

- Bible Truth storyboard pictures (and/or other objects that remind you of things from the story)
- Deep Down Discussion Questions
- 10 different containers with lids

#### Preparation

1. Put in various pictures/objects in each container and shut.
2. Line up all the containers or put them in a big bag, such as a trash bag.

#### Playing the Game

1. Have 10 different sized/colored lidded containers with shaded sides, all big enough to fit the laminated pictures or other objects from the story or concept. Have the children take turns choosing a container (from the bag) and opening it. Each time ask: "Who's inside?" Child/children/you/you and children can answer together. If desired, you may also want to ask the children a question about the picture/the story as each picture/object is identified using the Deep Down Discussion Sheet for suggestions.
2. Repeat.

## Bible Story Review Game

---

*Response Activity to review the story and key concepts*

### Fix Up the Mix Up

#### Materials

Bible Truth storyboard pictures  
Deep Down Discussion Questions

#### Preparation

None.

#### Playing the Game

1. Take all the Storyboard pictures and mix them up in a pile in front of the children.
2. Tell them that the story pictures are all mixed up and you need help fixing them up again.
3. Let the children take turns picking a picture out of the pile and re-constructing the story on the storyboard. If desired, you may also want to ask the children a question about the picture/the story as each picture/object is identified using the Deep Down Discussion Sheet for suggestions.

# **DEEP DOWN DETECTIVES**

**Curriculum Resources**



**Appendix C:  
Crafts and Take Home Sheets**



Index of Crafts and Take Home Sheets

|  |     |
|--|-----|
| <b>Unit 6, Bible Truth 1:</b>                            |     |
| Coloring Sheet/Take Home Sheets                          | 179 |
| Big Question 5 Bible Story and Key Concepts to Take Home | 185 |
| Extra Crafts 1-3   | 193 |
| <b>Unit 6, Bible Truth 2:</b>                            |     |
| Coloring Sheet/Take Home Sheets                          | 199 |
| Big Question 5 Bible Story and Key Concepts to Take Home | 205 |
| Extra Crafts 1-3   | 215 |

**CAN YOU GUESS BIBLE TRUTH I:**

**How Did Bad Things Come to God's Good World?**

**Bad Things Came through Sin...**



**When \_\_\_\_ and \_\_\_\_ chose to  
disobey God!**

**HINT: What are the names of the first people God made?**

# Deep Down Detective Devotion: Unit 6, Bible Truth 1, Lesson 1



**Big Question 6:** How Did Bad Things Come to God's Good World?

**Answer:** Bad Things Came through Sin... When Adam and Eve Chose to Disobey God!

## Bible Truth 1 Meaning

God made the world good. He gave Adam and Eve good laws to live by, so that they would live happily with Him forever. God warned Adam and Eve that terrible things would happen if they disobeyed Him and His good laws. At first, Adam and Eve wanted to obey God. They loved knowing Him and living His way. But then, Satan, God's enemy, came to Adam and Eve. He lied to them and tempted them to disobey God... and they did! Adam and Eve thought their lives would be better when they disobeyed God, but they were wrong. NOTHING good came from disobeying God, but only the sad things God warned them would happen. And happen, they did! A terrible change happened in their spirits. They no longer enjoyed the same special closeness with God that they first had with Him. They didn't love each other in the same way, either. They became afraid and selfish and rebellious. Something happened in their bodies, too. Now, they hurt and got sick. One day, they would die. God is good and just. He hates sin. Adam and Eve now deserved His punishment and death. How very sad! But God isn't ONLY just. He is also very, very merciful. He treats us better than we deserve. God promised that one day He would send a Savior to put an end to Satan, sin, and death. He would save people from their sins. That Savior was Jesus! Through faith in Him, we can be forgiven our sins and have special closeness with God. Thank You, God!

## How do I know this is true? The Bible tells me so!

"The LORD God commanded the man, 'You are free to eat from any tree in the garden; but...you must not eat from the tree of the knowledge of good and evil, for when you eat of it... you will surely die.' ... [Eve] too some [fruit] and ate it. She also gave some to her husband, who was with her, and he ate it. Then the eyes of them both were opened... 'Because you... ate from the tree, you must not eat, cursed is the ground because of you... By the sweat of the brow you will eat until you return to the ground.'" --Genesis 2:16; 3:6,7,17,19, NIV 1984

## Some Questions for You

1. Why did God give Adam and Eve rules to live by? *So they would live happily ever after.*
2. Did Adam and Eve want to obey God and live in special closeness with Him? *Yes, they did, before they disobeyed.*
3. *What did Satan tempt Adam and Eve to do? To disobey God.*
4. Did anything good come from disobeying God? *No. Only the terrible things God told them would happen.*
5. What happened in Adam and Eve's hearts when they disobeyed God? *They no longer had special closeness with Him. They became afraid, selfish and rebellious (wanted to disobey).*
6. What happened in Adam and Eve's bodies when they disobeyed God? *They began to get sick. One day they would die.*
7. What did Adam and Eve deserve from God after they disobeyed Him? *His fair punishment.*
8. What kind promise did God give Adam and Eve? *To one day send Jesus to put an end to Satan and save people from their sins. To give them special closeness with God again.*

## Let's Pray!

- A** We praise You, God, for being holy and just. You hate sin and are fair to punish us for how we have disobeyed You and Your good laws.
- C** Adam and Eve chose to disobey Your good laws, long ago. We have chosen to disobey You many times, too. We want to say sorry to You for choosing to disobey You and ask that You would forgive us.
- T** Thank You, God, for sending Jesus to save us when we should only get punishment for disobeying You. You. Thank You for promising to forgive the sins of all who turn away from disobeying You and trust in Jesus as their Savior.
- S** When we are tempted to sin, help us to choose to obey You. Work in our hearts. Help us to turn away from disobeying You and trust in Jesus as our Savior. Save us from Your punishment for sins. We want to get to love You and enjoy You forever. In Jesus' name we pray, Amen.

## Let's Sing about What We're Learning!

**Big Q & A 6 Song** (adapted version of "Frere Jacques?") from Deep Down Detectives NIV Songs 6, track 12

|                           |                              |
|---------------------------|------------------------------|
| How did bad things,       | Bad things came through sin, |
| How did bad things,       | Bad things came through sin, |
| Come to God's good world? | That's how bad things came,  |
| Come to God's good world? | That's how bad things came.  |

## Big Question 5 Action Rhyme Song

from Deep Down Detectives NIV Songs 5, track 13

### Refrain

Bad things, bad things,  
How did bad things come to  
God's good world?  
Bad things, bad things,  
Bad things came through sin.

### Verse 1

Sin is saying "no" to God,  
When we should say, "Yes,"  
Satan said "no" to God,  
And so began the  
me-ee-me-ee-ess. Refrain

### Verse 2:


Adam and Eve said "no" to God,  
And so sin came to men,  
It spread to all of God's good world,  
And down to their children-ee-en-ee-en.  
Refrain

### Verse 3:

We all deserve God's punishment,  
Death is the wages of sin,  
But there's eternal life through Jesus Christ,  
For all who believe in Him-ee-im-ee-im.  
Refrain



**"The LORD God commanded the man, "You are free to eat from any tree in the garden; but...you must not eat from the tree of the knowledge of good and evil, for when you eat of it... you will surely die."**



**[Eve] too some [fruit] and ate it. She also gave some to her husband, who was with her, and he ate it. Then the eyes of them both were opened... 'Because you... ate from the tree, you must not eat, cursed is the ground because of you... By the sweat of the brow you will eat until you return to the ground.'" Genesis 2:16; 3:6,7,17,19, NIV 1984**



## Deep Down Detective Devotion: Unit 6, Bible Truth 1, Lesson 2



**Big Question 6:** How Did Bad Things Come to God's Good World?

**Answer:** Bad Things Came through Sin... When Adam and Eve Chose to Disobey God!

**How do I know this is true? The Bible tells me so!**

"The LORD God commanded the man, 'You are free to eat from any tree in the garden; but...you must not eat from the tree of the knowledge of good and evil, for when you eat of it... you will surely die.' ... [Eve] took some [fruit] and ate it. She also gave some to her husband, who was with her, and he ate it. Then the eyes of them both were opened... 'Because you... ate from the tree, you must not eat, cursed is the ground because of you... By the sweat of the brow you will eat until you return to the ground.'" --Genesis 2:16; 3:6,7,17,19, NIV 1984

**Learn a Little:** "The LORD God commanded the man, 'You must not eat from the tree of the knowledge of good and evil, for when you eat of it... you will surely die.'"

**Meaning**

How sad it was when Adam and Eve disobeyed God! How sad that sin came into the world. Praise God for sending Jesus to save all who turn away from their sins and trust in Him as their Savior!

**Some Questions for You**

1. What did the LORD tell Adam and Eve they were free to eat? *From any tree in the garden, except one.*
2. What did the LORD warn them would happen if they did eat from the Tree of the Knowledge of Good and Evil? *They would surely die.*
3. What happened when Adam and Eve ate from that one tree? *Sin came into the world. Their lives and all of the rest of God's good world was under the curse of sin and death.*
4. Who did God promise to send to do for them? *Send a Savior to crush their enemy, Satan. Jesus!*
5. How can we be saved from God's punishment we deserve for our sins? *By turning away from our sins and trusting in Jesus as our Savior. God, Himself, has provided us with a Savior! How merciful He is to us!*

**Let's Pray!**

- A** We praise You, God, for being holy and just. You hate sin and are fair to punish us for how we have disobeyed You and Your good laws.
- C** Adam and Eve chose to disobey Your good laws, long ago. We have chosen to disobey You many times, too. We want to say sorry to You for choosing to disobey You and ask that You would forgive us.
- T** Thank You, God, for sending Jesus to save us when we should only get punishment for disobeying You. You. Thank You for promising to forgive the sins of all who turn away from disobeying You and trust in Jesus as their Savior.
- S** When we are tempted to sin, help us to choose to obey You. Work in our hearts. Help us to turn away from disobeying You and trust in Jesus as our Savior. Save us from Your punishment for sins. We want to get to love You and enjoy You forever. In Jesus' name we pray, Amen.

**Let's Sing Our Bible Verse!**

**You Must Not Eat, Eat, Eat: Genesis 2,3** from Deep Down Detectives NIV Songs 5, track 18

*"Gather around, children. I have a story to tell you about Adam and Eve, back in the beginning of the world."*

The LORD God commanded the man:

"Oh, you are free, free, free, to eat, eat, eat,  
From any tree, tree, tree in the garden,  
But you must not eat from the tree, tree, tree,  
Of the knowledge of good and evil.

*For when you eat of it... you will surely die.  
But did Adam and Eve obey God? No! They did not!*

Eve took some fruit, fruit, fruit and ate, ate, ate,  
She also gave, gave, gave some to her husband.  
And he ate, ate, ate, ate, ate,  
He ate, ate it,  
Then the eyes of them both were opened.

*Go to the Deep Down Detectives Parent Resources for Unit 6 to get the Bible story and many more resources and songs for this unit at [praisefactory.org](http://praisefactory.org)*


*Oh, no! What did God do then? Well, God told Adam:*

Because you ate, ate, ate, from the tree, tree, tree,  
From the tree, tree, tree you must not eat.  
Cursed is the ground, because of you,  
By the sweat of your brow you'll eat,  
'Til you return to the ground.

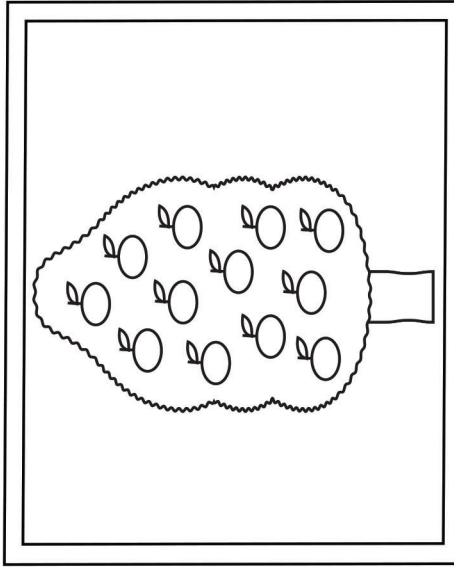
*What a sad, sad day! is that the end? Well, it could have been, but...God is so rich in mercy that he gave them a wonderful promise of hope that day.*

He promised them, them, them, to send, send, send,  
A Savior to save them from their sins.  
The Lord Jesus Christ, to bring eternal life,  
To all who repent and believe in Him.  
Thank God for sending Jesus! Amen!  
Genesis Two and Three.


Which four of these clues belong in our story? Which two do not? Put an X in the boxes of the four that belong.


☐


A Serpent


☐

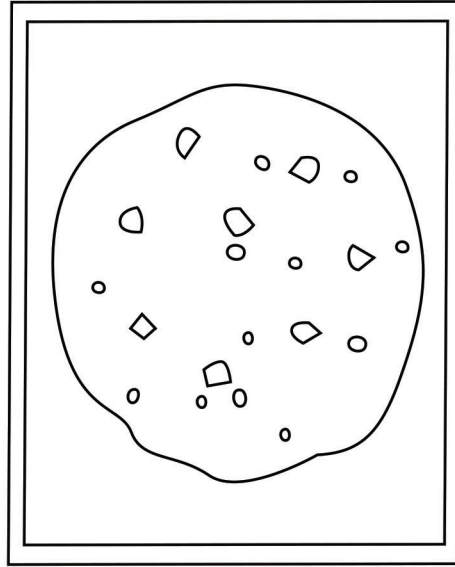
A Tree


☐

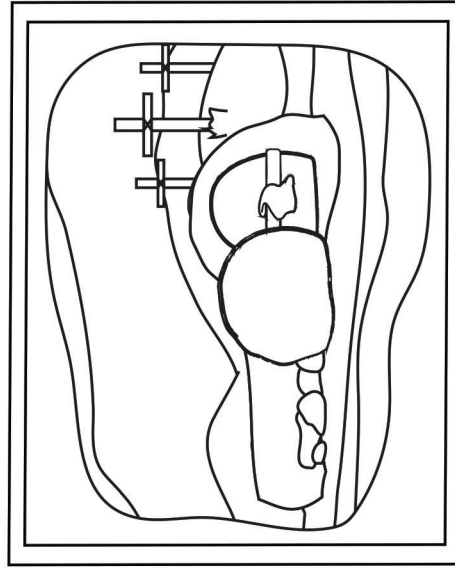
A Spaceship


☐

A Savior


☐

A Cookie


☐

A Grave

The serpent, tree, Savior and grave belong. The spaceship and the cookie do not.

DDD 6.1 L3 Coloring Sheet/Take Home pg.1

## Deep Down Detective Devotion: Unit 6, Bible Truth 1, Lesson 3



**Big Question 6:** How Did Bad Things Come to God's Good World?

**Answer:** Bad Things Came through Sin... When Adam and Eve Chose to Disobey God!

### Bible Truth 1 Meaning

God made the world good. He gave Adam and Eve good laws to live by, so that they would live happily with Him forever. God warned Adam and Eve that terrible things would happen if they disobeyed Him and His good laws. At first, Adam and Eve wanted to obey God. They loved knowing Him and living His way. But then, Satan, God's enemy, came to Adam and Eve. He lied to them and tempted them to disobey God... and they did! Adam and Eve thought their lives would be better when they disobeyed God, but they were wrong. NOTHING good came from disobeying God, but only the sad things God warned them would happen. And happen, they did! A terrible change happened in their spirits. They no longer enjoyed the same special closeness with God that they first had with Him. They didn't love each other in the same way, either. They became afraid and selfish and rebellious. Something happened in their bodies, too. Now, they hurt and got sick. One day, they would die. God is good and just. He hates sin. Adam and Eve now deserved His punishment and death. How very sad! But God isn't ONLY just. He is also very, very merciful. He treats us better than we deserve. God promised that one day He would send a Savior to put an end to Satan, sin, and death. He would save people from their sins. That Savior was Jesus! Through faith in Him, we can be forgiven our sins and have special closeness with God. Thank You, God!

### How do I know this is true? The Bible tells me so!

"The LORD God commanded the man, 'You are free to eat from any tree in the garden; but...you must not eat from the tree of the knowledge of good and evil, for when you eat of it... you will surely die.' ... [Eve] too some [fruit] and ate it. She also gave some to her husband, who was with her, and he ate it. Then the eyes of them both were opened... 'Because you... ate from the tree, you must not eat, cursed is the ground because of you... By the sweat of the brow you will eat until you return to the ground.'" --Genesis 2:16; 3:6,7,17,19, NIV 1984

### Some Questions for You

1. What were the trees like in the Garden of Eden? *They were beautiful and had yummy fruit.*
2. What was special about the Tree of Life? *Through it, God offered life that went on and on and on.*
3. What was special about the Tree of Knowing What Is Good and Evil? *It was the only tree they were not to eat from. If they did, they would die.*
4. Who hated God and His good plan? *Satan.*
5. What did Satan want to get Adam and Eve to do? *Disobey God and break their special closeness with Him.*
6. Who did Satan tell Adam and Eve they would be like if they ate from the Tree of Knowing What Is Good and Evil? *God.*
7. Did good things or bad things happen to Adam and Eve when they ate the fruit? *Bad things.*
8. God punished Adam and Eve for disobeying Him, but He also kindly promised to send someone to save them. Who did He promise to send? *Jesus.*
9. How can we be saved from the punishment we deserve for our sins? *By turning away from our sins and trusting in Jesus as our Savior.*

### Let's Pray!

- A** We praise You, God, for being holy and just. You hate sin and are fair to punish us for how we have disobeyed You and Your good laws.
- C** Adam and Eve chose to disobey Your good laws, long ago. We have chosen to disobey You many times, too. We want to say sorry to You for choosing to disobey You and ask that You would forgive us.
- T** Thank You, God, for sending Jesus to save us when we should only get punishment for disobeying You. You. Thank You for promising to forgive the sins of all who turn away from disobeying You and trust in Jesus as their Savior.
- S** When we are tempted to sin, help us to choose to obey You. Work in our hearts. Help us to turn away from disobeying You and trust in Jesus as our Savior. Save us from Your punishment for sins. We want to get to love You and enjoy You forever. In Jesus' name we pray, Amen.

### Let's Praise God Right Now!

**Big Question 6 Hymn: Nothing But the Blood**  
from *Deep Down Detectives NIV Songs 6, track 15*

#### Verse 1

What can wash away my sin?  
Nothing but the blood of Jesus!  
What can make me whole again?  
Nothing but the blood of Jesus.

#### Verse 2

For my pardon this I see,  
Nothing but the blood of Jesus!  
For my cleansing, this my plea,  
Nothing but the blood of Jesus.

**Big Question 6 Praise Song: I Will Sing of the Mercies**


from *Deep Down Detectives NIV Songs 6, track 16*

#### Refrain

I will sing of the mercies of  
the Lord forever,  
I will sing, I will sing,  
I will sing of the mercies of  
the Lord forever,  
I will sing of the mercies of the Lord.

With my mouth will I make known  
Thy faithfulness, Thy faithfulness,  
With my mouth will I make known  
Thy faithfulness to all generations.

Go to the *Deep Down Detectives Parent Resources for Unit 6* to get the Bible story and many more resources and songs for this unit at [praisefactory.org](http://praisefactory.org)

**Deep Down Devotions: Unit 6, Bible Truth 1 Story Concepts****P.1****The Case of the Terrible, Terrible Day***Genesis 2,3*

Dear Parents,

**Big Question #6 is:** "How Did Bad Things Come to God's Good World?" Your child is learning that "Bad Things Came through Sin...When Adam and Eve Chose to Disobey God!"

Here's a copy of the Bible story they are learning along with the "Listening Assignment" for each lesson. These assignments provide a different teaching emphasis for each lesson, helping the children dig deeper into each Bible truth. They match up with your child's take home for each lesson. We hope that these resources help your family to dig down deeper into the truths of God's Word!" Happy digging!

•many more resources for this Big Question can be found online at [www.praisefactory.org](http://www.praisefactory.org)•

**Listening Assignments**

**"Hey, Kids! Detective Dan, here. Listen carefully to the story and help me answer these questions:**

**Detective Dan's Lesson #1 Listening Assignment:**

I need to know:

- 1. What happened to Adam and Eve on the Terrible, Terrible Day?**
- 2. What did God promise to do to help them (and all of us)?**

**Detective Dan's Lesson #2 Listening Assignment:****Our Bible Verse is Genesis 2:16; 3:6,7,17,19, NIV 1984**

"The LORD God commanded the man, "You are free to eat from any tree in the garden; but...you must not eat from the tree of the knowledge of good and evil, for when you eat of it... you will surely die.' ... [Eve] too some [fruit] and ate it. She also gave some to her husband, who was with her, and he ate it. Then the eyes of them both were opened... 'Because you... ate from the tree, you must not eat, cursed is the ground because of you... By the sweat of the brow you will eat until you return to the ground.'"

I need to know:

- 1. What were Adam and Eve tempted to do? What happened when they gave into temptation?**
- 2. What did God promise to do to help them (and all of us)?**

**Detective Dan's Lesson #3 Listening Assignment:**I found six clues, but two of them are **NOT** in the story.

They are: a serpent; a tree; a spaceship; a Savior; a cookie; and a grave.

*Hold each of them up for the children to see as you identify them.*

I need to know:

- 1. Which four belong in the story and which two don't?**
- 2. Who needed to ask God to forgive their sins and save them?**

**Read the assignment questions, THEN SAY,**

"Ok, Deep Down Detectives! Put on your best listening ears and see if you can hear the answers to Detective Dan's questions. When I finish telling the story, we will see if we can answer all the questions."

*Read the Bible Truth story, answer questions, present the gospel and lead in prayer.*

*Answers to questions; the gospel; and, ACTS prayer are included with the story text.*

**Bible Story for Big Question 6, Bible Truth 1**

use with all THREE lessons

**P.4****The Case of the Terrible, Terrible Day***Genesis 2,3**Story with lines separating paragraphs (text in bold, optional interaction cues in italics)*

**The LORD God made a special home for Adam and Eve, the people He had created. Was it a tepee? Was it a tent? Was it a big, brick mansion?**

*What do you think?*

**No, it was none of those kinds of homes. This home was a garden: the Garden of Eden. Eden was a very special place. So special, that there has never been another place like it on earth. It was very beautiful. It was filled with many kinds of plants and trees. A river flowed through it and watered all of the beautiful plants and trees. But what made this special home best of all? It was the Perfect Wonderfulness of God's love for Adam and Eve, and their love for God and each other.**

**Eden was a lovely place to live with all of those plants and trees. But the trees were more than just lovely to look at. They were covered in deliciousness. Can you guess what God made grow on the trees?**

*Can you guess?*

**They were covered with yummy fruit! Bunches of fruit, fat, ripe, and juicy, hung from the tree branches. "Feel free to eat from any of these trees. I have put them here for you to enjoy and eat!" God told Adam and Eve.**

**And eat, Adam and Eve did! They could walk along in the garden and pluck the fruit. Their mouths would be filled with delicious sweetness and juice would drip down their chins. Yum! Yum! Yum!**

**Besides all these fruit trees for eating, God put two other trees in the garden, too.**

**These trees were not like the other trees. One was called the Tree of Life. Through it, God offered people life that went on and on and on. The other one was the Tree of Knowing Good and Evil.**

**God warned Adam and Eve about this second tree. "Do NOT eat from the Tree of Knowing Good and Evil," He told them. "Live My good way and you will forever enjoy the Perfect Wonderfulness of life with Me and with each other in this beautiful world I've made. But if you turn away from My good way and eat from this one tree, you will surely die," He promised them.**

**Oh, no! Adam and Eve did NOT want to die! They did NOT want to lose the special closeness they had with God. They did not want to lose the life God had given them with Him and each other in this beautiful, new world. No, they would NOT eat from that Tree. They would live within the good laws God had given them. God loved them and He knew what was best for them! They trusted Him.**

**So, for a while, the Perfect Wonderfulness of God's beautiful world remained. (SB6) Adam and Eve enjoyed eating from the many trees in the Garden of Eden. And, they stayed away from these two special trees God had put in the middle... especially that Tree of Knowing Good and Evil.**

**But then one day, something terrible happened. God's enemy, Satan, came. Satan (SB8) hated God and His good plan for the world. He decided to trick Adam and Eve into disobeying God. He wanted to break God's good plan. He wanted to hurt the people whom God loved.**



**Bible Story for Big Question 6, Bible Truth 1** use with all THREE lessons**P.3***Story with lines separating paragraphs (text in bold, optional interaction cues in italics)*

**Satan decided to use the serpent, one of God's creatures, to trick Adam and Eve into disobeying God. The serpent went to Adam and Eve, and Satan did his talking through him: "Did God say, 'You can't eat the fruit from ANY tree in the garden?' he asked Eve.**

**"We may eat the fruit of the trees in the garden," Eve told him, "But God said, 'Don't eat from the fruit of the tree in the middle of the garden. We shouldn't even touch it! Or we will die.'"**

**Now Satan lied to Eve. "You will not die. For God knows that when you eat that fruit you will start to know as much as He knows. He knows you will be like Him, knowing good and bad," he told her.**

**Eve listened to what Satan said. He made it seem like God was keeping something good from them. She liked to think she might be like God. That sounded better than just being a human. Maybe living within God's laws wasn't really so good after all. Maybe God hadn't given them Perfect Wonderfulness. Maybe He was keeping it from them! Should she keep trusting God?**

**Eve was tempted to believe what Satan said and disobey God. Run away, Eve, run away! Don't give in!**

**But DID Eve run away? DID she turn to Adam or to God for help?**

*What do you think she did?*

**Eve did NOT run away. She did NOT turn to Adam or to God for help. Instead, she went up to that tree and looked carefully at the fruit on the tree. 'It looks so beautiful and so yummy!' she thought. 'And best of all, it will make me wise like God!'**

**Satan watched as Eve reached out and took some of the tree's fruit. She held it and then, she ate it. Then she held some out to Adam to eat. Run away, Adam! Don't eat it! What do you think Adam did?**

*What do you think?*

**Adam did the same thing Eve had done. He took the fruit and ate it, too.**

**Satan's trick had worked! Adam and Eve had disobeyed God. Now, their wonderful, special closeness with God was broken. Now, they would die!**

**Sad changes happened in Adam and Eve as soon as they sinned. They sewed tree leaves together to cover up their bare bodies. They wanted to hide from each other. They wanted to hide from God, too. When they heard Him coming to see them, they hid among the trees. Could they keep God from seeing them?**

*What do you think?*

**No one can hide from God. He knows and sees everything. God knew exactly what had happened. "Where are you?" He asked Adam.**

**Adam answered God from his hiding place: "I heard you coming and hid from You. I was afraid for You to see me without clothes," Adam said.**

**God made Adam and Eve tell what had happened. They made excuses. They blamed others. But there was no denying the truth. The serpent had helped Satan trick them; but, they had chosen to disobey God and eat the fruit. Sin had come into God's good world. Now, many other sad and bad things would come, too.**

**Bible Story for Big Question 6, Bible Truth 1**

use with all THREE lessons

**P.4***Story with lines separating paragraphs (text in bold, optional interaction cues in italics)*

**God gave out sad punishments to the serpent and to Adam and Eve. They had all gone against His good ways. Sin had come into God's good world. Now they all faced the consequences.**

**"Serpent, I am changing what you look like," God told him. "Now you will slither along the ground on your belly the rest of your life, as the lowest of creatures. I want you to be ashamed of what you have done."**

**God told Eve the sad consequences of her sin, too: "Eve, having children will hurt now. You will have a hard time being happy obeying your husband."**

**Last of all, God gave Adam his consequences: "Adam, you will have to grow your own food now, and weeds will ruin your crops. You will have to work really hard," God told him. "You won't get to live here in the Garden anymore. You won't get to eat from the Tree of Life. Now you, and Eve, and your children after you will suffer sickness. You will grow old, and your bodies will die. Worst of all, you and Eve can't have wonderful, special closeness with Me like before. You must leave the garden and My special presence."**

**What a terrible day that was! The punishments God gave them were really hard, but Adam and Eve knew they deserved these sad consequences. God was good and His punishments were just.**

**But God was merciful that day, too. He gave them something better than they deserved. He made them a promise. He gave them HOPE. One day, He would send a Savior. He would be one of their sons. He would put an end to Satan, once and for all. Adam and Eve believed God's promise and trusted in Him. They looked forward to the day when this son would come and crush their enemy.**

**God didn't tell Adam and Eve the name of this Savior who would crush Satan, but I bet you know His name.**

*Can you tell me His name?*

**It's Jesus! And at just the right time, many, many years later, Jesus was born. And while He was a son of Adam and Eve, born by His mother, Mary, Jesus was also GOD'S SON, too. Jesus grew up to be a man and He taught about God and did amazing things. Like Adam and Eve, Satan came to tempt Him to disobey God; but UNLIKE them, Jesus did NOT sin! Instead, He lived a perfect life, then He gave it up on the cross. He suffered and died there as the perfect payment for the sins of all who trust in Him as their Savior. He took the punishment they deserved for their sins, so they wouldn't have to.**

**Jesus died and was buried in a cave-grave that sad day. Oh, no! The Savior was DEAD? Was He really any different from Adam and Eve?**

*What do you think?*

**Oh, yes, He was! For on the third day, Jesus rose up from the dead, never to die again. He had beaten sin and death for all who put their trust in Him!**

**Jesus went up to heaven in victory. From there, He is still helping God's people. He sends the Holy Spirit to live in their hearts. He prays for them. And, He is at work, completing all of God's great plans.**

**And on that wonderful day, when God's plans are completed, Jesus will come back again. He will put an end to Satan forever. Satan will be crushed, just as God promised! Then, God will make a beautiful, new world, with no sin in it, for His people to live in with Him forever. It will be even better than the beautiful garden, in that perfect world, Adam and Eve enjoyed long ago. And this time, the Perfect Wonderfulness will last forever. We can be God's people and be there, too, if we turn away from our sins and trust in Jesus as our Savior. Ask God to help you. He loves to do this!**

**Cracking the Case:** (story wrap-up for Listening Assignments)

It's time to see how we did with our Listening Assignment.

**Detective Dan's Lesson 1 Listening Assignment:**

**1. What happened to Adam and Eve on the Terrible, Terrible Day?** They disobeyed God and lost the perfect life and fellowship with God that He had given them.

**2. What did God promise to do to help them (and all of us)?** To send a Son to crush the enemy and save them.

**For You and Me:**

Adam and Eve did not know the name of the Savior God would send, but we do! It's Jesus! He came at just the right time to crush Satan and make the way for us to be saved from our sins. He can be our Savior, too, when we turn away from our sins and trust in Him as our Savior. Ask Him to help you! He loves to do this!

**Detective Dan's Lesson 2 Listening Assignment:**  
**Our Bible Verse is Genesis 2:16; 3:6,7,17,19**

"The LORD God commanded the man, 'You are free to eat from any tree in the garden; but...you must not eat from the tree of the knowledge of good and evil, for when you eat of it... you will surely die.' ... [Eve] too some [fruit] and ate it. She also gave some to her husband, who was with her, and he ate it. Then the eyes of them both were opened... 'Because you... ate from the tree, you must not eat, cursed is the ground because of you... By the sweat of the brow you will eat until you return to the ground.'"

**I need to find out:**

**1. What were Adam and Eve tempted to do? What happened when they gave into temptation?** They were tempted to disobey God and eat the fruit of the Tree of Knowing Good and Evil. They lost their perfect friendship and life with God when they disobeyed Him. This is how sin and bad things came into God's good world.

**2. What did God promise to do to help them (and all of us)?** To send a Son to crush the enemy and save them.

**For You and Me**

Adam and Eve did not know the name of the Savior God would send, but we do! It's Jesus! He came at just the right time to crush Satan and make the way for us to be saved from our sins. He can be our Savior, too, when we turn away from our sins and trust in Him as our Savior. Ask Him to help you! He loves to do this!

**Detective Dan's Lesson 3 Listening Assignment:**

Our six clues were: a serpent; a tree; a spaceship; a Savior; a cookie; and a grave.

**1. Which four belong in our story?**

The serpent, tree, Savior and grave belong.

**2. Who needed to ask God to forgive their sins and save them?** Adam and Eve did.

**For You and Me:**

Adam and Eve were not the only people who chose to disobey God and His good ways. We all have! We need a Savior, just as much as they do. Jesus can be our Savior, too, when we turn away from our sins and trust in Him as our Savior. Ask Him to help you! He loves to do this!

**The Gospel** (story wrap-up if NOT using Listening Assignments)**Our Bible Truth is:**

**How Did Bad Things Come to God's Good World?**

**Bad Things Came through Sin...**

**When Adam and Eve Chose to Disobey God!**

What a terrible thing happened when Adam and Eve sinned! How sad and lonely they were when they lost that special closeness they had with God! But how kind God was to them in promising to send them Jesus to save them from their sins one day! Jesus came and took the punishment for the sins of God's people when He suffered and died on the cross. On Day Three, Jesus rose from the dead in victory. Now, all who turn away from their sins and trust in Jesus as their Savior can be saved and get to be God's people. They deserved God's punishment, but through Jesus, their sins are forgiven. God gives them new hearts, to know and love Him. And best yet, God promises to bring them home to live with Him forever. If we turn away from our sins and trust in Jesus, God will do all of this for us, too. Ask Him to help you! He loves to answer this prayer!

*Close in prayer.*



**Closing ACTS Prayer**

- A** We praise You, God, for being holy and just. You hate sin and are fair to punish us for how we have disobeyed You and Your good laws.
- C** Adam and Eve chose to disobey Your good laws, long ago. We have chosen to disobey You many times, too. We want to say sorry to You for choosing to disobey You and ask that You would forgive us.
- T** Thank You, God, for sending Jesus to save us when we should only get punishment for disobeying You. You. Thank You for promising to forgive the sins of all who turn away from disobeying You and trust in Jesus as their Savior.
- S** When we are tempted to sin, help us to choose to obey You. Work in our hearts. Help us to turn away from disobeying You and trust in Jesus as our Savior. Save us from Your punishment for sins. We want to get to love You and enjoy You forever.

In Jesus' name we pray, Amen.

**Big Question 6, Bible Truth 1 Overview: Key Concepts****P.7****Unit 6: God, the Just and Merciful**

**Unit Big Question (and Answer):** How Did Bad Things Come to God's Good World?  
Bad Things Came through Sin!

**Unit Bible Verse:** "Sin entered the world through one man, and death through sin, and in this way death came to all men, because all sinned." Romans 5:12

**Bible Truth 1 Concept: Bad Things Came through Sin... When Adam and Eve Chose to Disobey God**

God made the world good. He gave Adam and Eve good laws to live by, so that they would live happily with Him forever. God warned Adam and Eve that terrible things would happen if they disobeyed Him and His good laws. At first, Adam and Eve wanted to obey God. They loved knowing Him and living His way. But then, Satan, God's enemy, came to Adam and Eve. He lied to them and tempted them to disobey God... and they did! Adam and Eve thought their lives would be better when they disobeyed God, but they were wrong. NOTHING good came from disobeying God, but only the sad things God warned them would happen. And happen, they did! A terrible change happened in their spirits. They no longer enjoyed the same special closeness with God that they first had with Him. They didn't love each other in the same way, either. They became afraid and selfish and rebellious. Something happened in their bodies, too. Now, they hurt and got sick. One day, they would die.

God is good and just. He hates sin. Adam and Eve now deserved His punishment and death. How very sad! But God isn't ONLY just. He is also very, very merciful. He treats us better than we deserve. God promised that one day He would send a Savior to put an end to Satan, sin, and death. He would save people from their sins. That Savior was Jesus! Through faith in Him, we can be forgiven our sins and have special closeness with God. Thank You, God!

**Bible Truth 1 Bible Verse: Genesis 2:16; 3:6,7,17,19, NIV 1984**

"The LORD God commanded the man, 'You are free to eat from any tree in the garden; but...you must not eat from the tree of the knowledge of good and evil, for when you eat of it... you will surely die.' ... [Eve] too some [fruit] and ate it. She also gave some to her husband, who was with her, and he ate it. Then the eyes of them both were opened... 'Because you... ate from the tree, you must not eat, cursed is the ground because of you... By the sweat of the brow you will eat until you return to the ground.'"

**Learn a Little:** The LORD God commanded the man, "You must not eat from the tree of the knowledge of good and evil, for when you eat of it... you will surely die."

**Meaning**

How sad it was when Adam and Eve disobeyed God! How sad that sin came into the world. Praise God for sending Jesus to save all who turn away from their sins and trust in Him as their Savior!

**Bible Truth 1 ACTS Prayer**

- A** We praise You, God, for being holy and just. You hate sin and are fair to punish us for how we have disobeyed You and Your good laws.
- C** Adam and Eve chose to disobey Your good laws, long ago. We have chosen to disobey You many times, too. We want to say sorry to You for choosing to disobey You and ask that You would forgive us.
- T** Thank You, God, for sending Jesus to save us when we should only get punishment for disobeying You. You. Thank You for promising to forgive the sins of all who turn away from disobeying You and trust in Jesus as their Savior.
- S** When we are tempted to sin, help us to choose to obey You. Work in our hearts. Help us to turn away from disobeying You and trust in Jesus as our Savior. Save us from Your punishment for sins. We want to get to love You and enjoy You forever. In Jesus' name we pray, Amen.

**Bible Truth 1 Story****The Case of the Terrible, Terrible Day**

---

## Big Question 6, Bible Truth 1 Overview: Key Concepts

---

p.8

### Songs Used in Bible Truth 1

Big Question 6 (Unit) Bible Verse Song: Sin, Sin, Sin Romans 5:12

Big Question 6 Hymn: Nothing But the Blood of Jesus, v.1

Big Question 6 Praise Song: I Will Sing of the Mercies

Bible Truth 1 Bible Verse Song: You Must Not Eat, Eat, Eat Genesis 2, 3, NIV 1984

*Bible Truth 1 Extra Bible Verse Song: For the Wages of Sin Is Death Romans 6:23*

listen to or download songs for free at <https://praisefactory.org>: Deep Down Detectives Music page

## Go and Tell Bible Truth Concept Craft

---

### Adam and Eve, Before and After Disobeying God

#### Craft Description

The children will make a booklet that reminds them of what happened when Adam and Eve chose to disobey God.

#### Materials

White cardstock or construction paper

Markers, Colored pencils, crayons

Pictures on following pages

Easter egg plastic "grass" (or little strips of green construction paper

Hay (Obtainable from craft stores in little bales) or little strips of brown construction paper

Glue

#### Preparations

1. Make a 2-sided card onto cardstock, one per child.
2. If using strips of construction paper instead of grass and weeds, cut tiny, 1/8' wide strips.
3. Set out decorating supplies

#### Introducing the Craft:

"Our Big Question is: 'How Did Bad Things Come to God's Good World? We've learned that 'Bad Things Came from Sin...When Adam and Eve Chose to Disobey God.' That's something very important to know. But many people don't know it. They need to know that we all are sinners who deserve God's punishment for our sins. They need to know that they can say sorry to God for their sins and trust Jesus to save them. So do you know what God wants us to do? He wants us to go and tell others this very important news. So today we are going to make something we can show and tell them, too. Here's what it looks like... (Hold up example of craft)."

#### Directions

1. Show children your finished craft, reading the words to them.
2. Let the children color in all of the pictures on the front and back of the card.
3. Glue the green grass around the happy Adam and Eve. Glue more grass around the tree on the inside of the card and then the hay (weeds and thorns) around the sad Adam and Eve.
4. Make sure to write each child's name on their craft.

#### Discussion


This is an especially good time to re-read the key concepts and discuss them. See the Deep Down Discussion Sheet for possible questions to talk about.

#### Craft Wrap-Up:

At the end of our time together today, you get to take home your Go and Tell crafts. And what are you going to do with them? Go and tell someone the important news you've learned today: Bad things Came through sin...when Adam and Eve disobeyed God. Don't forget to tell them, too, about God's promise to send Jesus to save everyone who says sorry to Him for their sins and trusts Him as their very own Savior. They need to hear this good news most of all!"




**God is not only just,  
He is merciful, too!**



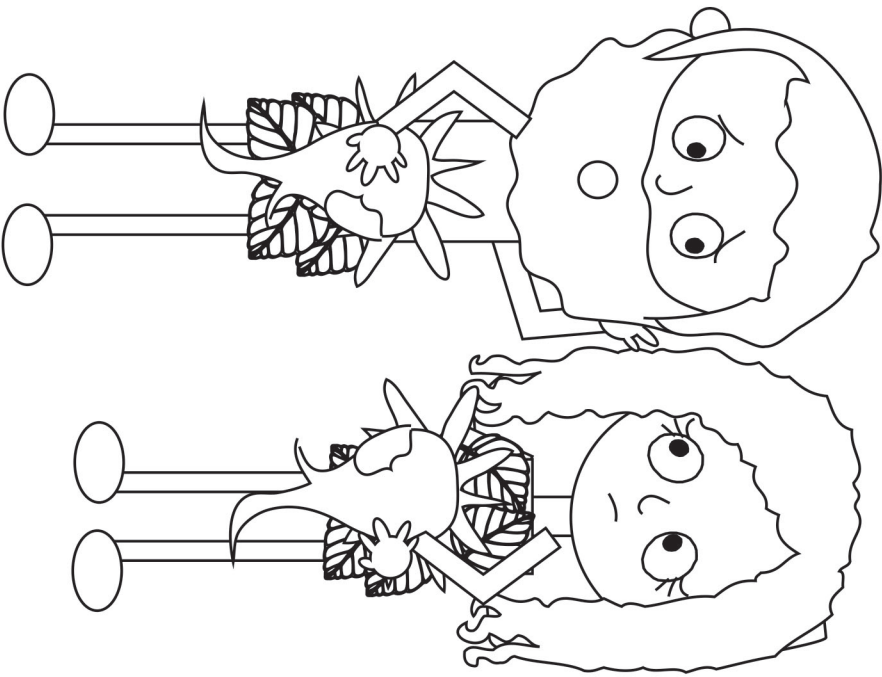
**He promised to send them a Savior  
one day. And He did! It was JESUS!**

**In the beginning,  
God made all things good...**



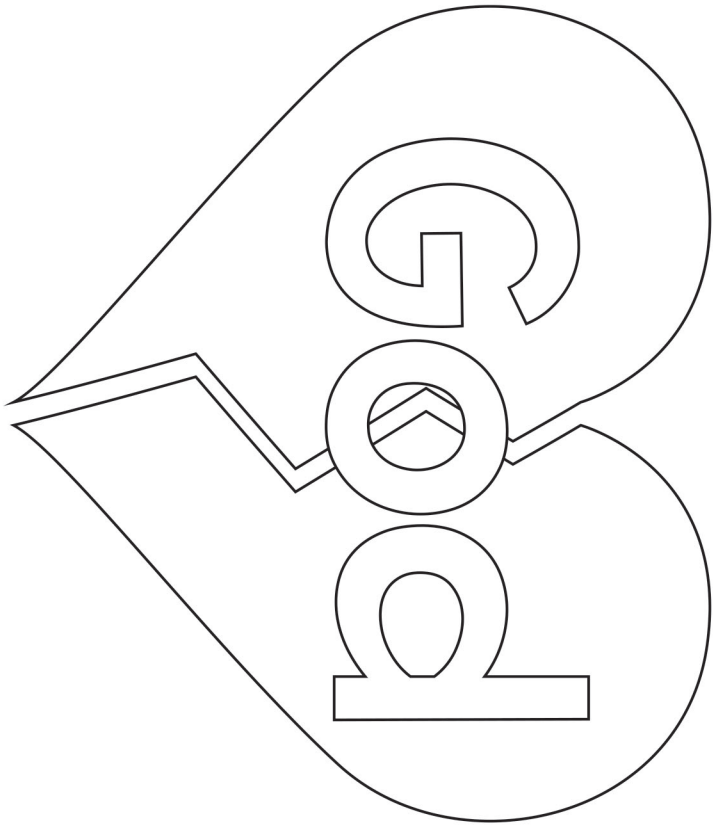
**He made people in a special way,  
with a heart to know and love Him!**

**But bad things came into God's good world,  
when Adam and Eve chose to disobey God!**




**Their sin hurt all of God's good world.**

**It broke their special closeness  
with God. How sad! !**



**But that's not the end of the story!**





**Bad Things Came through Sin...** When Adam and Eve Chose to Disobey God! What a terrible thing happened when Adam and Eve sinned! How sad and lonely they were when they lost that special closeness they had with God! But how kind God was to them in promising to send them Jesus to save them from their sins one day! Jesus came and took the punishment for the sins of all who would ever turn away from their sins and trust in Jesus as their Savior. They deserved His punishment, but through Jesus, their sins are forgiven. And God will give them all a new heart, to know and love Him when they do. And best yet, He promises to bring them home to live with Him forever when they die. If we turn away from our sins and trust in Jesus, God will do all of this for us, too. Ask Him to help you!



## The Case of the Terrible, Terrible Day Jigsaw Puzzle Page

Genesis 2,3

Make copies of picture and cut out into an appropriate number of pieces for your children.  
Or, you can print out color versions of this puzzle by downloading it from [praisefactory.org](http://praisefactory.org).

Bad Things Came through Sin...When Adam and Eve Chose to Disobey God! What a terrible thing happened when Adam and Eve sinned! How sad and lonely they were when they lost that special closeness they had with God! But how kind God was to them in promising to send them Jesus to save them from their sins one day! Jesus came and took the punishment for the sins of all who would ever turn away from their sins and trust in Jesus as their Savior. They deserved His punishment, but through Jesus, their sins are forgiven. And God will give them all a new heart, to know and love Him when they do. And best yet, He promises to bring them home to live with Him forever when they die. If we turn away from our sins and trust in Jesus, God will do all of this for us, too. Ask Him to help you!



## CAN YOU GUESS BIBLE TRUTH 2:

How Did Bad Things Come to God's Good World?

Bad Things Came through Sin...



When Sin Spread to the Whole \_\_\_\_\_!

HINT: "What's another word for "Earth"? It rhymes with "curled."

## Deep Down Detective Devotion: Unit 6, Bible Truth 2, Lesson 1



**Big Question 6:** How Did Bad Things Come to God's Good World?

**Answer:** Bad Things Came through Sin... When Sin Spread to the Whole World!

### Bible Truth 2 Meaning

Everything God created was hurt by Adam and Eve's sin. The plants did not grow such good fruit. The animals had sicknesses. Adam and Eve's sin hurt all their children, too. They were born disobeyers with sinful hearts. They deserved God's punishment for their sins, just like their parents. They would suffer sicknesses and one day they would all die. What sadness Adam and Eve passed down to their children through their sin! Guess who else are children from Adam and Eve's family? We are! That's why we get sick and one day will die. That's why we have sinful hearts that disobey God. And that's why we deserve for Him to punish our sins, too. But God is so kind and merciful to us! He sent Jesus to save all who turn away from their sins and trust in Him as their Savior. God promises to forgive their sins and put His Holy Spirit in their hearts, so they can once more have closeness with God again, right here on earth. That is good news, but the best is yet to come! Bible tells us that everything God had made looks forward to the day when Jesus will come back and get rid of sin and death forever. God's people look forward to that day most of all. That's when they will live face to face with God, enjoying all the wonderful, special closeness with God that people can have...and it will never, ever end.

### How do I know this is true? The Bible tells me so!

"The LORD looks down from heaven on the sons of men, to see if there are any who understand, any who seek God. But all have turned aside, they have together become corrupt, there is no one who does good, not even one."

--Psalm 14:2-3, NIV 1984

### Some Questions for You

1. What was hurt by Adam and Eve's sin? *Everything God created.*
2. What did the ground stop growing? *Good fruit.*
3. What happened to the creatures? *They had sicknesses.*
4. What were Adam and Eve's children born with? *Sinful hearts, just like their parents.*
5. What bad things did Adam and Eve's children do? *They disobeyed God. They hurt and killed each other.*
6. Are we children of Adam and Eve? *Yes.*
7. Do we have sinful hearts, too? *Yes, we do.*
8. Who deserves God's punishment for their sins? *We all do.*
9. Who did God send to save us from our sins? *Jesus.*
10. What does God want us to do to be saved? *Turn away from our sins and trust in Jesus as our Savior.*
11. What does all creation look forward to? *The day when sin will be gone forever and God's people will all live with Him, face to face, perfectly happy forever.*

### Let's Pray!

- A** We praise You, God, for being holy and just. You hate sin. You are fair in Your punishments for our sins against You and Your good laws.
- C** God, we know that every one of us have sinful hearts. We are no different from those people who sinned against You, long ago. We have all chosen to disobey You. We need a Savior!
- T** Thank You, God, for sending Jesus to save us, when we should only get punishment for disobeying You. Thank You for promising to forgive all who turn away from disobeying You and trust in Jesus as their own Savior.
- God, work in our hearts! Help us to turn away from disobeying You and trust in Jesus as our Savior. Help us to love You
- S** and live for You. Help us to tell others the good news of Jesus that they might be saved, too.
- In Jesus' name we pray, Amen.

### Let's Sing about What We're Learning!

**Big Q & A 6 Song** (adapted version of "Frere Jacques?") from Deep Down Detectives NIV Songs 6, track 12

|                           |                              |
|---------------------------|------------------------------|
| How did bad things,       | Bad things came through sin, |
| How did bad things,       | Bad things came through sin, |
| Come to God's good world? | That's how bad things came,  |
| Come to God's good world? | That's how bad things came.  |

### Big Question 5 Action Rhyme Song

from Deep Down Detectives NIV Songs 5, track 13

#### Refrain

Bad things, bad things,  
How did bad things come to  
God's good world?  
Bad things, bad things,  
Bad things came through sin.

#### Verse 1

Sin is saying "no" to God,  
When we should say, "Yes,"  
Satan said "no" to God,  
And so began the  
me-ee-me-ee-ess. Refrain

#### Verse 2:

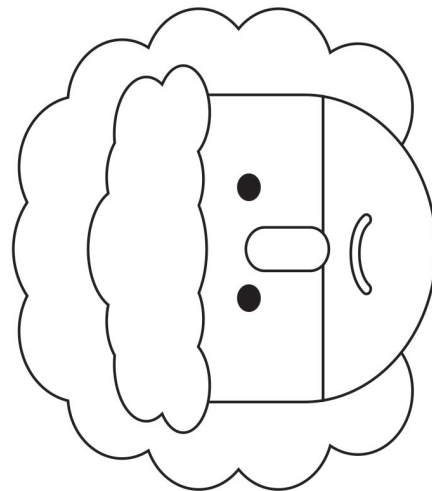
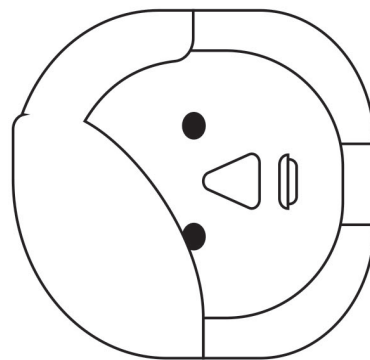
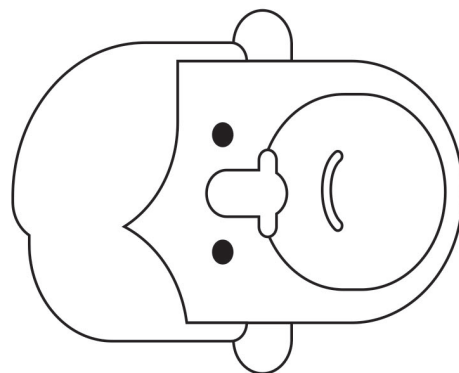

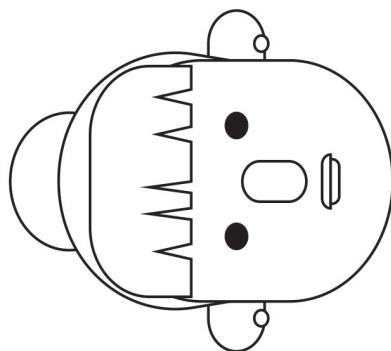
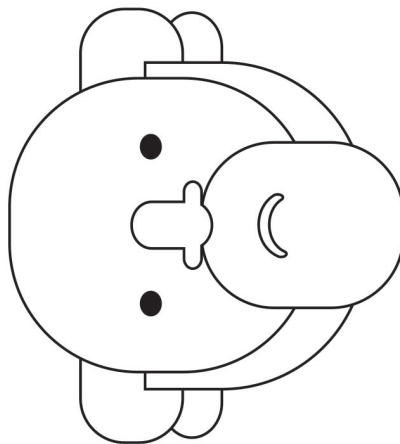
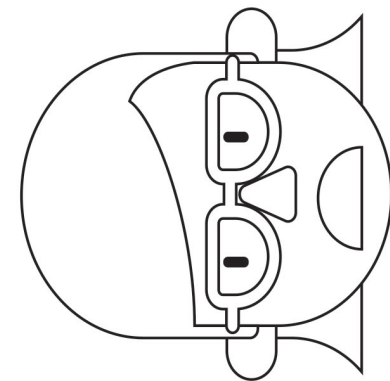
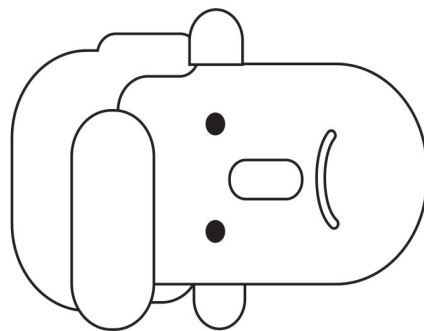
Adam and Eve said "no" to God,  
And so sin came to men,  
It spread to all of God's good world,  
And down to their children-ee-en-ee-en.  
Refrain

#### Verse 3:

We all deserve God's punishment,  
Death is the wages of sin,  
But there's eternal life through Jesus Christ,  
For all who believe in Him-ee-im-ee-im.  
Refrain

Go to the Deep Down Detectives Parent Resources for Unit 6 to get the Bible story and many more resources and songs for this unit at [praisefactory.org](http://praisefactory.org)

**"The LORD looks down from heaven on the sons of men,  
to see if there are any who understand, any who seek God.  
But all have turned aside, they have together become corrupt,  
there is no one who does good, not even one." Psalm 14:2-3**





## Deep Down Detective Devotion: Unit 6, Bible Truth 2, Lesson 2



**Big Question 6:** How Did Bad Things Come to God's Good World?

**Answer:** Bad Things Came through Sin... When Sin Spread to the Whole World!

### How do I know this is true? The Bible tells me so!

"The LORD looks down from heaven on the sons of men, to see if there are any who understand, any who seek God. But all have turned aside, they have together become corrupt, there is no one who does good, not even one."

--Psalm 14:2-3, NIV 1984

**Learn a Little:** "All have turned aside... there is no one who does good, not even one."

### Meaning

These verses tell us that God is everywhere, all the time. There is no where we can flee from God's Spirit. Everywhere we are, He is, too. God knows us inside and out. He hears all of our prayers. He will help and protect those who trust in Him, no matter where they are. He will always be guiding them according to His perfect plans.

### Some Questions for You

1. What does the LORD see when He looks down into all of our hearts? *That we are all sinners. All of us have turned away from Him and His good ways.*
2. Is there anyone who does good, like God made us in the beginning? *No, no one.*
3. Why are we all sinners? *Because we are all sons and daughters of Adam and Eve. We all have sinful hearts, just like theirs.*
4. What has God done to save sinful people? *He sent Jesus to be our Savior.*
5. How can we become God's people? *We can ask God to help us to turn away from our sins and trust in Jesus as our Savior. He loves to answer these prayers!*

### Let's Pray!


- A** We praise You, God, for being holy and just. You hate sin. You are fair in Your punishments for our sins against You and Your good laws.
- C** God, we know that every one of us have sinful hearts. We are no different from those people who sinned against You, long ago. We have all chosen to disobey You. We need a Savior!
- T** Thank You, God, for sending Jesus to save us, when we should only get punishment for disobeying You. Thank You for promising to forgive all who turn away from disobeying You and trust in Jesus as their own Savior.
- S** God, work in our hearts! Help us to turn away from disobeying You and trust in Jesus as our Savior. Help us to love You and live for You. Help us to tell others the good news of Jesus that they might be saved, too.  
In Jesus' name we pray, Amen.

### Let's Sing Our Bible Verse!


**The LORD Looks Down: Psalm 14:2-3** from *Deep Down Detectives NIV Songs 6, track 19*

The LORD looks down from heaven,  
On the sons of men,  
To see if there are any who understand,  
Any who seek God.  
But all have turned aside;  
They have together become corrupt.  
There is none who does good,  
No, not even one.  
Psalm Fourteen, two and three.

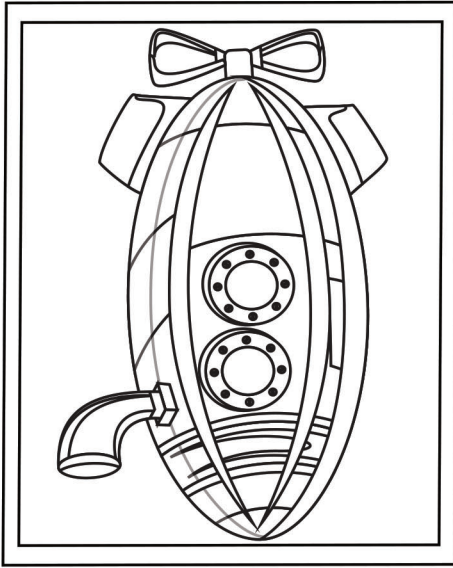
Which four of these clues belong in our story? Which two do not? Put an X in the boxes of the four that belong.


☐

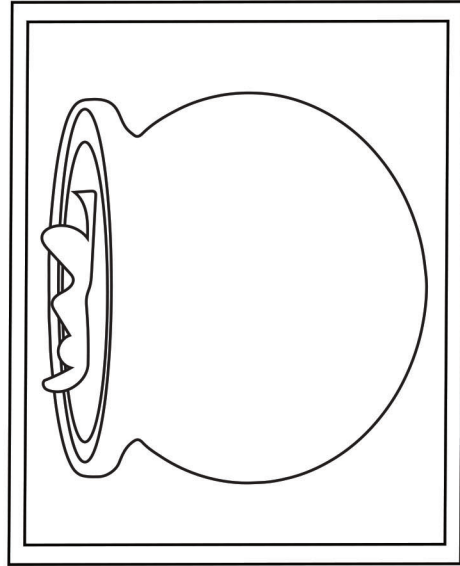
**A Kangaroo**


☐

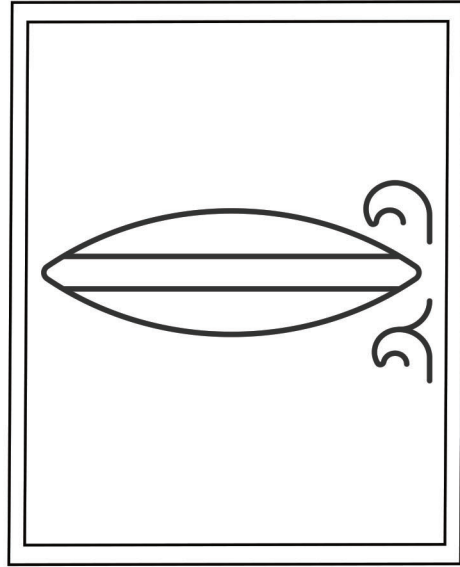
**Wood**


☐


**A Submarine**


☐

**Black, Sticky Tar**


☐

**A Surfboard**


☐

**The Wind**

Answer: The kangaroo, wood, black, sticky tar and the wind belong. The submarine and the surfboard do not.

## Deep Down Detective Devotion: Unit 6, Bible Truth 2, Lesson 3



**Big Question 6:** How Did Bad Things Come to God's Good World?

**Answer:** Bad Things Came through Sin... When Sin Spread to the Whole World!

### Bible Truth 2 Meaning

Everything God created was hurt by Adam and Eve's sin. The plants did not grow such good fruit. The animals had sicknesses. Adam and Eve's sin hurt all their children, too. They were born disobeyers with sinful hearts. They deserved God's punishment for their sins, just like their parents. They would suffer sicknesses and one day they would all die. What sadness Adam and Eve passed down to their children through their sin! Guess who else are children from Adam and Eve's family? We are! That's why we get sick and one day will die. That's why we have sinful hearts that disobey God. And that's why we deserve for Him to punish our sins, too. But God is so kind and merciful to us! He sent Jesus to save all who turn away from their sins and trust in Him as their Savior. God promises to forgive their sins and put His Holy Spirit in their hearts, so they can once more have closeness with God again, right here on earth. That is good news, but the best is yet to come! Bible tells us that everything God had made looks forward to the day when Jesus will come back and get rid of sin and death forever. God's people look forward to that day most of all. That's when they will live face to face with God, enjoying all the wonderful, special closeness with God that people can have...and it will never, ever end.

### How do I know this is true? The Bible tells me so!

"The LORD looks down from heaven on the sons of men, to see if there are any who understand, any who seek God. But all have turned aside, they have together become corrupt, there is no one who does good, not even one."--Psalm 14:2-3

### Some Questions for You

1. Were just the first animals, plants and people hurt by Adam and Eve's sin? *No. All the ones that came later were to.*
2. What were Adam and Eve's children like? Did they love God? Did they love each other? *No, they did not. They disobeyed God and they hurt each other.*
3. Did people get better or did they get worse and worse? *They got worse and worse.*
4. What did God decide to send to get rid of all the bad people? *A flood of water.*
5. Who did God save from the flood? Why? *Noah, his family, and at least 2 of every creature. Because He is kind and faithful. He didn't give up on His good plan for the world. He still would send Jesus to save people.*
6. What did Noah tell the people to do as he worked on his big boat? *He told them to say sorry to God for their sins.*
7. Did anyone turn away from their sins when they listened to Noah's warnings? *No. Not even one.*
8. What did Noah do after the big flood was over? *He made a worship gift of thanks to God.*
9. Did people stop being bad after the flood? *No. Everyone still had sinful hearts. They still sinned.*
10. Who did God send to save sinful people who trust in Him? *Jesus.*
11. How can we be saved from our sins? *By turning away from our sins and trusting in Jesus as our Savior.*

### Let's Pray!

- A** We praise You, God, for being holy and just. You hate sin. You are fair in Your punishments for our sins against You and Your good laws.
- C** God, we know that every one of us have sinful hearts. We are no different from those people who sinned against You, long ago. We have all chosen to disobey You. We need a Savior!
- T** Thank You, God, for sending Jesus to save us, when we should only get punishment for disobeying You. Thank You for promising to forgive all who turn away from disobeying You and trust in Jesus as their own Savior.
- S** God, work in our hearts! Help us to turn away from disobeying You and trust in Jesus as our Savior. Help us to love You and live for You. Help us to tell others the good news of Jesus that they might be saved, too. In Jesus' name we pray, Amen.

### Let's Praise God Right Now!

#### Big Question 6 Hymn: Nothing But the Blood

from Deep Down Detectives NIV Songs 6, track 15

##### Verse 1

What can wash away my sin?  
Nothing but the blood of Jesus!  
What can make me whole again?  
Nothing but the blood of Jesus.

##### Verse 2

For my pardon this I see,  
Nothing but the blood of Jesus!  
For my cleansing, this my plea,  
Nothing but the blood of Jesus.

#### Big Question 6 Praise Song: I Will Sing of the Mercies

from Deep Down Detectives NIV Songs 6, track 16

##### Refrain

I will sing of the mercies of  
the Lord forever,  
I will sing, I will sing,  
I will sing of the mercies of  
the Lord forever,  
I will sing of the mercies of the Lord.

With my mouth will I make known  
Thy faithfulness, Thy faithfulness,  
With my mouth will I make known  
Thy faithfulness to all generations.

**Deep Down Devotions: Unit 6, Bible Truth 2 Story Concepts****P.1****The Case of the Sadness that Didn't Stop***Genesis 4,*

Dear Parents,

**Big Question #6 is:** "How Did Bad Things Come to God's Good World?" Your child is learning that "Bad Things Came through Sin...When Sin Spread to the Whole World!"

Here's a copy of the Bible story they are learning along with the "Listening Assignment" for each lesson. These assignments provide a different teaching emphasis for each lesson, helping the children dig deeper into each Bible truth. They match up with your child's take home for each lesson. We hope that these resources help your family to dig down deeper into the truths of God's Word!" Happy digging!

•many more resources for this Big Question came be found online at [www.praisefactory.org](http://www.praisefactory.org)•

**Listening Assignments**

"Hey, Kids! Detective Dan, here. Listen carefully to the story and help me answer these questions:

**Detective Dan's Lesson #1 Listening Assignment:**

I need to find out:

- 1. Where did the sadness come from?**
- 2. Who did it spread to? Who would come to stop it one day?**

**Detective Dan's Lesson #2 Listening Assignment:**

**Our Bible Verse is Psalm 14:2-3:**

"The LORD looks down from heaven on the sons of men, to see if there are any who understand, any who seek God. But all have turned aside, they have together become corrupt, there is no one who does good, not even one."

I need to find out:

- 1. What did the LORD see in the hearts of people?**
- 2. What did they deserve? How did He show His mercy to them?**

**Detective Dan's Lesson #3 Listening Assignment:**

I found six clues, but only 4 of them are in the story.

They are: a kangaroo; wood; a submarine; black, sticky tar; a surfboard; and, the wind.

*Hold each of them up for the children to see as you identify them.*

I need to figure out:

- 1. Which four belong in our story?**
- 2. Who thanked the LORD for rescuing him and his family?**

**Read the assignment questions, THEN SAY,**

"Ok, Deep Down Detectives! Put on your best listening ears and see if you can hear the answers to Detective Dan's questions. When I finish telling the story, we will see if we can answer all the questions."

*Read the Bible Truth story, answer questions, present the gospel and lead in prayer.*

*Answers to questions; the gospel; and, ACTS prayer are included with the story text.*



**The Case of the Sadness that Didn't Stop***Genesis 4,6-9**Story with lines separating paragraphs (text in bold, optional interaction cues in italics)*

**When Adam and Eve disobeyed God, it was a very, very sad day for the whole world. EVERYTHING that God created was hurt by their sin, in some way.**

**Animals that used to live happily together, now fought each other. Plants that used to grow delicious fruit, now were spoiled with sickness and weeds. But worst of all, was what happened to people. They no longer had the wonderful, special closeness with God they had before. They didn't always live happily together anymore. They became greedy and selfish. They didn't love others the way God made them to. And now, their bodies grew old, got sick, and died.**

**It would have been bad enough if Adam and Eve's sin had only hurt themselves and the world they lived in. But their sin didn't stop there. When sin came into the world, it would hurt everything for the rest of time. Now, ALL the animals, ALL the plants, and ALL the people who would ever live in God's good world, would know the badness and brokenness of sin. (Even you and me, and our world!) The whole world, for ALL of time, would never be like it was in the beginning, when God made it so perfectly good.**

**Not only did sin stay in the world, but it spread and grew worse with time. There was more and more badness, and sadness, and brokenness, especially in people. And after a while, the whole world was filled with people disobeying God and hurting each other. It was terrible!**

**There was SOMEONE who knew how terribly sin had hurt the world, more than anyone else. Can you guess who?**

*Can you guess?*

**It was the LORD. God could see how sin hurt every part of His good world, inside and out. And what saddened Him the most, was what He could see deep inside each person's heart.**

**There used to be beautiful love for God and people in their hearts. Now, that was broken. Now, there was sin and sadness in their hearts, instead.**

**The LORD is holy. He is purely good and oh, so great. He loves good and hates sin. He hurt to see all the terrible things that had happened to the beautiful world He had made.**

**God was so merciful and patient with people, giving them time to turn back to Him. Years and years, He waited, as sin grew and grew in His good world. But at last, it was time: God would judge the whole world. He would send a flood to do away with all who refused to turn away from disobeying Him. And with them, would go all the animals, birds, and creeping things on earth. Was this the end? Would there never be people or creatures to live in God's world again?**

*What do you think?*

**Bible Story for Big Question 6, Bible Truth 2** use with all THREE lessons**P.3***Story with lines separating paragraphs (text in bold, optional interaction cues in italics)*

**God would have been fair to do that. All people had chosen to disobey God. All had sinful hearts and lives. It is right for God to punish sin. He would not be good, if He did not hate it.**

**But God isn't ONLY fair and good. He is oh, so MERCIFUL, too. Mercy is a part of love. It is treating someone better than they deserve. That is exactly how God chose to treat sinful people. And He even had woven this mercy into His good plans, BEFORE He created the world. Amazing!**

**Yes! God's good plan for His creation would go on as He planned. He would be just, but merciful, too. He would save some of all the creatures. He would save one man and his family, too. This was the only man who turned away from his sin and turned to God to love Him and obey Him. Who was this man?**

*Do you know his name?*

**That one man was a man named Noah.**

**God told Noah His plan: "I am sending a flood to wipe out everything that lives on earth, because of how sinful everyone has become. But you and your family, I will save. I will also save some of every kind of creature, too," God promised him. "After the flood, I will give the earth a new beginning for these creatures and your family. You and your sons need to build a huge, wooden boat, "an ark," to fit everyone. Fill it with food for everyone to eat. Then, I will send the flood," God told Noah.**

**A huge flood? A big boat? Thousands of creatures to feed and care for? Could it really be? Who could IMAGINE such a thing! Who could BUILD such a thing! It would have been tempting to laugh and go on with life. It didn't look like rain. The sun came up in the morning and the moon and stars at night. A flood? Really? What would Noah do? Would he believe God and obey Him?**

*What do you think Noah did?*

**Noah would take God at His word! He lived by faith. Noah loved God and believed Him. He didn't have to be able to understand God's plans for them to be true. It was enough that GOD understood. God would help Noah do everything that needed to be done. Yes, Noah believed God and he would obey. Yes, he would build the huge boat. God was pleased with Noah's faith and accepted him.**

**Off to the forests, went Noah and his sons to get wood. Chop, chop, chop. Crash! So many trees were needed! Then, hammer, hammer, hammer, they worked, and worked, and worked until the whole boat was built. It was gigantic! Last of all, they mixed up big pots of black, sticky pitch. They slathered the hot goo all over the sides of the boat. This would keep the ark free of leaks.**

**People were curious about the big boat Noah was building. Noah warned them about the flood God was sending. "Stop disobeying God and living your own, sinful way! Turn back to God and His good ways! His punishment will soon come upon those who do not," Noah told them.**

**It took long time to build that big boat. Noah kept warning people to turn to God as he worked on it. God was giving these people more time to turn to Him. But did they?**

*What do you think?*

**In all that time, no one ever turned to God. No, not even one! How very sad!**

**Bible Story for Big Question 6, Bible Truth 2** use with all THREE lessons**P.4***Story with lines separating paragraphs (text in bold, optional interaction cues in italics)*

At last, the boat was finished. Noah and his family loaded it with lots of supplies. There was food for them and for all the animals coming.

And come, those animals did! From the woods, and from the deserts. From the mountains, and the valleys. Out of their dens and nests, the animals came. A mother and father animal of every kind. And even more than two of some animals. The LORD, in His wonderful, mysterious way, had these special creatures leave their homes and travel to the boat. They all settled in the boat.

Then, last of all, Noah and his family went in the boat, too. When everyone was safe inside, the LORD, Himself, shut them in. Dark storm clouds gathered overhead, then the rain came pouring down.

Everything happened just as the LORD said it would. It rained for forty days and nights without stopping. And as it rained, the water rose higher and higher over the land. The birds, and land creatures, and all the people outside the ark were all swept away; but, inside, all were safe

Then one day, the rain stopped. Noah and his family looked outside at the world, amazed. They had never seen anything like it! There were no trees, no animals, no people, no mountains, or land to be seen. Everywhere they looked there was only water. They were so thankful to be in the boat. They were so thankful that God had saved them!

God sent a big wind that swept down over the water to dry it up. "Whoosh! Whoosh! Whoosh!" went the wind, day and night. Slowly but surely, the wind dried up the flood waters.

At last, Noah and his family could see land sticking out of the water like little bumps. More and more water dried up and went away, uncovering the hills and valleys. At last, it was time to get off the boat.

God said to Noah, "Take your family and all the animals off the boat. It's time to begin life again on the earth. Have families and fill the earth, just like Adam and Eve, and the animals did, long ago."

Noah and his family obeyed God. How wonderful it was to get off that boat and stand on dry ground again!

What would they do first? Run around and stretch their legs? Start building a new home? Go find some fresh food? Simply sit down and enjoy the sunshine and the freedom of the open air? There were so many things they wanted to do! But Noah didn't do any of those things just yet. He knew there was something else he needed to do first. Can you guess what it was?

*Can you guess?*

The first thing Noah did was to give a worship gift of thanks to God. Oh, how much he and his family had to thank Him for! God had saved their lives and given them a new start!

God made a promise to Noah and his family that day: "Never again will I destroy the whole earth with a giant flood. I'm putting a rainbow up in the sky as a reminder to you and all people of My promise."

---

*Story with lines separating paragraphs (text in bold, optional interaction cues in italics)*

---

**Then, Noah and his family began the work God gave them. They had families and began to fill the earth again. Surely, this time everything would be right! Surely this time, people would obey God as they should. Right?**

*What do you think?*

**WRONG!** You see, though Noah was a good man who loved God, he and his family still had that same, terrible sin in their hearts, just like everyone else. It wouldn't be long before the world once more would become filled with people who would choose to disobey God and not turn from their sinfulness.

---

**But, there wouldn't JUST be people who disobeyed God in the world. There would also be people, like Noah, who would fight against the sin in their hearts and put their trust in God. God would help them to turn away from sin and live for Him. God would help them to keep on trusting in the promised Savior to come. These were God's people, and He would save them.**

---

**And at just the right time, that Savior did come. It was Jesus, God's Son. He lived a perfect life. He never sinned. Then, He offered up that perfect life to God, as He suffered and died on the cross. He gave His life to pay for the sins of God's people. He made the way to bring us back to God. On the third day, Jesus rose from the dead, proving He had really beaten sin and death for God's people.**

**What an amazing plan! What amazing love! That God, in His mercy, would take the punishment for sin upon Himself to save all His people, from the beginning of time to the very end of time! Jesus can be our Savior, too, when we turn away from our sins and trust in Him as our Savior. This is how we can become God's people, too.**

**Bible Story for Big Question 6, Bible Truth 2**

use with all THREE lessons

**P.6****Cracking the Case:** (story wrap-up for Listening Assignments)

It's time to see how we did with our Listening Assignment.

**Detective Dan's Lesson 1 Listening Assignment:**

**1. Where did the sadness come from?** It came from sin that came into the world when Adam and Eve disobeyed God.

**2. Who did it spread to? Who would come to stop it one day?** It spread to all people—all of Adam and Eve's children. God would send the Savior, Jesus, to stop it one day.

**For You and Me:**

We are all Adam and Eve's children, and that means that their sin has spread all the way down to us...and all the way into our hearts. We need a Savior, just like they did. Jesus can be our Savior, when we turn away from our sins and trust in Him as our Savior. Ask Him to help you! He loves to answer this prayer!

**Detective Dan's Lesson 2 Listening Assignment: Our Bible Verse is Psalm 14:2-3:**

"The LORD looks down from heaven on the sons of men, to see if there are any who understand, any who seek God. But all have turned aside, they have together become corrupt, there is no one who does good, not even one."

**1. What did the LORD see in the hearts of people?**

He saw that they were all sinners who had chosen to disobey Him.

**2. What did they deserve? How did the LORD show His mercy to them?** They all deserved His punishment. They all deserved to be separated from Him forever. God showed them mercy by warning them through Noah to turn away from disobeying Him. And in Noah's case, God forgave him and saved him when he turned away from his sins and trusted in the LORD.

**For You and Me:**

We are all Adam and Eve's children, and that means that their sin has spread all the way down to us...and all the way into our hearts. We need a Savior, just like they did. God has warned us of the punishment we deserve for our sins. But He also offers us to save us, when we turn away from our sins and trust in Jesus as our Savior. Ask God to help you! He loves to answer this prayer!

**Detective Dan's Lesson 3 Listening Assignment:**

Our six clues were: a kangaroo; wood; a submarine; black, sticky tar; a surfboard; and, the wind.

**1. Which four belong in our story?**

The kangaroo, wood, black, stick tar and the wind all belong.

**2. Who praised the LORD for taking care of him, everywhere he went?** Noah did.

**For You and Me:**

We have so much to thank the LORD for, too. He offers to save us from so much more than a flood. He offers to save us from the punishment we rightly deserve for disobeying Him. Yes, when we turn away from our sins and trust in Jesus as our Savior, God will forgive our sins. He will make us His dearly-loved people. We will get to have closeness with Him in our hearts now, through His Holy Spirit. And one day when we die, we will get to go to live with Him forever. That will be best of all!

**The Gospel** (story wrap-up if NOT using Listening Assignments)**Our Bible Truth is:****How Did Bad Things Come to God's Good World?****Bad Things Came Through Sin...****When Sin Spread to the Whole World!**

Adam and Eve's sin spread to the whole world. None of us love God or each other as He tells us to. None of us deserve anything but God's punishment for our sins. God was kind to send Noah to warn about His coming punishment and to save Noah and his family. Noah was right to trust in God and to tell others to turn from their sins and trust in God, also.

Noah looked forward in faith to the Savior God promised to send --Jesus! Jesus lived a perfect life and took the punishment for the sins of God's people when He suffered and died on the cross. On Day Three, He rose from the dead in victory. Now, all who turn away from their sins and trust in Jesus as their Savior can be forgiven and become God's people. Ask God to help you become one of His people, too. He love to do this!

*Close in prayer.*

**Closing ACTS Prayer**

- A** We praise You, God, for being holy and just. You hate sin. You are fair in Your punishments for our sins against You and Your good laws.
- C** God, we know that every one of us have sinful hearts. We are no different from those people who sinned against You, long ago. We have all chosen to disobey You. We need a Savior!
- T** Thank You, God, for sending Jesus to save us, when we should only get punishment for disobeying You. Thank You for promising to forgive all who turn away from disobeying You and trust in Jesus as their own Savior.
- S** God, work in our hearts! Help us to turn away from disobeying You and trust in Jesus as our Savior. Help us to love You and live for You. Help us to tell others the good news of Jesus that they might be saved, too. In Jesus' name we pray, Amen.





**Big Question 6, Bible Truth 2 Overview: Key Concepts****P.8****Unit 6: God, the Just and Merciful**

**Unit Big Question (and Answer):** How Did Bad Things Come to God's Good World?  
Bad Things Came through Sin!

**Unit Bible Verse:** "Sin entered the world through one man, and death through sin, and in this way death came to all men, because all sinned." Romans 5:12

**Bible Truth 2 Concept: Bad Things Came through Sin... When Sin Spread to the Whole World!**

Everything God created was hurt by Adam and Eve's sin. The plants did not grow such good fruit. The animals had sicknesses. Adam and Eve's sin hurt all their children, too. They were born disobeyers with sinful hearts. They deserved God's punishment for their sins, just like their parents. They would suffer sicknesses and one day they would all die. What sadness Adam and Eve passed down to their children through their sin!

Guess who else are children from Adam and Eve's family? We are! That's why we get sick and one day will die. That's why we have sinful hearts that disobey God. And that's why we deserve for Him to punish our sins, too.

But God is so kind and merciful to us! He sent Jesus to save all who turn away from their sins and trust in Him as their Savior. God promises to forgive their sins and put His Holy Spirit in their hearts, so they can once more have closeness with God again, right here on earth.

That is good news, but the best is yet to come! Bible tells us that everything God had made looks forward to the day when Jesus will come back and get rid of sin and death forever. God's people look forward to that day most of all. That's when they will live face to face with God, enjoying all the wonderful, special closeness with God that people can have...and it will never, ever end.

**Bible Truth 2 Bible Verse: Psalm 14:2-3**

"The LORD looks down from heaven on the sons of men, to see if there are any who understand, any who seek God. But all have turned aside, they have together become corrupt, there is no one who does good, not even one."

**Learn a Little:** "All have turned aside... there is no one who does good, not even one."

**Meaning**

The LORD is everywhere, all the time. He sees all people and knows what they are like, inside and out. And what does He see? It is very sad! God sees that not even one person seeks after Him. No one does good. Why? Because we are all children of Adam and Eve. We are born with sinful hearts that choose to disobey God. Thank God for sending Jesus! Thank God that He promises to save all who turn away from their sins and trust in Him as their Savior! He can save us, too. Ask Him to help you!

**Bible Truth 2 ACTS Prayer**

- A** We praise You, God, for being holy and just. You hate sin. You are fair in Your punishments for our sins against You and Your good laws.
- C** God, we know that every one of us have sinful hearts. We are no different from those people who sinned against You, long ago. We have all chosen to disobey You. We need a Savior!
- T** Thank You, God, for sending Jesus to save us when we should only get punishment for disobeying You. Thank You that You promise to forgive all who turn away from disobeying You and trust in Jesus as their own Savior.
- S** God, work in our hearts! Help us to turn away from disobeying You and trust in Jesus as our Savior. Help us to love You and live for You. Help us to tell others the good news of Jesus that they might be saved, too. In Jesus' name we pray, Amen.

**Bible Truth 2 Story**

**The Case of the Sadness that Didn't Stop** *Genesis 4,6-9*

## Big Question 6, Bible Truth 2 Overview: Key Concepts

P.8

### Songs Used in Bible Truth 2

Big Question 6 (Unit) Bible Verse Song: Sin, Sin, Sin Romans 5:12

Big Question 6 Hymn: Nothing But the Blood of Jesus, v.1

Big Question 6 Praise Song: I Will Sing of the Mercies

Bible Truth 2 Bible Verse Song: The LORD Looks Down Psalm 14:2-3, NIV 1984

*Bible Truth 2 Extra Bible Verse Song: For If by the Trespass Romans 5:17, NIV 1984*

listen to or download songs for free at <https://praisefactory.org>: Deep Down Detectives Music page

## Go and Tell Bible Truth Concept Craft

---

### We Are All Sinners, We All Need Jesus

#### Craft Description

The children will decorate a picture reminding them that we are all sinners who need a Savior.

#### Materials

White cardstock or paper  
Pictures on following pages  
Sandpaper  
Cinnamon Sticks, 1 piece per child  
Markers or crayons  
Glue  
Glue sticks and Glue Gun (optional; teacher's use only)

#### Preparations

1. Make a copy of the background picture onto white paper, preferably cardstock. Also print out five circles for each child: two of "Sin", two of "Forgiven" and one of the "Jesus' Perfect Life." Cut out these circles.
2. Use cross pattern as guide to cut out cross shapes from the sandpaper, one per child.
3. Set out supplies.

#### Introducing the Craft:

"Our Big Question is: 'How Did Bad Things Come to God's Good World? We've learned that 'Bad Things Came from Sin...When It Spread to the Whole World.' That's something very important to know. We all need to know that we are all sinners, so that we turn away from our sins and trust in Jesus as our Savior. Many people don't know this very important thing, so do you know what God wants us to do? He wants us to go and tell others this very important news. So today we are going to make something we can show and tell them, too. Here's what it looks like...(Hold up example of craft)."

#### Directions


1. Show children your finished craft, reading the words to them.
2. Have the children color in the children on the card.
3. Give the children the sandpaper crosses. Show the children how to color in the sandpaper cross by rubbing it with the cinnamon stick.
4. Glue the cross to the middle of the card. (You might want to use a glue gun for a firmer hold.)
- 5a. Give out two "Sin" circles to each child. Read to them the word "Sin" on the top two children. Tell them to color that circle in a dark color and glue it in place on top of the two children at the top of the page. Sin makes us sad.
- 5b. Give out two "Forgiven" circles. Have the children glue these on without coloring them at all. Tell them that God offers to forgive our sins and makes us happy and close to Him again.
- 5c. Give out the one "Jesus' Perfect Life" circle. Have the children color it in red and glue it in place on the cross. Tell them that it's because Jesus gave up his perfect life as the full payment for sins that we can be forgiven by God. He is how our sins are forgiven.
6. Make sure to write each child's name on their craft.

#### Discussion





This is an especially good time to re-read the key concepts and discuss them. See Deep Down Discussion Sheet for possible questions to talk about.

#### Craft Wrap Up:

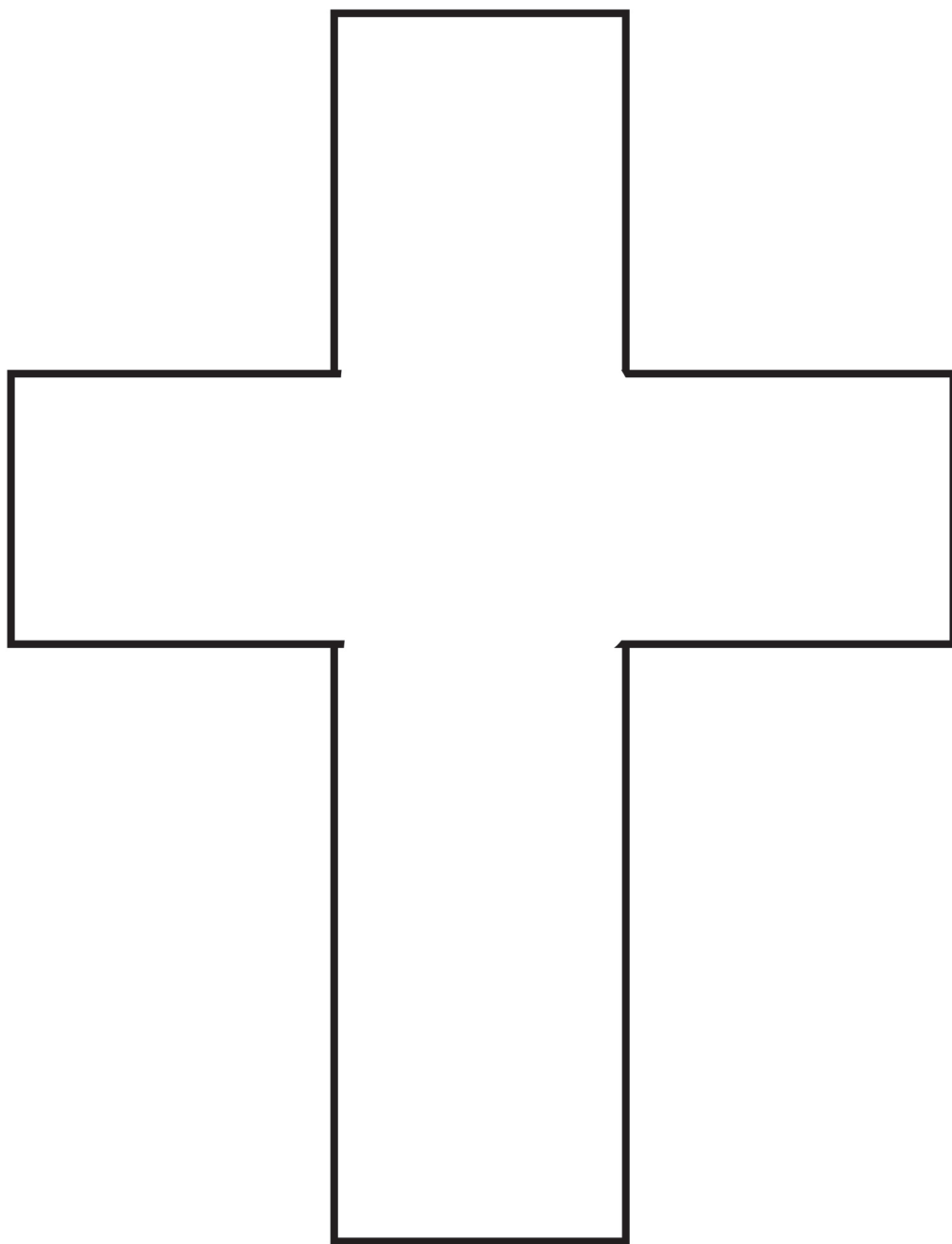
At the end of our time together today, you get to take home your Show and Tell crafts. And what are you going to do with them? Show and tell someone the important news you've learned today: Bad Things Came Through Sin... When It Spread to the Whole World, but God sent a Savior to save us from our sins. Don't forget to tell people this important news.



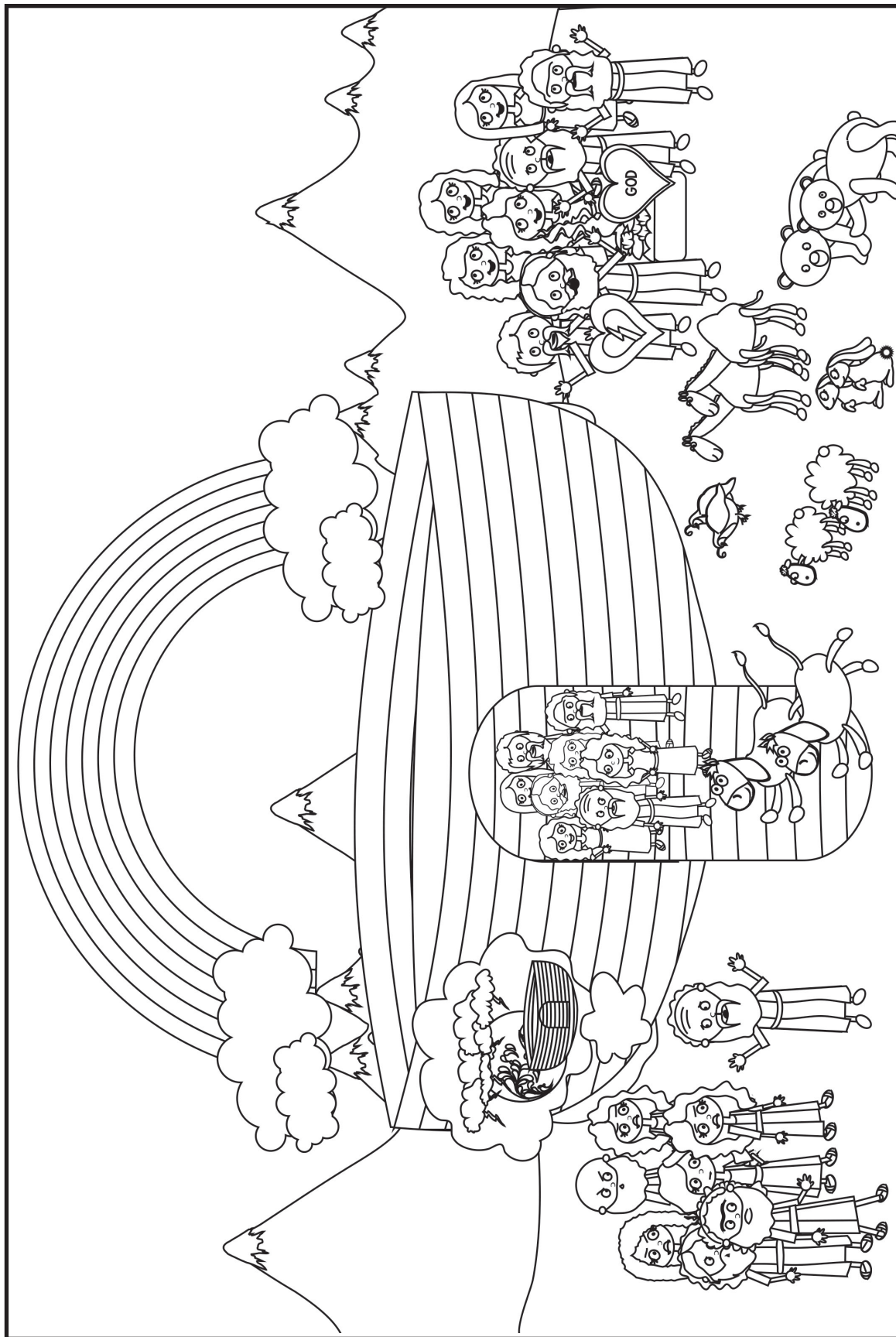
**We are all sinners who need a Savior...**



**And God sent one...  
JESUS!**







Our Bible Truth is: How Did Bad Things Come to God's Good World? When Sin Spread to the Whole World! Isn't it terrible how Adam and Eve's sin spread to the whole world? Isn't it terrible how people didn't love God or each other? No one deserved anything but God's punishment. But how kind of God was to have Noah warn all those people of God's coming punishment! And how kind it was of God to save Noah and his family! Noah was right to put his trust in God. He was right to urge others to trust in Him, also. The same is true with us. We have sin in our hearts, too, but if we turn away from our sins and trust in the Savior Jesus, God will forgive us our sins. He will give us wonderful, special closeness with Him in our hearts, even today. And, when we die, we will go to live with Him, forever happy.



### The Case of the Sadness that Wouldn't Stop Jigsaw Puzzle Page Genesis 3,4

*Make copies of picture and cut out into an appropriate number of pieces for your children. Or, you can print out color versions of this puzzle by downloading it from [praisefactory.org](http://praisefactory.org).*

Our Bible Truth is: How Did Bad Things Come to God's Good World? When Sin Spread to the Whole World! Isn't it terrible how Adam and Eve's sin spread to the whole world? Isn't it terrible how people didn't love God or each other? No one deserved anything but God's punishment. But how kind of God was to have Noah warn all those people of God's coming punishment! And how kind it was of God to save Noah and his family! Noah was right to put his trust in God. He was right to urge others to trust in Him, also. The same is true with us. We have sin in our hearts, too, but if we turn away from our sins and trust in the Savior Jesus, God will forgive us our sins. He will give us wonderful, special closeness with Him in our hearts, even today. And, when we die, we will go to live with Him, forever happy.



# **DEEP DOWN DETECTIVES**

**Curriculum Resources**



**Appendix D:  
Just for Fun  
Activities**

## **Just-For-Fun Activities**

The following are activities that you can incorporate into your free play time. While the activities, themselves, are just-for-fun, you can make them rich times of relationship building, and even use it as an opportunity to discuss what is being taught during Circle Time. Don't over do it, but you can use the Deep Down Detectives Discussion Sheet for question ideas.

### **Gluing and Sticking**

#### **Just for Fun Arts and Crafts**

##### **Directions**

Teacher cuts out or draws a basic shape or shapes related to concept or story on cardstock or construction paper for children to stick stickers on or glue fabric or paper scraps (tissue, gift wrap paper, construction paper, etc), beans, popcorn, buttons, cotton balls, foam shapes etc. onto. Use glue sticks rather than craft glue for these crafts. Cut fabric/paper scraps fairly large—about 1" or so.

### **Print-Making**

#### **Just for Fun Arts and Crafts**

##### **Directions**

Children will make designs on a plain piece of construction paper or one with a simple shape drawn on it, using tempera paint (with a little dish soap added to it to make clean up easier) and any number of objects. Objects suggested in this curriculum: marbles, duplos, sponge shapes, empty thread spools, blocks with rick-rack glue-gunned to the bottom of them, cars and trucks, bubble wrap and cork.

### **Necklaces**

#### **Just for Fun Arts and Crafts**

##### **Directions**

These are made with hollow pasta shapes and hole-punched shapes related to the story/concept. Children can string these onto a piece of yarn or string and have you tie the ends together when they are done.

### **Coloring (Really Scribbling)**

#### **Just for Fun Arts and Crafts**

##### **Directions**

Children will use crayons or washable markers to draw on construction paper. If desired, the teacher can draw a picture or shapes related to the story on the paper for children to scribble on.

### **Puzzles**

#### **Just for Fun Arts and Crafts**

##### **Directions**

A simple picture related to the story or concept is printed out onto cardstock and cut into a puzzle of 4 to 10 pieces. This can be done by enlarging one or a number of the people/objects from the story, in a Word, Power-point or other program to the desired size, then printing out onto cardstock. Children can "color" in the picture, then you can cut it out for them into as many pieces as is fitting for the child.

## **Craft Dough**

### **Just for Fun Arts and Crafts**

#### **Directions**

Provide purchased or homemade play dough (recipe provided) along with various “tools” such as plastic knives (without teeth), small jar lids, keys, garlic presses, little rolling pins, plastic cookie cutters, etc.

#### **Homemade Play Dough Recipe**

2 cups flour  
1 cup salt  
4 tsp cream of tartar  
2 tbsp oil  
2 cups water

Combine the flour, salt and cream of tartar. Mix well. In a large pot, combine the oil and the water. Add food coloring, if desired. Add flour mixture to the pot, stirring as you add. Heat mixture over medium heat, stirring constantly. Continue to stir until mixture forms ball and pulls away from the sides of the pot. Remove ball and knead on plain surface (not floured) until the texture becomes like play-dough. Store dough in an airtight plastic container. Keeps about 3 months. Makes about 5 cups. Allow at least a ½ cup per child.

## **Sandpaper Shapes and Patterns**

### **Just for Fun Arts and Crafts**

#### **Directions**

Use a glue gun to glue full 8 ½” by 11” sheets of sandpaper to foam board or sturdy cardboard cut the same size. Give the children yarn pieces of various lengths, 4” to 12” long. Let them stick the yarn onto the sandpaper and make designs and pictures with them.

## **Dance Ribbons**

### **Just for Fun Games**

#### **Supplies**

3 4’ ribbons per child  
1 plastic shower curtain ring per child  
CD player  
CD of music

#### **Preparing the Activity**

1. Tie three 4’ ribbons to a plastic shower curtain ring.

#### **Directions**

1. Give them to the children to run around with. Have music for them to dance to as they twirl their ribbons. If desired, you could have them sing the Big Question/Bible verse song.

## Match the Shape with Objects

### Just for Fun Games

#### Supplies

Common objects such as keys, cookie cutters, spoons, unsharpened pencils, etc.

Cardstock

Permanent marker

Shoe box

#### Preparing the Activity

1. Trace around common objects such as keys, cookie cutters, spoons, unsharpened pencils, etc., each on a separate piece of cardstock.
2. Put these and the objects in a shoe box.

#### Directions

Have the children take out the cardstock outlines and the shapes and match them up.

## Match the Shape with Blocks

### Just for Fun Games

#### Supplies

Shoe box

Different shape blocks

Duct tape

#### Preparing the Game

1. Cut the outline of different blocks from a child's building block set in the top of a sturdy shoe box.
2. Use duct tape to tape down one long side, making a hinge for the lid.

#### Directions

1. Have the children put the right shape block into the box through the hole of the same shape.

## Ball 'n' Tube

### Just for Fun Games

#### Supplies

Have the children match the block shapes and insert them into the shoe box.

#### Materials

4-6' length of PVC pipe with a 2"-3" diameter opening, found very inexpensively at home improvement stores

Various sizes of balls that will fit through the diameter of the PVC pipe

#### Playing the Game

1. Have the children take turns putting the ball down one end and watching it roll out the other.

## **Bowling**

### **Just for Fun Games**

#### **Supplies**

6 or so empty 2-liter soda bottles

A soft, foam ball

Optional: sand or beans, packing/duct tape

#### **Preparing the Game**

If desired, put sand or beans in all/some of the bottles. Seal with tape.

#### **Directions**

Line up empty 2 liter soda bottles and have the children try to knock them down by rolling a ball into them.

## **Color Sort**

### **Just for Fun Games**

#### **Supplies**

Various single colored objects, such as pom-poms, foam shapes, beads, etc. (Be careful to choose objects of a non-swallowable size)

1 Large container that fits all the objects in it at once

Smaller containers, one per color

Construction paper or markers

#### **Preparing the Activity**

1. Put all the objects in the large container. Mix up.

2. Put a piece of construction paper/paper colored with marker on the outside of each of the small containers that matches the color object to go in it.

#### **Directions**

Have the children separate out all the colored items into their proper container.

## **Pattern Post Office**

### **Just for Fun Games**

#### **Supplies**

Various scraps of gift wrap paper or other colorful paper

Glue stick

Cardstock or cereal box

Shoe Box

#### **Preparing the Activity**

1. Cut out envelope-sized pieces of gift wrap paper (or scrap booking paper) and glue them onto cardstock of the same size.

2. Have a shoe box with a letter slit cut in the top for each of the different paper types.

3. Glue a piece of the designated gift wrap paper for each particular box on top of the box.

#### **Directions**

Have the children sort through the “mail” and put them in their right mail slot.



## More Ideas for Activity Centers

Dress-up Clothes  
Hats and Crowns  
Simple Wooden Puzzles  
Duplos  
Blocks and Cardboard bricks  
Peg Sets\*  
Magnet Sets (especially “Tall Stacks”)\*  
(Large) Beads and Threading Laces  
Small plastic people, animals, and vehicles\*  
Lacing cards  
Housekeeping sets  
Doctor’s and nurse’s sets  
Tool sets  
Simple Matching games  
Dolls  
Train sets  
Sand or Rice Center with containers  
Magnifying glasses and objects\*  
Shape and Color Sorters  
Ring Stackers  
Pull toys  
Hammer and Peg sets  
Tap a Tune pianos  
Balls, everything from nerf balls to beach balls\*

## Great Idea Books

### for homemade activity centers

The Wiggle & Giggle Busy Book: 365 Fun, Physical Activities for Your Toddler and Preschooler,  
Trish Kuffner and Megan McGinnis  
The Toddler’s Busy Book, Trish Kuffner  
Arts and Crafts Busy Book  
The First Three Years of Life, Burton L. White  
Creative Resources for Infants and Toddlers, Judy Herr and Terri Swim

## Websites

### Just for Fun Games for ordering activity centers activities and materials

christianbook.com  
amazon.com  
toysrus.com  
growingtreetoys.com  
orientaltrading.com



# **DEEP DOWN DETECTIVES**

**Curriculum Resources**



**Appendix E:  
Curriculum Resources  
to Make or Buy**

## Big Question Box/Briefcase

### What You Want

The Big Question Briefcase is a briefcase or other container with these characteristics:

- Ideally, this should be around 17" x 12", but needs to be at least big enough to fit a 8 ½" x 11" sheets of paper inside it.
- Have various pockets to put these sheets in
- Is attractive or curious looking to preschoolers
- Not necessary, but extremely fun, if it has a combination lock

### Finding a Briefcase:

You can certainly buy one new, but you always may find a used one at a thrift shop. Or, someone may have one they want to donate. We use one that stores valuables in it and is the 17" x 12" size. Very durable and has the lock feature that the kids love.

You also can move away from the briefcase idea and use a little trunk or other box for your substitute briefcase. Just change the name to the Big Question Box, if you use a box instead. A boot box or the cardboard box that 10 reams of copy paper comes in is a great size, if you are using a box.

If you use a box, but want a lock-like feature, that's easy to do. Simply cut "straps" out of felt or vinyl and glue in place to the top and bottom sides of the box on one side, with the top strap overlapping the bottom straps. Add velcro to the top and bottom pieces so that they meet and fasten. Make back "hinges" for the box with the felt/vinyl straps, too. Or, you can simply add a belt around the box that has to be unfastened before the box can be opened.

Here are some suggestions for decorating a box or even the outside of your briefcase to make it appealing.

### Supplies

Your box/briefcase  
Plain white contact paper or white cardstock  
Colorful wrapping paper  
Glitter glue  
Markers  
Sequins, fake jewels, buttons, rick rack, etc.  
Other decorating supplies  
Stickers  
Glue  
Clear packing tape

### Directions

1. If you are using a box that has wording on it, you will first need to make plain surfaces for decorating and a hinge for the lid. Stick the white contact paper or white cardstock to each side of the box. On the other hand, you can also use colorful wrapping paper. Then, make a lid by sticking the clear packing tape along one long side of the box, attaching the lid to the box.

2. Use the craft decorating supplies to decorate the box. If desired, you can put a big question mark on top of the box, but remember that you are working with two and three year olds: the question mark symbol is not very meaningful to them yet.

## **Making a Flannelgraph Storyboard** **for use in story-telling and in playing the story review games**

While you may decide to use sticky tac and stick your storyboard pictures to a white board, it is very easy to make a flannelgraph board. The advantage to the flannelgraph board is that the pictures stick very easily and there is no messing with the sticky-tac.

### **Supplies**

Large Format Pictures Board: AT LEAST a 36" x 48" foamboard or corkboard (We actually use a far bigger canvas and attach it to the wall) A science project board with the two sides that fold out makes a good 36" x 48" board.

OR, Small Format Pictures Board: AT LEAST a 24" x 36" (to 36" x 48)" board

Large piece of neutral-colored felt to cover your board with extra to overlap over to the back, if desired.

Glue gun and glue sticks

### **Directions**

1. Center felt on front side of board. Turn over. Secure in place with glue.

## **Making Durable Storyboard Pictures or Story Scenes** **for use in story-telling and in playing the story review games**

Whether you purchase the Deep Down Detectives storyboard pictures from Amazon or print them off the website (included in the Deep Down Detectives Visual Aids book), you will want to find some way to make them more durable. They are used not only as a part of telling the story, but are integral in the story review games. Here's how we make ours durable enough to be used over and over again. **See note below for other simpler options for using these pictures.**

### **Supplies**

Deep Down Detectives Visual Aids book (purchased or downloaded)

White cardstock or printer paper (if downloading pictures)

Sticky-back velcro, circles or cut pieces; or sticky tac putty

Laminator or Self-laminating sheets

Sturdy Sheet Protectors, preferably the "Secure Top" kind, like offered by Avery

Flannelgraph pictures for the Bible stories found at [www.praisefactory.org](http://www.praisefactory.org) with each unit's resources.

### **Directions**

1. Purchase from Amazon or download and print out the storyboard figures.

2. Cut out flannelgraph figures.

3. Laminate the figures.

**Special tip:** When laminating the big background pictures that are two (and sometimes even three or four) pieces put together, leave a small gap between the two pieces before laminating together. This small space acts like a hinge and allows you to fold up pictures without hurting them into a manilla envelope that fits 8.5" x 11" sheets of paper along with all of the smaller, regular-sized storyboard pictures.

4. If using a flannelgraph board: Stick a piece of sticky backed velcro (ROUGH SIDE) onto the back of each figure. If using sticky tack and whiteboard: simply stick a small amount of sticky tack on the back of a picture when using it. Remove and store sticky tack in airtight container.

**Note:** Instead of using all of the pictures as separate flannelgraph pieces, you can choose to use only a few (helpful to have 10 for the story review game); you can clump them onto posterboard and make them into picture scenes; or, you can simply use the Storyboard Picture Guide as a single picture. At [praisefactory.org](http://praisefactory.org), go to DDD Bits and Pieces for a 22" x 28" poster size jpg of this picture guide if you want to create a large version.

## The Deep Down Detectives “Bible” Folder

This is a homemade folder that looks (kinda) like the cover of a Bible. You will use this to put the Bible verse, the Bible Story and storyboard pictures to help make the point that the truths you are teaching them come from the Bible.

### Supplies

1 piece of 22" x 28" posterboard (white is fine. Green or brown is nice)

Glue

Stapler and staples or packing tape

The Bible Cover pictures (see online with resources for this unit or from the back of each Deep Down Detectives Visual Aids book.)

NOTE: The Bible Cover pictures included in the Deep Down Detectives Visual Aids books cannot be created larger than 8.5" x 11". That means that they will be under-sized for a Bible Folder of the dimensions you are making. However, you can go online to the Deep Down Detectives curriculum and there is a pdf of a bigger version of these covers that will actually fit the size of this Deep Down Detectives “Bible” Folder.

### Directions

1. Lay out poster board with long side along the bottom.
2. Fold in 2" on each side.
3. Take packing tape and tape the folded in 2" flaps to the main section of the posterboard, all the way down.
3. Fold up 8 1/2" on the bottom of the poster board.
4. Use packing tape to tape this flap in place, all the way down.
5. Take scissors and snip through the tape where the flap is attached to the folder. This will give you a bit more room in the folder.
6. Fold the poster board in the middle to make the center fold.
7. Cut out the Bible Cover Pictures. If possible, laminate these. They will last longer.
- 8.. Glue the two cover pieces to the outside of the folder.

