

DEEP DOWN DETECTIVES

A decorative flourish consisting of a horizontal line with a central loop and two teardrop-shaped ends pointing outwards.

Unit 3 Visual Aids, NIV

The Good News of God, the Gospel

(with Large Format Storyboard Pictures)



Curriculum for preschool and elementary age children,
training tools, music and other resources
are available for download or to order at:
www.praisefactory.org

© 2015 Praise Factory Media all rights reserved. May be reproduced by licensed user for classroom purposes only.

This and many other resources are available online at www.praisefactory.org

Scripture quotations marked (NIV) are taken from the Holy Bible, New International Version®, NIV®, Copyright © 1973, 1978, 1984 by Biblica, Inc.™ Used by permission of Zondervan. All rights reserved worldwide.www.zondervan.com

Scripture quotations marked (ESV) are from The Holy Bible, English Standard Version® (ESV®), copyright © 2001 by Crossway, a publishing ministry of Good News Publishers. Used by permission. All rights reserved.

Scripture quotations marked HCSB are taken from the Holman Christian Standard Bible®, Copyright © 1999, 2000, 2002, 2003, 2009 by Holman Bible Publishers. Used by permission. Holman Christian Standard Bible®, Holman CSB®, and HCSB® are federally registered trademarks of Holman Bible Publishers.

Table of Contents

About the Deep Down Detectives Visual Aids with Large Format Storyboard Pictures	5
More about the Deep Down Detective Resources	6
Unit 3: The Good News of God, the Gospel	
What Is the Gospel?	
It's Salvation through Faith in Jesus Christ!	
Bible Truth 1: God Made Us and We Should Obey Him	7
Story	9
Big Question and Answer Sign	13
Unit 3 All Bible Truths Sign	15
Bible Truth 1 Concept Sign	17
Bible Verse Sign	19
Detective Dan's Listening Assignment #1	21
Detective Dan's Listening Assignment #2	23
Detective Dan's Listening Assignment #3	25
Storyboard Pictures	33
Bible Truth 2: We Have All Disobeyed God and Deserve His Punishment	89
Story	91
Big Question and Answer Sign	99
Unit 3 All Bible Truths Sign	101
Bible Truth 2 Concept Sign	103
Bible Verse Sign	105
Detective Dan's Listening Assignment #1	107
Detective Dan's Listening Assignment #2	109
Detective Dan's Listening Assignment #3	111
Storyboard Pictures	119
Bible Truth 3: God Sent Jesus to Pay for the Sins of God's People	171
Story	173
Big Question and Answer Sign	179
Unit 3 All Bible Truths Sign	181
Bible Truth 3 Concept Sign	183
Bible Verse Sign	185
Detective Dan's Listening Assignment #1	187
Detective Dan's Listening Assignment #2	189
Detective Dan's Listening Assignment #3	191
Storyboard Pictures	199

Table of Contents, continued

Bible Truth 4: God Saves All Who Repent of Their Sins and Trust in Jesus as Their Savior	251
Story	253
Big Question and Answer Sign	259
Unit 3 All Bible Truths Sign	261
Bible Truth 4 Concept Sign	263
Bible Verse Sign	265
Detective Dan's Listening Assignment #1	267
Detective Dan's Listening Assignment #2	269
Detective Dan's Listening Assignment #3	271
Storyboard Pictures	279
Other Visual Aids	313
Making a Big Question Box/Briefcase	314
Making a Flannelgraph Storyboard	315
Making Durable Storyboard Pictures	315
Making Durable Story Scenes Pictures	315
Making the Deep Down Detectives Bible Folder	316
Deep Down Detectives Bible Folder Picture Front Cover	317
Deep Down Detectives Bible Folder Picture Back Cover	319

About Deep Down Detectives Visual Aids and Large Format Storyboard Pictures

How Are They Used?



The Deep Down Detectives Visual Aids and Large Format Storyboard Pictures are companion resources to be used alongside the Deep Down Detectives Core Curriculum for each unit. These colorful pictures are used in presenting the key concepts, telling the Bible stories, and, in playing the Bible Story Review games. The storyboard pictures in this book are for flannelgraph boards at least 36" x 48." (Choose Visual Aids with Small Format Storyboard Pictures for smaller boards.)

What Do They Include?



There are six, different resources included in this book:

1. Key Concept Visual Aids-- colorful signs of the Big Question and Answer, the Bible Truths taught in each unit, the Bible verses, and the Listening Assignments used with the curriculum for each Bible Truth taught in the unit.

2. The Storyboard Picture Key--a who's who of the pictures in thumbnail size.

3. Storyboard Suggested Picture Placement page--how you can place your pictures up on your storyboard that works well with the story.


4. The Storyboard Pictures, themselves. Notice that each picture is identified on the back for easy reference.

5. Directions for how to make a homemade flannelgraph storyboard and sturdy storyboard pictures.

6. Directions for making the Deep Down Detectives "Bible" Folder and the **back/front images** to paste in place when making it. (Larger back/front images are found online with the curriculum.)



Ready, Set, Rip It Out!



This book is meant to be ripped up and made into your visual aid. The key concept signs can be cut out and laminated or slipped into sheet protectors. Cut out around the storyboard images and ideally, laminate these. Some of the biggest pictures actually need to be stuck together, before laminating.

Store It!



Deep Down Detectives is a curriculum that can be used over and over. Store your visual aids and storyboard pictures after using them and they will serve you for many years. We store ours in manilla envelopes and then put them (along with all the rest of the curriculum) in magazine files, labeled by unit. If you have multiple classes using the curriculum, store each set of resources in separate manilla envelopes. This will make prep much simpler, second time around.

Replacement Storyboard Pictures



You can always purchase this book again or simply go online to the praisefactory.org website (Deep Down Detectives section) and print out any pictures that go missing.

Deep Down Detective Curriculum Resources

These Deep Down Detectives resources are available as free, digital downloads at praisefactory.org, or for purchase as hard copies through amazon.com.

About Deep Down Detectives Visual Aids (with Large Format Storyboard Pictures)

Deep Down Detectives Visual Aids, ESV/NIV (with Large Format Storyboard Pictures) for each unit

This resource provides large, colorful signs of the key concepts used in the unit. It also provides colorful storyboard (flannelgraph) pictures to cut out and use as you tell each story. These storyboard pictures are for use with storyboards at least 36" x 48" in size.

Other Deep Down Detectives Resources

There are four other companion resources for each of the sixteen Deep Down Detectives units:

Deep Down Detectives Core Curriculum Book, ESV/NIV for each unit

The Deep Down Detectives Core Curriculum book contains the curriculum introduction, the lesson plans, stories, music, activities and take home sheets for each Bible Truth in a unit.

Deep Down Detectives Small Format Visual Aids, ESV/NIV (Small Format Storyboard Pictures) for each unit

This resource provides large, colorful signs of the key concepts used in the unit. It also provides colorful storyboard (flannelgraph) pictures to cut out and use as you tell each story. These storyboard pictures are for use with storyboards at least 24" x 36" in size.

Deep Down Detectives Visual Aids with Story Scenes, ESV/NIV for each unit

This resource provides large, colorful signs of the key concepts used in the unit. It also provides easy-to-use colorful scenes that you hold up in sequence as you tell the story. The story text for each scene is printed on the back of each scene. There are ten scenes per story.

Deep Down Detectives Fundamentals, ESV/NIV for each unit

This resource provides the key concepts, the story and small versions of the Story Scene pictures, discussion questions and five activity sheets. No lesson plan. Just the core truths. This is a great, basic resource for use at home or informal teaching situations.

All of these materials may be photocopied for non-commercial church, classroom or school use by licensed users.

Other Resources in the Praise Factory Family of Curriculum

Deep Down Detectives is the second in a family of three, inter-related curriculums:

- Hide 'n' Seek Kids (focus group: ages 2-4; adaptable range: ages 2-pre-K 5's)
- Deep Down Detectives (focus group: ages 4-6's; adaptable range: ages 3-2nd grade)
- PFI: (focus group: grades K-5th grade; adaptable range: pre-K 5's-6th grade)

Each curriculum teaches the same biblical themes, but are presented in greater depth as the children grow and develop. Together, the curriculums work like an expanding spiral of truth that returns to reinforce the same truths with each curriculum, yet leading the children to deeper understanding with each step up.

Learn more about these curriculums as well as other resources and ideas for reaching children with the gospel at: www.praisefactory.org.

DEEP DOWN DETECTIVES



**Unit 3,
Bible Truth 1
Visual Aids
and
Large Format Storyboard Pictures**

About Deep Down Detectives Visual Aids and Large Format Storyboard Pictures

How Are They Used?



The Deep Down Detectives Visual Aids and Large Format Storyboard Pictures are companion resources to be used alongside the Deep Down Detectives Core Curriculum for each unit. These colorful pictures are used in presenting the key concepts, telling the Bible stories, and, in playing the Bible Story Review games. The storyboard pictures in this book are for flannelgraph boards at least 36" x 48." (Choose Visual Aids with Small Format Storyboard Pictures for smaller boards.)

What Do They Include?



There are six, different resources included in this book:

1. Key Concept Visual Aids-- colorful signs of the Big Question and Answer, the Bible Truths taught in each unit, the Bible verses, and the Listening Assignments used with the curriculum for each Bible Truth taught in the unit.

2. The Storyboard Picture Key--a who's who of the pictures in thumbnail size.

3. Storyboard Suggested Picture Placement page--how you can place your pictures up on your storyboard that works well with the story.


4. The Storyboard Pictures, themselves. Notice that each picture is identified on the back for easy reference.

5. Directions for how to make a homemade flannelgraph storyboard and sturdy storyboard pictures.

6. Directions for making the Deep Down Detectives "Bible" Folder and the **back/front images** to paste in place when making it. (Larger back/front images are found online with the curriculum.)



Ready, Set, Rip It Out!



This book is meant to be ripped up and made into your visual aid. The key concept signs can be cut out and laminated or slipped into sheet protectors. Cut out around the storyboard images and ideally, laminate these. Some of the biggest pictures actually need to be stuck together, before laminating.

Store It!



Deep Down Detectives is a curriculum that can be used over and over. Store your visual aids and storyboard pictures after using them and they will serve you for many years. We store ours in manilla envelopes and then put them (along with all the rest of the curriculum) in magazine files, labeled by unit. If you have multiple classes using the curriculum, store each set of resources in separate manilla envelopes. This will make prep much simpler, second time around.

Replacement Storyboard Pictures



You can always purchase this book again or simply go online to the praisefactory.org website (Deep Down Detectives section) and print out any pictures that go missing.

The Case of the God Who Was Different

Acts 17:16-33



Story-telling Tips

Ahead of time:

1. Read the Bible verses and story. Pray!
2. Choose story action cues and prepare storyboard figures/Story Scenes, if using. (In Visual Aids book)
3. Practice telling story with the storyboard figures/Story Scenes, timing your presentation. Shorten, if necessary.

During your presentation:

1. Maintain as much eye contact as possible as you tell the story.
2. Put up storyboard figures/add story action cues/hold up Story Scenes as you tell the story. Allow the children to help you put them on the board, if desired.
3. Include the children in your story with a few questions about what they think will happen or words/concepts that might be new to them.
4. Watch the kids for signs that their attention span has been reached. Shorten, if necessary.

INTRODUCTION/ LISTENING ASSIGNMENTS (Optional)

“Our story is called: The Case of the God Who Was Different. Here is your listening assignment...” Read the Listening Assignment for your lesson off of the Detective Dan’s Listening Assignment sign or from the text below:

Detective Dan’s Lesson #1 Listening Assignment:

I need to find out:

- 1. Who was the God who was different?**
- 2. What made Him so different?**

Detective Dan’s Lesson #2 Listening Assignment:

Our Bible Verse is Psalm 100:1-6

“Shout for joy to the LORD, all the earth. Worship the LORD with gladness; come before him with joyful songs. Know that the LORD is God. It is he who made us, and we are his; we are his people, the sheep of his pasture. Enter his gates with thanksgiving and his courts with praise; give thanks to him and praise his name.”

I need to find out:

- 1. Who urged people to worship the LORD and serve Him as their king?**
- 2. Who did worship Him? Who did not?**

Detective Dan’s Lesson #3 Listening Assignment:

I found six clues, but only 4 of them are in the story.

They are: a camera; a temple; a stone altar; a sword; the world; and, laughing people.

Hold each of them up for the children to see as you identify them.

I need to figure out:

- 1. Which four belong in the story and which two don’t?**
- 2. What did the people of Athens need to confess to the LORD? Did any do this?**

Read the assignment questions, THEN SAY,

“Ok, Deep Down Detectives! Put on your best listening ears and see if you can hear the answers to Detective Dan’s questions. When I finish telling the story, we will see if we can answer all the questions.”

Read the Bible Truth story, answer questions, present the gospel and lead in prayer.

Answers to questions; the gospel; and, ACTS prayer are included with the story text.

The Case of the God Who Was Different Acts 17:16-33

Story with lines separating paragraphs (text in bold, optional interaction cues in italics) Numbers correspond to storyboard pictures and placement upon the storyboard. Always feel free to use less pictures, if it's best for your kids. Simply black out the numbers next to pictures you do not plan to use. All pictures are found in the Visual Aids book. Put BG (background) pictures on storyboard ahead of time. SB pictures (listed below in story text) are added to board as you tell the story. These numbers are also found on the back of each picture.

Tip: Stack pictures in numerical before telling story for easy use. Use sticky-back velcro to attach pictures to storyboard felt. Use sticky-tac putty to stick a picture on top of another picture.

Gods! Gods! Gods! Athens was a city (SB1) full of fake gods! On buildings. On hills. Everywhere you looked, there was another god. (SB2) Apollo and (SB3) Artemis. (SB4) Demeter and (SB5) Dionysius; (SB6) Pan and (SB7) Poseidon. (SB8) Hera and, of course, (SB9) Zeus, the king of all the gods. You might not know these names, but the people of Athens certainly did. And these were just a FEW of the HUNDREDS of gods they worshipped! Wow!

The people of Athens took good care of their gods. They built them beautiful temples. They laid rich (SB10) worship gifts at their stony feet. They (SB11) celebrated them with big, worship parties. They even (SB12) laid a stone to honor an Unknown God. The people of Athens didn't want to leave out any god.

Yes, the people of Athens worshipped hundreds of gods, but the only god they SHOULD have been worshipping was that "Unknown God." He was the REAL, the one, true God! Not many people in Athens knew His name, but I think you do.

Can you tell me His name?

It was the LORD! He was God, the Father, who sent His Son, Jesus, to be our Savior. He sent His Holy Spirit to live inside those who trusted in Jesus as their Savior. He made the way for us to become His people forever. What an amazing God was this one, true God! He was not like of the fake gods of Athens!

Maybe most of the people in Athens didn't know about the one, true God, but there was (SB13) a man named Paul who did. Paul knew the LORD and loved the LORD and lived for the LORD. He trusted in Jesus, God's Son, as his Savior. He had the Holy Spirit living in his heart.

And if there was ONE thing that Paul wanted to do with his life, it was to tell others how they could know and love and live for the LORD...and trust in Jesus as their Savior, too.

So, across the sea, over the mountains, and down through the valleys went Paul, telling everyone he could about the LORD and how they could know Him through Jesus.

One day, all this traveling led Paul to a city he had never been to before.

Can you guess the name of this new city?

It was Athens!

Now Paul had been to many cities that were SMALLER than Athens. And Paul had been to cities that were BIGGER than Athens. But there was something that Paul saw in Athens that he had NEVER seen before in any of those other cities--big or small. It was so many fake gods!

How do you think Paul felt when he saw all those fake gods?

(SB14) Paul was so upset! Oh, how these people needed to hear about the LORD, the one, true God! How they needed to stop worshipping these fake gods and start worshipping the LORD, instead! How they needed to know His Son, the Savior Jesus! And Paul decided to do something about that, right then and there!

Story with lines separating paragraphs (text in bold, optional interaction cues in italics)

Into the synagogue-worship place, (SB15) went Paul. **“The gods of Athens are just fakes. The LORD has sent His Son Jesus, to save you, just as He promised. Believe in Him!”** he told the people gathered there.

Then down by the temples and into (SB16) the marketplace, went Paul. **“Let me tell you about the LORD and Jesus, His Son, sent to save you! Worship Him, not these fake gods!”** Paul urged everyone who would listen.

Word about Paul and his strange, new teaching soon spread through Athens and to the city leaders. They found Paul and said, (SB17) **“Come up to our important meeting place on Mars Hill and tell us about this new God. We want to hear about Him, ourselves.”**

So up, up, up the big, stony hill called Mars Hill went Paul with the city leaders and many others. How excited Paul was to tell them about the real, one, true God and His Son, Jesus! He hoped they would put their trust in Him!

On top of Mars Hill, Paul spoke to the crowd. **“(SB18) People of Athens, what a lot of gods you worship! he exclaimed. “But you are worshipping the wrong one! I’ve come to tell you about the one, true God--the one you call “the Unknown God.” His name is (SB19) the LORD. He’s the one you should worship. He’s the one who (SB20) made heaven and earth and everything in it,”** Paul told them.

“Your city is filled with the big temples you built to worship your gods, but the LORD is too great to live inside even your biggest temple!” Paul exclaimed.

“You bring worship gifts to take care of your gods. You honor them with worship parties. You (SB21) keep them looking bright and shiny. You make sure they don’t fall over. But the LORD doesn’t need people to take care of Him,” Paul explained. **“He’s the living God...He takes care of Himself...and all of us, too! He made us and gave us life.”**

“The LORD is (SB22) our King and we should obey Him and His good laws; but, the sad news is that (SB23) we don’t. We have all disobeyed Him and deserve His punishment for our sins,” Paul told them.

“But the LORD is so merciful that He made the way for us to be forgiven.” Paul explained.

Who did God send so we could be forgiven, do you know His name?

“God (SB24) sent His Son, Jesus, to suffer and die on the cross to pay for sins. On the third day, He raised up Jesus from the dead in victory. Now all who turn away from their sins and trust in Jesus as their Savior can be saved. They can be God’s people and have eternal life with Him,” Paul told them.

“So turn away from worshipping your fake gods. Turn to LORD. Trust in His Son, Jesus, and be saved! You can be God’s people, too,” Paul urged them.

What do you think the people of Athens will do? Will they believe in the LORD or not?

The people of Athens hardly knew what to think. They had never heard of a God like this! A God who was supposed to be greater than Zeus, the king of their gods; yet, who came to die for sinners...then rose from the dead! Incredible!

(SB25) Many people laughed. “Ha, ha! Your God sounds silly! Who would ever believe in him?” they said.

(SB26) But others, like Dionysius and Damaris, went to Paul to hear more. As Paul talked, God’s Holy Spirit worked in their hearts. He helped them turn away from their sins and trust in Jesus as their Savior. How happy Paul was! Maybe there still were many fake gods in Athens, but now there was a little group of believers living there, who could keep on telling others the good news of Jesus.

Cracking the Case: (story wrap-up for Listening Assignments)

It's time to see how we did with our Listening Assignment.

Detective Dan's Lesson 1 Listening Assignment:

1. Who was the god who was different? The LORD was the God who was so different.

2. What made Him so different? He was the one, true, living God. He was no fake god, like those the people of Athens worshipped.

For You and Me:

Paul told the people of Athens how they could know the LORD as their God, by turning away from worshipping their fake gods and trusting in Jesus as their Savior. We can know the LORD, too, when we turn away from our sins and trust in Jesus as our Savior.

Detective Dan's Lesson 2 Listening Assignment:**Our Bible Verse is: Psalm 100:1-6**

"Shout for joy to the LORD, all the earth. Worship the LORD with gladness; come before him with joyful songs. Know that the LORD is God. It is he who made us, and we are his; we are his people, the sheep of his pasture. Enter his gates with thanksgiving and his courts with praise; give thanks to him and praise his name."

1. Who urged the people to worship the LORD and serve Him as their king? Paul did.

2. Who did worship the LORD? Who did not? Dionysius and Damaris and a few others worshipped the LORD. The rest laughed and kept worshipping their fake gods.

For You and Me:

Like the people of Athens, we have so much to worship the LORD for being and doing. He is the one, true God! He has made us and wants us to know Him and love Him. He has offered us to be saved from our sins through Jesus, just like the people of Athens heard.

Detective Dan's Lesson 3 Listening Assignment:

Our six clues were: a camera; a temple; a stone altar; a sword; the world; and, laughing people.

1. Which four belong in our story?

The temple; stone; world; and laughing people.

2. What did the people of Athens need to confess to the LORD? Did any do this?

The people of Athens needed to confess that they had worshipped fake gods, not the LORD, the one, true God. They needed to trust in Jesus as their Savior. Dionysius, Damaris and others did this.

For You and Me:

Like Damaris and Dionysius, we should also confess our sins to God. Perhaps we have not worshipped fake gods like they did, but we have all disobeyed God and lived our own way. We all deserve His punishment. But, if we confess our sins and trust in Jesus as our Savior, God will forgive us and make us His people, just like He did for Dionysius and Damaris, long ago.

The Gospel (story wrap-up if NOT using Listening Assignments)**Our Bible Truth is:****What is the Gospel?****It's Salvation through Faith in Jesus Christ...****God made us and we should obey Him!**

God made all people--including you and me! And He made us to know Him, love Him and obey Him. He's our good King. But just like the people of Athens, we need God's forgiveness for disobeying Him. God freely offers it to us when we turn away from our sins and trust in Jesus as our Savior. He loves to help us do this. Ask Him!

Close in prayer.

Closing ACTS Prayer

- A** God, we praise You for being the good Creator and King of the world.
- C** We confess that many times we rebel against You and Your good ways. We choose to live life our own way, instead. We need a Savior!
- T** Thank You for being our good Creator and King. Thank You for making everything in the world for Your good purposes. Thank You for being so merciful to us! Thank You for offering us salvation through Jesus, when we repent of our sins and trust Jesus as our Savior.
- S** God, work in our hearts. Help us to turn away from rebelling against You. Help us to trust in Jesus as our Savior. Help us to joyfully obey You, our good and great King. In Jesus' name we pray. Amen.

Go to Lesson Plan, p.9 for the script to the rest of the lesson.

BIG QUESTION 3



What Is the Gospel?

VISUAL AID

#1

take out



of BQB



ANSWER:

It's Salvation through Faith in Jesus Christ!

The Big Question

*Hold up the Big Question sign for all the children to see,
and say:*

The Big Question we are investigating today is

Big Question Number 3:

What Is the Gospel?

and the Answer is:

It's Salvation through Faith in Jesus Christ!

Meaning:

Gospel means "good news." In the Bible, the gospel is the good news that God sent His Son Jesus to save sinners like you and me from the punishment we deserve for our sins. That salvation is ours when we turn from our sins and trust in Jesus as our own Savior. Now that is good news indeed!

Let's sing our Big Question Song:

Big Q & A 3 Song

DDD NIV Songs 3, track 12

(adapted version of "Oh, My Darlin' Clementine")

What's the gospel?

What's the gospel?


Can you tell me what it is?

It's salvation through faith in Jesus,


That's what the gospel is. (repeat)

BIG QUESTION 3: Four truths about the Gospel

1.



2.



3.



4.



Visual Aid

take out



of BQB

#2

This Unit's Bible Truths

"It's salvation through faith in Jesus Christ" is a good beginning, but there's so more to learn. So it's time for us to dig down even deeper for more answers to our Big Question about God. We're going to be learning FOUR Bible truths that all tell us more about the wonderful good news of God-the gospel.

Who would like to hand me the picture with our four Bible truths on it? It's in the Big Question Box/Briefcase."

Choose a child to get it and hand it to you, then hold it up and show them the pictures of the four truths they will be learning.

After everyone has had a good look say...

"Ok, now let's look at our Bible Truth Clue sign and see if we can figure out which of these four truths we will be learning about today. Who would like to get it out of the Big Question Briefcase for me?"

Choose a child to open the briefcase, take out the Bible Truth Clue sign and hand it to you.

CAN YOU GUESS BIBLE TRUTH?


What is the Gospel?

It's Salvation through Faith
in Jesus Christ...

God made us and
we should ??? Him!

HINT: To do what someone
tells you to do.
It rhymes with "today"

ANSWER:
God made us and
we should OBEY Him!



Visual take out

Aid

#3



of BQB

Revealing the Bible Truth

We Are Learning

Hold up the front side for the children to see. Cover up the answer, written along the bottom, and say:

“What Is the Gospel?”

**It’s Salvation through Faith in Jesus Christ!
God made us and we should ???? Him!”**

We’re missing one word. Here’s the hint to what the missing word is. It says: “Doing what someone tells us to do. It rhymes with “today.”

Can you guess? It’s “obey.”

So the Bible Truth we are learning today is:

(uncover answer from bottom of sign, show it to them and say:)

“What Is the Gospel?”

**It’s Salvation through Faith in Jesus Christ!
God made us and we should OBEY Him!”**

And here is what this Bible Truth means:

(read the meaning off of the back of the sign, say:)

God is our Creator. He made everything in heaven and earth. He made it perfectly. It was good and without sin. It was just exactly as He planned.

God isn’t just the Creator of everything. He is also the King over everything. God is the King everyone should obey. God gives us good laws to live by. And, He gives us consequences if we disobey Him. We should worship, love, and obey God, our good Creator and King.

**“Shout for joy to the LORD, all the earth. Worship the LORD with gladness;
come before him with joyful songs. Know that the LORD is God.
It is he who made us, and we are his; we are his people, the sheep of his pasture.
Enter his gates with thanksgiving and his courts with praise;
give thanks to him and praise his name.” -- Psalm 100:1-6**



Visual Aid #4
Place verse in DDD Bible
take out Big Questions of BQB

Bible Truth | Bible Verse

Remove the Bible Verse Picture from the "Bible" folder and hold it up for all the children to see, then say:

Psalm 100:1-6 tells us:

Psalm 100:1-6

"Shout for joy to the LORD, all the earth. Worship the LORD with gladness; come before him with joyful songs. Know that the LORD is God. It is he who made us, and we are his; we are his people, the sheep of his pasture. Enter his gates with thanksgiving and his courts with praise; give thanks to him and praise his name."

Learn a Little: "Know that the LORD is God. It is he who made us."

What does that mean?

God's people are so happy about being His people! It's not enough for them to quietly worship Him. They want to make a joyful noise and sing loudly to Him. They want everyone--the whole earth--to praise God along with them. They want them to gather together with them at church and sing, sing, sing to the LORD, the great and good King! We can be God's people when we turn away from our sins and trust in Jesus as our Savior.

"Now it's time to do a bit more deep down investigating. Let's see what Detective Dan wants us to help him figure out. Would someone like to get it out for me?"

"We've said our Bible verse, now let's sing it!"

"We've said our Bible verse, now let's sing it!"

Shout for Joy:

Psalm 100:1,2

DDD NIV Songs 3, track 19

Shout for joy to the LORD,
Shout for joy, all the earth.
Worship the LORD with gladness,
Come before Him with joyful song.
Psalm One hundred, one and two.

"Now it's time to do a bit more deep down investigating. Let's see what Detective Dan wants us to help him figure out. Would someone like to get it out for me?"


take out



Place in




Visual Aid



Detective Dan's Listening Assignment #1

Detective Dan's

Listening Assignment #1



Hi, Deep Down Detectives!

I'm working on a brand-new case called:

“The Case of the God Who Was Different.”

I need to find out:

1. Who was the God who was different?

AND

2. What made Him so different?

Can you help me? Listen carefully to the story and you might just hear the answers!

Thanks!

Detective Dan

Then say, “Ok, Deep Down Detectives! Put on your best listening ears and see if you can hear the answers to Detective Dan's questions. When I finish telling the story, we will see if we can answer all of his questions.”

Read the Bible Truth story, putting up the storyboard pictures as you tell it.

At the end of the story, repeat the questions and lead the children in answering them. Present the gospel and close in prayer.

Answers to assignment questions, the gospel and ACTS prayer are also included at the end of the story text.

Answers:

1. Who was the god who was different? The LORD was the God who was so different.

2. What made Him so different? He was the one, true, living God. He was no fake god, like those the people of Athens worshipped.

For You and Me:

The people of Athens worshipped many gods, but only the LORD was the one, true God who created them and they should obey. Paul told the people of Athens how they could the LORD as their God, by turning away from worshipping their fake gods and trusting in Jesus as their Savior.

take out



of BQB

Place in



Visual Aid



Detective Dan's Listening Assignment #2

Detective Dan's

Listening Assignment #2



Hi, Deep Down Detectives!

I'm still working on the case called:

"The Case of the God Who Was Different."

Our Bible verse is Psalm 100:1-6:

"Shout for joy to the LORD, all the earth. Worship the LORD with gladness; come before him with joyful songs. Know that the LORD is God. It is he who made us, and we are his; we are his people, the sheep of his pasture. Enter his gates with thanksgiving and his courts with praise; give thanks to him and praise his name."

I need to find out:

1. Who urged people to worship the LORD and serve Him as their king?

AND

2. Who did worship Him? Who did not?

Can you help me? Listen carefully to the story and you might just hear the answers!

Thanks for your help!

Detective Dan

Then say, "Ok, Deep Down Detectives! Put on your best listening ears and see if you can hear the answers to Detective Dan's questions. When I finish telling the story, we will see if we can answer all of his questions."

Read the Bible Truth story, putting up the storyboard pictures as you tell it. At the end of the story, repeat the questions and lead the children in answering them. Present the gospel and close in prayer.

Answers to assignment questions, the gospel and ACTS prayer are also included at the end of the story text.

Answers:

Our Bible Verse is: Psalm 100:1-6

"Shout for joy to the LORD, all the earth. Worship the LORD with gladness; come before him with joyful songs. Know that the LORD is God. It is he who made us, and we are his; we are his people, the sheep of his pasture. Enter his gates with thanksgiving and his courts with praise; give thanks to him and praise his name."

1. Who urged the people to worship the LORD and serve Him as their king? Paul did.

2. Who did worship the LORD? Who did not? Dionysius and Damaris and a few others worshipped the LORD. The rest laughed and kept worshipping their fake gods.

For You and Me:

Like the people of Athens, we have so much to worship the LORD for being and doing. He is the one, true God! He has made us and wants us to know Him and love Him. He has offered us to be saved from our sins through Jesus, just like the people of Athens heard.

take out



Place in



Visual Aid



Detective Dan's Listening Assignment #3

Detective Dan's

Listening Assignment #3



Hi, Deep Down Detectives!

I'm still working on the case called:

“The Case of the God Who Was Different.”

I found SIX clues, but TWO of them are NOT in the story. They are: a camera; a temple; a stone altar; a sword; the world; and, laughing people.

Hold up each of the six pictures for the children to see as you identify them. Better yet, put them up on your flannelgraph board, off to one side.

I need to know:

1. Which FOUR pictures belong in the story and which TWO do NOT?
2. What did the people of Athens need to confess to the LORD? Did any do this?

Can you help me? Listen carefully to the story and you might just hear the answers!

Thanks!

Detective Dan

Then say. “Ok, Deep Down Detectives! Put on your best listening ears and see if you can hear the answers to Detective Dan’s questions. When I finish telling the story, we will see if we can answer all of his questions.”

Read the Bible Truth story, putting up the storyboard pictures as you tell it. At the end of the story, repeat the questions and lead the children in answering them. Present the gospel and close in prayer.

Answers to assignment questions, the gospel and ACTS prayer are also included at the end of the story text.

Answers:


1. Which four pictures belong in the story and which two do not?

The temple; stone altar; world; and laughing people belong in the story. The camera and the sword do not.

2. What did the people of Athens need to confess to the LORD? Did any do this? The people of Athens needed to confess that they had worshipped fake gods, not the LORD, the one, true God. They needed to trust in Jesus as their Savior. Dionysius, Damaris and others did this.

For You and Me:

Like Damaris and Dionysius, we should also confess our sins to God. Perhaps we have not worshipped fake gods like they did, but we have all disobeyed God and lived our own way. We all deserve His punishment. But, if we confess our sins and trust in Jesus as our Savior, God will forgive us and make us His people, just like He did for Dionysius and Damaris, long ago.



A Temple



A Camera

VISUAL
AID
#5C

Place in
DDD
Bible™

take out
Big
Question
Briefcase
of BQB


VISUAL
AID
#5C

Place in
DDD
Bible™

take out
Big
Question
Briefcase
of BQB

DDD 3.1 Lesson 3 Listening Assignment Clue Picture 2 for kids

DDD 3.1 Lesson 3 Listening Assignment Clue Picture 1 for kids



A Sword



A Stone Altar

VISUAL
AID
#5C

Place in
DDD
Bible™

take out
Big
Question
Briefcase
of BQB


VISUAL
AID
#5C

Place in
DDD
Bible™

take out
Big
Question
Briefcase
of BQB

DDD 3.1 Lesson 3 Listening Assignment Clue Picture 4 for kids

DDD 3.1 Lesson 3 Listening Assignment Clue Picture 3 for kids



Laughing People



The World



VISUAL
AID

Place in



take out



of BQB



VISUAL
AID

Place in



take out



of BQB

DDD 3.1 Lesson 3 Listening Assignment Clue Picture 6 for kids

DDD 3.1 Lesson 3 Listening Assignment Clue Picture 5 for kids


Big Question 3, Bible Truth 1 Storyboard Background Pictures Key (BG)

Put these pictures in place on your storyboard BEFORE you tell your story.

BG1 Athens



BG2 Temple 1



BG3 Temple 2



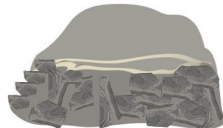
BG4 Synagogue/Worship Place



BG5 Marketplace



BG6 Mars Hill



Big Question 3, Bible Truth 1 Storyboard Pictures Key (SB)

Store these pictures in numerical order in your DDD Bible Folder.

Add these to your story as you tell it. Numbers correspond to placement order.

SB1 Fake Gods of Athens




SB2 Apollo



SB3 Artemis



SB4 Demeter



SB5 Dionysius



SB6 Pan



SB7 Poseidon



SB8 Hera



SB9 Zeus



SB10 Bringing Worship Gifts to Fake Gods



SB11 Worship Parties



SB12 To An Unknown God



SB13 Paul Loving the LORD and Traveling Around Telling Others about Him



SB14 Upset Paul



SB15 Paul Preaching in Synagogue/Worship Place



SB16 Paul Preaching in Marketplace



SB17 City Leaders



SB18 Aeropagus and Others Gathered on Mars Hill



SB19 The LORD



SB20 Made Heaven and Earth



SB21 Take Care of Fake Gods



SB22 The LORD Is King



SB23 People Disobeying the LORD



SB24 The Gospel



SB25 People Laughing at the Gospel



SB26 People Believing in the Gospel



Note: Use sticky tac putty rather than velcro on back of pictures placed on top of other pictures.

NOTE:

Some of the larger images are assembled from two or more pages. You can make these easier to fold by leaving a small gap in the lamination between the pieces. This allows you to fold the image along the gap.



leave slight gap here
to create a “hinge” for
easy folding




BG1 Athens pt 1 of 4
DDD 3.1 Story
glue together, then laminate
Place on board before telling story




BG1 Athens pt 2 of 4
DDD 3.1 Story
glue together, then laminate
Place on board before telling story



BG1 Athens pt 3 of 4
DDD 3.1 Story
glue together, then laminate
Place on board before telling story



BG1 Athens pt 4 of 4
DDD 3.1 Story
glue together, then laminate
Place on board before telling story




BG2 Temple 1

DDD 3.1 Story


Place on board before telling story

Hera




SB8 Hera
DDD 3.1 Story

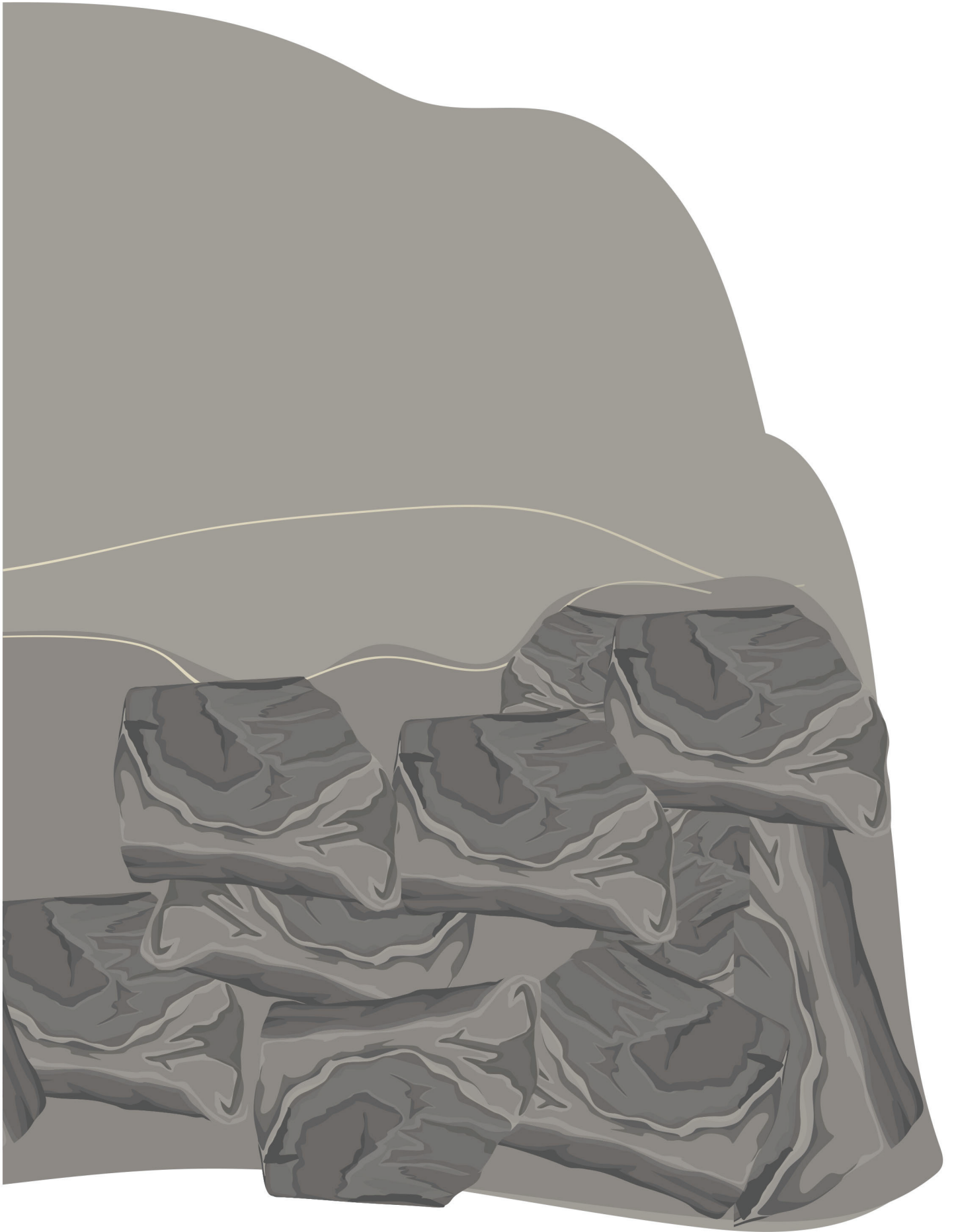
BG3 Temple 2
DDD 3.1 Story
BG3 Temple 2



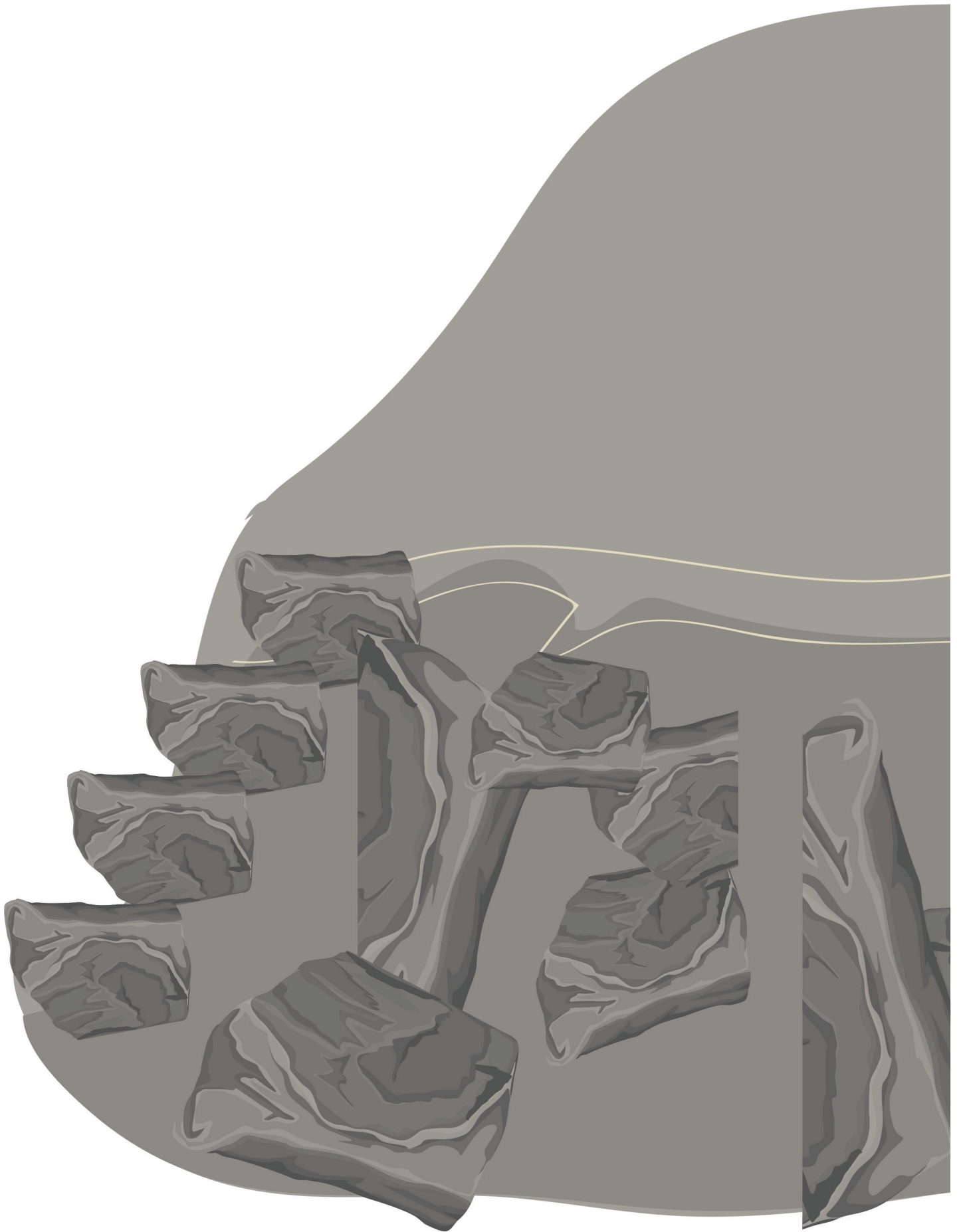
BG4 Synagogue/Worship Place
DDD 3.1 Story
Place on board before telling story



BG5 Marketplace
DDD 3.1 Story
Place on board before telling story



BG6 Mars Hill
pt 1 of 2
DDD 3.1 Story
Place on board before telling story
Glue and laminate together



BG6 Mars Hill
pt 2 of 2
DDD 3.1 Story
Glue and laminate together
Place on board before telling story



Oh, noi

Apollo


SB14 Upset Paul
DDD 3.1 Story

SB2 Apollo
DDD 3.1 Story



SB1 Fake Gods of Athens
DDD 3.1 Story


SB21 Take Care of Fake Gods
DDD 3.1 Story



SB17 City Leaders
DDD 3.1 Story

SB26 People Believing in the Gospel
DDD 3.1 Story

Artemis




Dionysius




SB5 Dionysius
DDD 3.1 Story

SB3 Artemis
DDD 3.1 Story




SB20 Made Heaven and Earth
DDD 3.1 Story

SB23 People Disobeying the LORD
DDD 3.1 Story



SB24 The Gospel
DDD 3.1 Story

Zeus




Pan


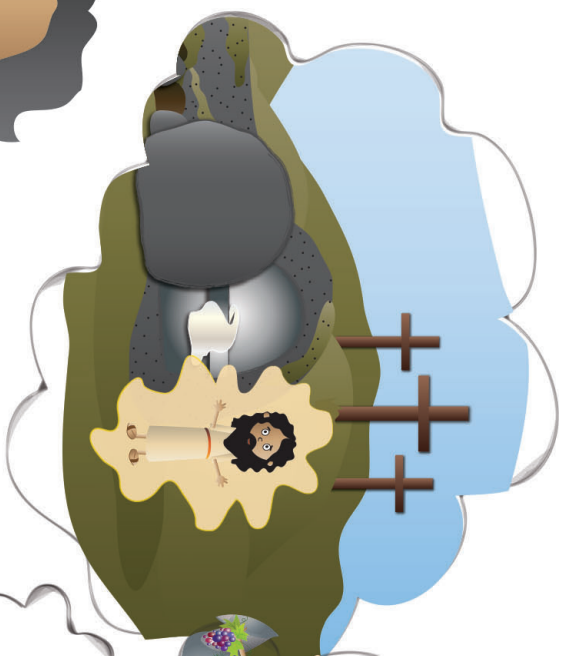



SB9 Zeus
DDD 3.1 Story

SB6 Pan
DDD 3.1 Story



SB18 Aeropagus and Others
Gathered on Mars Hill
DDD 3.1 Story



SB16 Paul Preaching in
Marketplace
DDD 3.1 Story



SB15 Paul Preaching in
Synagogue/Worship Place
DDD 3.1 Story



SB13 Paul Loving the LORD and
Traveling Around Telling Others
about Him
DDD 3.1 Story

SB22 The LORD Is King
DDD 3.1 Story



SB25 People Laughing at the Gospel
DDD 3.1 Story



poseidon



Demeter

SB4 Demeter
DDD 3.1 Story

SB7 Poseidon
DDD 3.1 Story


THE LORD

To An
Unknown God

SB19 The LORD
DDD 3.1 Story

SB12 To An Unknown God

DDD 3.1 Story



SB11 Worship Parties
DDD 3.1 Story



Hermes

Zeus

SB10 Bringing Worship Gifts
to Fake Gods
DDD 3.1 Story

DEEP DOWN DETECTIVES



**Unit 3,
Bible Truth 2
Visual Aids
and
Large Format Storyboard Pictures**

About Deep Down Detectives Visual Aids and Large Format Storyboard Pictures

How Are They Used?



The Deep Down Detectives Visual Aids and Large Format Storyboard Pictures are companion resources to be used alongside the Deep Down Detectives Core Curriculum for each unit. These colorful pictures are used in presenting the key concepts, telling the Bible stories, and, in playing the Bible Story Review games. The storyboard pictures in this book are for flannelgraph boards at least 36" x 48." (Choose Visual Aids with Small Format Storyboard Pictures for smaller boards.)


What Do They Include?



There are six, different resources included in this book:

- 1. Key Concept Visual Aids**-- colorful signs of the Big Question and Answer, the Bible Truths taught in each unit, the Bible verses, and the Listening Assignments used with the curriculum for each Bible Truth taught in the unit.
- 2. The Storyboard Picture Key**-- a who's who of the pictures in thumbnail size.
- 3. Storyboard Suggested Picture Placement** page--how you can place your pictures up on your storyboard that works well with the story.
- 4. The Storyboard Pictures, themselves.** Notice that each picture is identified on the back for easy reference.
- 5. Directions** for how to make a homemade flannelgraph storyboard and sturdy storyboard pictures.
- 6. Directions** for making the Deep Down Detectives "Bible" Folder and the **back/front images** to paste in place when making it. (Larger back/front images are found online with the curriculum.)

Ready, Set, Rip It Out!



This book is meant to be ripped up and made into your visual aid. The key concept signs can be cut out and laminated or slipped into sheet protectors. Cut out around the storyboard images and ideally, laminate these. Some of the biggest pictures actually need to be stuck together, before laminating.

Store It!



Deep Down Detectives is a curriculum that can be used over and over. Store your visual aids and storyboard pictures after using them and they will serve you for many years. We store ours in manilla envelopes and then put them (along with all the rest of the curriculum) in magazine files, labeled by unit. If you have multiple classes using the curriculum, store each set of resources in separate manilla envelopes. This will make prep much simpler, second time around.

Replacement Storyboard Pictures



You can always purchase this book again or simply go online to the praisefactory.org website (Deep Down Detectives section) and print out any pictures that go missing.

The Case of the Squabbling Brothers and Sisters*Romans*

of BQB

Story-telling Tips

Ahead of time:

1. Read the Bible verses and story. Pray!
2. Choose story action cues and prepare storyboard figures/Story Scenes, if using. (In Visual Aids book)
3. Practice telling story with the storyboard figures/Story Scenes, timing your presentation. Shorten, if necessary.

During your presentation:

1. Maintain as much eye contact as possible as you tell the story.
2. Put up storyboard figures/add story action cues/hold up Story Scenes as you tell the story. Allow the children to help you put them on the board, if desired.
3. Include the children in your story with a few questions about what they think will happen or words/concepts that might be new to them.
4. Watch the kids for signs that their attention span has been reached. Shorten, if necessary.

INTRODUCTION/ LISTENING ASSIGNMENTS (Optional)

“Our story is called: The Case of the Squabbling Brothers and Sisters. Here is your listening assignment...” Read the assignment for your lesson using Detective Dan’s Listening Assignment sign or the text below:

Detective Dan’s Lesson #1 Listening Assignment:

I need to know:

To squabble means to argue about something.

1. Who were the brothers and sisters who were squabbling?
2. What were they squabbling about?

Detective Dan’s Lesson #2 Listening Assignment:**Our Bible Verse is Ecclesiastes 7:20,29:**

“There is not a righteous man on earth who does what is right and never sins... This only have I found: God made mankind upright, but men have gone in search of many schemes.”

I need to know:

1. What two kinds of families did the believers in Rome come from?
2. What did they need to remember that would help them stop squabbling with each other?

Detective Dan’s Lesson #3 Listening Assignment:I found six clues, but two of them are **NOT** in the story.

They are: Jews; a jar; Gentiles; fake gods; a bear; and a house.

Hold each of them up for the children to see as you identify them.

I need to know:

1. Which four belong in the story and which two don’t?
2. Who thanked God for saving them through Jesus?

Read the assignment questions, THEN SAY,

“Ok, Deep Down Detectives! Put on your best listening ears and see if you can hear the answers to Detective Dan’s questions. When I finish telling the story, we will see if we can answer all the questions.”

Read the Bible Truth story, answer questions, present the gospel and lead in prayer.

Answers to questions; the gospel; and, ACTS prayer are included with the story text.

The Case of the Squabbling Brothers and Sisters *Romans*

Story with lines separating paragraphs (text in bold, optional interaction cues in italics) Numbers correspond to storyboard pictures and placement upon the storyboard. Always feel free to use less pictures, if it's best for your kids. Simply black out the numbers next to pictures you do not plan to use. All pictures are found in the Visual Aids book. Put BG (background) pictures on storyboard ahead of time. SB pictures (listed below in story text) are added to board as you tell the story. These numbers are also found on the back of each picture.

Tip: Stack pictures in numerical before telling story for easy use. Use sticky-back velcro to attach pictures to storyboard felt. Use sticky-tac putty to stick a picture on top of another picture.

Squibble, squabble, squibble squabble. The believers in the big city of Rome were fighting with each other. (SB1) At Priscilla and Aquila's house; and at Aristobulus' house. (SB2) At Narcissus' house, and two other houses, (SB3) little groups of believers gathered to worship God. They were all saved through Jesus. They were all part of God's family. And they (SB4) should have been loving each other like sisters and brothers; but, they weren't! They (SB5) were fighting with each other, instead. Squibble, squabble!

How do you think they were fighting each other? Hitting with their fists? Kicking with their legs?

What do you think?

No, they weren't hitting each other with their fists. No, they weren't kicking each other with their legs. But, oh, how they were fighting and hurting each other with the squibble-squabbling words that came out of their mouths!

What was all the fuss about? Well, it had to do with what kind of family you came from—a family of (SB6) Jews or a family of (SB7) Gentiles.

Jew and Gentile. Have you ever heard of those Bible family names? Let's find out what they are.

Some of the believers were Jews. They came from families (SB8) who worshipped the LORD. They grew up learning the Bible and trying to obey its laws... ALL of them... and there were A LOT! (Laws is another word for rules.) Let me tell you about them.

There were...(SB9) the Ten, Big Laws God gave them.

Can you remember the special name of the Ten, Big Laws?

The special name of these laws is the 10 Commandments. They were the LOVE laws. These laws told how to love God and love one another. That was the FIRST kind of laws that God gave the Jews to obey.

But there were more laws than just those! There was a SECOND kind of laws that God gave the Jews. These were the (SB10) FRIENDSHIP WITH GOD laws. They told the Jews what worship gifts they needed to give to God when they disobeyed Him. These laws kept them in friendship with God.

But there were even more laws than those! There was a THIRD kind of laws that God gave the Jews. These were the (SB11) LIVE TOGETHER laws. These told the Jews how to live their everyday lives--what clothes they should wear; what food they should eat; how to take care of sick people; what to do when they had arguments; and, other everyday things like that.

Wow! What a lot of laws God gave the Jews! But God had a good purpose for every one of them. These laws helped everyone know what God is like. And, they helped everyone see that the Jews were God's special people, living His way, and waiting for Him to send the Savior one day.

Story with lines separating paragraphs (text in bold, optional interaction cues in italics)

And at just the right time, (SB12) God DID send the Savior--His Son, Jesus! Jesus lived a perfect life. He kept all of God's good laws. Then He suffered and died on the cross, giving His life as the final, perfect worship gift that paid for sins. On the third day, Jesus rose from the dead, showing that He had beaten sin and death for all who would turn away from their sins and trust in Him as their Savior. Jesus had made the way for us to be friends with God!

When these Jews heard the good news of Jesus, they were so happy! Here was the Savior they had been waiting for! He had paid for their sins! They trusted in Him as their Savior. Now they were God's people, saved through Jesus.

There is the special name for people who have Jesus as their Savior. Do you know what it is?

Can you tell me?

They are called (SB13) Christians. And so now, these Jews weren't just Jews anymore. Now they (SB14) were Christians.

But what should these Jewish Christians do with all those laws from God's Word? They had obeyed them for so long! Should they keep on obeying them now that Jesus had come? They thought about this A LOT!

Let's see... well, they KNEW (SB15,16) they should keep on obeying God's Ten, Big, Love laws—the 10 Commandments. They still needed to keep on loving God and others, like the LOVE laws taught. That was clear.

And, they KNEW (SB17) that Jesus had paid for their sins. His life had been the final worship gift. He gave them FOREVER friendship with God. So they did NOT have to keep the FRIENDSHIP WITH GOD laws anymore.

But what about all those (SB18) LIVE TOGETHER laws? The ones about what Jews should eat and drink and do in their everyday lives? The Savior Jesus had come. Now they were Christians. Were they supposed to keep on living together like Jews, too?

Do you think God wanted them to keep those laws still?

Many of the Jews LIKED those LIVE TOGETHER laws. Actually they LOVED them. They didn't want to get rid of them...and they wanted everyone else to keep them, too. They thought that (SB19) EVERYONE should become a Christian, saved through Jesus; but, they should keep on living together like Jews... EVEN the people who didn't grow up as Jews!

Uh oh, that might just cause a problem or two...especially for the believers who came from that OTHER kind of Bible family-- the Gentiles. Let me tell you about them.

Gentiles came from families who had NOT grown up knowing the Bible or keeping its laws—not the Ten, Big, Love laws or the Friendship with God laws, or even the Live Together laws. They had (SB20) grown up worshipping fake gods. And actually, worshiping those fake gods meant (SB21) doing some very bad things that disobeyed God's good laws--like the big, worship parties they held to honor them.

But when these Gentiles heard the good news of Jesus, they left their fake gods and their bad ways behind. They trusted in Jesus as their Savior and they wanted to live God's way now. They (SB22) became Christians.

They gathered as a church with the Jewish believers. And as they listened to God's Word, they heard all about all those laws for the first time. Now everyone had a question...

Can you guess what the question was?

Story with lines separating paragraphs (text in bold, optional interaction cues in italics)

The question was: what should they--the people from Gentile families-- do with all of those laws?

Like the Jewish Christians, the Gentile Christians KNEW (SB23) that they should obey God's Ten, Big, Love laws—the 10 Commandments. They still needed to keep on loving God and others, like those LOVE laws taught. That was clear.

And like the Jewish Christians, they KNEW that (SB24) Jesus had paid for their sins. His life had been the final worship gift. He gave them FOREVER friendship with God. So they did NOT have to keep the FRIENDSHIP WITH GOD laws anymore.

But what about those LIVE TOGETHER laws? The laws that told the Jews how to live together. The Savior had come. Surely Gentiles didn't need to obey THOSE laws! Surely they didn't need to live like Jews to be Christians! That didn't make sense! They were saved through Jesus, not those laws! (SB25) Nope. They would NOT obey the LIVE TOGETHER laws. No way!

And so came all of the squibble-squabbling.

"We're (SB26) better than you, Gentiles," the Jewish Christians said. "Long ago, God chose US to be His special people through Abraham. He chose US to write down the Bible, His Word. He gave US the great promises about the Savior Jesus coming. Jesus came from OUR family. He was a Jew! God gave US His good laws—the LOVE laws and the FRIENDSHIP WITH GOD laws and the LIVE TOGETHER laws. All of them! We obey them and so should you! That's what God's people have always done," they told the Gentiles.

"You are NOT better than us!" the Gentile Christians squabbled back. "Yes, you're right. Long ago, you Jews WERE chosen to be God's special people. But now, many people from your family don't even believe in Jesus. Maybe we ARE just Gentiles. Maybe our families didn't come from God's special people, long ago. But we (SB27) believe in the Savior Jesus NOW! And a lot more of US believe in Him than you, Jews! Look who God is choosing to make into His special people NOW— it's us, Gentiles. And we DON'T have to keep all of your Live Together Laws!" they squabbled back.

Far away in the city of Corinth, (SB28) Paul heard about these squabbles. Paul had come from a Jewish family. (SB29) He had grown up reading the Bible and learning God's laws. He had tried as hard as he could to keep them all, but he could never obey them as God required. Nope, if there was one thing Paul knew, it was only by trusting in Jesus as their Savior that ANYONE can be forgiven of their sins. That was the only way to become one of God's people. These believers needed to remember this; so, Paul decided to do something about it.

Can you guess what Paul did?

Paul wrote them a letter.

"(SB30) Help me write to the believers in Rome," Paul asked his friend, Tertius. So Tertius got out his scroll and wrote down Paul's words:

**"Dear believers in Rome,
I thank God for saving you! I can't wait for the day when I will get to see you and we can encourage each other in our faith in God! God has given me the job of preaching to all of you--both Jews and Gentiles. One day, I hope to come and preach more of the good news of Jesus to you in Rome, face-to-face.**

Story with lines separating paragraphs (text in bold, optional interaction cues in italics)

I know (SB31) you are squabbling about who comes from a better family—the Jews or the Gentiles. I know you are squabbling about the Live Together Laws from God’s Word. But remember: all people have sinned against God—both Jews and Gentiles. EVERYONE! None of us is righteous. None of us does what is good and never sins. NO ONE! We all deserve God’s punishment.

Jews: God may have chosen your family to write down His Word, the Bible. He may have given your family His laws to live by. But you couldn’t obey them all, could you? Nope! You were all law breakers! (SB32) You needed a Savior to save you from your sins. Only Jesus could do that for you. Be thankful, not proud!

And you, Gentiles: Yes, maybe a lot more people from your Gentile families are trusting in Jesus as their Savior than the Jews these days, but it’s not because Gentiles are better than Jews. It’s only because God has been kind enough to save you through Jesus, too. (SB33) Be thankful, not proud!

You are ALL part of God’s family. The (SB34) Holy Spirit lives in ALL of you. Stop your squibble-squabbling! Love each other like sisters and brothers should! Use the gifts God has given each of you to care for each other and to show others how great God is!

Praise God together with me! He gives us everything we need through Jesus, our Savior!

Paul

Paul rolled up the letter and gave it to (SB35) Phoebe to take to the believers in faraway Rome.

What happened when Paul’s letter was read to the believers in Rome? We don’t really know. The Bible doesn’t tell us. How Paul hoped it would help them remember that they ALL needed Jesus to be their Savior. How he hoped it would stop their squibble-squabbling over who is best and over those LIVE TOGETHER laws!

Paul wanted them to love God and love one another. He wanted them to live out the good news of Jesus together, and share it with others. And I hope that’s exactly what they did!

Cracking the Case: (story wrap-up for Listening Assignments)

It's time to see how we did with our Listening Assignment.

Detective Dan's Lesson #1 Listening Assignment:

I need to know:

To squabble means to argue about something.

1. Who were the brothers and sisters who were squabbling? The believers in Rome.

2. What were they squabbling about?

They were squabbling about who was best--the Jews or the Gentiles. And, if all believers should keep the Live Together laws of the Jews.

For You and Me:

Just like the believers in Rome, we need to remember that it is only through God's free gift of forgiveness through Jesus that anyone can become one of God's people. This can be His gift to us, too, if we turn away from our sins and trust in Jesus as our Savior.

Detective Dan's Lesson #2 Listening Assignment:**Our Bible Verse is Ecclesiastes 7:20, 29:**

"There is not a righteous man on earth who does what is right and never sins... This only have I found: God made mankind upright, but men have gone in search of many schemes."

I need to know:

1. What two kinds of families did the believers in Rome come from? From Jew and Gentile families.

2. What did they need to remember that would help them stop squabbling with each other? That none of them had been righteous. None of them had pleased God by their own, good works. They were saved only through the Savior, Jesus. That's what mattered. Not the Live Together laws.

For You and Me:

None of us can ever be good enough to please God. None of us would ever be able to know God or be His people on our own. But the good news is that Jesus did live a perfect life. He offered up His righteous to pay for the sins of God's people--all who turn away from their sins and trust in Jesus as their Savior. God loves to help us do this. Ask Him!

Detective Dan's Lesson #3 Listening Assignment:

I found six clues, but two of them are **NOT** in the story. They are: Jews; a jar; Gentiles; fake gods; a bear; and a house.

Hold each of them up for the children to see as you identify them.

I need to know:

1. Which four belong in the story and which two don't? The Jews; Gentiles; fake gods; and the house belong in the story. The jar and bear were not.

2. Who thanked God for saving them through Jesus?

Paul and the believers in Rome all thanked God for saving them through Jesus.

For You and Me:

God's people know that they could never live good enough lives to get to be God's people. They thank God for sending Jesus to pay for their sins when He suffered and died on the cross. Jesus can pay for our sins, too, if we turn away from our sins and trust in Him as our Savior. Then we can thank God for saving us and making us His people, too!

The Gospel (story wrap-up if NOT using Listening Assignments)**Our Bible Truth is:****What Is the Gospel?**

It's Salvation through Faith in Jesus Christ...

we have all disobeyed God and deserve His punishment!

Did you know that Paul's letter to those believers in Rome became part of God's Word, the Bible? Millions and millions of people have read his letter to those people in Rome and learned from them. Why, even you are learning from them today! What is the most important thing that we can learn from Paul's letter? It is that all of us are lawbreakers who have chosen to disobey God. We all need to turn away from our sins and trust in Jesus as our Savior. And if we do, God will forgive us and make us His dearly-loved people forever!

Close in prayer.

Closing ACTS Prayer

- A** God, we praise You for being the good God who hates sin.
- C** We confess that we have all rebelled against You and Your good ways. We have all chosen to live life our own way instead. We need a Savior!
- T** Thank You for not just being good, but for being merciful, too. Thank You for taking the punishment we deserve on Yourself that we might be saved. Thank You for offering us salvation through Jesus, when we repent of our sins and trust Jesus as our Savior.
- S** God, work in our hearts. Help us to turn away from living against You and Your good ways. Help us to trust in Jesus as our Savior. Help us to love You and know You. Help us to obey Your good laws.

In Jesus' name we pray. Amen.

Go to Lesson Plan, p.9 for the script to the rest of the lesson.

BIG QUESTION 3



What Is the Gospel?

VISUAL AID

#1

take out



of BQB



ANSWER:

It's Salvation through Faith in Jesus Christ!

The Big Question

*Hold up the Big Question sign for all the children to see,
and say:*

The Big Question we are investigating today is

Big Question Number 3:

What Is the Gospel?

and the Answer is:

It's Salvation through Faith in Jesus Christ!

Meaning:

Gospel means "good news." In the Bible, the gospel is the good news that God sent His Son Jesus to save sinners like you and me from the punishment we deserve for our sins. That salvation is ours when we turn from our sins and trust in Jesus as our own Savior. Now that is good news indeed!

Let's sing our Big Question Song:

Big Q & A 3 Song

DDD NIV Songs 3, track 12

(adapted version of "Oh, My Darlin' Clementine")

What's the gospel?

What's the gospel?


Can you tell me what it is?

It's salvation through faith in Jesus,


That's what the gospel is. (repeat)

BIG QUESTION 3: Four truths about the Gospel

1.



2.



3.



4.



Visual Aid

#2



of BQB

This Unit's Bible Truths

"It's salvation through faith in Jesus Christ" is a good beginning, but there's so more to learn. So it's time for us to dig down even deeper for more answers to our Big Question about God. We're going to be learning FOUR Bible truths that all tell us more about the wonderful good news of God-the gospel.

Who would like to hand me the picture with our four Bible truths on it? It's in the Big Question Box/Briefcase."

Choose a child to get it and hand it to you, then hold it up and show them the pictures of the four truths they will be learning.

After everyone has had a good look say...

"Ok, we've learned one truth about the gospel. It's this one: "God made us and we should obey Him" (point to pictures as you identify each Bible Truth). Now let's look at our Bible Truth Clue sign and see if we can figure out which of these four truths we will be learning about today. Who would like to get it out of the Big Question Briefcase for me?"

Choose a child to open the briefcase, take out the Bible Truth Clue sign and hand it to you.

CAN YOU GUESS BIBLE TRUTH 2?

What is the Gospel?


It's Salvation through Faith
in Jesus Christ...

we have **all** disobeyed God
and deserve His ???

HINT: What we deserve when
we do something wrong on purpose.
It's a sad word that rhymes with "compliment."

ANSWER:

We have **all** disobeyed God
and deserve His PUNISHMENT!



Visual Aid

#3



of BQB

take out

Revealing the Bible Truth

We Are Learning

Hold up the front side for the children to see. Cover up the answer, written along the bottom, and say:

“What Is the Gospel?”

It’s Salvation through Faith in Jesus Christ!

We have all disobeyed God and deserve His ???? !”

“We’re missing one word. Here’s the hint to what the missing word is. It says: “What we deserve when we do something wrong on purpose. It’s a sad word that rhymes with “compliment.”

Can you guess? It’s “punishment.”

So the Bible Truth we are learning today is:

(Uncover answer from bottom of sign, show it to them and say:)

“What Is the Gospel?”

It’s Salvation through Faith in Jesus Christ!

We have all disobeyed God and deserve His punishment!”

And here is what this Bible Truth means:

(read the meaning off of the back of the sign, say:)

God is our good Creator. He made us with a spirit, so we can know and love Him. He is our good King. He gave us good laws that show us how to love Him and love each other. The most wonderful life we can have is knowing and loving God. We were made to know Him and to live as He wants us to live.

But instead of choosing God and His wonderful way of life, we have all chosen to disobey Him and His good laws. We have chosen to live life our own, selfish way, instead. This is what the Bible calls “sin”. Because God is good, He hates sin, and He will punish it. And oh, how terrible is God’s punishment for sin! It is to live apart from Him and everything good forever! Every single one of us deserve this punishment for our sins.

But God isn’t only good; He’s merciful, too. Merciful means treating us better than we deserve, and that’s just exactly how God offers to treat us. Yes, our sins must be punished, but God has chosen to take that punishment on Himself. That’s why He sent Jesus, His own dear Son, to earth. Jesus came to take the punishment we deserved for our sins when He suffered and died on the cross. God promises to forgive all who turn away from their sins and trust in Jesus as their Savior. That can even include you and me! Isn’t God amazing? How great is God’s love for us!

Visual
Aid
#4

Place
verse in
DDD
Bible"

take out
? ?
the
of BQB

**"There is not a righteous man on earth
who does what is right and never sins...**



**This only have I found: God made mankind upright,
but men have gone in search of many schemes."
Ecclesiastes 7:20,29**

Bible Truth 2 Bible Verse

Remove the Bible Verse Picture from the "Bible" folder and hold it up for all the children to see, then say:

Ecclesiastes 7:20,29 tells us:

Ecclesiastes 7:20,29

"There is not a righteous man on earth who does what is right and never sins... This only have I found: God made mankind upright, but men have gone in search of many schemes."

Learn a Little: "There is not a righteous man on earth who does what is right and never sins."

What does that mean?

In the beginning, God created the heavens and the earth. He created it all good. Oh, how wonderful was the love that those first people had for God! Oh, how wonderful it was to know Him and to obey Him! The big Bible word for loving God and living His good way is "righteous."

But that's not the way things are now. Sadly, we all have chosen to disobey God. We want to do things our own way, not God's good way. We make sneaky schemes and plan how we can get what we want or do what we want, instead of what God wants. Our hearts are not full of love for God or for others as they should be.

No one is righteous anymore. No one, that is, except Jesus, God's Son. God sent Jesus live a perfect, righteous life and give it as the payment for our sins. We can have Jesus' righteousness and become one of God's people, when we turn away from our sins and trust in Jesus as our Savior. God loves to help us do this. Ask Him!

"We've said our Bible verse, now let's sing it!"

There Is Not A Righteous Man: Ecclesiastes 7:20,29

DDD NIV Songs 3, track 20

There is not a righteous man on earth,
Who does what is right and never sins.
This only have I found;
God made mankind upright,
But men have gone in search of many schemes.
Ecclesiastes Seven: twenty and twenty-nine.

"Now it's time to do a bit more deep down investigating. Let's see what Detective Dan wants us to help him figure out. Would someone like to get it out for me?"

DDD 3.2 Bible Verse Picture--Back

take out



Place in



Visual Aid



Detective Dan's Listening Assignment #1

Detective Dan's

Listening Assignment #1



Hi, Deep Down Detectives!

I'm working on a brand-new case called:

“The Case of the Squabbling Brothers and Sisters.”

I need to find out:

To squabble means to argue about something.

1. Who were the brothers and sisters who were squabbling?

AND

2. What were they squabbling about?

Can you help me? Listen carefully to the story and you might just hear the answers!

Thanks!

Detective Dan

Then say, “Ok, Deep Down Detectives! Put on your best listening ears and see if you can hear the answers to Detective Dan’s questions. When I finish telling the story, we will see if we can answer all of his questions.”

Read the Bible Truth story, putting up the storyboard pictures as you tell it.

At the end of the story, repeat the questions and lead the children in answering them. Present the gospel and close in prayer.

Answers to assignment questions, the gospel and ACTS prayer are also included at the end of the story text.

Answers:

To squabble means to argue about something.

1. Who were the brothers and sisters who were squabbling? The believers in Rome.

2. What were they squabbling about?

They were squabbling about who was best--the Jews or the Gentiles. And, if all believers should keep the Live Together laws of the Jews.

For You and Me:

Just like the believers in Rome, we need to remember that it is only through God’s free gift of forgiveness through Jesus that anyone can become one of God’s people. This can be His gift to us, too, if we turn away from our sins and trust in Jesus as our Savior.

take out



of BQB

Place in



Visual Aid



Detective Dan's Listening Assignment #2

Detective Dan's

Listening Assignment #2



Hi, Deep Down Detectives!

I'm still working on the case called:

"The Case of the Squabbling Brothers and Sisters."

Our Bible verse is Psalms Ecclesiastes 7:20,29:

"There is not a righteous man on earth who does what is right and never sins... This only have I found: God made mankind upright, but men have gone in search of many schemes."

I need to find out:

1. Who were the brothers and sisters who were squabbling?

AND

2. What were they squabbling about?

Can you help me? Listen carefully to the story and you might just hear the answers!

Thanks for your help!

Detective Dan

Then say, "Ok, Deep Down Detectives! Put on your best listening ears and see if you can hear the answers to Detective Dan's questions. When I finish telling the story, we will see if we can answer all of his questions."

Read the Bible Truth story, putting up the storyboard pictures as you tell it. At the end of the story, repeat the questions and lead the children in answering them. Present the gospel and close in prayer.

Answers to assignment questions, the gospel and ACTS prayer are also included at the end of the story text.

Answers:

Our Bible Verse is: Ecclesiastes 7:20,29

"There is not a righteous man on earth who does what is right and never sins... This only have I found: God made mankind upright, but men have gone in search of many schemes."

For You and Me:

1. What two kinds of families did the believers in Rome come from?
From Jew and Gentile families.

2. What did they need to remember that would help them stop squabbling with each other? That none of them had been righteous. None of them had pleased God by their own, good work. They were saved only through the Savior, Jesus. That's what mattered. Not the Live Together laws.

For You and Me:

None of us can ever be good enough to please God. None of us would ever be able to know God or be His people on our own. But the good news is that Jesus did live a perfect life. He offered up His righteous to pay for the sins of God's people--all who turn away from their sins and trust in Jesus as their Savior. God loves to help us do this. Ask Him!

take out



Place in



Visual Aid



Detective Dan's Listening Assignment #3

Detective Dan's

Listening Assignment #3



Hi, Deep Down Detectives!

I'm still working on the case called:

"The Case of the Squabbling Brothers and Sisters."

I found SIX clues, but TWO of them are NOT in the story. They are: Jews; a jar; Gentiles; fake gods; a bear; and a house.

Hold up each of the six pictures for the children to see as you identify them. Better yet, put them up on your flannelgraph board, off to one side.

I need to know:

1. Which four belong in the story and which two don't?
2. Who thanked God for saving them through Jesus?

Can you help me? Listen carefully to the story and you might just hear the answers!

Thanks!

Detective Dan

Then say, "Ok, Deep Down Detectives! Put on your best listening ears and see if you can hear the answers to Detective Dan's questions. When I finish telling the story, we will see if we can answer all of his questions."

Read the Bible Truth story, putting up the storyboard pictures as you tell it. At the end of the story, repeat the questions and lead the children in answering them. Present the gospel and close in prayer.

Answers to assignment questions, the gospel and ACTS prayer are also included at the end of the story text.

Answers:

1. Which four belong in the story and which two don't?

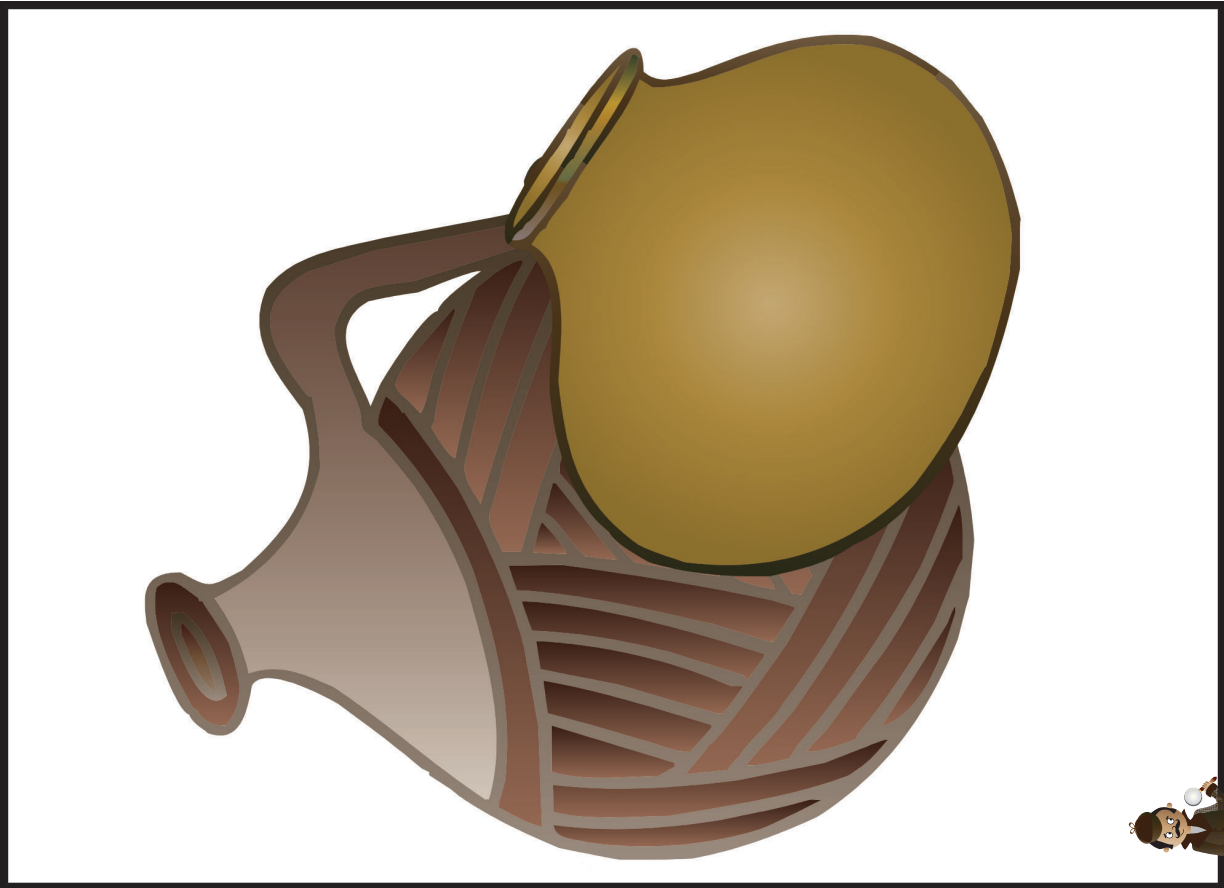
The Jews; Gentiles; fake gods; and the house belong in the story. The jar and bear were not.

2. Who thanked God for saving them through Jesus?


Paul and the believers in Rome all thanked God for saving them through Jesus.

For You and Me:

God's people know that they could never live good enough lives to get to be God's people. They thank God for sending Jesus to pay for their sins when He suffered and died on the cross. Jesus can pay for our sins, too, if we turn away from our sins and trust in Him as our Savior. Then we can thank God for saving us and making us His people, too!



A Jar



Jews

VISUAL
AID
#5C

Place in
DDD
Bible™

take out
Big
Question
Briefcase
of BQB

VISUAL
AID
#5C

Place in
DDD
Bible™

take out
Big
Question
Briefcase
of BQB


DDD 3.2 Lesson 3 Listening Assignment Clue Picture 2 for kids

DDD 3.2 Lesson 3 Listening Assignment Clue Picture 1 for kids


Zeus



Hermes



Fake Gods



Gentiles

VISUAL
AID
#5C

Place in
DDD
Bible™

take out
Big
Question
Briefcase
of BQB


VISUAL
AID
#5C

Place in
DDD
Bible™


take out
Big
Question
Briefcase
of BQB

DDD 3.2 Lesson 3 Listening Assignment Clue Picture 4 for kids

DDD 3.2 Lesson 3 Listening Assignment Clue Picture 3 for kids



A House



A Bear

VISUAL
AID
#5C

Place in
DDD
Bible™

take out
Big
Question
Briefcase
of BQB

VISUAL
AID
#5C

Place in
DDD
Bible™

take out
Big
Question
Briefcase
of BQB

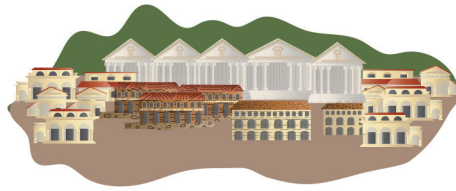
DDD 3.2 Lesson 3 Listening Assignment Clue Picture 6 for kids

DDD 3.2 Lesson 3 Listening Assignment Clue Picture 5 for kids


Big Question 3, Bible Truth 2 Storyboard Background Pictures Key (BG)

Put these pictures in place on your storyboard BEFORE you tell your story.

BG1 Rome



BG2 Paul's Residence in Corinth



Big Question 3, Bible Truth 2 Storyboard Pictures Key (SB)

Store these pictures in numerical order in your DDD Bible Folder.

Add these to your story as you tell it. Numbers correspond to placement order.

SB1 Houses of Priscilla and Aquila and Aristobulus



SB2 Houses of Narcissus and Two Others



SB3 Believers Gathering to Worship God



SB4 Believers Loving Each Other



SB5 Believers Squabbling with Each Other



SB6 Family of Jews



SB7 Family of Gentiles



SB8 Love the LORD, Learn His Laws



SB9 10 Big, Love Laws



SB10 Friendship with God Laws



SB11 Live Together Laws



SB12 Jesus Came and Paid for Sins; He Fulfilled the Friendship with God Laws



SB13 Christians



SB14 Jewish Christians



SB15 10 Big, Love Laws



SB16 Jewish Christians Obey the Love Laws



SB17 Jewish Christians Believe Jesus Fulfilled the Friendship with God Laws



SB18 The Live Together Laws



SB19 Jewish Christians Obey the Live Together Laws



SB20 Gentiles Worship Fake Gods



SB21 Gentiles Disobey God's Laws in Their Worship Parties



SB22 Gentiles Become Christians



SB23 Gentiles Obey Love Laws



SB24 Gentile Christians Believe Jesus Fulfilled the Friendship with God Laws



SB25 Gentile Christians Do NOT Obey Live Together Laws



SB26 Jews Are Best



SB27 Gentiles Are Best



SB28 Paul in Corinth



SB29 Paul Can't Keep God's Law Perfectly, Salvation Only Through Jesus



SB30 Tertius Writing



SB31 Squabbling Over Live Together Laws



SB32 Jews Saved by Jesus Only



SB33 Gentiles Saved by Jesus Only




SB34 Holy Spirit in A Jew and Gentile Christians



SB35 Phoebe Taking Paul's Letter



Note: Use sticky tac putty rather than velcro on back of pictures placed on top of other pictures.



NOTE:


Some of the larger images are assembled from two or more pages. You can make these easier to fold by leaving a small gap in the lamination between the pieces. This allows you to fold the image along the gap.



leave slight gap here
to create a “hinge” for
easy folding




BG1 Rome pt 1 of 3
DDD 3.2 Story
glue together, then laminate
Place on board BEFORE telling story



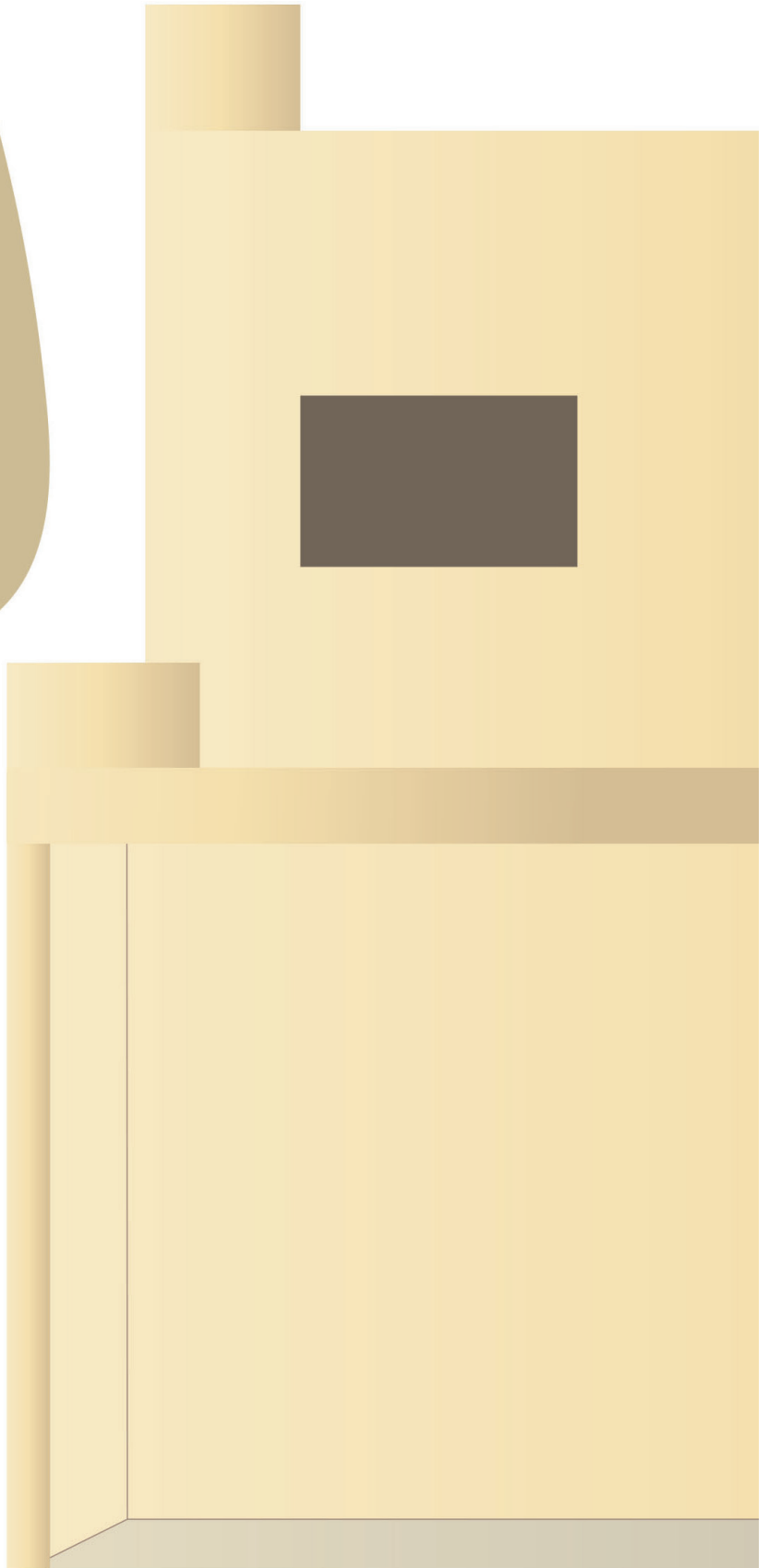
BG1 Rome pt 2 of 3
DDD 3.2 Story
glue together, then laminate
Place on board BEFORE telling story



BG1 Rome pt 3 of 3
DDD 3.2 Story
glue together, then laminate
Place on board BEFORE telling story




BG2 Paul's Residence in Corinth
Part 1 of 2 DDD 3.2 Story
glue together, then laminate
Place on board BEFORE telling story




SB33 Gentiles Saved by Jesus Only
DDD 3.2 Story

BG2 Paul's Residence in Corinth
Part 2 of 2 DDD 3.2 Story
glue together, then laminate
Place on board BEFORE telling story



SBI Houses of Priscilla and Aquila and
Aristobulus
DDD 3.2 Story



10 Big, Love Laws

The
LORD

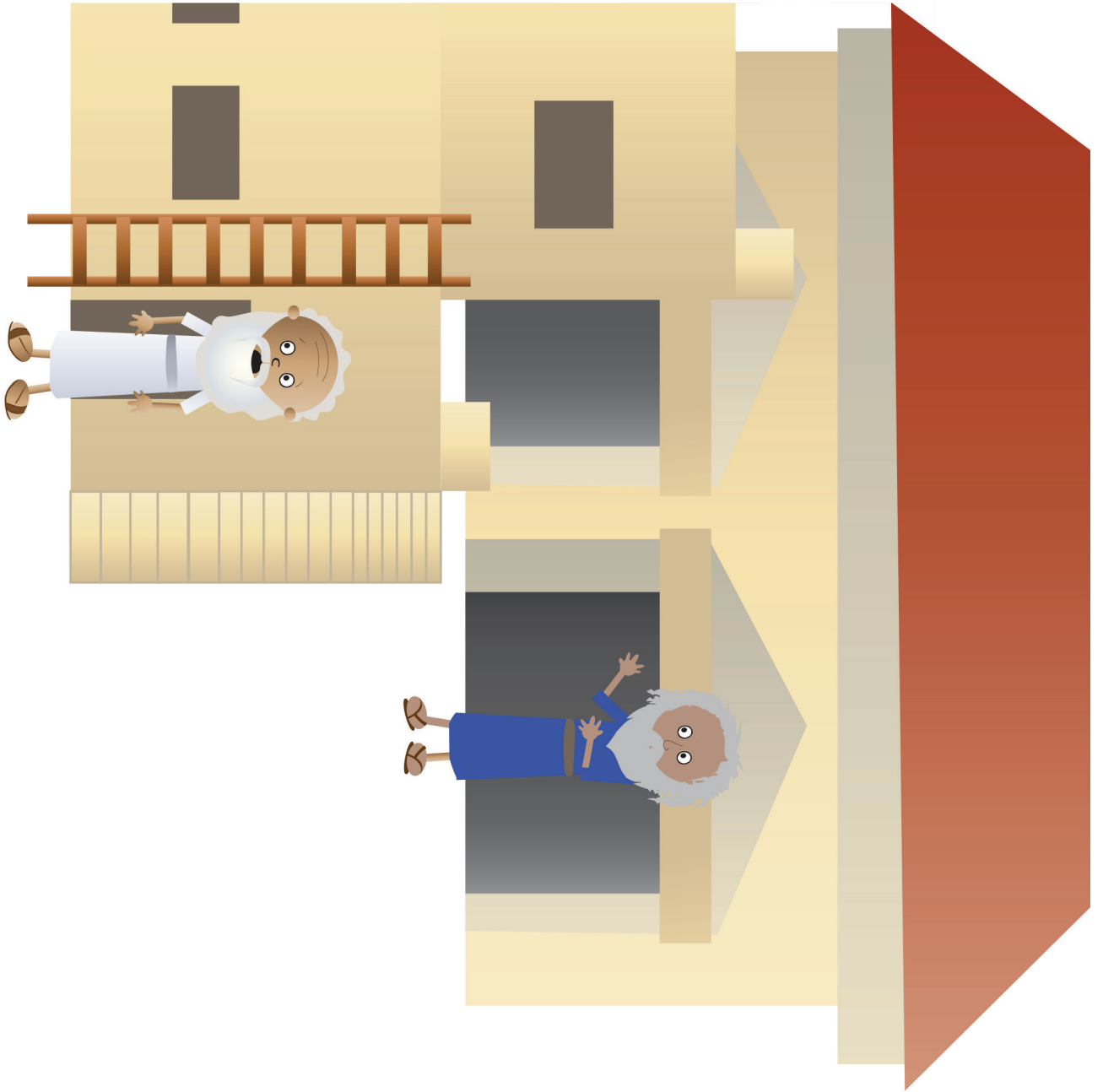
I
II
III
IV
V

VI
VII
VIII
IX
X



SB2 Houses of Narcissus and Two
Others
Part 1 of 2 DDD 3.2 Story
glue together, then laminate

SB15 10 Big, Love Laws
DDD 3.2 Story



SB2 Houses of Narcissus and Two
Others

Part 2 of 2 DDD 3.2 Story
glue together, then laminate



Jews



Gentiles



SB7 Family of Gentiles
DDD 3.2 Story

SB6 Family of Jews
DDD 3.2 Story

SB3 Believers Gathering to
Worship God
DDD 3.2 Story



SB35 Phoebe Taking
Paul's Letter DDD 3.2 Story

SB4 Believers Loving
Each Other
DDD 3.2 Story




SB30 Tertius Writing
Paul's Letter DDD 3.2 Story

SB5 Believers Squabbling with Each
Other
DDD 3.2 Story

SB28 Paul in Corinth
Paul's Letter DDD 3.2 Story

10 Big, Love Laws



THE
LORD



SB9 10 Big, Love Laws
DDD 3.2 Story


SB8 Love the LORD,
Learn His Laws
DDD 3.2 Story

Jesus Made Our Friendship with God




SB12 Jesus Came and Paid for Sins;
Fulfilled the Friendship with God
Laws
DDD 3.2 Story

Friendship with God Laws




SB10 Friendship with God Laws
DDD 3.2 Story

Live Together Laws




SB11 Live Together Laws
DDD 3.2 Story

Live Together Laws




SB18 Live Together Laws
DDD 3.2 Story


YES!!!!



YES!!!!



Christians




**Jewish
Christians**

SB17 Jewish Christians Believe Jesus
Fulfilled the Friendship with God Laws
DDD 3.2 Story

SB13 Christians
DDD 3.2 Story

SB16 Jewish Christians Obey the Love
Laws
DDD 3.2 Story

SB14 Jewish Christians
DDD 3.2 Story




SB20 Gentiles Worship Fake Gods
DDD 3.2 Story



SB21 Gentiles Disobey God's Laws in
Their Worship Parties
DDD 3.2 Story


SB26 Jews Are Best
DDD 3.2 Story



SB27 Gentiles Are Best
DDD 3.2 Story

SB25 Gentiles Christians Do NOT
Obey Live Together Laws
DDD 3.2 Story

YES!!!!



**Gentile
Christians**

YES!!!!



YES!!!!



SB19 Jewish Christians Obey Live
Together Laws
DDD 3.2 Story

SB24 Gentile Christians Believer Jesus
Fulfilled the Friendship with God Laws
DDD 3.2 Story

SB23 Gentile Christians Obey the Love
Laws DDD 3.2 Story

SB22 Gentiles Become Christians
DDD 3.2 Story



SB29 Paul Can't Keep God's Law
Perfectly; Salvation Only Through
Jesus
DDD 3.2 Story



Live Together

Laws

YES!!!!



NO!!!!



SB31 Squabbling Over Live Together
Laws
DDD 3.2 Story



SB32 Jews Saved by Jesus Only
DDD 3.2 Story

SB34 Holy Spirit in Both Gentile and
Jewish Christians
DDD 3.2 Story

DEEP DOWN DETECTIVES



**Unit 3,
Bible Truth 3
Visual Aids
and
Large Format Storyboard Pictures**

About Deep Down Detectives Visual Aids and Large Format Storyboard Pictures

How Are They Used?



The Deep Down Detectives Visual Aids and Large Format Storyboard Pictures are companion resources to be used alongside the Deep Down Detectives Core Curriculum for each unit. These colorful pictures are used in presenting the key concepts, telling the Bible stories, and, in playing the Bible Story Review games. The storyboard pictures in this book are for flannelgraph boards at least 36" x 48." (Choose Visual Aids with Small Format Storyboard Pictures for smaller boards.)

What Do They Include?



There are six, different resources included in this book:

1. Key Concept Visual Aids-- colorful signs of the Big Question and Answer, the Bible Truths taught in each unit, the Bible verses, and the Listening Assignments used with the curriculum for each Bible Truth taught in the unit.

2. The Storyboard Picture Key--a who's who of the pictures in thumbnail size.

3. Storyboard Suggested Picture Placement page--how you can place your pictures up on your storyboard that works well with the story.


4. The Storyboard Pictures, themselves. Notice that each picture is identified on the back for easy reference.

5. Directions for how to make a homemade flannelgraph storyboard and sturdy storyboard pictures.

6. Directions for making the Deep Down Detectives "Bible" Folder and the **back/front images** to paste in place when making it. (Larger back/front images are found online with the curriculum.)



Ready, Set, Rip It Out!



This book is meant to be ripped up and made into your visual aid. The key concept signs can be cut out and laminated or slipped into sheet protectors. Cut out around the storyboard images and ideally, laminate these. Some of the biggest pictures actually need to be stuck together, before laminating.

Store It!



Deep Down Detectives is a curriculum that can be used over and over. Store your visual aids and storyboard pictures after using them and they will serve you for many years. We store ours in manilla envelopes and then put them (along with all the rest of the curriculum) in magazine files, labeled by unit. If you have multiple classes using the curriculum, store each set of resources in separate manilla envelopes. This will make prep much simpler, second time around.

Replacement Storyboard Pictures



You can always purchase this book again or simply go online to the praisefactory.org website (Deep Down Detectives section) and print out any pictures that go missing.

The Case of the Savior, from Start to Finish*Genesis, The Gospels***Story-telling Tips**

Ahead of time:

1. Read the Bible verses and story. Pray!
2. Choose story action cues and prepare storyboard figures/Story Scenes, if using. (In Visual Aids book)
3. Practice telling story with the storyboard figures/Story Scenes, timing your presentation. Shorten, if necessary.

During your presentation:

1. Maintain as much eye contact as possible as you tell the story.
2. Put up storyboard figures/add story action cues/hold up Story Scenes as you tell the story. Allow the children to help you put them on the board, if desired.
3. Include the children in your story with a few questions about what they think will happen or words/concepts that might be new to them.
4. Watch the kids for signs that their attention span has been reached. Shorten, if necessary.

INTRODUCTION/ LISTENING ASSIGNMENTS (Optional)

"Our story is called: The Case of the Savior, from Start to Finish. Here is your listening assignment..." Read the Listening Assignment for your lesson off of the Detective Dan's Listening Assignment sign or from the text below:

Detective Dan's Lesson #1 Listening Assignment:**I need to know:**

1. Who was the Savior?
2. When did the promise of a Savior start? When did it finish?

Detective Dan's Lesson #2 Listening Assignment:**Our Bible Verse is Isaiah 53:5-6**

"But he was pierced for our transgressions, he was crushed for our iniquities; the punishment that brought us peace was upon him, and by his wounds we are healed. We all, like sheep, have gone astray, each of us has turned to his own way; and the LORD has laid on him the iniquity of us all."

I need to know:

Transgressions and iniquities are other words for sin.

1. Whose transgressions and iniquities deserved God's punishment in our story?
2. Who came to take God's punishment for them?

Detective Dan's Lesson #3 Listening Assignment:

I found six clues, but two of them are NOT in the story.

They are: a tree; a lamp; a garden; a cave-grave; a bed; and, a man named Abraham.

Hold each of them up for the children to see as you identify them.

I need to know:

1. Which four belong in the story and which two don't?
2. Which one did the Savior use to prove He had won? What do we thank Him for beating?

Read the assignment questions, THEN SAY,

"Ok, Deep Down Detectives! Put on your best listening ears and see if you can hear the answers to Detective Dan's questions. When I finish telling the story, we will see if we can answer all the questions."

Read the Bible Truth story, answer questions, present the gospel and lead in prayer.

Answers to questions; the gospel; and, ACTS prayer are included with the story text.

The Case of the Savior, from Start to Finish *Genesis, The Gospels*

Story with lines separating paragraphs (text in bold, optional interaction cues in italics) Numbers correspond to storyboard pictures and placement upon the storyboard. Always feel free to use less pictures, if it's best for your kids. Simply black out the numbers next to pictures you do not plan to use. All pictures are found in the Visual Aids book. Put BG (background) pictures on storyboard ahead of time. SB pictures (listed below in story text) are added to board as you tell the story. These numbers are also found on the back of each picture.

Tip: Stack pictures in numerical order before telling story for easy use. Use sticky-back velcro to attach pictures to storyboard felt. Use sticky-tac putty to stick a picture on top of another picture.

Back in the very beginning, (SB1) God created our world.

Heavens and earth.

Sky and seas,

Mountains and valleys,

Flowers and trees,

Birds and fish and animals, too,

And best of all, God made people,

Like me and you.

And it was all good. VERY good.

But why were PEOPLE the best of all that God created, back in the very beginning? It's because He created people with something that no other earth creature had: a (SB2) living spirit that could know and love Him. We could have a special closeness to God that no one else could enjoy!

I'm sure it's very fine to be a fast horse galloping across a grassy field; or, a proud eagle soaring on the wind high up in the sky. I'm sure it would be marvelous to twist and spin like a dolphin in the ocean. And don't we all enjoy looking up at the beautiful stars at night or gazing at tall, snowy mountains in the distance? But NONE of this is ANYTHING as great as knowing God and being close to Him. That is the BEST thing anyone can ever enjoy. And that's why this spirit inside people makes us so very special, indeed!

God named the first man and woman, (SB3) Adam and Eve. He gave them a beautiful garden home with everything they needed—(SB4) perfect food to eat, perfect jobs to do, and perfect friendship to enjoy with each other.

But the best thing about life in the Garden, wasn't anything that Adam and Eve could put in their mouths, or do with their hands or even enjoy with each other. The best thing that Adam and Eve had in that Garden was something that they couldn't even see or touch. And it all had to do with that spirit God gave them.

Can you guess what that best thing was?

The best thing in that garden was (SB5) the very, very special closeness Adam and Eve had with God. It was unlike anything, any of us has had since the world began.

What was that very special closeness like? I like to call it (SB6) "Perfect Wonderfulness." It was "Perfect," because there was no sin in Adam and Eve's hearts that blocked it. And, it was "Wonderfulness," because it was far better than ANYTHING we can imagine. "Perfect Wonderfulness"-- knowing, loving, trusting and obeying God completely. And God sharing His love and showing Himself to them in a way deeper and better than any of us has ever known. Yes, life with God in the Garden was "Perfect Wonderfulness." And what made it even MORE wonderful was that it could go on this way forever and ever.

Doesn't the life Adam and Eve had with God sound amazing? Perfect Wonderfulness, lasting forever!

But the "Perfect Wonderfulness" did NOT last forever. (SB7) Satan, God's enemy, came into the Garden. He tempted Adam and Eve to doubt God and His goodness. His plan worked. Right there, in the middle of that beautiful Garden of love, Adam and Eve stopped trusting God and chose to rebel against Him instead.

Story with lines separating paragraphs (text in bold, optional interaction cues in italics)

What would God do? Well, there was only one thing that He could do. You see, GOOD. He is HOLY. He (SB8) hates sin. It is BAD. So, He did what He must do— He punished Adam and Eve for their disobeying.

(SB9) Life in God's perfect world was broken. Now, there would be sin and sadness, sickness and death. Life in the Garden was broken, too. Adam and Eve lost their perfect food and perfect jobs and perfect friendship with each other. Worst of all, (SB10) they lost their Perfect Wonderfulness, their very special closeness with God that would have gone on forever and ever.

Oh, what a lot Adam and Eve lost on that sad, sad day!

But there was something that Adam and Eve did NOT lose on that day.

Can you guess what it was?

They did NOT lose God's love.

God, in His great love and mercy was not finished with them or His world. He had always known what would happen. And He had always planned for it. He would NOT lose His people. He would SAVE them from their sins, and He, Himself, would do it.

So, on that very day, God gave Adam and Eve (SB11) a promise. He would send a Savior to crush the enemy. He would win back the Perfect Wonderfulness for them. He would win back the Forever Life with Him that He had created them to enjoy.

Yes, He would win it all back, through the Savior He would send. We know His name, don't we?

Can you tell me the Savior's name?

The Savior would be Jesus, God's own Son.

Adam and Eve had a family. (SB12) Their children had children, too. They were just like Adam and Eve. They had two eyes, two ears, two legs, and two arms. One head with one nose and one mouth. They even had that special heart made to know and love God. But sadly, (SB13) their hearts were broken with sin, just like Adam and Eve's. They ALL chose to disobey God and they ALL deserved His punishment. How sad!

But there was good news, too. Though they all disobeyed God and their hearts were broken with sin, (SB14) some remembered God's promise to crush their enemy. They trusted in God and looked forward in faith to the day when the Savior would come.

Can you tell me the Savior's name?

The Savior would be Jesus, God's own Son.

God's plan to send a Savior began to unfold. God chose (SB15) Abraham and his family to be the ones to prepare the world for the Savior. He gave them a special land to live in and His laws to live by. He gave them His special promises, too. God told them that all people would be blessed through someone who would be born into their family one day. (SB16) That someone would be the Savior.

Can you tell me the Savior's name?

The Savior would be Jesus, God's own Son.

Story with lines separating paragraphs (text in bold, optional interaction cues in italics)

Many years passed. Abraham's family grew (SB16) into thousands and thousands and thousands of people. A whole nation! Sometimes, they obeyed God, but many times they did not. They enjoyed God's great blessings when they obeyed. They felt His loving discipline when they did not.

When they kept refusing to obey, God's loving discipline became more painful. How God loved His people! So He gave them what they needed to turn back to Him. He (SB17) sent them far away from their home to work for their enemies. They were so sad. They missed the good home and the good life He had given them. At last, their hearts changed. They were sorry they had disobeyed God. They wanted to turn back to Him. God sent them good news: one day He would bring them back home. And one day, (SB18) He would send a Savior.

Can you tell me the Savior's name?

The Savior would be Jesus, God's own Son.

God kept His promises. He (SB19) brought Abraham's family back home. And then, at just the right time, God (SB20) sent the Savior to be born in Bethlehem--Jesus, God's own Son.

Jesus grew up. He (SB21) taught about God and did many amazing things. He lived a perfect life—the life that Adam and Eve and all of us were supposed to live, but never did. He showed that He was God's Son, the Savior.

But Jesus didn't just come to show us that He was the Savior. He came to BE the Savior. He would make the way for us to have special closeness with God again. He would pay for our sins so that through Him we could once more enjoy Perfect Wonderfulness with God forever.

But, oh, what a terrible way it must all happen!

Sin couldn't be paid for (SB22) with money. Sin even couldn't be paid for by Jesus (SB23) living a perfect life in our place. No, sin could only be paid for with by Jesus living a perfect life, and then Him GIVING IT UP for us. He had to take our punishment. He had to die the death that we deserved! That was the only way!

So that's what Jesus did. He (SB24) suffered and died on the cross as the perfect sacrifice for our sins. He was our substitute. He was our payment!

How Jesus hurt that day as He suffered and died for us! How much God loved us that He would pay for our sins, Himself, through His Son Jesus!

As Jesus died on the cross, His last words were, "It is finished." But what was finished? What it just His life was finished? Or could it be something more?

What do you think Jesus finished?

Later that day, (SB25) some men took Jesus' body to a cave-grave in a garden. That looked like the end. But was it? No, it was not! What people had lost in their beautiful Garden long ago, Jesus was about to prove that He had won back in this garden.

On Day One and Two, Jesus' body stayed in that cave-grave, but (Remove BG5 from cave entrance.) then on Day Three, (SB26) Jesus rose up from the dead in victory. He was alive! Jesus had really beaten sin and death! That's what He had finished that day He suffered and died on the cross. All those sins paid for. The way back to Perfect Wonderfulness with God forever was made!

Now, all who turn away from their sins and trust in Jesus as their Savior can (SB27) enjoy a bit of special closeness with God in their hearts now by God's Holy Spirit. And one day, when they die, they (SB28) will go to enjoy full, Perfect Wonderfulness with God forever. Perfect Wonderfulness. Perfect Forever. All of that is ours, all because the Savior came, and that Savior was God's Son, Jesus. Thank You, Jesus!

Cracking the Case: (story wrap-up for Listening Assignments)

It's time to see how we did with our Listening Assignment.

Detective Dan's Lesson 1 Listening Assignment:

1. Who was the Savior? God's Son, Jesus.
2. When did the promise of a Savior start? When did it finish? It started back in the beginning when Adam and Eve disobeyed God. It finished when Jesus died on the cross for the sins of God's people and rose from the dead in victory.

For You and Me:

The promise of the Savior wasn't just for Adam and Eve or all those people who lived long ago. It is for us, too. It is for all who turn away from their sins and trust in Jesus as their Savior. He came to give us special closeness with God. He came so we could know the Perfect Wonderfulness of life with God. Thank You, Jesus!

Detective Dan's Lesson 2 Listening Assignment:**Our Bible Verse is Isaiah 53:5-6**

"But he was pierced for our transgressions, he was crushed for our iniquities; the punishment that brought us peace was upon him, and by his wounds we are healed. We all, like sheep, have gone astray, each of us has turned to his own way; and the LORD has laid on him the iniquity of us all."

I need to find out:

Transgressions and iniquities are other words for sin.

1. Whose transgressions and iniquities deserved God's punishment in our story? All people.

2. Who came to take God's punishment for them?

Jesus, God's Son.

For You and Me:

The promise of the Savior wasn't just for Adam and Eve or all those people who lived long ago. It is for us, too. It is for all who turn away from their sins and trust in Jesus as their Savior. He came to give us special closeness with God. He came so we could know the Perfect Wonderfulness of life with God. He did this by paying for our sins, Himself! Thank You, Jesus!

Detective Dan's Lesson 3 Listening Assignment:

Our six clues were: a tree; a lamp; a garden; a cave-grave; a bed; and, a man named Abraham.

1. Which four belong in our story?

The tree, the garden, the cave-grave, and Abraham.

2. Which one did the Savior use to prove He had won? What do we thank Him for beating?

The cave-grave. On the third day Jesus rose from the dead, showing that He had beat sin and death for all who turn away from their sins and trust in Him as their Savior.

For You and Me:

The promise of the Savior wasn't just for Adam and Eve or all those people who lived long ago. It is for us, too. It is for all who turn away from their sins and trust in Jesus as their Savior. He beat sin and death for us. He came to give us special closeness with God. He came so we could know the Perfect Wonderfulness of life with God. Thank You, Jesus!

The Gospel (story wrap-up if NOT using Listening Assignments)**Our Bible Truth is:****How Can I Know What God Is Like?****It's Salvation through Faith in Jesus Christ!****God sent Jesus to pay for the sins of God's people!**

How merciful is God! How great is His love for sinners, like you and me! Though we have all chosen to disobey Him, He always planned to provide us with a Savior! And that Savior would be His own, dear Son! He chose to suffer and die on the cross and give up His perfect life as the full payment for sin that we needed. How can He be our Savior? By turning away from our sins and trusting in Him as our Savior. Ask Him to help you! He loves to answer this prayer!

Close in prayer.

Closing ACTS Prayer

- A** God, we praise You for being the good Creator and King of the world.
- C** God, we confess rebelling against You and Your good ways. Too many times we choose to live life our own way instead of Yours. We need a Savior!
- T** Thank You for being our good Creator and King. Thank You for making everything in the world for Your good purposes. Thank You for being so merciful to us! Thank You for offering us salvation through Jesus, when we repent of our sins and trust Jesus as our Savior.
- S** God, work in our hearts. Help us to turn away from disobeying You. Help us to trust in Jesus as our Savior. Help us to obey Your good ways and bring You glory.

In Jesus' name we pray. Amen.

Go to Lesson Plan, p.9 for the script to the rest of the lesson.

BIG QUESTION 3



What Is the Gospel?



VISUAL
AID

#1



of BQB

take out

ANSWER:

It's Salvation through Faith in Jesus Christ!

DDD 3 Big Question and Answer Sign

The Big Question

*Hold up the Big Question sign for all the children to see,
and say:*

The Big Question we are investigating today is

Big Question Number 3:

What Is the Gospel?

and the Answer is:

It's Salvation through Faith in Jesus Christ!

Meaning:

Gospel means "good news." In the Bible, the gospel is the good news that God sent His Son Jesus to save sinners like you and me from the punishment we deserve for our sins. That salvation is ours when we turn from our sins and trust in Jesus as our own Savior. Now that is good news indeed!

Let's sing our Big Question Song:

Big Q & A 3 Song

DDD NIV Songs 3, track 12

(adapted version of "Oh, My Darlin' Clementine")

What's the gospel?

What's the gospel?


Can you tell me what it is?

It's salvation through faith in Jesus,


That's what the gospel is. (repeat)

BIG QUESTION 3: Four truths about the Gospel

1.



2.



3.



4.



Visual Aid



#2

of BQB

This Unit's Bible Truths

"It's salvation through faith in Jesus Christ" is a good beginning, but there's so more to learn. So it's time for us to dig down even deeper for more answers to our Big Question about God. We're going to be learning FOUR Bible truths that all tell us more about the wonderful good news of God-the gospel.

Who would like to hand me the picture with our four Bible truths on it? It's in the Big Question Box/Briefcase."

Choose a child to get it and hand it to you, then hold it up and show them the pictures of the four truths they will be learning.

After everyone has had a good look say...

"Ok, we've learned two truths about the gospel. They are: "God made us and we should obey Him" and, "We have all disobeyed God and deserve His punishment" (point to pictures as you identify each Bible Truth). Now let's look at our Bible Truth Clue sign and see if we can figure out which of these four truths we will be learning about today. Who would like to get it out of the Big Question Briefcase for me?"

Choose a child to open the briefcase, take out the Bible Truth Clue sign and hand it to you.

CAN YOU GUESS BIBLE TRUTH 3?

What Is the Gospel?

It's Salvation through Faith
in Jesus Christ...

God sent ??? to pay for the
sins of God's people!

HINT: What's the name of God's Son?

ANSWER:
God sent JESUS to pay for
the sins of God's people!

DDD 3.3 Bible Truth 1 --Front

Visual Aid

#3



of BQB

take out



Revealing the Bible Truth We Are Learning

Hold up the front side for the children to see. Cover up the answer, written along the bottom, and say:

“What Is the Gospel?

It’s Salvation through Faith in Jesus Christ...

God sent ____ to pay for the sins of God’s people!”

We’re missing one word. Here’s the hint to what the missing word is. It says: “What’s the name of God’s Son?”

Can you guess? It’s “Jesus.”

So the Bible Truth we are learning today is:

(Uncover answer from bottom of sign, show it to them and say:)

“What Is the Gospel?

It’s Salvation through Faith in Jesus Christ!

God sent JESUS to pay for the sins of God’s people!”

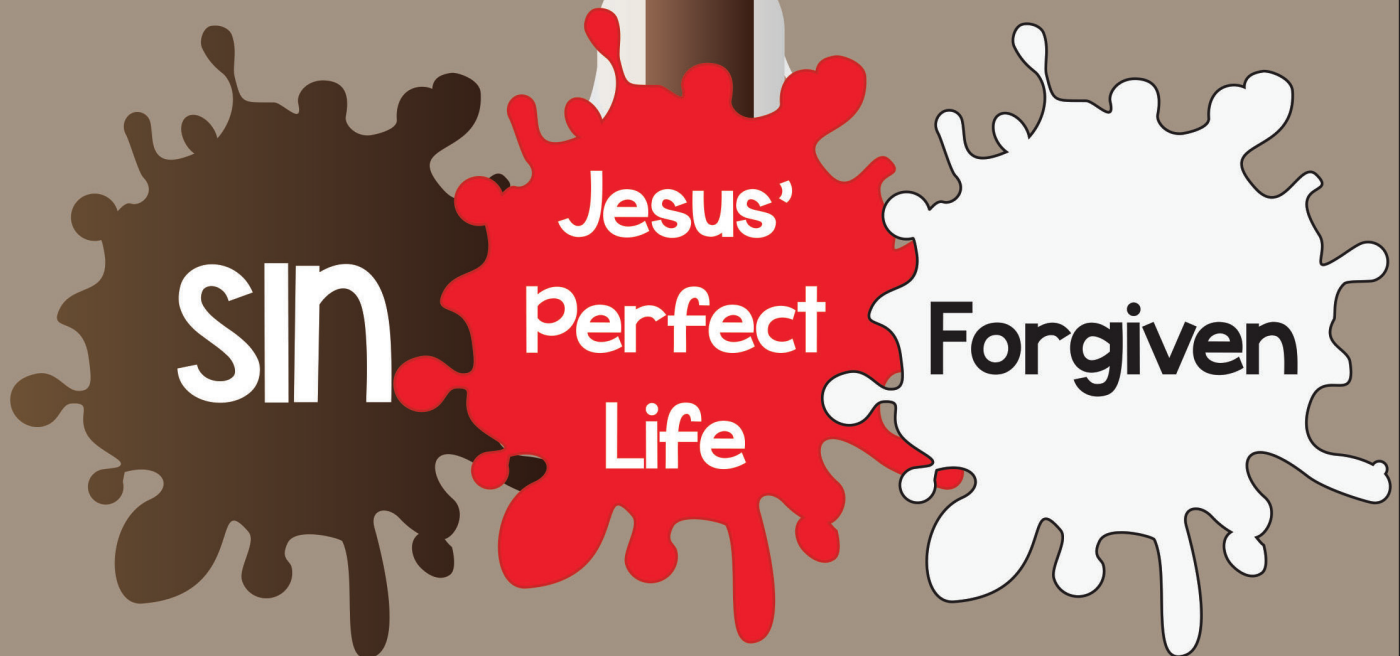

And here is what this Bible Truth means:

(read the meaning off of the back of the sign, say:)

What a mess we have made in God’s good world! God is our good Maker and King, yet we have all chosen to disobey Him. Because God is good, He hates sin and He is right to punish our sins. We certainly deserve it! The punishment for sins is death--being separated from God and all His goodness forever. How sad!

But God is not only good; He is also very merciful. He treats us better than we deserve. That’s why God, Himself, made a way for us to be forgiven our sins and to become His people. God sent His own, dear Son, Jesus, to live the perfect life of love and obedience that we should live, but never do. On the cross, Jesus offered His perfect life to God as the full payment for sins, for all who turn away from their sins and trust in Him as their Savior. Jesus suffered and died in our place. Then on the third day, Jesus rose up from the dead, showing that He had really beaten sin and death! Jesus can be our Savior, too, when we turn away from our sins and trust in Him as our Savior.

“But he was pierced for our transgressions,
he was crushed for our iniquities;
the punishment that brought us peace was upon him,
and by his wounds we are healed.



We all, like sheep, have gone astray,
each of us has turned to his own way;
and the LORD has laid on him the iniquity of us all.”

Isaiah 53:5-6

Bible Truth 3 Bible Verse

Remove the Bible Verse Picture from the "Bible" folder and hold it up for all the children to see, then say:

Isaiah 53:5-6 tells us:

Isaiah 53:5-6

"But he was pierced for our transgressions, he was crushed for our iniquities; the punishment that brought us peace was upon him, and by his wounds we are healed. We all, like sheep, have gone astray, each of us has turned to his own way; and the LORD has laid on him the iniquity of us all."

Learn a Little: "The punishment that brought us peace was upon him."

What does that mean?

God is our good King and Creator and we should love and obey Him. But the sad news is that we all choose to disobey Him...and we all deserve His punishment.

Yes, we deserve His punishment, but God has loved us so much that He sent His Son, Jesus, to take the punishment that we deserve instead. Jesus lived a perfect life and chose to give it up to pay for our sins. On the cross, He suffered and died. He was pierced with nails in His hands and feet. He was pierced in His side with a sword. He took all of the punishment that we deserve from God for our sins so that we could be forgiven. Jesus made the way for us to have peace with God by suffering in our place.

Who did Jesus do this for? It is God's free gift to all who put their trust in Jesus as their Savior and choose to live for Him. This gift can be for you, too! Ask God to help you. He loves to answer this prayer!

"Now it's time to do a bit more deep down investigating. Let's see what Detective Dan wants us to help him figure out. Would someone like to get it out for me?"

"We've said our Bible verse, now let's sing it!"

He Was Pierced: Isaiah 53:5

DDD NIV Songs 3, track 21

He was pierced, He was pierced,
He was pierced for our transgressions,
He was crushed, He was crushed,
He was crushed for our iniquities.

The punishment for our peace, was upon Him, upon Him,
And by His wounds, we are healed, we are healed.

He was pierced, He was pierced,
He was pierced for our transgressions,
He was crushed, He was crushed,
He was crushed for our iniquities.
Isaiah Fifty-three, verse five.

"Now it's time to do a bit more deep down investigating. Let's see what Detective Dan wants us to help him figure out. Would someone like to get it out for me?"

DDD 3.3 Bible Verse Picture--Back

take out



Place in



Visual Aid



Detective Dan's Listening Assignment #1

Detective Dan's

Listening Assignment #1



Hi, Deep Down Detectives!

I'm working on a brand-new case called:

“The Case of the Savior, from Start to Finish.”

I need to find out:

1. Who was the Savior?

AND

2. When did the promise of a Savior start? When did it finish?

Can you help me? Listen carefully to the story and you might just hear the answers!

Thanks!

Detective Dan

Then say, “Ok, Deep Down Detectives! Put on your best listening ears and see if you can hear the answers to Detective Dan’s questions. When I finish telling the story, we will see if we can answer all of his questions!”

Read the Bible Truth story, putting up the storyboard pictures as you tell it.

At the end of the story, repeat the questions and lead the children in answering them. Present the gospel and close in prayer.

Answers to assignment questions, the gospel and ACTS prayer are also included at the end of the story text.

Answers:

1. Who was the Savior? God’s Son, Jesus.

2. When did the promise of a Savior start? When did it finish? It started back in the beginning when Adam and Eve disobeyed God. It finished when Jesus died on the cross for the sins of God’s people and rose from the dead in victory.

For You and Me

The promise of the Savior wasn’t just for Adam and Eve or all those people who lived long ago. It is for us, too. It is for all who turn away from their sins and trust in Jesus as their Savior. He came to give us special closeness with God. He came so we could know the Perfect Wonderfulness of life with God. Thank You, Jesus!

take out



Place in



Visual Aid



Detective Dan's Listening Assignment #2

Detective Dan's

Listening Assignment #2



Hi, Deep Down Detectives!

I'm still working on the case called:

"The Case of the Savior, from Start to Finish."

Our Bible Verse is Isaiah 53:5-6

"But he was pierced for our transgressions, he was crushed for our iniquities; the punishment that brought us peace was upon him, and by his wounds we are healed. We all, like sheep, have gone astray, each of us has turned to his own way; and the LORD has laid on him the iniquity of us all."

I need to find out:

Transgressions and iniquities are other words for sin.

1. Whose transgressions and iniquities deserved God's punishment in our story?

AND

2. Who came to take God's punishment for them?

Can you help me? Listen carefully to the story and you might just hear the answers!

Thanks for your help!

Detective Dan

Then say, "Ok, Deep Down Detectives! Put on your best listening ears and see if you can hear the answers to Detective Dan's questions. When I finish telling the story, we will see if we can answer all of his questions."

Read the Bible Truth story, putting up the storyboard pictures as you tell it. At the end of the story, repeat the questions and lead the children in answering them. Present the gospel and close in prayer.

Answers to assignment questions, the gospel and ACTS prayer are also included at the end of the story text.

Answers:

Our Bible Verse is Isaiah 53:5-6

"But he was pierced for our transgressions, he was crushed for our iniquities; the punishment that brought us peace was upon him, and by his wounds we are healed. We all, like sheep, have gone astray, each of us has turned to his own way; and the LORD has laid on him the iniquity of us all."

I need to find out:

Transgressions and iniquities are other words for sin.

1. Whose transgressions and iniquities deserved God's punishment in our story? *All people.*

2. Who came to take God's punishment for them? *Jesus, God's Son.*

For You and Me:

The promise of the Savior wasn't just for Adam and Eve or all those people who lived long ago. It is for us, too. It is for all who turn away from their sins and trust in Jesus as their Savior. He came to give us special closeness with God. He came so we could know the Perfect Wonderfulness of life with God. He did this by paying for our sins, Himself! Thank You, Jesus!

take out



Place in



Visual Aid



Detective Dan's Listening Assignment #3

Detective Dan's

Listening Assignment #3



Hi, Deep Down Detectives!

I'm still working on the case called:

“The Case of the Savior, from Start to Finish.”

I found SIX clues, but TWO of them are NOT in the story. They are: a tree; a lamp; a garden; a cave-grave; a bed; and, a man named Abraham.

Hold up each of the six pictures for the children to see as you identify them. Better yet, put them up on your flannelgraph board, off to one side.

I need to know:

1. Which FOUR pictures belong in the story and which TWO do NOT?
2. Which one did the Savior use to prove He had won? What do we thank Him for beating?

Can you help me? Listen carefully to the story and you might just hear the answers!

Thanks!

Detective Dan

Then say. “Ok, Deep Down Detectives! Put on your best listening ears and see if you can hear the answers to Detective Dan’s questions. When I finish telling the story, we will see if we can answer all of his questions.”

Read the Bible Truth story, putting up the storyboard pictures as you tell it. At the end of the story, repeat the questions and lead the children in answering them. Present the gospel and close in prayer.

Answers to assignment questions, the gospel and ACTS prayer are also included at the end of the story text.

Answers:

1. Which four belong in our story?


The tree, the garden, the cave-grave, and Abraham.

2. Which one did the Savior use to prove He had won? What do we thank Him for beating?

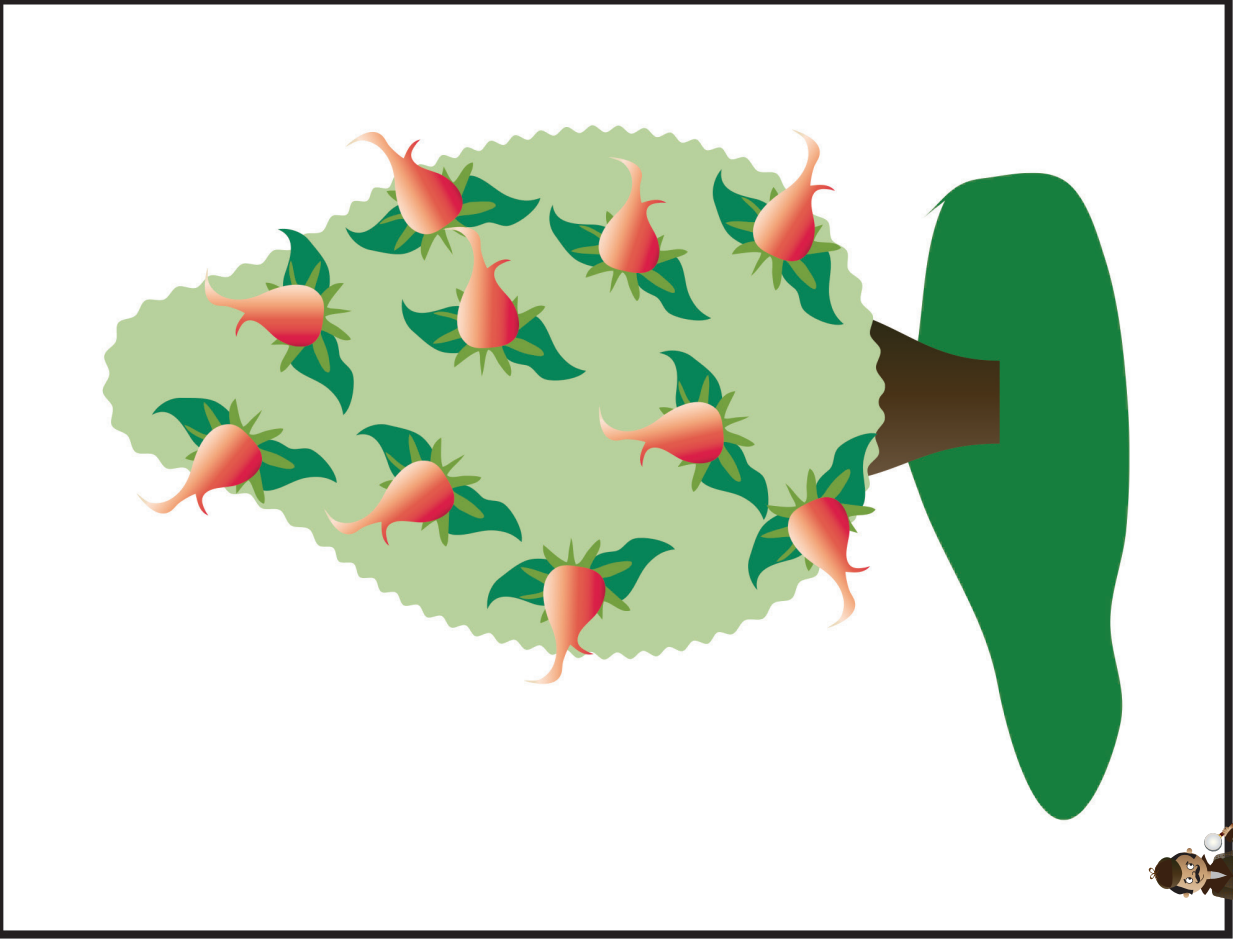
The cave-grave. On the third day Jesus rose from the dead, showing that He had beat sin and death for all who turn away from their sins and trust in Him as their Savior.

For You and Me:

The promise of the Savior wasn’t just for Adam and Eve or all those people who lived long ago. It is for us, too. It is for all who turn away from their sins and trust in Jesus as their Savior. He beat sin and death for us. He came to give us special closeness with God. He came so we could know the Perfect Wonderfulness of life with God. Thank You, Jesus!



A Lamp



A Tree

VISUAL
AID
#5C

Place in
DDD
Bible™

take out
Big
Question
Briefcase
of BQB

VISUAL
AID
#5C

Place in
DDD
Bible™

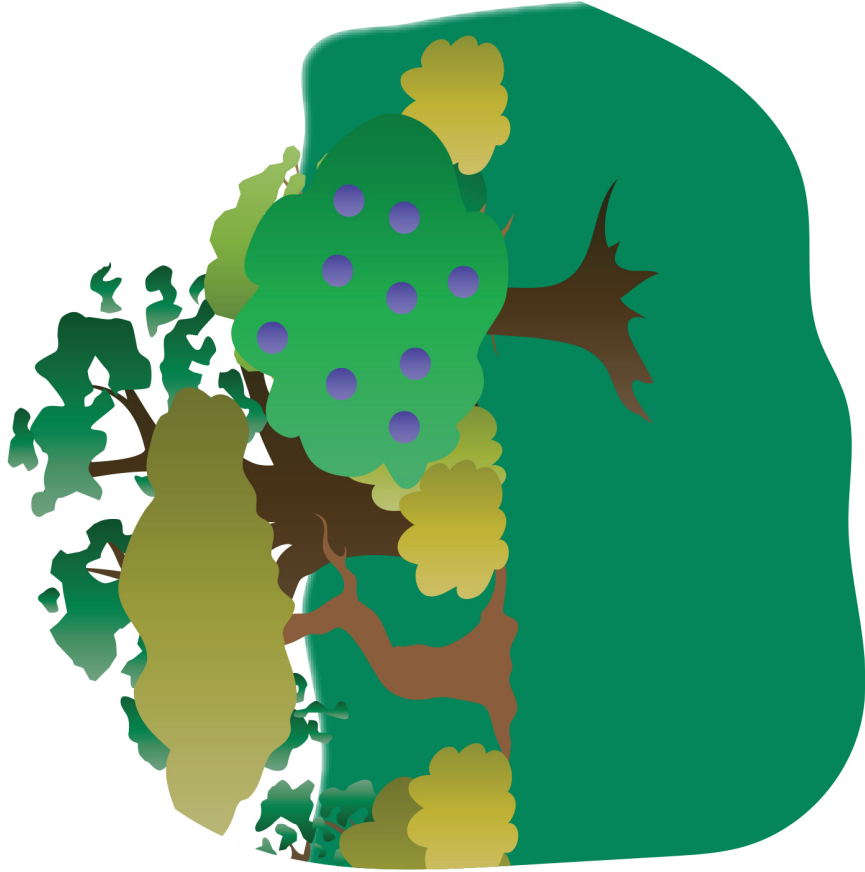
take out
Big
Question
Briefcase
of BQB

DDD 3.3 Lesson 3 Listening Assignment Clue Picture 2 for kids

DDD 3.3 Lesson 3 Listening Assignment Clue Picture 1 for kids



A Cave-grave



A Garden

VISUAL
AID
#5C

Place in
DDD
Bible™

take out
Big
Question
Briefcase
of BQB


VISUAL
AID
#5C

Place in
DDD
Bible™

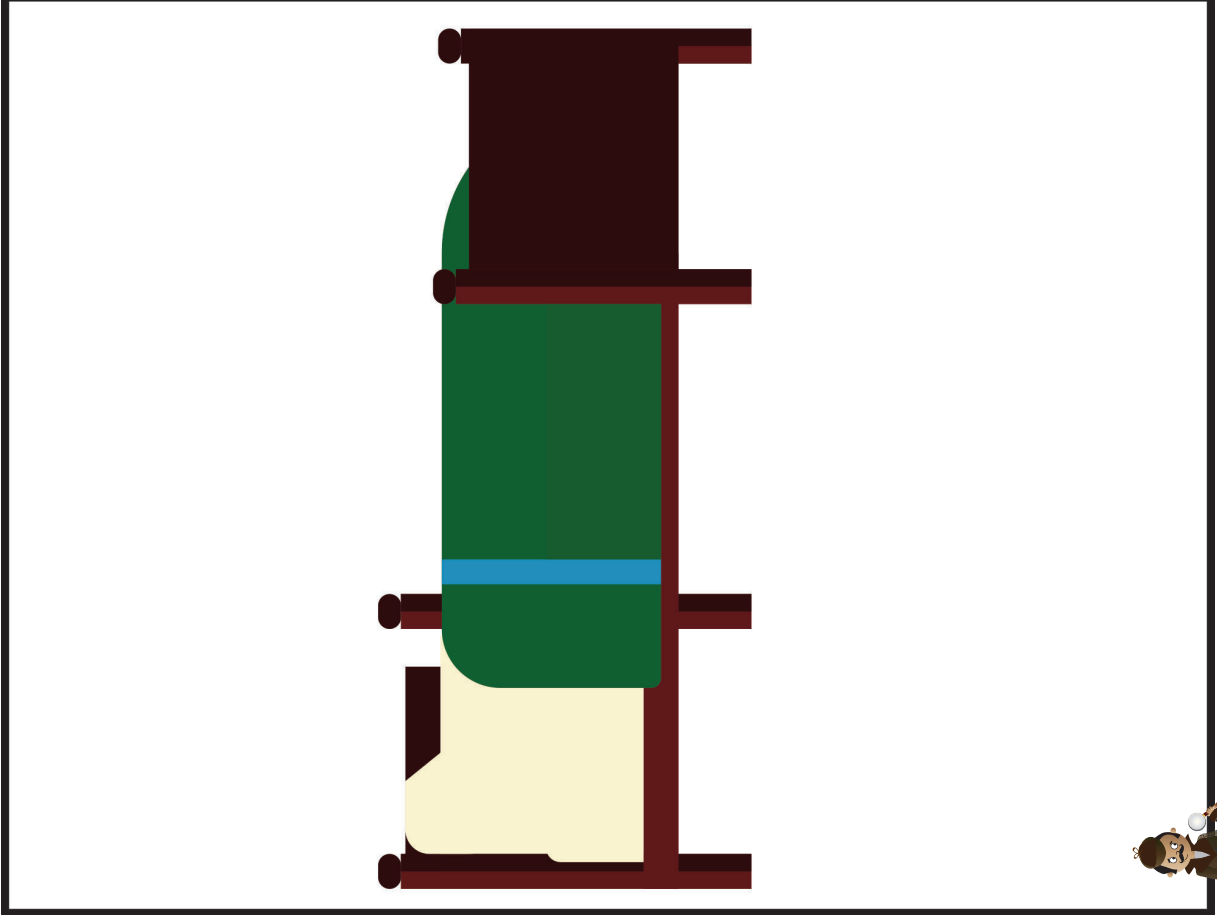
take out
Big
Question
Briefcase
of BQB

DDD 3.3 Lesson 3 Listening Assignment Clue Picture 4 for kids

DDD 3.3 Lesson 3 Listening Assignment Clue Picture 3 for kids



A Man Named Abraham



A Bed



VISUAL
AID
#5C

Place in
DDD
Bible™

take out
Big
Question
Briefcase
of BQB

VISUAL
AID
#5C

Place in
DDD
Bible™

take out
Big
Question
Briefcase
of BQB

DDD 3.3 Lesson 3 Listening Assignment Clue Picture 6 for kids

DDD 3.13 Lesson 3 Listening Assignment Clue Picture 5 for

Big Question 3, Bible Truth 3 Storyboard Background Pictures Key (BG)

Put these pictures in place on your storyboard BEFORE you tell your story.

BG1 The Garden of Eden



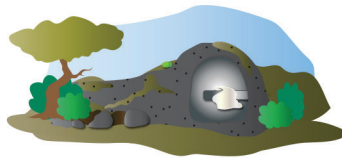
BG2 Promised Land



BG3 Jerusalem



BG4 The Garden Tomb



BG5 Stone in Front of Tomb



BG6 Heaven



Big Question 3, Bible Truth 3 Storyboard Pictures Key (SB)

Store these pictures in numerical order in your DDD Bible Folder.

Add these to your story as you tell it. Numbers correspond to placement order.


SB1 Creation



SB2 A Living Spirit



SB3 Adam and Eve



SB4 The Good Food, Jobs and Friendship God Gave Them



SB5 Special Closeness with God



SB6 Perfect Wonderfulness



SB7 Satan Tempting Adam and Eve



SB8 God Hates Sin



SB9 Broken Life



SB10 Broken Friendship with God



SB11 God's Son will Crush God's Enemy



SB12 Adam and Eve's Children



SB13 The Children Are Sinners, Too

SB14 Looking Forward in Faith to the Savior Coming



SB15 Abraham's Family



SB16 God Will Use Abraham's Family to Bless All People with the Savior



SB17 Abraham's Family Sometimes Obeys and Many Times Disobeys



SB18 God's People Are Sent Away from Home



SB19 God Promises to Send His Son, the Savior



SB20 Back Home in Jerusalem



SB21 God's Son is Born in Bethlehem



SB22 Jesus Teaches about God and Does Amazing Things



SB23 Money



SB24 Jesus Lives a Perfect Life



SB25 Jesus' Life in Perfect Payment for Sin



SB26 Men Take Jesus to Be Buried



SB27 The Risen Jesus




SB28 The Holy Spirit in God's People



SB29 God's People in Heaven



Note: Use sticky tac putty rather than velcro on back of pictures placed on top of other pictures.




NOTE:

Some of the larger images are assembled from two or more pages. You can make these easier to fold by leaving a small gap in the lamination between the pieces. This allows you to fold the image along the gap.



leave slight gap here
to create a “hinge” for
easy folding



God's Son, Jesus The Savior


BG1 Garden of Eden
DDD 3.3 Story
Place on board BEFORE telling story

SB19 God Promises to Send His Son,
the Savior
DDD 3.3 Story





BG2
Promised Land pt 1 of 2
DDD 3.3 Story
Glue Pieces Together and Laminate
Place on board BEFORE telling story

BG2
Promised Land pt 2 of 2
DDD 3.3 Story
Glue Pieces Together and Laminate
Place on board BEFORE telling story



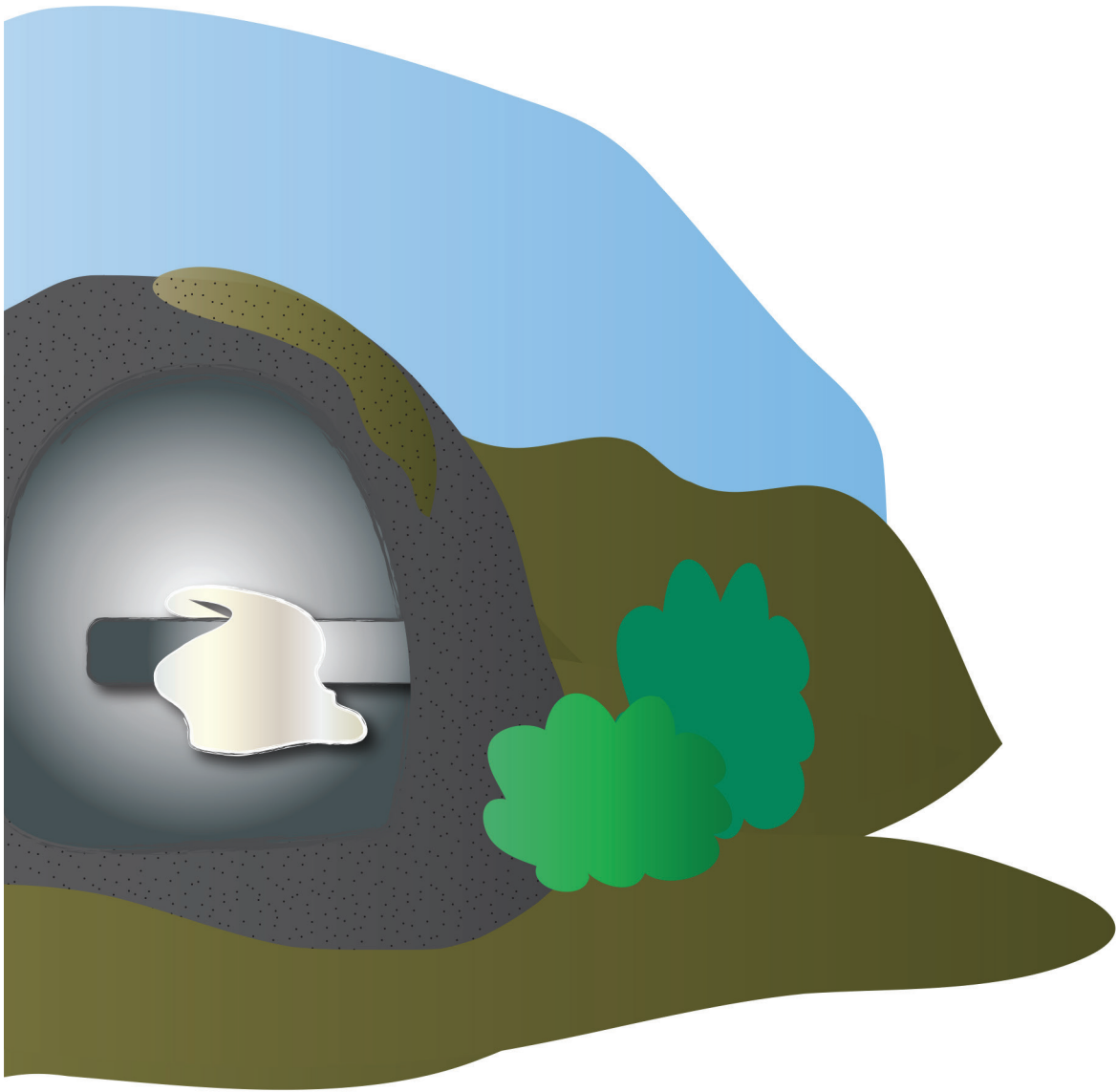
BG3
Jerusalem pt 1 of 2
DDD 3.3 Story
Laminate Pieces Together
Place on board BEFORE telling story

SB20 Back Home in Jerusalem
DDD 3.3 Story



BG3
Jerusalem pt 2 of 2
DDD 3.3 Story
Laminate Pieces Together
Place on board BEFORE telling story


SB14 Looking Forward in
Faith to the Savior Coming
DDD 3.3 Story




BG4 Garden Tomb pt 1of 2
DDD 3.3 Story
Laminate Pieces Together
Place on board BEFORE telling story

BG5 Tomb Stone
DDD 3.3 Story
Place on board BEFORE telling story

SB27 Risen Jesus
DDD 3.3 Story

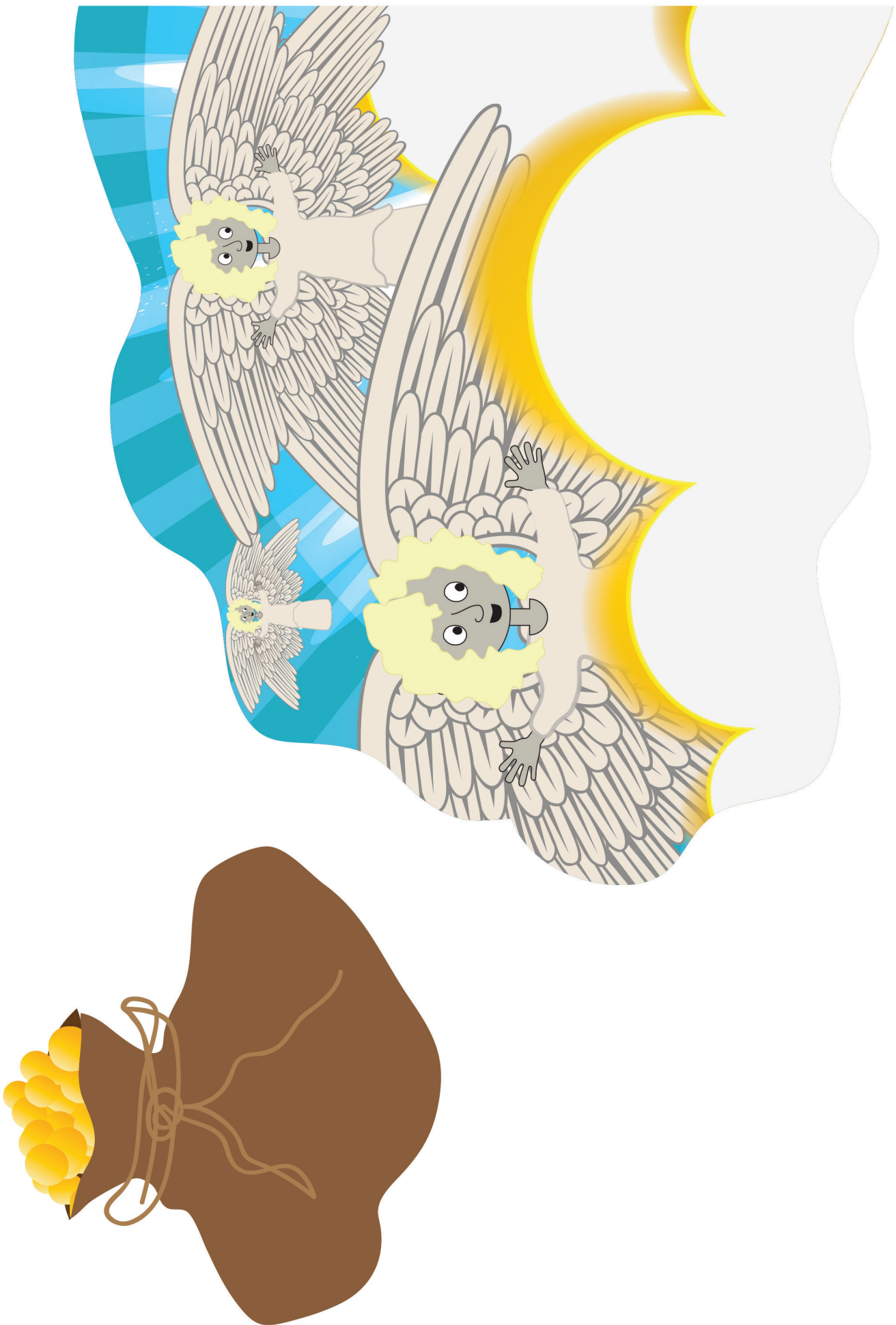


**God's Son, Jesus
The Savior**




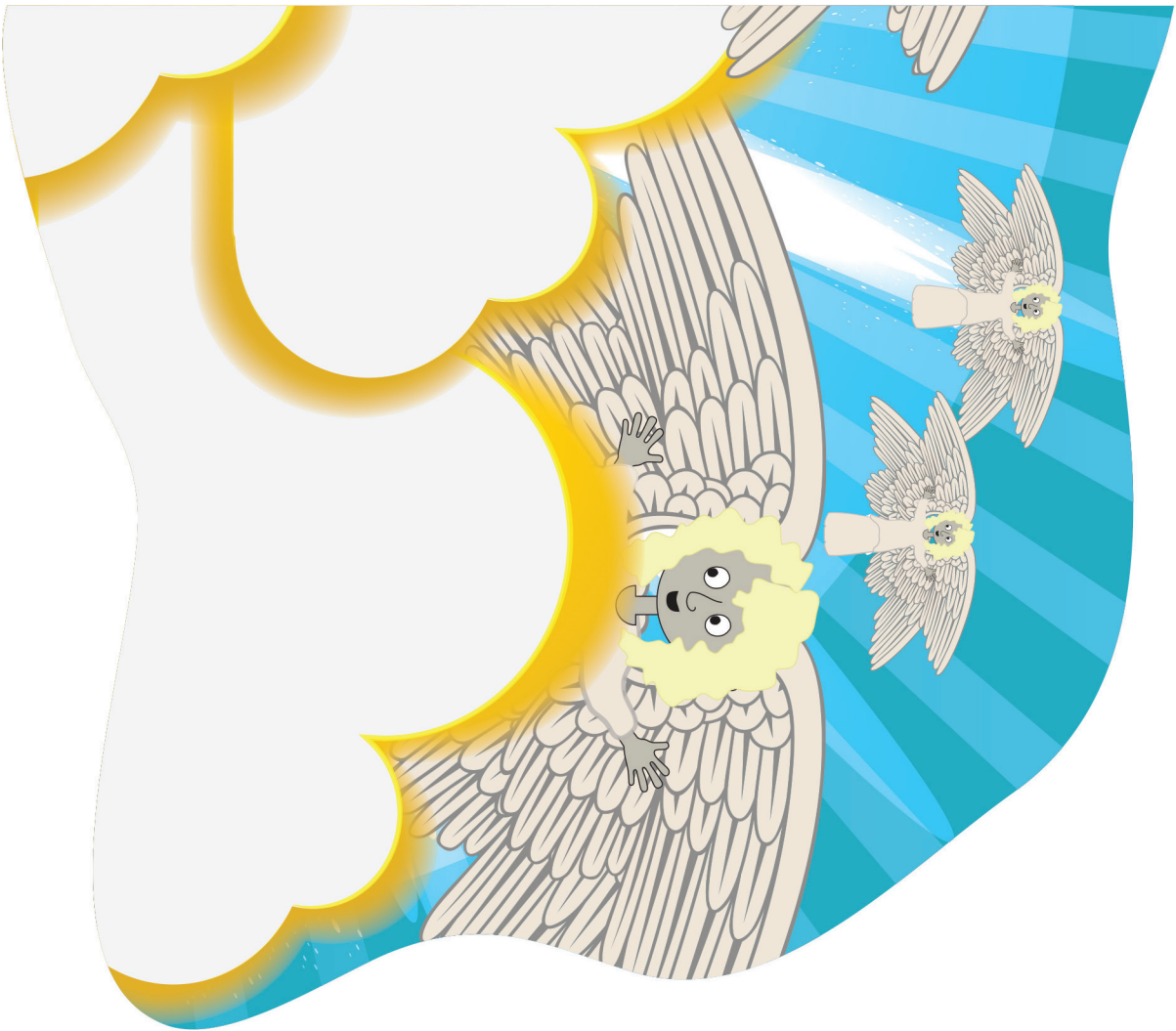
BG4 Garden Tomb pt 2 of 2
DDD 3.3 Story
Laminate Pieces Together
Place on board BEFORE telling story

SB11 God's Son Will Crush God's
Enemy
DDD 3.3 Story



SB23 Money
DDD 3.3 Story

BG6 Heaven pt 1 of 2
DDD 3.3 Story
Laminate Pieces Together
Place on board BEFORE telling story



BG6 Heaven pt 2 of 2
DDD 3.3 Story
Laminate Pieces Together
Place on board BEFORE telling story

SB13
The Children Are Sinners, Too
DDD 3.3 Story



SB1 Creation pt 1 of 2
DDD 3.3 Story
Laminate Pieces Together




SB1 Creation pt 2 of 2
DDD 3.3 Story
Laminate Pieces Together



SB17 Abraham's Family Sometimes
Obeys and Sometimes Disobeys
pt 1 of 2
Laminate Pieces Together
DDD 3.3 Story



SB17 Abraham's Family Sometimes
Obeys and Sometimes Disobeys
pt 2 of 2 DDD 3.3 Story
Laminate Pieces Together



SB18 God's People Are Sent Away
DDD 3.3 Story




SB7 Satan Tempting Adam and Eve
DDD 3.3 Story

SB8 God Hates Sin
DDD 3.3 Story



SB15 Abraham's Family
DDD 3.3 Story




SB26 Men Take Jesus to Be Buried
DDD 3.3 Story

SB28 The Holy Spirit in God's People
DDD 3.3 Story



SB22 Jesus Teaching about God and
Doing Amazing Things
DDD 3.3 Story



SB29 God's People in Heaven
DDD 3.3 Story


SB5 Special Closeness with God
DDD 3.3 Story

SB6 Perfect Wonderfulness
DDD 3.3 Story



SB25 Jesus' Life Is Perfect Payment for
Sin
DDD 3.3 Story

SB10 Broken Friendship with God
DDD 3.3 Story



SB24 Jesus Lives a Perfect Life
DDD 3.3 Story


SB12 Adam and Eve's Children
DDD 3.3 Story

**God's Son, Jesus
The Savior**



SB16 God Will Use Abraham's Family
to Bless All People with the Savior
DDD 3.3 Story

SB2 A Living Spirit
DDD 3.3 Story




SB9 Broken Life
DDD 3.3 Story

SB4 Good Food, Jobs and
Friendship God Gave Them
DDD 3.3 Story



SB21 God's Son Born in Bethlehem
Pt 1 of 2
Laminate Pieces Together
DDD 3.3 Story

**“Jesus is
God’s Son,
the Savior!”**



SB21 God's Son Born in Bethlehem
Pt 2 of 2
Laminate Pieces Together
DDD 3.3 Story

SB3 Adam and Eve
DDD 3.3 Story

DEEP DOWN DETECTIVES

A decorative flourish consisting of a horizontal line with a central loop and two teardrop-shaped ends pointing outwards.

**Unit 3,
Bible Truth 4
Visual Aids
and
Large Format Storyboard Pictures**

About Deep Down Detectives Visual Aids and Large Format Storyboard Pictures

How Are They Used?



The Deep Down Detectives Visual Aids and Large Format Storyboard Pictures are companion resources to be used alongside the Deep Down Detectives Core Curriculum for each unit. These colorful pictures are used in presenting the key concepts, telling the Bible stories, and, in playing the Bible Story Review games. The storyboard pictures in this book are for flannelgraph boards at least 36" x 48." (Choose Visual Aids with Small Format Storyboard Pictures for smaller boards.)


What Do They Include?



There are six, different resources included in this book:

- 1. Key Concept Visual Aids**-- colorful signs of the Big Question and Answer, the Bible Truths taught in each unit, the Bible verses, and the Listening Assignments used with the curriculum for each Bible Truth taught in the unit.
- 2. The Storyboard Picture Key**-- a who's who of the pictures in thumbnail size.
- 3. Storyboard Suggested Picture Placement** page--how you can place your pictures up on your storyboard that works well with the story.
- 4. The Storyboard Pictures, themselves.** Notice that each picture is identified on the back for easy reference.
- 5. Directions** for how to make a homemade flannelgraph storyboard and sturdy storyboard pictures.
- 6. Directions** for making the Deep Down Detectives "Bible" Folder and the **back/front images** to paste in place when making it. (Larger back/front images are found online with the curriculum.)

Ready, Set, Rip It Out!



This book is meant to be ripped up and made into your visual aid. The key concept signs can be cut out and laminated or slipped into sheet protectors. Cut out around the storyboard images and ideally, laminate these. Some of the biggest pictures actually need to be stuck together, before laminating.

Store It!



Deep Down Detectives is a curriculum that can be used over and over. Store your visual aids and storyboard pictures after using them and they will serve you for many years. We store ours in manilla envelopes and then put them (along with all the rest of the curriculum) in magazine files, labeled by unit. If you have multiple classes using the curriculum, store each set of resources in separate manilla envelopes. This will make prep much simpler, second time around.

Replacement Storyboard Pictures



You can always purchase this book again or simply go online to the praisefactory.org website (Deep Down Detectives section) and print out any pictures that go missing.

The Case of the Changes in Cruddy Crete

Titus

**Story-telling Tips**

Ahead of time:

1. Read the Bible verses and story. Pray!
2. Choose story action cues and prepare storyboard figures/Story Scenes, if using. (In Visual Aids book)
3. Practice telling story with the storyboard figures/Story Scenes, timing your presentation. Shorten, if necessary.

During your presentation:

1. Maintain as much eye contact as possible as you tell the story.
2. Put up storyboard figures/add story action cues/hold up Story Scenes as you tell the story. Allow the children to help you put them on the board, if desired.
3. Include the children in your story with a few questions about what they think will happen or words/concepts that might be new to them.
4. Watch the kids for signs that their attention span has been reached. Shorten, if necessary.

INTRODUCTION/ LISTENING ASSIGNMENTS (Optional)

“Our story is called: The Case of the Changes in Cruddy Crete. Here is your listening assignment...” Read the Listening Assignment for your lesson off of the Detective Dan’s Listening Assignment sign or from the text below:

Detective Dan’s Lesson #1 Listening Assignment:

I need to find out:

Cruddy is a word that means something is no good.

1. **What was Crete and what was so cruddy about it?**
2. **Who changed in Crete? How did they change?**

Detective Dan’s Lesson #2 Listening Assignment:**Our Bible Verse is Mark 1:15:**

“The time has come,” he said. “The kingdom of God is near. Repent and believe the good news!”

I need to find out:

1. **Who went to Crete to tell the people to repent and believe?**
2. **What was the gospel that he wanted them to repent and believe in?**

Detective Dan’s Lesson #3 Listening Assignment:

I found six clues, but only 4 of them are in the story.

They are: A liar; a palm tree; a pizza; a pair of shoes; a man named Titus; and, a lazy, over-eater.

Hold each of them up for the children to see as you identify them.

I need to figure out:

1. **Which four belong in our story?**
2. **Who repented of their sins and asked God for forgiveness? Who helped them do this?**

Read the assignment questions, THEN SAY,

“Ok, Deep Down Detectives! Put on your best listening ears and see if you can hear the answers to Detective Dan’s questions. When I finish telling the story, we will see if we can answer all the questions.”

Read the Bible Truth story, answer questions, present the gospel and lead in prayer.

Answers to questions; the gospel; and, ACTS prayer are included with the story text.

The Case of the Changes in Cruddy Crete *Titus*

Story with lines separating paragraphs (text in bold, optional interaction cues in italics) Numbers correspond to storyboard pictures and placement upon the storyboard. Always feel free to use less pictures, if it's best for your kids. Simply black out the numbers next to pictures you do not plan to use. All pictures are found in the Visual Aids book. Put BG (background) pictures on storyboard ahead of time. SB pictures (listed below in story text) are added to board as you tell the story. These numbers are also found on the back of each picture.

Tip: Stack pictures in numerical before telling story for easy use. Use sticky-back velcro to attach pictures to storyboard felt. Use sticky-tac putty to stick a picture on top of another picture.

This story is an island story. Do you know what an island is?

What can you tell me about an island?

It's a little piece of land stuck out in the middle of a big piece of water, such as a sea or an ocean. The island in this story was very famous for something. Let's think what it might be.

Some islands are famous for their (SB1) tall, volcano mountains that spray out smoke and hot lava. THIS island had tall, volcano mountains with smoke and lava... but that's not what it was famous for.

Some islands are famous for their (SB2) beautiful, sandy beaches with palm trees blowing in the breeze and (SB3) colorful fish swimming in the clear, blue water. THIS island had beautiful beaches with swaying palm trees. It had colorful fish swimming in the clear water... but that's not what it was famous for.

Some islands are even famous for their (SB4) tasty, island food and their (SB5) good, island people. Ah... and NOW we're getting very close to what THIS island was famous for. Because, while this island DID have tasty, island food that was yummy in your tummy, it was famous for NOT having that other thing I just told you about. Can you remember what it was?

Can you remember?

It was (SB6) good, island people! Yes, THIS island was famous for its BAD, island people. And that's why, though the name of this island was really just "Crete," most people thought of it more like "Cruddy Crete." (Cruddy is a word that means something is no good.) This island was filled with many bad people doing many bad things. There were (SB7) liars and (SB8) cheaters, and (SB9) lazy, over-eaters, just to name a few. And that's why "Cruddy Crete" was really a very good nickname for the island of Crete.

Many people stayed away from Cruddy Crete. After all, why would anyone want to go to a place like this with all these bad people doing all these bad things? Surely there were other islands with beaches and fish and volcanoes and tasty food that had GOOD island people. So why go to one with such BAD people on it?

Does this sound like an island you would like to visit?

Cruddy Crete certainly doesn't sound like any place I would like to visit; but, our story is about two men—(SB10) Paul and Titus-- who very much wanted to go there. And as crazy as it sounds, they wanted to go there for the very reason that you and I might NOT want to: all those bad people! There was something very important that Paul and Titus wanted to tell them.

Can you guess what it was that Paul and Titus wanted to tell them?

What do you think they wanted to tell them?

Paul and Titus wanted to tell the people of Cruddy Crete (SB11) the gospel—the good news that Jesus, the Savior had come and could save them--even them--from their sins.

Story with lines separating paragraphs (text in bold, optional interaction cues in italics)

You see, sinners—people who disobey God and His good ways—were exactly the kind of people Jesus had come to save. And Jesus was such a great Savior that there were no people too cruddy and no hearts too full of sin that Jesus could not save them. Jesus could save even the WORST of sinners—even people as bad as those on Cruddy Crete.

Perhaps that's why Paul wanted to go to Crete so very much. Paul had once been a bad sinner like them. He had been (SB12) a hater of Jesus. He had done many bad things to hurt Jesus' followers. He had even wanted them dead! Paul deserved God's punishment for all the bad things he had done; but, God chose to forgive Paul's sins through Jesus, instead. Paul trusted in Jesus as his Savior and repented of his sins. God saved Paul and changed him. Paul was so grateful to God for forgiving his sins! And if there was one thing Paul loved to tell others, it was how God could save and change them, too.

So, (SB13) off Paul went with his young friend, Titus. They headed by boat to Cruddy Crete to tell the people the good news of the gospel. Paul and Titus sailed over the wavy seas for many days. At last, they were so far out to sea that there was nothing to see but water. Where was Crete? Were they lost? Then, "Land, ho!" Someone spotted an island in the distance. It was Crete—Cruddy Crete--at last!

When Paul and Titus got to Crete, they saw the volcano mountains, and the sandy beaches, and the colorful fishes swimming in the clear waters. They saw the swaying palm trees and tasted the good, island food. Then, they met the island people; and yep, those people were cruddy, all right! Liars and cheaters and lazy, over-eaters, just to name a few. Oh, how these people needed to know about the Savior, Jesus!

Paul and Titus went right to work. From town to town they walked, sharing the good news of Jesus everywhere they went--with (SB14) the liars and (SB15) the cheaters and (SB16) the lazy, over-eaters and everyone else who would listen. And this is the (SB17) good news of the gospel they shared:

(SB18) God is the good King and Creator of the world. He made us and gave us His good laws to live by. But we (SB19) have all chosen to disobey God and we deserve His punishment! We need a Savior to save us from our sins. God, Himself, provided that Savior-- His very, own Son, Jesus. Jesus came to earth. He lived a perfect life, (SB20) then on the cross He suffered and died as the perfect sacrifice for the sins of God's people. Jesus rose up from the dead on the third day in victory. (SB21) Now all who turn away from their sins and trust in Jesus as their Savior will be saved! They will be God's special people and live with Him forever. "Come, repent; come, believe in Jesus! Come, be saved from your sins!" Paul urged the people of Cruddy Crete.

What would happen? Would they believe? Would they repent?

What do you think happened?

God worked in the (SB22) hearts of the liars, and the (SB23) cheaters, and the (SB24) lazy over-eaters as they listened to Paul preach. They could see that they were sinners. They could see that they needed a Savior. They wanted God's forgiveness through Jesus.

But what ELSE had Paul told these people they needed to do to be saved? It wasn't only BELIEVE. There was something else they needed to do. Can you remember what it was?

Can you tell me what it was?

They needed to REPENT and believe. Uh oh! Now THAT might be trouble for the people of Cruddy Crete. That meant it wasn't enough for those cruddy people of Crete to just BELIEVE that Jesus was the Savior. That meant it wasn't enough for them just to TRUST in Him as their Savior. It might be easy to just believe and trust.

Story with lines separating paragraphs (text in bold, optional interaction cues in italics)

They needed to **REPENT** of their sins, too. They needed to **change the way they were living**, too. It didn't mean they would be perfect and never sin again. Only Jesus could live a perfect life. But, it **DID** mean that they turned away from lying and cheating and lazy, over-eating as their way of life. They would choose to live for God, instead.

WOULD the people of Cruddy Crete do this? **COULD** they do this? They had been such bad people, living their own way for so long!

What do you think? Could they turn away from their sins?

Yes, they **COULD**; and yes, they **WOULD**! How? God, Himself, would help them live for Him! He was working in their hearts. He was helping them not only trust in Jesus as their Savior, but also to repent of their sins. This is the power of the gospel! He would help those (SB25) liars turn from their lying, and those (SB26) cheaters to turn from their cheating, and those (SB27) lazy over-eaters to turn away from their lazy over-eating! Yes! He would help them **ALL** to turn away from living their bad lives...and He would keep on helping them trust in Jesus and live for Him the **REST** of their lives. God would always be their helper!

So right then and there, many people in Cruddy Crete repented of their sins and trusted in Jesus as their Savior. And before long, there were little groups of believers in every town on the island. How happy that made Paul and Titus!

(SB28) Paul soon set sail for other lands. There were so many more people he wanted to share the good news of Jesus with!

But (SB29) Titus stayed right there in Crete, caring for these new believers as their pastor. Titus loved them and prayed for them and taught them the Bible. What a lot of help these people needed! After all, this was Cruddy Crete, where wicked ways were right at home. All around them were people who **STILL** were liars and cheaters and lazy, over-eaters! And that cruddy, ole sin was so tempting! It kept wanting to creep right back into their lives and it made it very hard for those new believers to keep on loving God and living for Him. Oh, how they wanted to love God and live for Him; but oh, how they struggled!

Far away in Corinth, Paul heard about their struggles. He (SB30) wrote a letter to encourage them. (SB31) Zenas and Apollos sailed over the wavy seas to Crete and gave it to Titus. This is what Titus read:

Dear Titus,

I know things are hard in Cruddy Crete. Remind the new believers that the gospel they heard us preach was to (SB32) repent **AND** believe. That means God's people need to keep on turning away from their sins **AND** keep on believing in Jesus every day. This can be very hard, especially on Cruddy Crete—where wicked ways are right at home. Urge the new believers to keep on turning away from their sins. Urge them to use their lives to do good to each other, to love God, and to hold onto God's Word, the Bible. Remind them that they don't have to do this on their own. The God who helped them repent and believe in Him at the beginning, promises to always be with them. He will help them keep on believing in and living for Him every day.

Say hello to everyone for me. And may God help you live for Him!

Paul

What happened on Cruddy Crete after Titus read Paul's letter and shared it with the believers? Did the new believers keep on repenting of their sins as well as believing in Jesus? The Bible doesn't tell us. It would have been hard to do on Cruddy Crete, but not impossible. Why? Because God doesn't just help people repent and believe in Jesus at the beginning. He promises to keep helping them to believe in Him and live for Him their whole lives—even in a place like Cruddy Crete, where wicked ways were right at home.

Cracking the Case: (story wrap-up for Listening Assignments)

It's time to see how we did with our Listening Assignment.

Detective Dan's Lesson 1 Listening Assignment:

Cruddy is a word that means something is no good.

1. What was Crete and what was so cruddy about it? Crete was an island. It was filled with people who rebelled against God and His good ways. They are what made the island so cruddy.

2. Who changed in Crete? How did they change?

Many people changed in Crete when they heard the good news of Jesus. God's Holy Spirit worked in their hearts and helped them to repent of their sins and trust in Jesus as their Savior.

For You and Me:

Maybe we don't live in Cruddy Crete, but we need Jesus to be our Savior, just as much as they did. God can help us repent of our sins and trust in Jesus as our Savior, just like He helped them! Ask Him to help you!

Detective Dan's Lesson 2 Listening Assignment:**Our Bible Verse is: Mark 1:15**

"The time has come," he said. "The kingdom of God is near. Repent and believe the good news!"

1. Who went to Crete to tell the people to repent and believe? Paul with his young friend, Titus.

2. What was the gospel that he wanted them to repent and believe in?

The good news that we can be forgiven our sins and become God's people through Jesus. Paul wanted the people of Crete to repent of their sins and trust in Jesus as their Savior. He wanted them to become God's people, too.

For You and Me:

The gospel Paul shared with the people of Crete is for us, too. God offers to forgive our sins and make us His people when repent of our sins and trust in Jesus as our Savior. Ask Him to help you! He loves to do this!

Detective Dan's Lesson 3 Listening Assignment:

Our six clues were: a liar; a palm tree; a pizza; a pair of shoes; a man named Titus; and, a lazy, over-eater.

1. Which four belong in our story?

The liar; the palm tree; Titus; and, the lazy, over-eater.

2. Who repented of their sins and asked God for forgiveness? Who helped them do this?

Many people in Crete. Paul helped them do this, by telling the gospel and preaching God's Word. God's Holy Spirit helped them do this by working in their hearts as they listened to Paul.

For You and Me:

Just like the people in Crete, we have heard the good news of Jesus. Just like them, God calls us to repent of our sins and trust in Jesus as our Savior. God helped the people of Crete repent and believe. He can help us, too. Ask Him to help you!

The Gospel (story wrap-up if NOT using Listening Assignments)**Our Bible Truth is:****What is the Gospel?**

It's Salvation through Faith in Jesus Christ...

God Saves All Who Repent of Their Sins and Trust in Jesus as Their Savior!

Like the people in Cruddy Crete, we have all chosen to disobey God and live our own way. We, too, deserve God's punishment for rebelling against Him. What good news is it to hear that God sent Jesus to be our Savior, too. Jesus died on the cross as the perfect payment for sins. On the third day, He rose from the dead, proving He had really beaten sin and death for us!

How can Jesus be our Savior? When we turn away from our sins and trust in Him as our Savior. God delighted to help many people in Crete do this. He can help you, too. Ask Him!

Close in prayer.

Closing ACTS Prayer

- A** God, we praise You for being so full of love and mercy! You call us to repent and believe in Jesus that we might be saved.
- C** We confess that we often disobey You and Your good ways. We choose to live life our own way, not Yours. We need a Savior!
- T** Thank You, God, for offering us salvation through Jesus, when we repent of our sins and trust in Jesus as our Savior.
- S** God, work in our hearts. Help us to trust in Jesus as our Savior. Help us to joyfully obey You. You know what is best for us and what brings You glory. In Jesus' name we pray. Amen.

Go to Lesson Plan, p.9 for the script to the rest of the lesson.

BIG QUESTION 3



What Is the Gospel?



VISUAL AID

#1

take out
Big Question
Bookmarks
of BQB

ANSWER:

It's Salvation through Faith in Jesus Christ!

DDD 3 Big Question and Answer Sign

The Big Question

*Hold up the Big Question sign for all the children to see,
and say:*

The Big Question we are investigating today is

Big Question Number 3:

What Is the Gospel?

and the Answer is:

It's Salvation through Faith in Jesus Christ!

Meaning:

Gospel means "good news." In the Bible, the gospel is the good news that God sent His Son Jesus to save sinners like you and me from the punishment we deserve for our sins. That salvation is ours when we turn from our sins and trust in Jesus as our own Savior. Now that is good news indeed!

Let's sing our Big Question Song:

Big Q & A 3 Song

DDD NIV Songs 3, track 12

(adapted version of "Oh, My Darlin' Clementine")

What's the gospel?

What's the gospel?


Can you tell me what it is?

It's salvation through faith in Jesus,


That's what the gospel is. (repeat)

BIG QUESTION 3: Four truths about the Gospel

1.



2.



3.



4.



Visual Aid

take out



of BQB

#2

This Unit's Bible Truths

"It's salvation through faith in Jesus Christ" is a good beginning, but there's so more to learn. So it's time for us to dig down even deeper for more answers to our Big Question about God. We're going to be learning FOUR Bible truths that all tell us more about the wonderful good news of God-the gospel.

Who would like to hand me the picture with our four Bible truths on it? It's in the Big Question Box/Briefcase."

Choose a child to get it and hand it to you, then hold it up and show them the pictures of the four truths they will be learning.

After everyone has had a good look say...

"Ok, we've learned three truths about the gospel. They are: "God made us and we should obey Him", "We have all disobeyed God and deserve His punishment"; and, "God sent Jesus to pay for the sins of God's people." (point to pictures as you identify each Bible Truth). Now let's look at our Bible Truth Clue sign and see if we can figure out which of these four truths we will be learning about today. Who would like to get it out of the Big Question Briefcase for me?"

Choose a child to open the briefcase, take out the Bible Truth Clue sign and hand it to you.

CAN YOU GUESS BIBLE TRUTH 4?

What Is the Gospel?
It's Salvation through Faith
in Jesus Christ...

**God saves all who ???? of
their sins and trust in
Jesus as their Savior!**

HINT: What's the Bible word for
turning away from disobeying God?
It rhymes with "cement."

ANSWER:
**God saves all who REPENT
of their sins and trust in
Jesus as their Savior!**

Visual
Aid
#3



of BOB



Revealing the Bible Truth

We Are Learning

Hold up the front side for the children to see. Cover up the answer, written along the bottom, and say:

“What Is the Gospel?”

It’s Salvation through Faith in Jesus Christ...

God saves all who ??? of their sins and trust in Jesus as their Savior!”

We’re missing one word. Here’s the hint to what the missing word is. It says: “What’s the Bible word for turning away from disobeying God? It rhymes with “cement.”

Can you guess? It’s “repent.”

So the Bible Truth we are learning today is:

(Uncover answer from bottom of sign, show it to them and say:)

“What Is the Gospel?”

It’s Salvation through Faith in Jesus Christ...

God saves all who REPENT of their sins and trust in Jesus as their Savior!”

And here is what this Bible Truth means:

(read the meaning off of the back of the sign, say:)

God is our good Creator and King. He made us to know Him, love Him and obey His good laws. But sadly, we all have chosen to disobey God and His good laws. We deserve His punishment for our sins. We have all turned away from Him.

But God has made a way for us to be forgiven our sins and to become His people. In His great love and mercy, God sent His Son, Jesus, to be our Savior. Jesus lived a perfect life. He never disobeyed God. He offered up His life as the full payment for sin when He suffered and died on the cross. On the third day, He rose from the dead. Jesus had done it! He had beaten sin and death for God’s people!

How can we become one of God’s people? Who can receive God’s gift of forgiveness? All who repent of their sins and trust in Jesus as their Savior. Repent means to stop living a life full of disobeying God and to start living to please God, instead. God can help us repent and believe. Ask Him!

How wonderful it is to be one of God’s people! To have special closeness with God by His Holy Spirit living in your heart now. And one day, to go live with God forever. That will be best of all!

**“The time has come,” he said.
“The kingdom of God is near.
Repent and believe the good news!”
--- Mark 1:5**



Bible Truth 4 Bible Verse

Remove the Bible Verse Picture from the "Bible" folder and hold it up for all the children to see, then say:

Mark 1:15 tells us:

Mark 1:15

"The time has come," he said. "The kingdom of God is near. Repent and believe the good news!"

Learn a Little: "Repent and believe the good news!"

What does that mean?

For years and years, God had promised to send a Savior to save us from our sins. For years and years, people waited and watched...and they watched and waited. At last, Jesus came! He taught the people about God and did amazing things. He showed them that He was God's Son, the Savior God had promised.

But what did people have to do, if they were to be forgiven by God for their sins? Jesus told them: "Repent and believe in the gospel--the good news that Jesus was God's Son, the Savior, sent to save them. We can be forgiven, too, when we repent (that is, turning away disobeying God and turning to live for God, instead) and believe that Jesus is God's Son, the Savior. God loves to help us do this. Ask Him!

"We've said our Bible verse, now let's sing it!"

The Time Has Come:

Mark 1:15

DDD ESV Songs 3, track 22

"The time has come," he said,

"The kingdom of God is near.

Repent and believe the good news."

"The time has come," he said,

"The kingdom of God is near.

Repent and believe the good news."

Mark One, fifteen.

"Now it's time to do a bit more deep down investigating. Let's see what Detective Dan wants us to help him figure out. Would someone like to get it out for me?"

take out



Place in



Visual Aid



Detective Dan's Listening Assignment #1

Detective Dan's

Listening Assignment #1



Hi, Deep Down Detectives!

I'm working on a brand-new case called:

"The Case of the Changes in Cruddy Crete."

I need to find out:

Cruddy is a word that means something is no good.

1. What was Crete and what was so cruddy about it?*

AND

2. Who changed in Crete? How did they change?

Can you help me? Listen carefully to the story and you might just hear the answers!

Thanks!

Detective Dan

Then say, "Ok, Deep Down Detectives! Put on your best listening ears and see if you can hear the answers to Detective Dan's questions. When I finish telling the story, we will see if we can answer all of his questions."

Read the Bible Truth story, putting up the storyboard pictures as you tell it.

At the end of the story, repeat the questions and lead the children in answering them. Present the gospel and close in prayer.

Answers to assignment questions, the gospel and ACTS prayer are also included at the end of the story text.

Answers:

Cruddy is a word that means something is no good.

1. What was Crete and what was so cruddy about it? Crete was an island. It was filled with people who rebelled against God and His good ways. They are what made the island so cruddy.

2. Who changed in Crete? How did they change? Many people changed in Crete when they heard the good news of Jesus. God's Holy Spirit worked in their hearts and helped them to repent of their sins and trust in Jesus as their Savior.

For You and Me:

Maybe we don't live in Cruddy Crete, but we need Jesus to be our Savior, just as much as they did. God can help us repent of our sins and trust in Jesus as our Savior, just like He helped them! Ask Him to help you!

take out



of BQB

Place in



Visual Aid



Detective Dan's Listening Assignment #2

Detective Dan's

Listening Assignment #2



Hi, Deep Down Detectives!

I'm still working on the case called:

"The Case of the Changes in Cruddy Crete."

Our Bible verse is Mark 1:15

"The time has come," he said. "The kingdom of God is near. Repent and believe the good news!"

I need to find out:

1. Who went to Crete to tell the people to repent and believe?

AND

2. What was the gospel that he wanted them to repent and believe in?

Can you help me? Listen carefully to the story and you might just hear the answers!

Thanks for your help!

Detective Dan

Then say, "Ok, Deep Down Detectives! Put on your best listening ears and see if you can hear the answers to Detective Dan's questions. When I finish telling the story, we will see if we can answer all of his questions."

Read the Bible Truth story, putting up the storyboard pictures as you tell it. At the end of the story, repeat the questions and lead the children in answering them. Present the gospel and close in prayer.

Answers to assignment questions, the gospel and ACTS prayer are also included at the end of the story text.

Answers:

Our Bible Verse is: Mark 1:15

"The time has come," he said. "The kingdom of God is near. Repent and believe the good news!"

1. Who went to Crete to tell the people to repent and believe? Paul with his young friend, Titus.

2. What was the gospel that he wanted them to repent and believe in? The good news that we can be forgiven our sins and become God's people through Jesus. Paul wanted the people of Crete to repent of their sins and trust in Jesus as their Savior. He wanted them to become God's people, too.

For You and Me:

The gospel Paul shared with the people of Crete is for us, too. God offers to forgive our sins and make us His people when repent of our sins and trust in Jesus as our Savior. Ask Him to help you! He loves to do this!

take out



Place in



Visual Aid



Detective Dan's Listening Assignment #3

Detective Dan's

Listening Assignment #3



Hi, Deep Down Detectives!

I'm still working on the case called:

“The Case of the Changes in Cruddy Crete.”

I found SIX clues, but TWO of them are NOT in the story. They are: a liar; a palm tree; a pizza; a pair of shoes; a man named Titus; and, a lazy, over-eater.

Hold up each of the six pictures for the children to see as you identify them. Better yet, put them up on your flannelgraph board, off to one side.

I need to know:

1. Which FOUR pictures belong in the story and which TWO do NOT?
2. Who repented of their sins and asked God for forgiveness? Who helped them do this?

Can you help me? Listen carefully to the story and you might just hear the answers!

Thanks!

Detective Dan

Then say, “Ok, Deep Down Detectives! Put on your best listening ears and see if you can hear the answers to Detective Dan’s questions. When I finish telling the story, we will see if we can answer all of his questions!”

Read the Bible Truth story, putting up the storyboard pictures as you tell it. At the end of the story, repeat the questions and lead the children in answering them. Present the gospel and close in prayer.

Answers to assignment questions, the gospel and ACTS prayer are also included at the end of the story text.

Answers:

Our six clues were: a liar; a palm tree; a pizza; a pair of shoes; a man named Titus; and, a lazy, over-eater.

1. Which four belong in our story?

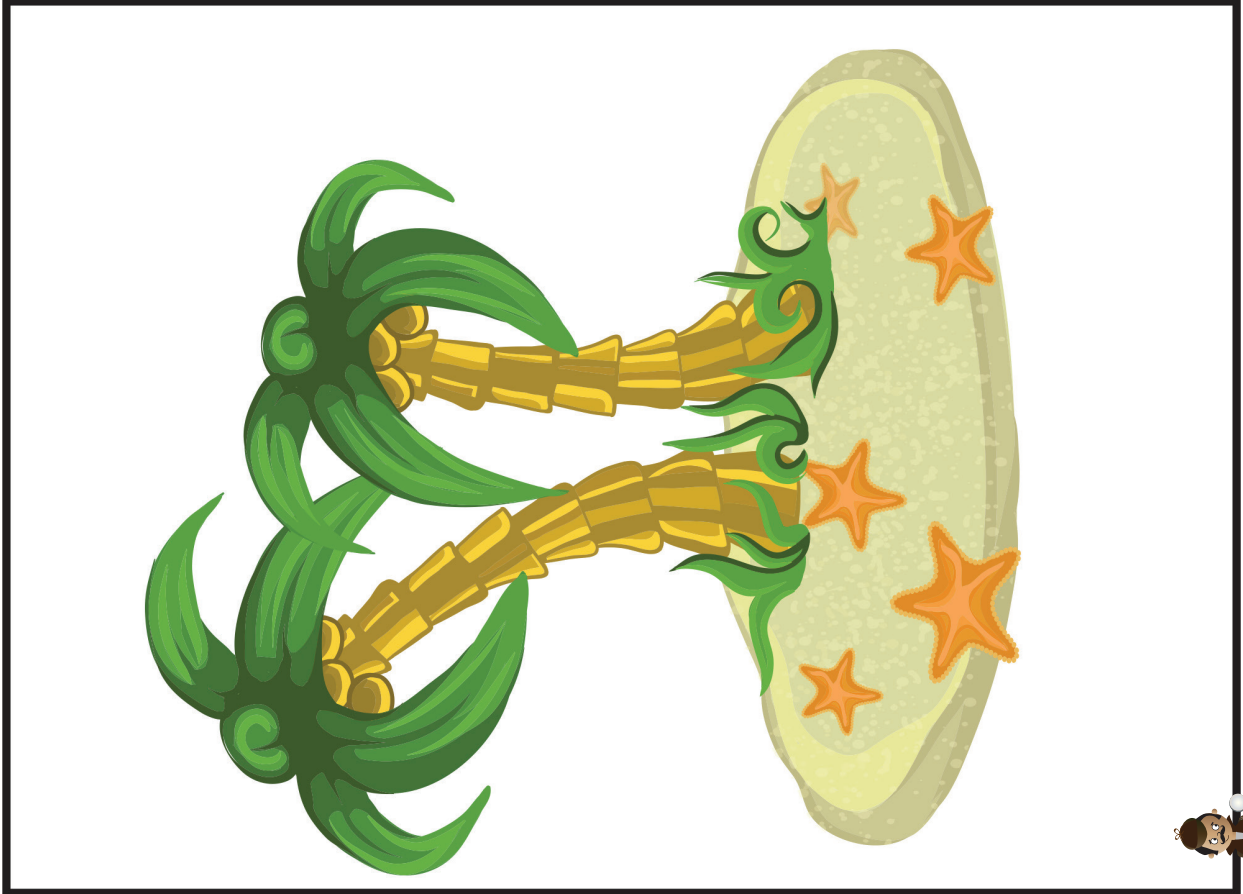
The liar; the palm tree; Titus; and, the lazy, over-eater.

2. Who repented of their sins and asked God for forgiveness? Who helped them do this?


Many people in Crete. Paul helped them do this, by telling the gospel and preaching God’s Word. God’s Holy Spirit helped them do this by working in their hearts as they listened to Paul.

For You and Me:

Just like the people in Crete, we have heard the good news of Jesus. Just like them, God calls us to repent of our sins and trust in Jesus as our Savior. God helped the people of Crete repent and believe. He can help us, too. Ask Him to help you!



A Palm Tree



A Liar

VISUAL
AID
#5C

Place in
DDD
Bible™

take out
Big
Question
Briefcase
of BQB


VISUAL
AID
#5C

Place in
DDD
Bible™

take out
Big
Question
Briefcase
of BQB

DDD 3.4 Lesson 3 Listening Assignment Clue Picture 2 for kids

DDD 3.4 Lesson 3 Listening Assignment Clue Picture 1 for kids



A Pair of Shoes



A Pizza

VISUAL
AID
#5C

Place in
DDD
Bible™

take out
Big
Question
Briefcase
of BQB

VISUAL
AID
#5C

Place in
DDD
Bible™

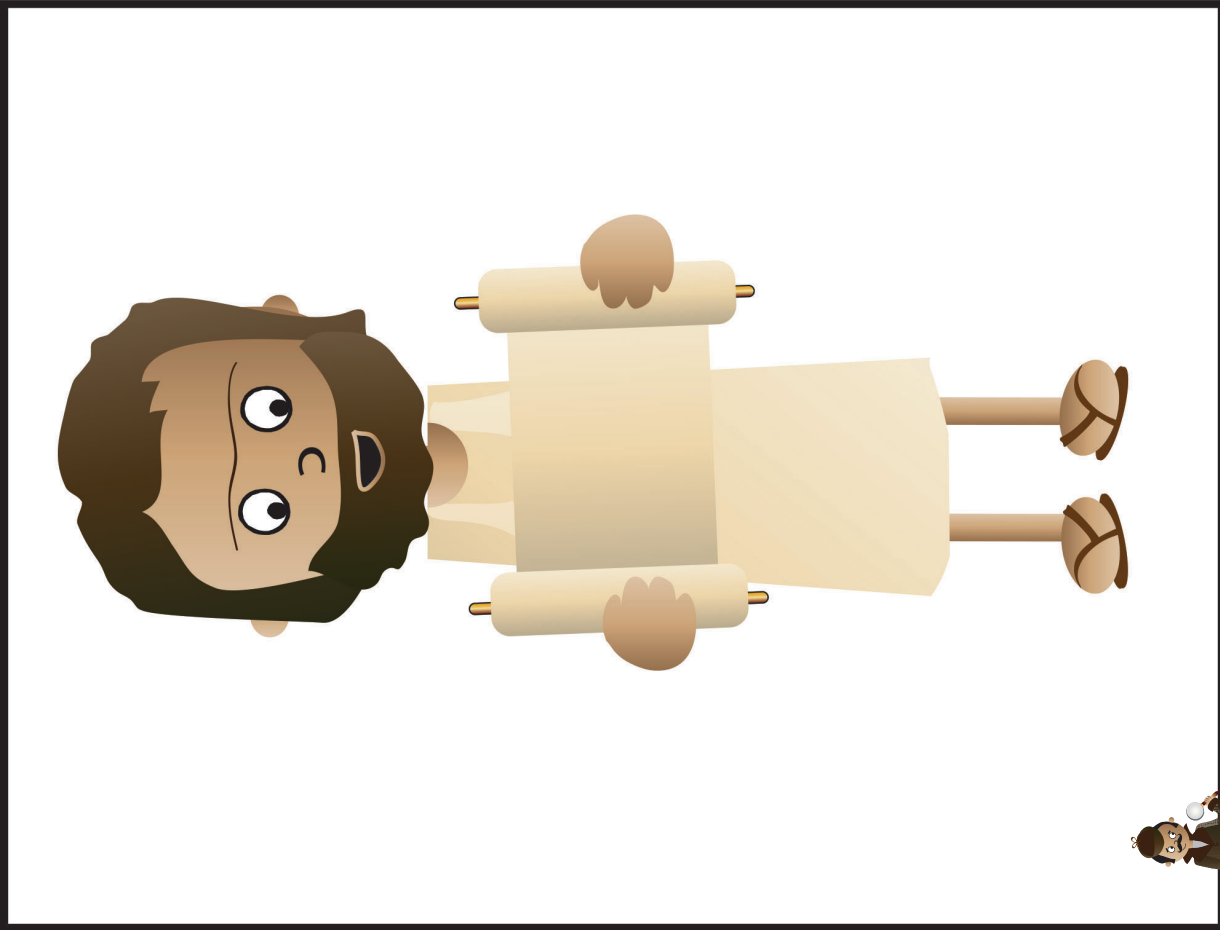
take out
Big
Question
Briefcase
of BQB

DDD 3.4 Lesson 3 Listening Assignment Clue Picture 4 for kids

DDD 3.4 Lesson 3 Listening Assignment Clue Picture 3 for kids



A Lazy Over-eater



A Man Named Titus

VISUAL
AID
#5C

Place in
DDD
Bible™

take out
Big
Question
Briefcase
of BQB

VISUAL
AID
#5C

Place in
DDD
Bible™

take out
Big
Question
Briefcase
of BQB


DDD 3.4 Lesson 3 Listening Assignment Clue Picture 6 for kids

DDD 3.4 Lesson 3 Listening Assignment Clue Picture 5 for kids

Big Question 3, Bible Truth 4 Storyboard Background Pictures Key (BG)

Put these pictures in place on your storyboard BEFORE you tell your story.

BG1 The Land, the Sea and the Island




Note on BG1 Land, Sea and Island:

Create the land, sea and island from felt. Overlay them on the base felt on your flannelgraph board. Velcro on the back of the pieces will hold the pieces securely in place. Finish off the background by adding the additional background pieces provided in this book on top of the felt.


BG2 City 1




BG3 Corinth



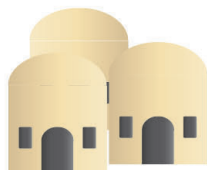
BG4 Crete Houses 1



BG5 Crete Houses 2




BG6 Crete Houses 3



Big Question 3, Bible Truth 4 Storyboard Pictures Key (SB)

Store these pictures in numerical order in your DDD Bible Folder.
Add these to your story as you tell it. Numbers correspond to placement order.

SB1 Volcano



SB2 Sandy Beach with Palm Trees



SB3 Colorful Fish



SB4 Tasty, Island Food



SB5 Good, Island People



SB6 Not



SB7 Liars



SB8 Cheaters



SB9 Lazy Over-eaters



SB10 Paul and Titus in Rome



SB11 The Gospel



SB12 Paul: From Bad Sinner to Follower of Jesus



SB13 Paul and Titus Sail to Crete



SB14 Sharing the Gospel with the Liars



SB15 Sharing the Gospel with the Cheaters



SB16 Sharing the Gospel with the Lazy, Over-eaters



SB17 The Gospel



SB18 God Is Our Good Creator and King



SB19 We Have All Chosen to Disobey Him



SB20 God Sent His Son, Jesus to Be Our Savior



SB21 Repent, Believe and Be Saved!



SB22 God Worked in the Liars' Hearts



SB23 God Worked in the Cheaters' Hearts



SB24 God Worked in the Lazy, Over-Eaters' Hearts



SB25 The Liars Repent



SB26 The Cheaters Repent



SB27 The Lazy Over-eaters Repent



SB28 Paul Sails Away



SB29 Titus Stays



SB30 Paul Writes Letter with Apollos and Zenas



SB31 Apollos and Zenas Sail to Crete with Letter



SB32 Paul's Letter Telling Them to Keep on Repenting and Believing



Note: Use sticky tac putty rather than velcro on back of pictures placed on top of other pictures.




NOTE:


Some of the larger images are assembled from two or more pages. You can make these easier to fold by leaving a small gap in the lamination between the pieces. This allows you to fold the image along the gap.




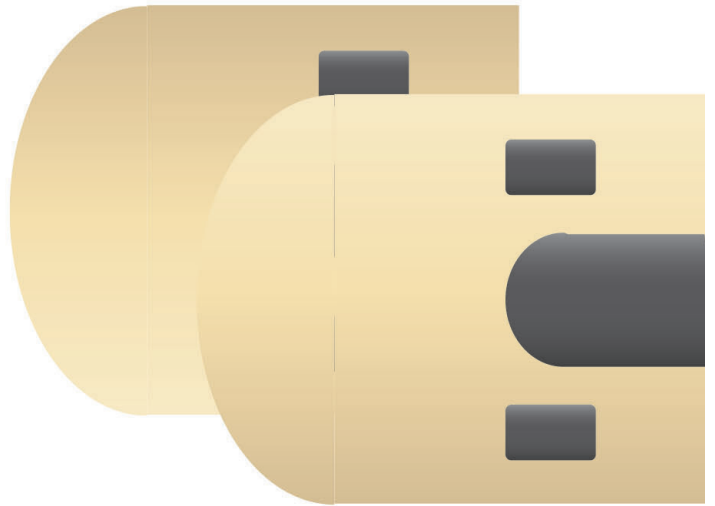
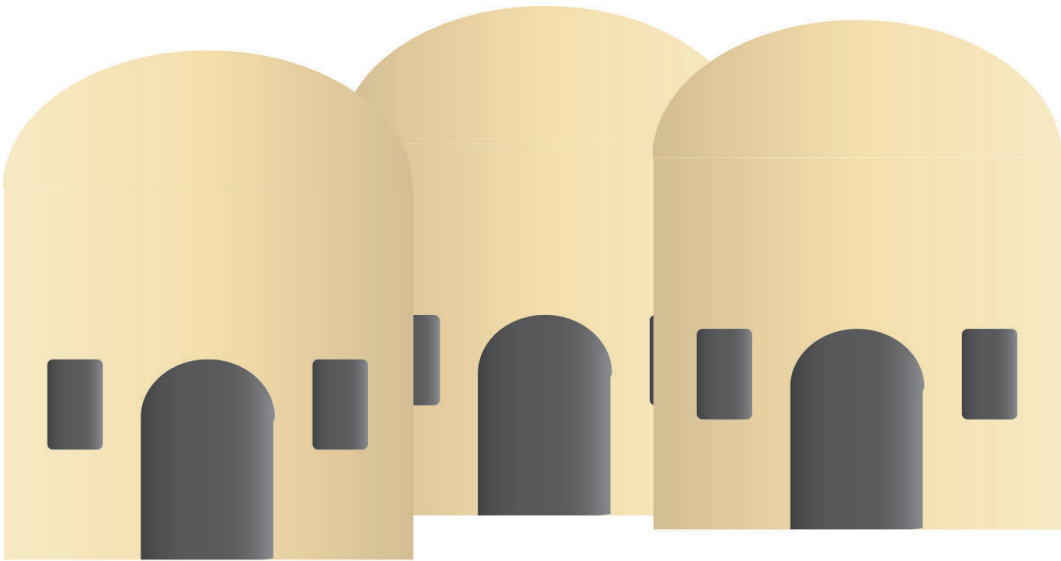
leave slight gap here
to create a "hinge"
for easy folding



BG2 City 1
DDD 3.4 Story
Place in board BEFORE telling story



BG3 Corinth
DDD 3.4 Story
Place in board BEFORE telling story



BG4 Crete Houses 1
DDD 3.4 Story
Place in board BEFORE telling story

BG5 Crete Houses 2
DDD 3.4 Story
Place in board
BEFORE telling story

BG6 Crete Houses 3
DDD 3.4 Story
Place in board BEFORE telling story





SB17 The Gospel
DDD 3.4 Story

SB16 Sharing the Gospel
with the Lazy, Over-eaters
DDD 3.4 Story



SB4 Tasty, Island Food
DDD 3.4 Story

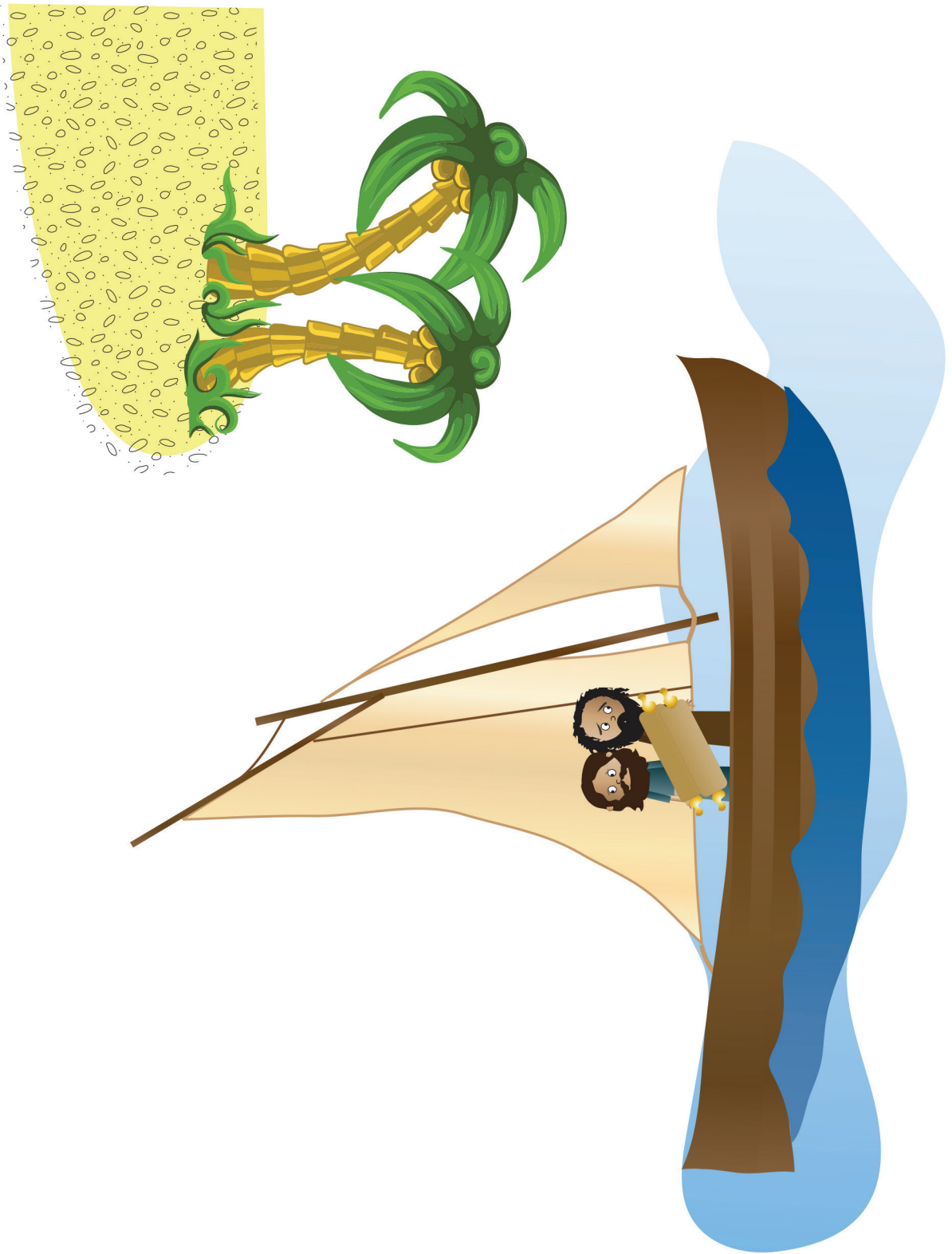
SB15 Sharing the Gospel
with the Cheaters
DDD 3.4 Story



SB3 Colorful Fish
DDD 3.4 Story

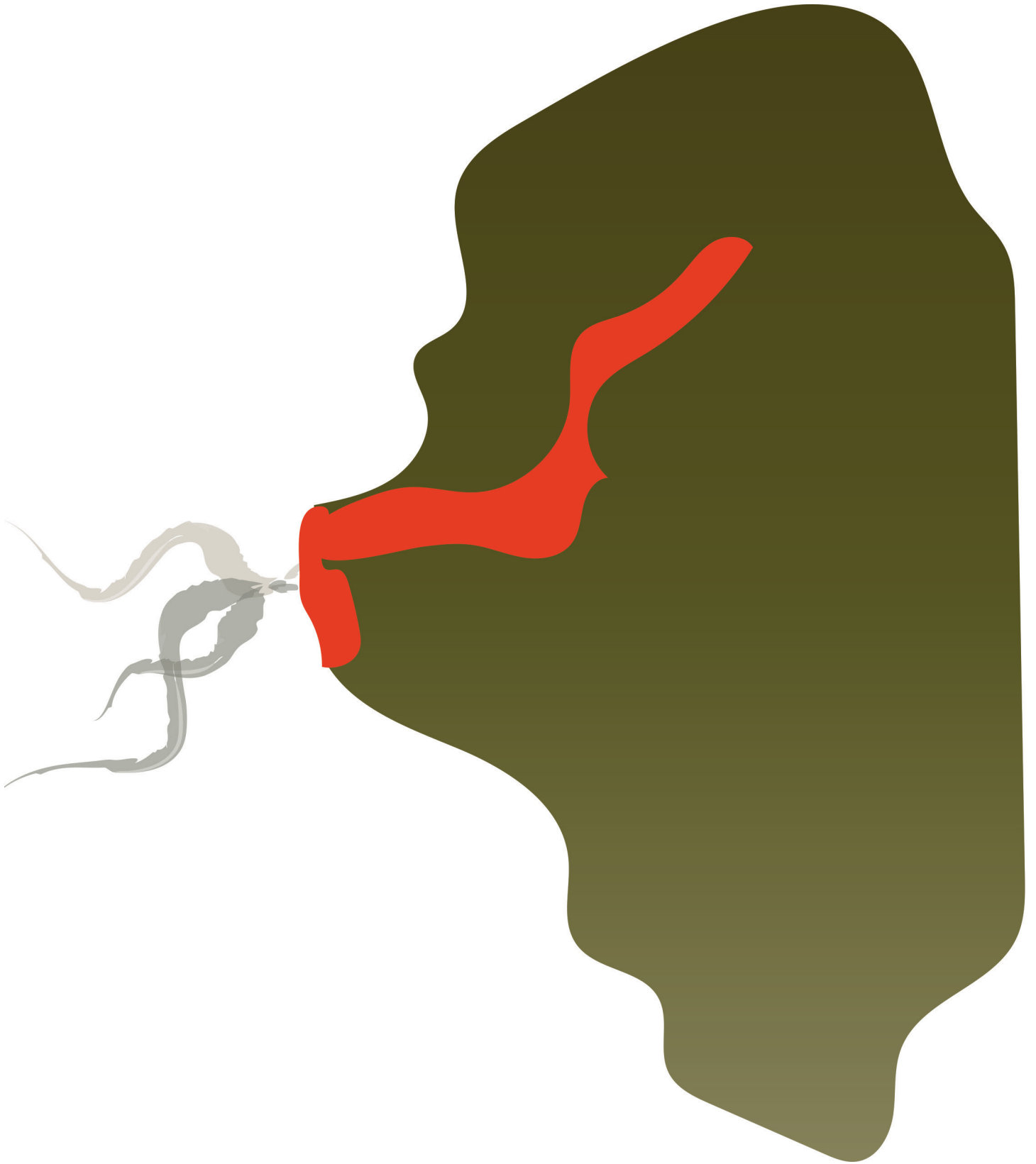
SB5 Good, Island People
DDD 3.4 Story

SB6 Not
DDD 3.4 Story




SB31 Apollos and Zenas Sail
to Crete with Letter
DDD 3.4 Story

SB2 Sandy Beach
with Palm Trees pt 4 of 4
DDD 3.4 Story



SBI Volcano
DDD 3.4 Story



SB9 Lazy Over-eaters
DDD 3.4 Story

SB7 Liars
DDD 3.4 Story

SB8 Cheaters
DDD 3.4 Story



SB12 Paul: From Bad Sinner
to Follower of Jesus DDD 3.4 Story

SB14 Sharing the Gospel
with the Liars
DDD 3.4 Story


SB11 The Gospel
DDD 3.4 Story

SB10 Paul and
Titus in Rome
DDD 3.4 Story

SB13 Paul and Titus Sail
to Crete
DDD 3.4 Story




SB18 God Is Our Good
Creator and King
DDD 3.4 Story




SB19 We Have All
Chosen to Disobey Him
DDD 3.4 Story

SB21 Repent, Believe
and Be Saved!
DDD 3.4 Story



SB20 God Sent His Son,
Jesus to Be Our Savior
DDD 3.4 Story



SB22 God Worked
in the Liars' Hearts
DDD 3.4 Story



SB32 Paul's Letter Telling Them to
Keep on Repenting and Believing
With God's Help
DDD 3.4 Story

SB30 Paul Writes Letter
with Apollos and Zenas
DDD 3.4 Story




SB28 Paul Sails Away
DDD 3.4 Story



SB2 Sandy Beach
with Palm Trees Pt 1 of 4
DDD 3.4 Story

SB2 Sandy Beach
with Palm Trees Pt 2 of 4
DDD 3.4 Story

SB2 Sandy Beach
with Palm Trees Pt 3 of 4
DDD 3.4 Story



SB24 God Worked in the
Lazy, Over-Eaters' Hearts
DDD 3.4 Story

SB23 God Worked
in the Cheaters' Hearts
DDD 3.4 Story

SB25 The Liars Repent
DDD 3.4 Story

SB27 The Lazy Over-eaters
Repent
DDD 3.4 Story

SB26 The Cheaters Repent
DDD 3.4 Story

SB29 Titus Stays
DDD 3.4 Story

DEEP DOWN DETECTIVES



Other Visual Aids

Big Question Box/Briefcase

What You Want

The Big Question Briefcase is a briefcase or other container with these characteristics:

- Ideally, this should be around 17" x 12", but needs to be at least big enough to fit a 8 ½" x 11" sheets of paper inside it.
- Have various pockets to put these sheets in
- Is attractive or curious looking to preschoolers
- Not necessary, but extremely fun, if it has a combination lock

Finding a Briefcase:

You can certainly buy one new, but you always may find a used one at a thrift shop. Or, someone may have one they want to donate. We use one that stores valuables in it and is the 17" x 12" size. Very durable and has the lock feature that the kids love.

You also can move away from the briefcase idea and use a little trunk or other box for your substitute briefcase. Just change the name to the Big Question Box, if you use a box instead. A boot box or the cardboard box that 10 reams of copy paper comes in is a great size, if you are using a box.

If you use a box, but want a lock-like feature, that's easy to do. Simply cut "straps" out of felt or vinyl and glue in place to the top and bottom sides of the box on one side, with the top strap overlapping the bottom straps. Add velcro to the top and bottom pieces so that they meet and fasten. Make back "hinges" for the box with the felt/vinyl straps, too. Or, you can simply add a belt around the box that has to be unfastened before the box can be opened.

Here are some suggestions for decorating a box or even the outside of your briefcase to make it appealing.

Supplies

Your box/briefcase
Plain white contact paper or white cardstock
Colorful wrapping paper
Glitter glue
Markers
Sequins, fake jewels, buttons, rick rack, etc.
Other decorating supplies
Stickers
Glue
Clear packing tape

Directions

1. If you are using a box that has wording on it, you will first need to make plain surfaces for decorating and a hinge for the lid. Stick the white contact paper or white cardstock to each side of the box. On the other hand, you can also use colorful wrapping paper. Then, make a lid by sticking the clear packing tape along one long side of the box, attaching the lid to the box.

2. Use the craft decorating supplies to decorate the box. If desired, you can put a big question mark on top of the box, but remember that you are working with two and three year olds: the question mark symbol is not very meaningful to them yet.

Making a Flannelgraph Storyboard

for use in story-telling and in playing the story review games

While you may decide to use sticky tac and stick your storyboard pictures to a white board, it is very easy to make a flannelgraph board. The advantage to the flannelgraph board is that the pictures stick very easily and there is no messing with the sticky-tac.

Supplies

Large Format Pictures Board: AT LEAST a 36" x 48" foamboard or corkboard (We actually use a far bigger canvas and attach it to the wall) A science project board with the two sides that fold out makes a good 36" x 48" board.

OR, Small Format Pictures Board: AT LEAST a 24" x 36" (to 36" x 48)" board

Large piece of neutral-colored felt to cover your board with extra to overlap over to the back, if desired.

Glue gun and glue sticks

Directions

1. Center felt on front side of board. Turn over. Secure in place with glue.

Making Durable Storyboard Pictures

for use in story-telling and in playing the story review games

Whether you purchase the Deep Down Detectives storyboard pictures from Amazon or print them off the website (included in the Deep Down Detectives Visual Aids book), you will want to find some way to make them more durable. They are used not only as a part of telling the story, but are integral in the story review games. Here's how we make ours durable enough to be used over and over again. **See note below for other simpler options for using these pictures.**

Supplies

Deep Down Detectives Visual Aids book (purchased or downloaded)

White cardstock or printer paper (if downloading pictures)

Sticky-back velcro, circles or cut pieces; or sticky tac putty

Laminator or Self-laminating sheets

Sturdy Sheet Protectors, preferably the "Secure Top" kind, like offered by Avery

Flannelgraph pictures for the Bible stories found at www.praisefactory.org with each unit's resources.

Directions

1. Purchase from Amazon or download and print out the storyboard figures.

2. Cut out flannelgraph figures.

3. Laminate the figures.

Special tip: When laminating the big background pictures that are two (and sometimes even three or four) pieces put together, leave a small gap between the two pieces before laminating together. This small space acts like a hinge and allows you to fold up pictures without hurting them into a manilla envelope that fits 8.5" x 11" sheets of paper along with all of the smaller, regular-sized storyboard pictures.

4. If using a flannelgraph board: Stick a piece of sticky backed velcro (ROUGH SIDE) onto the back of each figure. If using sticky tack and whiteboard: simply stick a small amount of sticky tack on the back of a picture when using it. Remove and store sticky tack in airtight container.

Note: Instead of using all of the pictures as separate flannelgraph pieces, you can choose to use only a few (helpful to have 10 for the story review game); you can clump them onto posterboard and make them into picture scenes; or, you can simply use the Storyboard Picture Guide as a single picture. At praisefactory.org, go to DDD Bits and Pieces for a 22" x 28" poster size jpg of this picture guide if you want to create a large version.

The Deep Down Detectives “Bible” Folder

This is a homemade folder that looks (kinda) like the cover of a Bible. You will use this to put the Bible verse, the Bible Story and storyboard pictures to help make the point that the truths you are teaching them come from the Bible.

Supplies

1 piece of 22" x 28" posterboard (white is fine. Green or brown is nice)

Glue

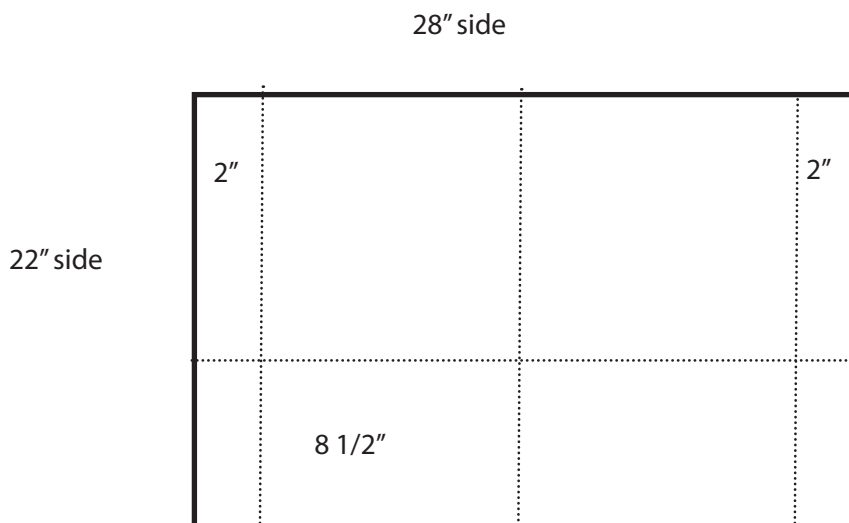
Stapler and staples or packing tape

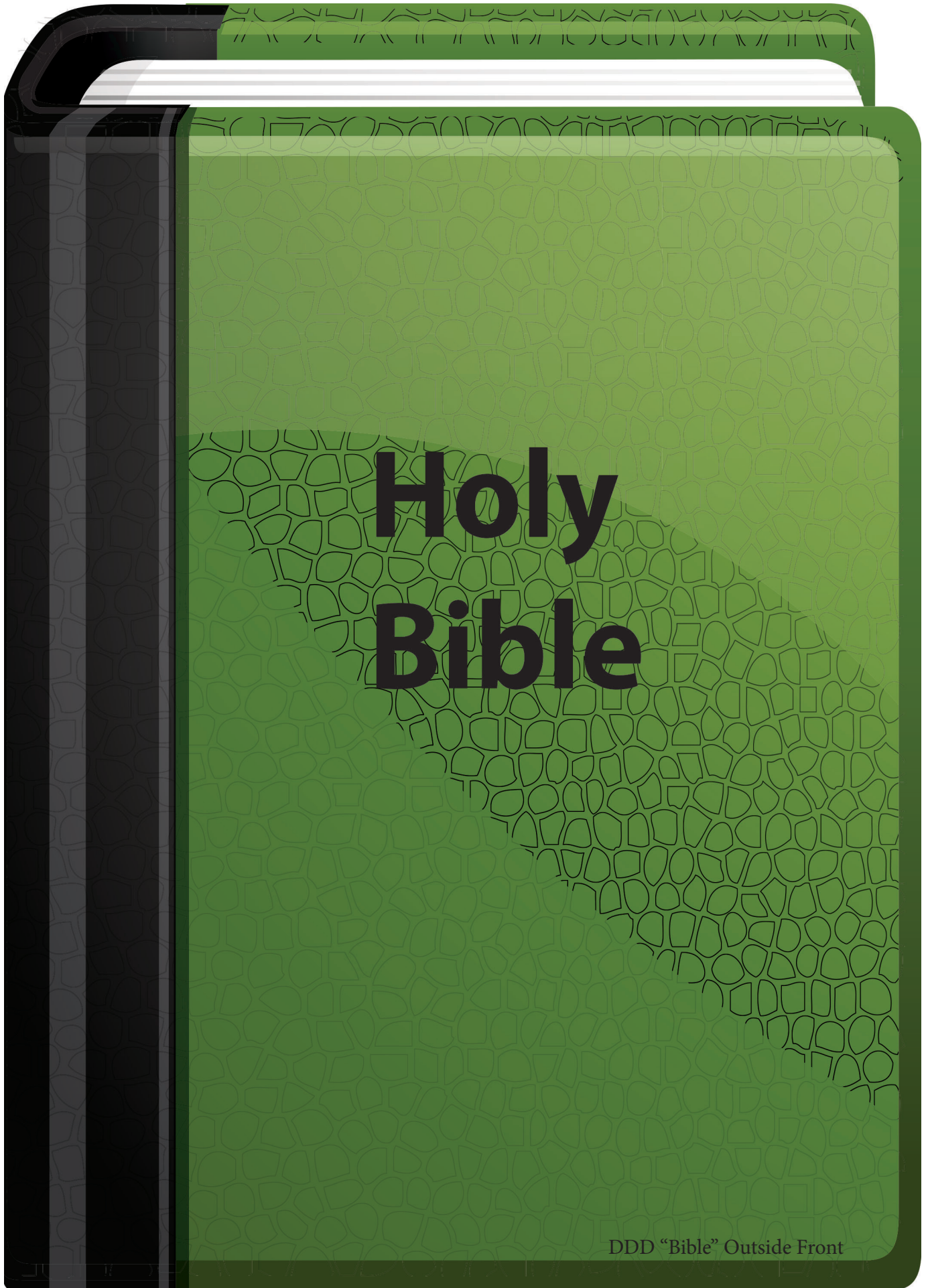
The Bible Cover pictures (see online with resources for this unit or from the back of each Deep Down Detectives Visual Aids book.)

NOTE: The Bible Cover pictures included in the Deep Down Detectives Visual Aids books cannot be created larger than 8.5" x 11". That means that they will be under-sized for a Bible Folder of the dimensions you are making. However, you can go online to the Deep Down Detectives curriculum and there is a pdf of a bigger version of these covers that will actually fit the size of this Deep Down Detectives “Bible” Folder.

Directions

1. Lay out poster board with long side along the bottom.
2. Fold in 2" on each side.
3. Take packing tape and tape the folded in 2" flaps to the main section of the posterboard, all the way down.
3. Fold up 8 1/2" on the bottom of the poster board.
4. Use packing tape to tape this flap in place, all the way down.
5. Take scissors and snip through the tape where the flap is attached to the folder. This will give you a bit more room in the folder.
6. Fold the poster board in the middle to make the center fold.
7. Cut out the Bible Cover Pictures. If possible, laminate these. They will last longer.
- 8.. Glue the two cover pieces to the outside of the folder.





Holy Bible

DDD "Bible" Outside Front



DDD "Bible" Outside Back

