

DEEP DOWN DETECTIVES

**70 Bible Truths
for Inquisitive 4-7's**



Unit 3

**Core Curriculum, NIV
The Good News of God,
the Gospel**



Curriculum for preschool and elementary age children,
training tools, music and other resources
are available for download or to order at:
www.praisefactory.org

© 2017 Praise Factory Media

This and many other resources are available online at www.praisefactory.org

Scripture quotations marked (NIV) are taken from the Holy Bible,
New International Version®, NIV®. Copyright © 1973, 1978, 1984 by
Biblica, Inc.™ Used by permission of Zondervan. All rights reserved worldwide.www.zondervan.com

Scripture quotations marked (ESV) are from The Holy Bible, English
Standard Version® (ESV®), copyright © 2001 by Crossway,
a publishing ministry of Good News Publishers. Used by permission. All rights reserved.

Scripture quotations marked HCSB are taken from the
Holman Christian Standard Bible®, Copyright © 1999, 2000, 2002, 2003, 2009
by Holman Bible Publishers. Used by permission. Holman Christian Standard Bible®,
Holman CSB®, and HCSB® are federally registered trademarks of Holman Bible Publishers.

Psalm 100

the psalm behind the name



(v.1) Make a joyful noise to the LORD, all the earth!

(v.2) Serve the LORD with gladness!

Come into His presence with singing!

(v.3) Know that the LORD, He is God!

It is He who made us, and we are His;

We are His people, and the sheep of His pasture.

(v.4) Enter His gates with thanksgiving,

And His courts with praise!

Give thanks to Him; bless His name!

(v.5) For the LORD is good;

His steadfast love endures forever,

And His faithfulness to all generations.

May this curriculum help you to be manufacturers of noisy joy unto the LORD (v.1). To sing (v.2), to know (v.3), and to worship Him with thanksgiving and praise (v.4), that the witness of His great faithfulness might continue through all generations (v.5).

The LORD is amazing! He's not like anyone else!

Constance Dever
June 27, 2016

Table of Contents

Getting to Know the Deep Down Detectives Curriculum	7
Getting Started with Deep Down Detectives	7
Deep Down Detectives Overview Flyer	9
Session Prep	11
Learning More about Deep Down Detectives Curriculum, by Resource	12
Learning More about Deep Down Detectives Curriculum, by Activity	14
Customizing the Curriculum: Know Yourself to Know What You Need	19
Customizing the Curriculum: Build-Your-Own-Curriculum Sandwich	20
Common Customizations: by Age Groups	21
Common Customizations: Teaching Situations	24
Maiden Voyage: Testing Out the Curriculum	25
The Real Launch: Implementing the Curriculum in Your Situation	26
Protect Your Investment: Tips on Storing the Curriculum for Future Use	27
Master Supplies List for All Deep Down Detectives Games (this list also included in Appendix B)	31
VBS, Camps and Other Programs	34
The Praise Factory Bible Truths across the Three Curriculums	39
CORE CURRICULUM FOR Unit 3: The Good News of God, the Gospel	
What Is the Gospel? It's Salvation through Faith in Jesus Christ!	
Bible Truth 1: God Made Us and We Should Obey Him	43
Session Prep	44
Unit Overview	45
Bible Truth Overview Sheet	47
Songs Track Numbers	48
Lesson Plan	49
Bible Story	61
Discussion Sheet	65
Bible Truth 2: We Have All Disobeyed God and Deserve His Punishment	67
Session Prep	68
Unit Overview	69
Bible Truth Overview Sheet	71
Songs Track Numbers	72
Lesson Plan	73
Bible Story	85
Discussion Sheet	93
Bible Truth 3: God Sent Jesus to Pay for the Sins of God's People	95
Session Prep	96
Unit Overview	97
Bible Truth Overview Sheet	99
Songs Track Numbers	100
Lesson Plan	101
Bible Story	113
Discussion Sheet	119
Bible Truth 4: God Saves All Who Repent of Their Sins and Trust in Jesus as Savior	121
Session Prep	122
Unit Overview	123
Bible Truth Overview Sheet	125
Songs Track Numbers	126
Lesson Plan	127
Bible Story	139
Discussion Sheet	145

APPENDIX A: Songs	147
Index of Songs	148
Track Numbers	150
General Classroom Songs (Used every lesson, every unit)	151
Lyrics	153
Sheet Music	157
Unit 3 Songs (Used every lesson throughout the unit)	
Lyrics	163
Sheet Music	170
Bible Truth 1 Songs	
Lyrics	179
Sheet Music	180
Bible Truth 2 Songs	
Lyrics	181
Sheet Music	182
Bible Truth 3 Songs	
Lyrics	183
Sheet Music	184
Bible Truth 4 Songs	
Lyrics	185
Sheet Music	187
APPENDIX B: Games	189
Games Index	190
Master Supplies List for All Deep Down Detectives Games	191
Bible Verse Games	195
Music, Movement & Memory Activities	208
Bible Story Review Games	221
APPENDIX C: Crafts and Take Home Sheets	235
Bible Truth 1 Crafts	237
Bible Truth 2 Crafts	253
Bible Truth 3 Crafts	273
Bible Truth 4 Crafts	293
APPENDIX D: Free Time Activity Suggestions	313
APPENDIX E: Resources to Make or Buy	319
Making a Big Question Box/Briefcase	320
Making a Flannelgraph Storyboard	321
Making Durable Storyboard Pictures	321
Making Durable Story Scene Pictures	321
Making the Deep Down Detectives Bible Folder	322

Deep Down Detectives Curriculum Resources

There are five companion resources for each of the sixteen units of Deep Down Detectives. Use whichever resources are useful to your setting. Deep Down Detectives resources are available as free, digital downloads at praisefactory.org, or for purchase as hard copies through amazon.com.

Make sure to check out the “Bits and Pieces” section of the Deep Down Detectives curriculum online. It has all of the resources separated out making it easy for you simply to pick, choose and print out whatever you want.

Deep Down Detectives Core Curriculum Book, ESV/NIV for each unit

The Deep Down Detectives Core Curriculum book contains the curriculum introduction, the lesson plans, stories, music, activities and take home sheets for each of the units.

Deep Down Detectives Visual Aids with Simple Story Scenes, ESV/NIV for each unit

This resource provides large, colorful signs of the key concepts used in the unit, PLUS, easy-to-use, colorful scenes that you hold up in sequence as you tell the story. The story text for each scene is printed on the bottom of each scene.

Deep Down Detectives Simple Story Scenes, ESV/NIV for each volume

This resource includes only 2-page overview for Bible Truth, the story scenes, and take home sheets. This is a great, basic resource for use at home and in many classroom teaching situations.

Deep Down Detectives Small Format Visual Aids, ESV/NIV (Small Format Storyboard Pictures) for each volume

This resource provides large, colorful signs of the key concepts used in the unit, PLUS, colorful storyboard (flannelgraph) pictures to cut out and use as you tell each story. These storyboard pictures are for use with storyboards at least 24" x 36" in size.

Deep Down Detectives Large Format Visual Aids, ESV/NIV (Large Format Storyboard Pictures) for each volume

This resource provides large, colorful signs of the key concepts used in the unit. It also provides colorful storyboard (flannelgraph) pictures to cut out and use as you tell each story. These storyboard pictures are for use with storyboards 36" x 48" in size.

All of these materials may be photocopied for non-commercial church, classroom or school use by licensed users.


Other Resources in the Praise Factory Family of Curriculum

Deep Down Detectives is the second in a family of three, inter-related curriculums:

- Hide 'n' Seek Kids (focus group: ages 2-4; adaptable range: ages 2-pre-K 5's)
- Deep Down Detectives (focus group: ages 4--6's; adaptable range: ages 3-2nd grade)
- PFI: (focus group: grades K-5th grade; adaptable range: pre-K 5's-6th grade)

Each curriculum teaches the same biblical themes, but are presented in greater depth as the children grow and develop. Together, the curriculums work like an expanding spiral of truth that returns to reinforce the same truths with each curriculum, yet leading the children to deeper understanding with each step up.

Learn more about these curriculums as well as other resources and ideas for reaching children with the gospel at: www.praisefactory.org.

 <p>DEEP DOWN DETECTIVES</p> <p>designed for ages 4-6, often used with ages 3-7</p> <p>the second of 3 curriculums in the Praise Factory family</p> <p>downloads and hard-copies available through www.praisefactory.org</p>	<p>DEEP DOWN DETECTIVES SESSION OVERVIEW</p> <p>Session Format: Circle Times, Free Play and Your Choice of Activities</p> <p>Each session is structured around Circle Time and Free Play Time. Circle Times are used to introduce and review the concept, Bible verse, Bible story, and the ACTS prayer. (A prayer including <u>A</u>doration, <u>C</u>onfession, <u>T</u>hanksgiving, and <u>S</u>upplication related to the Bible truth they are learning.) Free play is not only enjoyable, but also helps to replenish attention spans and prepare the children for more group listening later in the session. Every session also includes lots of response activities that you may choose to use during free play time to add as much reinforcement as best suits your children. Each Deep Down Detectives session follows the same four-part format, as described here:</p> <p>PART 1: Getting Started A time to welcome the children to the class, enjoy free play, music, and/or play a Bible verse game.</p> <p>PART 2: Opening Circle Time The children are gathered together for their primary teaching time. The Big Question and Bible Truth (and related songs) are introduced. A listening assignment* is given, the Bible story told, then the listening assignment answered at the end of story time.</p> <p>PART 3: Free Play/Activity Time The children participate in free play and/or response activities.</p> <p>PART 4: Closing Circle Time The children gather together for a brief review of what they have learned and a closing prayer. Teachers give out take home sheets as children are dismissed.</p> <p>*As with the other two Praise Factory curriculums, Deep Down Detectives has a few detective-ish elements to it. (1) There is the "Big Question Briefcase" that contains the key concept visual aids and the Bible storyboard pictures that the teacher uses as he teaches. And (2), Each story is called "The Case of the" and comes with "Detective Dan's Listening Assignments." These are listening assignments to be solved as the children listen to the story. There are 3 different listening assignments--one for each of the 3 sessions of curriculum included with each Deep Down Detectives Bible Truth. These questions are especially good for use with three-year-olds or older preschoolers.</p> <p>Session Length The resources for each Deep Down Detectives session--as described in the lesson plan--are designed for a 60 to 90 minutes session. However, they can be easily tailored to fit a shorter or longer session.</p>
<p>DEEP DOWN DETECTIVES... AT A GLANCE</p> <ul style="list-style-type: none"> • Teaches the 16 Biblical (theological) themes used in all three Praise Factory curriculums, but in greater depth than in Hide 'n' Seek Kids. Each of these themes is presented as a "Big Question and Answer." • Each theme is taught as a series of Bible truths that develop the theme. There are 69 Bible truths in all. • There is one Bible story and one Bible verse for each of the 69 Bible truths. All of the Bible verses are set to music, which can be a great aid in learning and remembering them. • There are three sessions of curriculum per Bible truth. Use as few or as many as you want. Each is jam-packed with activities. • The multiple sessions give children the time they need to really learn each truth. The new activities keep the learning fresh each session. • The curriculum for each Bible truth comes with a fully-scripted lesson plan, beautiful storyboard pictures, games, crafts, take-home sheets, and lots of music. • The curriculum is flexible and is easily adaptable to many different teaching settings. • Both downloads and hard copies available. 	

Note: *If desired, you can start out each of the 16 units of Deep Down Detectives with one session (or more) from Hide 'n' Seek Kids curriculum. This creates a nice introduction to the over-arching theme for each unit. It would also add 16 or more sessions to the curriculum.

DEEP DOWN DETECTIVES SCOPE AND SEQUENCE			
UNIT	BIBLE TRUTHS TAUGHT	UNIT	BIBLE TRUTHS TAUGHT
Unit 1: The God Who Reveals Himself Q: How Can I Know What God Is Like? A: He Shows Me What He's Like!	1. By the Heart He Gave Me to Know and Love Him 2. In Everything I See All Around Me 3. In the Bible, the Perfect Word of God 4. Through His Very Own Son, Jesus Christ	Unit 9: Jesus Christ, Immanuel, God with Us Q: What Did Jesus Come to Do? A: Jesus Came to Bring Us to God!	1. He Left His Home in Heaven to Save Us 2. He Never, Ever Disobeyed God 3. He Taught about God and Did Amazing Things 4. He Died on the Cross for His People's Sins 5. He Rose from the Dead 6. He Went Up to Rule in Heaven
Unit 2: God's Wonderful Word, the Bible Q: What's So Special about the Bible? A: It Alone Is God's Word!	1. God Made Sure It Was Written Down Just Right 2. It Tells Us about God and His Plans 3. God Uses It to Save His People 4. God Uses It to Change His People	Unit 10: The Holy Spirit: The Indwelling God Q: What Does the Holy Spirit Do in God's People? A: He Changes Their Hearts!	1. The Holy Spirit Lives in God's People 2. The Holy Spirit Gives God's People Courage 3. The Holy Spirit Gives God's People Wisdom 4. The Holy Spirit Builds God's Church
Unit 3: The Good News of God, the Gospel Q: What Is the Gospel? A: Salvation through Faith in Jesus Christ!	1. God Made Us and We Should Obey Him 2. We Have All Disobeyed God and Deserve His Punishment 3. God Sent Jesus to Pay for God's People's Sins 4. God Saves All Who Repent of Their Sins and Trust in Jesus	Unit 11: The God Who Saves Q: How Can We Be Saved? A: It Is God's Free Gift!	1. When We Trust in Jesus as Our Own Savior 2. When We Tell God Our Sins and Turn Away from Them 3. When the Holy Spirit Works in Our Hearts
Unit 4: The God Like None Other Q: Can Anybody Tell Me What the LORD Is Like? A: He's Not Like Anyone Else!	1. He Is a Glorious Spirit 2. He Is the One, True God 3. He Is God the Father, Son and Holy Spirit: One God, but Three Persons 4. He Is Everywhere, All the Time 5. He Knows Everything There Is to Know 6. He Is Perfectly Holy, Purely Good 7. He Can Do Anything He Wants to Do 8. He Is Always Faithful, Through and Through	Unit 12: God's People Live for Him Q: How Should God's People Live? A: They Should Live Like Jesus!	1. By Asking God for His Help 2. By Loving Him Most of All 3. By Loving Other People as God Has Loved Them 4. By Trusting God and Being Happy with What He Wants 5. By Learning God's Word and Obeying It 6. By Saying "No" to Disobeying God 7. By Telling the Good News of Jesus 8. By Making Much of God
Unit 5: God, the Good Creator Q: Can You Tell Me What God Made? A: God Made All Things Good!	1. He Made Everything Good in Heaven and Earth 2. He Made People in a Special Way	Unit 13: The Sustaining God Q: Why Do God's People Keep Believing in Him? A: It Is God's Sustaining Grace!	1. God Alone Sustains His People 2. God the Father Promises to Help His People 3. Jesus Provides God's People with Everything They Need to Live for Him 4. The Holy Spirit Works in His People 5. The Word of God Grows God's People 6. God Uses His People to Strengthen and Comfort Each Other
Unit 6: God, the Just and Merciful Q: How Did Bad Things Come into God's Good World? A: Bad Things Came Through Sin!	1. When Adam and Eve Chose to Disobey God 2. When It Spread to the Whole World	Unit 14: The God Who Delights in Our Prayers Q: How Does God Want Us to Pray? A: Every Night and Day!	1. He Wants Us to Praise Him 2. He Wants Us to Confess Our Sins to Him 3. He Wants Us to Thank Him 4. He Wants Us to Ask Him to Do Great Things
Unit 11: The God Who Saves Q: How Can We Be Saved? A: It Is God's Free Gift!	1. When We Tell God Our Sins and Turn Away from Them 2. When We Trust in Jesus As Our Own Savior 3. When the Holy Spirit Works in Our Hearts	Unit 15: God's People Gather Together Q: Why Do God's People Go to Church? A: To Worship God and Love One Another!	1. By Praising God for Jesus' Win over Death 2. By Learning from God's Word, the Bible 3. By Caring for Each Other's Needs 4. By Telling What God Has Done and Praying 5. By Baptizing People Who Trust in and Live for Jesus 6. By Remembering Jesus Died to Save Them
Unit 8: The God Who Loves Q: What Is God's Love for His People Like? A: It's More than They Could Ever Deserve!	1. He Gave His Son, Jesus to Save Them 2. He Always Takes Care of Them 3. He Uses Their Sadnesses for Good 4. He Will Never Stop Loving His People	Unit 16: Jesus, the Returning King Q: What Will Happen When Jesus Comes Back? A: God Will Make Everything New!	1. Jesus Will Judge All People Fairly 2. God's People Will Live Happily with God Forever

Session Prep (especially good for newbies!)

Pray!



Pray for the Holy Spirit to be at work in your and the children's hearts.

Review



If new to the curriculum, look at the **Getting Started with Deep Down Detectives section of the Core Curriculum book**. (p.5) It will be especially helpful to read through the Deep Down Detectives section of **The Praise Factory Tour: Extended Version Book**. This is a visual way to understand what goes on in the classroom. (A pdf of the book is found in the samples section on the website.)

Look through and Learn the Lesson



Read over **lesson plan**. Practice any **songs or action rhymes** you are using. Choose/make up motions to go with these. Choose less with younger children and more with older preschoolers. **Practice the lesson with the visual aids** and using the Big Question Box/Briefcase.

Read and Rehearse the Bible Story with Pictures



Read the Bible story from the Bible. Read the curriculum version. Practice telling it with the storyboard pictures. (If you have not previously laminated the story pictures, do that now.) Or, rehearse it from the Simple Story Scenes, if you are using those.

Let There Be Music



Download the music and listen to the songs. Choose which of the songs you will use with the children. If using live musicians, make sure they have the sheet music (Appendix A, Core Curriculum book).

Put the Props in Place



1. Prepare your Visual Aids. Put the Big Question, Unit Bible Truths, Bible Truth, Bible Verse, and Listening Assignment signs, as well as the Bible Story script in one side of the Bible folder.
2. Get out your storyboard. If using Simple Story Scenes, put these in your Bible Folder. Or, if using the individual storyboard figures, put all background pictures in place (they have a BG by the number). Put the rest of the storyboard pictures (these have a SB by the number) in order of use in the other side of the Bible folder.
3. Put the DDD Bible Folder as well as the Big Question sign in the Big Question Box/Briefcase and shut it. If your box/briefcase has locks and you want to use the unlocking the box as part of your session, lock it now....but make sure you have the key or know the code first.
4. Prepare the music CD or sheet music or mp3 device for use in your session.

Set Out Free Play Activities



Choose and set up free time activities you will use with the children. Choose a variety of different activities that will be enjoyed by different types of children. Rotate the activities you provide to keep them interesting and fresh to your children. (Suggestions in Appendix D, Core Curriculum books.)

Prepare Any Activities



Choose which (if any) of the Bible Truth games and crafts activities you want to use in the session. Bear in mind your time frame as well as the developmental abilities and attention span of your children as you decide which/how many to prepare. **Look over the Discussion Sheet** and choose a few questions you might use to spark discussion with the children as they do their activities (especially good for ages 3's+). Pray for God to give you opportunities to talk about these things with the children.

Let Them Take It with Them



Make copies of the craft/take home sheets, if you are not already using them as one of your activities. You may also want to make copies of the story (see take-home version of each story included in Appendix C with the other take home resources) to have for parents to use with their children at home. There's a link on each craft/take home sheet to the story, if you don't make hard copies.

Store It



After your session is over, collect the resources and store them for future use. This curriculum can be used over and over for years to come.

Learning More about Deep Down Detectives Curriculum, by Resource

The extra-depth information starts here! This section will describe important features of the Deep Down Detectives curriculum. Look at each resource in the Deep Down Detectives Core Curriculum and Visual Aid books as you read below. **This first section takes a look at the major resources used in presenting the curriculum.**

<p>Scripted Lesson Plan</p>  <p><i>Found in the Core Curriculum books</i></p>	<p>There are three lessons of curriculum provided for each Bible Truth. Since much of the text is the same for all three lessons, only one lesson plan is needed. The different activities for each lesson are noted where they occur. The lesson plans are fully-scripted. This helps even the most inexperienced teacher to know what to say and do. They train your teachers in what to say and do, every step of the way. Notice the green squares with numbers found in the left side bar of the lesson plan. These are references to the visual aids the teacher can use with the children as she teaches.</p>
<p>Visual Aids</p>  <p><i>Resources found in the Deep Down Detectives Visual Aids books</i></p>	<p>Visual aids are very important in the Deep Down Detectives curriculum. They help the children learn, and keep them focused and interested. Visual aids also help even the newest teacher teach with greater ease. All of the visual aids are used with the Big Question Box/Briefcase and are revealed as the lesson progresses. They include the Big Question and Answer sign, the Unit Bible Truths sign, the Bible Truth sign, the Bible Verse sign, the Listening Assignments (used as the children listen to the Bible story), and the storyboard pictures used with the Bible story.</p>
<p>Big Question Box/Briefcase</p>  <p><i>Directions for making this are found in the back of the Deep Down Detectives Core Curriculum books</i></p>	<p>The Big Question Box/Briefcase is a simple box with a lid that you buy or make; or, you can use a briefcase with a combination lock (kids love this!). Inside the Big Question Box/Briefcase are the props for key teaching concepts (Big Question and Answer; Unit Bible Truths, the Bible Truth concept, the Bible verse and Bible story. While not absolutely necessary, the Big Question Box adds a lot of interest to the lesson.</p>
<p>Deep Down Detectives "Bible" Folder</p>  <p><i>Directions for making this are found in the back of the Deep Down Detectives Core Curriculum and Visual Aids books</i></p>	<p>The Deep Down Detectives "Bible" Folder is a large, homemade folder made from a 22" x 28" piece of poster board. Images for the front and back of this mock Bible can be glued in place. 8.5" x 11" front and back cover images are included in the Deep Down Detectives Visual Aids in the back. Larger versions of the front and back covers are found online for download with the resources for each unit.</p> <p>Inside this over-sized folder, the teacher places the Bible Verse, the Listening Assignment for the Bible story, the text to the Bible story and the storyboard pictures. The point of this Bible folder is for children to begin to grasp that the truths they are learning come from the Bible.</p>
<p>Simple Story Scenes, Storyboard & Storyboard Pictures</p>  <p><i>Directions for making these are found in the back of the Deep Down Detectives</i></p>	<p>Beautiful storyboard pictures have been created for you to put up on a feltboard to bring the story alive. (These figures are also used in the Bible Story Review Game.) The storyboard pictures are found in the Deep Down Detectives Visual Aids Book for each unit. See Core Curriculum Appendix E for preparation instructions.</p> <p>Simple Story Scenes are the easiest way to use the pictures. Each story is simply told with book-like illustrations and story text along the bottom.</p> <p>If you want a more traditional flannelgraph approach, choose the Storyboard Pictures. These are individual figures that let you build your own scene and allow kids to help put up the pictures. Fun, but they are more work. There are two, different sizes of storyboard pictures you can choose from. Small Format for the smaller class or home setting. Large Format, for a larger class.</p>

Learning More about Deep Down Detectives Curriculum, by Resource

Two, Colorful Ways to Present the Story: Story Scenes OR Storyboard (Flannelgraph) Pictures



Directions for making these are found in the back of the Deep Down Detectives Core Curriculum and in the Visual Aids books

Beautiful **pictures** have been created to help you bring the story alive.

The Deep Down Detectives Visual Aids and Story Scenes Book for each unit is the easiest way to access these pictures. Ten, colorful, 11" x 17" scenes with text on back can be held up as you tell the story. Each comes as two, 8.5" x 11" sheets which are taped together to create each 11" x 17" scene. Quick to prepare. Easy to use.

Or, you can use the **Storyboard Pictures**, which are individual, flannelgraph pieces that you put up on a felt storyboard as you tell the story. There are **two, different sizes of storyboard pictures** you can choose from. **The pictures in the Deep Down Detectives Small Format Visual Aids books fit on 24" x 36" to 36" x 48" storyboards.** Plenty for a smaller class or home setting. Or, for **larger classroom settings**, choose **The pictures in the Deep Down Detectives Visual Aids (Large Format Storyboard pictures) books work best on a storyboard that is AT LEAST 36" x 48".**

Those with less prep time or with less experience teaching may feel more at ease with the Storybook Scenes. The storyboard pictures do take time to cut out and laminate. You do need to take time to learn to tell the story with them. But, the children love watching the story unfold as you put up the storyboard pictures. And, they can take an active role in helping put them up, which is of great, educational benefit. We (CHBC) actually use both. We love to tell the story with the Story Scenes; then, we have the children review the story by reconstructing it with the Storyboard Pictures. They are like a big puzzle that kids love to put together. Either or both are all great options.

Deep Down Detectives Music



Songs for each unit found in the back of the Core Curriculum book

Lyrics and sheet music for the songs used with each unit are actually included within the Deep Down Detectives Core Curriculum books in Appendix A.

Deep Down Detectives Audio mp3's



Resources found online only with the resources for each unit

The audio music for each unit is **included in a zip file** found on the Praise Factory website with the resources for each Deep Down Detectives unit.

Download the zip file from the website to a desired location on your computer. Open the zip file by choosing the "extract" option (often shows up when you right click your mouse over the file.) Once they are extracted, you can access them.

You also can play the songs right off of the website from the Deep Down Detectives "Just Music" section.


Or, you can download the QR code sheet of songs used with each Bible Truth.

Learning More about Deep Down Detectives Curriculum, by Activity

This section describes the activities offered in the Deep Down Detectives curriculum, in order of use. Look at them in the Deep Down Detectives Core Curriculum and Visual Aids books as you read below.

<p>Intake Activities</p> 	<p>These are activities that help the children settle in their class and get ready for learning. They are open-ended so that any child can join in as they are checked into class. Younger children typically do a free time activity.</p> <p>Older children typically play a Bible Verse Memory Game or take part in the Sing-along Music Time. Adding the Music, Movement & Memory Activity to the singing can be especially enjoyable for these children.</p> <p>Both the Bible Verse Memory Game and the Music, Movement & Memory Activity are some of the games included in the Response Activities section of the lesson plan. There are three sets of these games suggested, enough for a new set of game for each of the three lessons included with each Bible Truth. Game directions are found in Appendix B of each Deep Down Detectives Core Curriculum book.</p>
<p>The Classroom Song</p> 	<p>Transitions between activities can be difficult, particularly for preschoolers. The Classroom Song is a simple song with four verses used at transition times to make transitions easy and fun.</p> <p>Verse 1: The Gathering Verse invites the children to gather together to worship God. Verse 2: The Go and Play Verse dismisses the children to play time. Verse 3: Time to Go & Tell Verse transitions the children to Closing Circle Time,. It is used not only to help them remember what they have learned in class , but also to go and tell others what they've learned Verse 4: What's Our Big News Verse asks the children to think about what they will go and tell others as they are dismissed.</p> <p>The lyrics to the Classroom Song are included in the lesson plan. Large format lyrics and sheet music are included in Appendix A of each Deep Down Detectives Core Curriculum book. An audio version of each verse is included in the unit music.</p>
<p>The Deep Down Detectives Theme Song</p> 	<p>Circle Time opens with the curriculum theme song. It reminds the children what their learning time is about. The lyrics to the Classroom Song are included in the lesson plan. Large format lyrics and sheet music are included in Appendix A of each Deep Down Detectives Core Curriculum book. The song audio included with the rest of the unit songs.</p>
<p>The Classroom Rules Song</p> 	<p>A major challenge and important goal with preschoolers is teaching them how to act in a more formal, group teaching setting. Remember this and do not let yourself become frustrated. Your work with the children now will make way for easier teaching as they get older. Reviewing simple and clear classroom rules, then praying for God's help with the children is a great way to start every session During the rest of the session, you may want to refer back to the rules, praising the children when they are keeping them well or reminding them of the rules when addressing problems.</p> <p>The Classroom Rules Song provides a simple, fun to sing/say chant of class rules. It helps remind children of the behavior expected of them in class.</p> <p>The lyrics to the Classroom Rules Song are included in the lesson plan. Large format lyrics and sheet music are included in Appendix A of each Deep Down Detectives Core Curriculum book. The audio for this song is included in the unit music.</p>

Prayers



Two prayers are used in each session: an **Opening Prayer** and an **Unit ACTS** prayer.

The Opening Prayer stays the same for every session of Deep Down Detectives. It is a prayer asking for God’s help to keep the class rules and to learn about Him.

The Opening Prayer can be introduced with the **“Let’s Pray!” Song/rhyme**.

The ACTS Prayer changes with each Bible Truth. It is called an ACTS prayer because it incorporates four elements of prayer: Adoration (praising God for who He is); Confession (asking forgiveness for our sins); Thanksgiving (thanking God for what He’s done, especially through Jesus); and, Supplication (asking God to do great things). It centers around the Bible Truth the children are learning. The ACTS prayer for each Bible Truth can be introduced by the **ACTS Prayer Song**, which helps familiarize the children with the four elements of prayer represented by A,C,T, and S.

The lyrics to “Let’s Pray” and the “ACTS Prayer Song” **are included in the lesson plan. Large format lyrics and sheet music are included in Appendix A of each Deep Down Detectives Core Curriculum book. The audio for these songs is in the unit music.**

The Big Question & Answer



The Big Question Box Song



The Big Question and Answer is introduced by the use of a 8½”x 11” two-sided **Big Question and Answer sign**. This sign is hidden in **The Big Question Box/Briefcase**, a simple box with a lid you can buy or make; or, a briefcase. (Suggestions for making or buying one included in the Core Curriculum books in Appendix E).

The children sing/say the **Big Question Box/Briefcase Song**, then the teacher or a designated child opens the box/briefcase and gives it to the teacher to hold up and read to the children. The teacher and children then sing the **Big Q & A Song**: the Big Question and Answer set to the tune of a familiar nursery rhyme.

The words to the Big Question Box Song **are included in the lesson plan. Large format lyrics and sheet music are included in Appendix A of each Deep Down Detectives Core Curriculum book. The audio for this song is included the unit music.**

Big Question Action Rhyme and Song



The meaning of the Big Question and Answer is explained by use of an action rhyme. The action rhyme includes actions that you can do as you say it. Use as few or as many of the actions as you deem appropriate for your children.

Or, you can sing the **Big Question Song**, which incorporates the same concepts into a song.

The lyrics to the Big Question Song **are included in the lesson plan. Large format lyrics and sheet music are included in Appendix A of each Deep Down Detectives Core Curriculum book. The audio for this song is in the unit music.**

Unit Bible Truths



Having learned the Big Question and Answer for the unit, now it’s time to introduce the Bible Truths about this Big Question that the children will be learning. The teacher holds up the **Unit Bible Truths sign** that show all the Bible Truths in the unit. (There are anywhere from two to eight truths in a unit). He tells the class that these are the truths they will be learning about the Big Question, one by one. This helps the children to group the truths together and review what they are as they progress through the unit.

The Bible Truth Clue Sign



Having shown the children all the Bible Truths, the teacher is now ready to focus in on the one of the Bible Truths. The teacher/designated child will take the **Bible Truth Clue sign out of the Big Question Box/Briefcase** and show it to the class. At first, he only shows them the words on the top of the sign (use one hand to cover up the answer along the sign's bottom). He reads the words along the top, emphasizing the word that is missing. The class listens to the clue hint and works together to come up with the missing word. The teacher reveals the answer, then reads the meaning of the Bible Truth off of the back of the sign (or from the lesson plan.) There are three lessons for each Bible Truth, allowing the children to learn and master the concept before moving onto the next one.

The Bible Chant



The kids prepare to hear teaching from the Bible by singing/saying **the Bible Chant Song**. This is a simple jingle that reminds the kids that the Bible is very special because it alone is God's Word.

The lyrics to the Bible Chant **are included in the lesson plan. Large format lyrics and sheet music are included in Appendix A of each Deep Down Detectives Core Curriculum book. The audio for this song is in the unit music.**

The Deep Down Detectives "Bible" Folder



After singing the Bible Chant song, the teacher/designated child pulls out the **Deep Down Detectives "Bible" Folder** from the **Big Question Box/Briefcase**. As explained previously, the point of this Bible folder is for children to begin to grasp that the truths they are learning come from the Bible. The Deep Down Detectives "Bible" Folder is a large, homemade folder made from a 22" x 28" piece of poster board. Images for the front and back of this mock Bible can be glued in place. Inside this over-sized folder, the teacher places **the Bible Verse, the Listening Assignment for the Bible story, the text to the Bible story and the storyboard pictures.**

The Bible Verse and Song



The first thing that the teachers pulls out of the "Bible" folder in the Bible verse. Only one Bible verse is taught with each Bible truth. This gives the children three lessons to really learn the verse and its meaning--not just hear it and forget it. The Bible verse is reinforced even more through **the Bible Verse Song**. This song is used as part of the regular teaching time in Circle Time, as well as in the **Music, Movement and Memory activities**, described next. These activities provide even more opportunities for learning the verse.

The lyrics to the Bible Verse Song **are included in the lesson plan. Large format lyrics and sheet music are included in Appendix A of each Deep Down Detectives Core Curriculum book. The audio for this song is in the unit music.**

The Bible Story and Resources



Only one Bible story is used in each Bible truth. Instead of tiring of hearing the same story for three lessons, the children are delighted to have a chance to master it.

Optional actions/questions are woven into the story text. Beautiful **storyboard pictures** have been created for you to put up on a feltboard to bring the story alive. (These figures are also used in the **Bible Story Review Game**.) The storyboard pictures are found in the **Deep Down Detectives Visual Aids books. Or, use Simple Story Scenes.**

Directions for making a homemade storyboard board and for making durable storyboard pictures are found in the Core Curriculum books.

While the same Bible story is used for all three lessons, there is a different "listening assignment" for each lesson. These are called **"Detective Dan's Listening Assignments."** (These listening assignments will probably be **too much for two year olds; can be useful in developing a three year olds listening skills; and, and are great for children older than this.**

Finish your story time by answering the listening assignment; sharing the gospel, and praying the ACTS (Adoration, Confession, Thanksgiving, Supplication) prayer; and, two response songs.

Story Response Songs



There is a hymn and a praise song that you may choose to close Opening Circle Time with. Each unit features a different pair of response songs, related to the unit Big Question and Answer. This gives the children many lessons to learn these songs. A short unit tie-in description is included with each song.

The words to these two songs **are included in the lesson plan. Large format lyrics and sheet music are included in Appendix A of each Deep Down Detectives Core Curriculum book. The audio for this song is in the unit music.**

Response Activities: Games and Crafts



After Opening Circle Time, the children can either enjoy free play (**see Core Curriculum Appendix D for suggestions**) or one of the many game or craft activities. The games and crafts are all created to help reinforce the truths the children have just learned in Circle Time. These are all created to help reinforce the truths the children have just learned in Circle Time.

There are **three, different games suggested for each lesson:** the Bible Verse Game, the Bible Story Game, and the Music, Movement & Memory Activity. And, there is a **simple coloring craft/take home sheet for each of the three lessons, as well as three extra crafts that can be used at any time.**

Because there are so many response activities, some teachers like to incorporate some of them as Intake Activities at the beginning of a session.

Let's look at each of these activities, starting on the next page.

**Response
Activities:
Games**



When Opening Circle Time ends, the children can either enjoy free play or one of the many game or craft activities. **The games are referenced in the lesson plans, but are listed in Appendix B at the back of each Deep Down Detectives Curriculum book. The crafts are referenced in the lesson plan, but instructions and any pages to be photocopied are found in Appendix C at the back of each Deep Down Detectives Curriculum book.**

Let's look at the games, then the crafts.

**The Bible Verse
Game**



The Bible Verse Game helps the children learn the Bible verse and think about what it means. **The Bible verse games are referenced in the curriculum, but listed in Appendix B in each Deep Down Detectives Core Curriculum book.**

**The Bible Story
Review Game**



The **Bible Story Review Game** helps the children think about what they learned in the story. It uses the **Storyboard Pictures** from the Bible story. **The Bible Story games are referenced in the curriculum, but listed in Appendix B in each Deep Down Detectives Core Curriculum book.**

**Music,
Movement &
Memory
Activity**



The Music, Movement & Memory Activities have the children do certain movement or use **simple homemade (or store bought) musical instruments**, as they sing songs or say the Bible verse. A **simple hymn** and **praise song** as well as the **Bible Verse Songs** and **Big Question Song** are suggested for use. A short blurb describing how each song ties in with the Bible Truth concept is given. **The Music, Movement & Memory Activities are referenced in the curriculum, but listed in Appendix B in each Deep Down Detectives Core Curriculum book.**

The lyrics and sheet music to these songs are included in the Core Curriculum books. The audio for these songs is found with each unit's music.

All three of these activities are part of a **collection of games that can be assembled ahead of time, then stored** for use throughout the curriculum on a rotation basis. This makes it easy to keep each lesson active and fun, but with less prep work. **A complete list of supplies need to make the games is included in later in this chapter and in Appendix B of each Core Curriculum book.**

**Response
Activities:
Crafts**

There are both coloring pages/take home sheets as well as a few extra crafts available with each Bible Truth. **The crafts are referenced in the lesson plan, but instructions and any pages to be photocopied are found in Appendix C at the back of each Deep Down Detectives Core Curriculum book.**






**Coloring Pages/
Take Home
Sheets**



A coloring page is provided for each of a Bible Truth's three lessons. On the back of each page are the key concepts, a few questions; an ACTS prayer; and, a song/s for parents to use with their children that act as a take home sheet. There is a different emphasis for each lesson's coloring sheet that corresponds with the listening assignment for the lesson:

- Lesson 1 Coloring Sheet Emphasis: The Bible Truth
- Lesson 2 Coloring Sheet Emphasis: The Bible Verse
- Lesson 3 Coloring Sheet Emphasis: The ACTS Prayer

While these are simple, coloring sheets, they can be easily turned into something more. Upgrade your coloring sheet to a more interesting craft by offering simple embellishments, such as jiggly eyes, craft sand, glitter, glitter glue, colored paper dots (made with a hole punch), fabric scraps, etc. Make cut-to-size glued-on clothes, hair, etc. for characters by using a copy of the coloring sheet, cutting out the selected portions and making them the patterns for whatever you want to cut out of fabric, paper, foil, etc.

<p>Response Activities: Crafts</p> <p>Extra Crafts</p> 	<p>With each Bible Truth, there are three extra crafts included for use at any time.</p> <p>These are a Go-and-Tell Craft; a Bible Story Coloring Picture and a Bible Story Puzzle (which is the Storyboard Picture Placement page from the story, which you can cut out into the appropriate number of puzzle pieces for your children, then re-assembled by them).</p> <p>Like the other crafts in the curriculum, these extra crafts are referenced in the lesson plan, but instructions and any pages to be photocopied are found in Appendix C at the back of each Deep Down Detectives Core Curriculum book.</p>
<p>Response Activities: Discussion Sheet</p> 	<p>The discussion sheet contains questions about the key concepts used in the Bible Truth. These can be used to spark good conversation as the children are coloring. They can also be used as part of the games and other activities to add even more depth.</p> <p>They are most appropriate for use with children ages 3 and up.</p>
<p>Take Home Resources</p> <p>Coloring Pages/ Take Home Sheets</p>  <p>Take Home Version of the Bible Story</p> 	<p>There is a different coloring page/take home sheet for each of the three lessons provided for every Bible Truth. Each take home sheet has a slightly different emphasis, but they all include the key concepts and a few questions. They also tell parents where they can find the full script to Bible story and other resources on the Praise Factory website (in the Parents' Resource section for the curriculum), if they want to use them at home with their children.</p> <p>The front side is the coloring page and the back side is the take home sheet. The coloring pages/take home sheets are referenced in the lesson plan, but the pages to be photocopied are found in Appendix C at the back of each Deep Down Detectives Core Curriculum book.</p> <p>There is also a take home version of the story that you can give out along with the take home sheets. This is also available online in the Deep Down Detectives parents' resources section.</p> <p>This version of the Bible story is referenced in the lesson plan, but is included in Appendix C at the back of each Deep Down Detectives Core Curriculum book. It is also available online in the Deep Down Detectives Parent Resource section, as parents are reminded on each take home sheet along the bottom.</p>
<p>Music Resources</p> <p>Lyrics and Sheet Music</p>  <p>audio mp3's of the songs</p>	<p>Lyrics and sheet music for the songs used with each Bible Truth are included within the Deep Down Detectives Core Curriculum books.</p> <p>Each lesson plan includes the lyrics to the core songs used with each Bible Truth. Large format lyrics and sheet music for the songs is included in Appendix A of each Core Curriculum book.</p> <p>Frequently, the lesson plan references extra songs. The lyrics and sheet music to these extra songs are only found in Appendix A with the other unit songs.</p> <p>The songs can be downloaded from the praisefactory.org website. There are 16 zip files of mp3s of songs, one for each of the 16 Deep Down Detectives units. Or, you can download the QR code sheets of links to the songs.</p>

Customizing the Curriculum: Know Yourself to Know What You Need

A good, curriculum custom-fit starts with thinking carefully about those involved. Here are six, key factors to consider. (The Children's Ministry Questionnaire will guide you through these issues in much greater depth.)



Your Children's Abilities

- + readers/pre-readers?
- + age groupings in the same class
- + attention span
- + exposure to the gospel?
- + etc.



Your Teachers' Agility

- + teaching experience
- + experience with children
- + classroom experience
- + their own spiritual maturity
- + etc.



Your Time Capacity

- + Thirty minutes or one hour?
- + Once a week/five days a week?
- + A camp session/a V.B.S
- + School year/a full year?
- + etc.



Your Teaching Locality

- + Home, church or school?
- + Urban, suburban or rural?
- + Storage space available?
- + Classroom size?
- + etc.



Your Ministry Priorities









- + Who gives you spiritual oversight?
- + What do they want you to teach?
- + Are they willing to look over the curriculum/help find and screen teachers?
- + etc.



Your Practicalities

- + What is your budget?
- + Who will prepare the curriculum?
- + How much time do they have?
- + Is there anyone willing/able to oversee the start up and implementation of a new curriculum?

Customizing the Curriculum: Build-Your-Own-Curriculum Sandwich

			<p>You've thought about who you are, what you need, what you can do, and what you can should do. Now it's time to customize your own curriculum version. We like to think of this process as similar to creating your favorite sandwich. Start with what you know has to be there, then add in extras until you get just what you want. You might be a "meat-only" sandwich, needing only the very basics of the curriculum. Or, you want "the works"--the whole curriculum, just as it is written. Many people use something in between. The important thing is to keep in mind the specifics of your teachers; your children; your time constraints; and, your ministry situation. Then build your own version of Deep Down Detectives that works best for you. Bon appetit!</p>
<p>1. Start with the Meat: Core Curriculum</p> 	<p>Resources:</p> <ul style="list-style-type: none"> • Big Question and Answer • Bible Truth • Bible Verse • Bible Story 	<p>These are the backbone of biblical truth for the curriculum. You really only have to have these. Everything else is extra!</p>	
<p>2. Choose Your Cheese: Response Activities</p> 	<p>Resources:</p> <ul style="list-style-type: none"> • Bible Memory Game • Bible Story Review Game • Music, Movement & Memory • Crafts 	<p>Response activities are second in importance only to the "meat." They are enjoyable, hands-on activities that help the children learn and retain the "meat" of biblical truths.</p>	
<p>3. Add the Lettuce: Intake Activities</p> 	<p>Resources:</p> <ul style="list-style-type: none"> • Free Play • Activity Centers • Unit Songs • Bible Memory Game 	<p>Intake Activities are a nice addition to your curriculum "sandwich", but you don't have to have them. They often help the children settle better in class and prepare them for learning.</p>	
<p>4. Throw on Extra Veggies: Zesty Extras</p> 	<p>Resources:</p> <ul style="list-style-type: none"> • Deep Down Detectives Song • Classroom Rules Chant • The Big Question Box Song • The Bible Song • Let's Pray Song • ACTS Prayer Song 	<p>These are few extras that add zest to the curriculum. The Classroom Rules Song is especially helpful for reminding the children of expected classroom behavior in a fun way.</p>	
<p>5. Spread on Condiments: Transitions</p> 	<p>Resources:</p> <ul style="list-style-type: none"> • The Classroom Song (4 verses) 	<p>Harnessing the transition points in your curriculum can make teaching much easier for your teachers and actually fun for your kids. The Deep Down Detectives curriculum uses music to structure and teach the children through every transition.</p>	
<p>6. Choose Your Bread: Curriculum Presentation Features</p> 	<p>Resources:</p> <ul style="list-style-type: none"> • Big Question Box/Briefcase • Storyboard Flannelgraph Pictures or Story Scenes 	<p>These are resources that are used to present the curriculum to the children. They help keep the children focus and make the learning more visual and interactive.</p>	
<p>7. Prepare It for Carry Out Take Home Resources</p> 	<p>Resources:</p> <ul style="list-style-type: none"> • Coloring Sheet/Take Home Sheet for each lesson • Take Home version of each story 	<p>Take home resources are a great way for parents to know what their children are learning and to provide them with a tool for further discussion.</p>	

Common Customizations: Age Groups

Having considered these questions, put this information to work to build your version of the curriculum.

Here are some ways we have customized the curriculum or seen it customized by others:

CUSTOMIZE BY: Age Group	
2 year olds	<p>GENERAL OBSERVATIONS: You are doing well just to get these children to begin to sit as a group. Build up to this, as they get adjusted to a classroom setting. Set your expectations LOW! Helping the children learn how to be a group prepares them for learning more later and even more being able to join in the church service better. This, by itself, is a job well-done.</p> <p>NUMBER OF LESSONS OF A BIBLE TRUTH USED: All three lessons for sure! Repetition is great for these kids! But, if you go at this rate, you will not get very far through the 69 Bible Truths in a year. Consider using Hide 'n' Seek Kids instead.</p> <p>SUGGESTIONS FOR HOW TO USE THE CURRICULUM:</p> <p>Opening Activity Time:</p> <ul style="list-style-type: none"> • Free play time as they come to class • You can have unit music playing in the background • Use the Classroom Songs to begin to teach them about transitions <p>Opening Circle Time:</p> <ul style="list-style-type: none"> • Use the Big Question Box/Briefcase • Teach them the Big Question • Sing the Big Question Song (short, nursery rhyme version) • Teach them the Bible Truth • Tell them the Bible Verse (maybe sing the song) • Tell the Bible story, using the storyboard • Do not expect these children to be able to do the listening assignment. • End with the ACTS prayer or an even shorter prayer, if attention is lagging. <p>Response Activity Time:</p> <ul style="list-style-type: none"> • Dismiss to free play time. • You can have unit music playing in the background. • Offer the coloring sheet/take home sheet craft after they have played for a while. • You MIGHT be able to weave a few of the discussion questions into your conversations with the children as they play or do their coloring sheet... but don't count on it. It's just fine if they don't! They are only two years old! <p>Closing Circle Time:</p> <ul style="list-style-type: none"> • Use the Classroom Songs to gather them back together. • Ask them the Big Question and Answer, tell them the Bible Truth, and sing the short Big Question Song again. • End with the ACTS prayer or an even shorter prayer, if attention is lagging. <p>Dismissal:</p> <ul style="list-style-type: none"> • Give out the take home version of the Bible Story, the day you start a new Bible Truth. • Give out coloring sheet/take home sheet for the lesson.

Common Customizations: Age Groups

CUSTOMIZE BY: Age Group	
3 year olds	<p>GENERAL OBSERVATIONS: This age group can enjoy much of this curriculum.</p> <p>NUMBER OF LESSONS OF A BIBLE TRUTH USED: All three lessons for sure! Repetition is great for these kids! But, if you go at this rate, you will not get very far through the 69 Bible Truths in a year. Consider using Hide 'n' Seek Kids instead.</p> <p>HOW TO USE THE CURRICULUM: As written, except... the listening questions will be a new concept to this children of this age. This is the new skill you will be working on to give the children. It may take a while to get them used to holding on to a question or two as they listen. You might even want to remind them of the questions as you read the story. (This is another way we help these children prepare to gather with the congregation and be ready to learn from a sermon. And, be careful not to overwhelm them with too many discussion questions. Choose a few and repeat them when playing the games. Add in more as they master the answers to your initial ones.</p>
4-5 year olds OR 2-5 year olds as one class	<p>GENERAL OBSERVATIONS: 4-5 year olds: The concepts of the curriculum were especially created with this age group in mind.</p> <p>2-5 year olds as one class: You are combining children with fairly different developmental abilities. While one teacher is teaching, the other teacher may need to be quietly tending to the 2 year olds as their attention span fades.</p> <p>NUMBER OF LESSONS OF A BIBLE TRUTH USED: These children will do best with 2-3 lessons of the three included with each Bible Truth. We do two concepts per month of Sundays. That 2 lessons from Bible Truth, then 2 lessons from the next Bible Truth. Or, in months with five Sundays, you would choose to do 2 lessons from one Bible Truth and 3 lessons from the next. You will complete the curriculum in about 2 1/2 years at this rate.</p> <p>HOW TO USE THE CURRICULUM: As written. You can introduce the longer, full Big Question Songs, not just the short nursery songs with children.</p> <p>And, for those who have combined 2-5 year olds, having the children do the suggested actions that go with the full, Big Question Songs can be a great chance for the little 2-year-olds to get some wiggles out.</p>

Common Customizations: Age Groups

CUSTOMIZE BY: Age Group

pre-K & K

GENERAL OBSERVATIONS:

The concepts of the curriculum were especially created with this age group in mind.

NUMBER OF LESSONS OF A BIBLE TRUTH USED:

These children will do best with 2 lessons of the three included with each Bible Truth. We do two concepts per month of Sundays. That 2 lessons from Bible Truth, then 2 lessons from the next Bible Truth. Or, in months with five Sundays, you would choose to do 2 lessons from one Bible Truth and 3 lessons from the next. **You will complete the curriculum in about 2 1/2 years at this rate.**

HOW TO USE THE CURRICULUM:

As written. You can introduce the longer, full Big Question Songs, not just the short nursery songs with children.

K-2nd grade

GENERAL OBSERVATIONS:

The concepts of the curriculum can still very good for this age group, but you are bumping up against its outer limits. I would move on to Praise Factory Investigators, if I was using Deep Down Detectives with the preschoolers. However, if this curriculum is being introduced with this age group, it will be great for them.

NUMBER OF LESSONS OF A BIBLE TRUTH USED:

These older children will do best with 1 to 2 lessons of the three included with each Bible Truth. You will probably bore them if you repeat beyond this point.

HOW TO USE THE CURRICULUM:

Definitely introduce the longer, full Big Question Songs, not just the short nursery songs with this group.

I would either do:

two, full lessons per Bible Truth;

OR,

I would do one full lesson per Bible Truth, then use the Opening Activity time of the next session to review the previous session's concepts by playing the Bible Story game/ Bible Verse Review Game/singing the songs). I would then introduce the next Bible Truth concepts in Opening Circle Time.

Common Customizations: Teaching Situations

CUSTOMIZE BY: Teaching Situation	How to Structure the Curriculum
<p>Single Session One, 60-90 minute session on a lesson, in one day, once a week examples: Sunday School, Church Hour, Mid-week programs</p>	<p>As written. If you do not really have 60 minutes of actual teaching time, you will need to choose what not to use. Choose what you think is most important to have in your session, then continue to add in elements until you have filled up your time budget.</p>
<p>Double Session Two 60-90 minute sessions, on the same lesson, in one day, once a week examples: Sunday School PLUS Church Hour OR, Sunday Morning PLUS Sunday Evening OR, Sunday Morning PLUS Wednesday Evening</p>	<p><i>(This is how we use the curriculum here at CHBC)</i></p> <p>First session of the Double:</p> <ul style="list-style-type: none"> • Use Opening Activity • Opening Circle Time • And choose an activity • Fill in extra time with free play activities <p>snack and potty break</p> <p>Second session of the Double:</p> <ul style="list-style-type: none"> • Review Opening Circle Time • Choose another activity • Fill in extra time with free play activities
<p>Daycare/Schools Bible Class</p>	<p>Schools vary in how many days they teach Bible. Some will have a daily Bible class. Others, will have it only certain days.</p> <p>Here's a suggestion for one Bible Truth a week, 5 days a week Bible class for preschoolers:</p> <p>Typically, each session you will be:</p> <ul style="list-style-type: none"> • Reminding the children of the Big Question and Bible verse; • Telling them the Bible story (or asking them questions to review it); • Singing the songs; and, • Following up with a response activity. <p>There are three lessons in each Bible Truth, with a listening assignment for each lesson. each with a coloring page, and three games; plus, three extra crafts.</p> <ul style="list-style-type: none"> • That makes 12 activities, plus the three extra crafts. Plenty for a week of Bible classes for little preschoolers. • You could read the story on Monday, Wednesday and Friday, using a different listening activity each time. Use the coloring sheet corresponds to the listening activity on those days. • Then, the other two days of the week, use the games to review what they have learned. <p>With 16 units of 67 Bible truths, this gives you about two academic years of curriculum.</p>
<p>Camps, VBS and Short-term Missions Trips</p>	<p>Since camps, VBS and mission trips usually involve both preschoolers and elementary school children, you will do best use two or three of the Praise Factory family of curriculum to meet everyone's needs. At the end of this introduction section, we provide suggested schedules for these ministry situations. We also have included how the Bible Truths across all three curriculums line up so you can coordinate the truths you are teaching across all of the age groups/curriculums.</p>

Maiden Voyage: Testing Out the Curriculum

Making a Test Run

At last it's time to try out the curriculum on your kids. As mentioned before, our favorite way to try out a new curriculum is with a smaller group of children (of the more-likely-to-be-well-behaved variety), when there is an opportunity to do so. This gives the curriculum its best test-run. Ideally, you want to give any curriculum a few sessions trial period. New curriculum is new curriculum. Teachers will be getting used to it as will the kids.

You may choose to dive in the deep end and introduce the whole curriculum to the children at once. As you introduce the curriculum to your children, also remember that everything will be new to them at first. New ideas and structures use up a lot more attention and energy than when they are familiar and routine...and it takes time for them to become routine. Be patient! Expect this!

Or, you may take the gradual approach, deciding on lesson elements to introduce gradually, then adding more in as you go. Think about the routine the children are used to in your classroom already. What works? What doesn't work? Slot Deep Down Detectives resources into the parts of your current framework that work best with your children, then gradually build from there.

For example, you might want to start with just the Bible story and Bible verse the first lesson, adding other elements the second lesson, and so on. Also, realize that the children will be doing a lot more watching and a lot less direct participation at first as they are learning the routine.

Give yourself and the children a few lessons to settle into the routine before deciding what is the right amount of activities to include each week. As the children get used to the lesson routine, you will find the children have more attention and energy to devote to the learning activities.

Evaluate and Adjust It

As you test-run the curriculum, you will probably want to evaluate and make changes. Reflect on how the teaching session goes, after each of your test runs and make any necessary changes. As you get closer to a good fit, add in more conditions like the typical classroom--such as your crazier kids, etc.. See how the curriculum works with these new elements. Make more changes until you feel good about your fit.

The Real Launch: Implementing the Curriculum in Your Situation

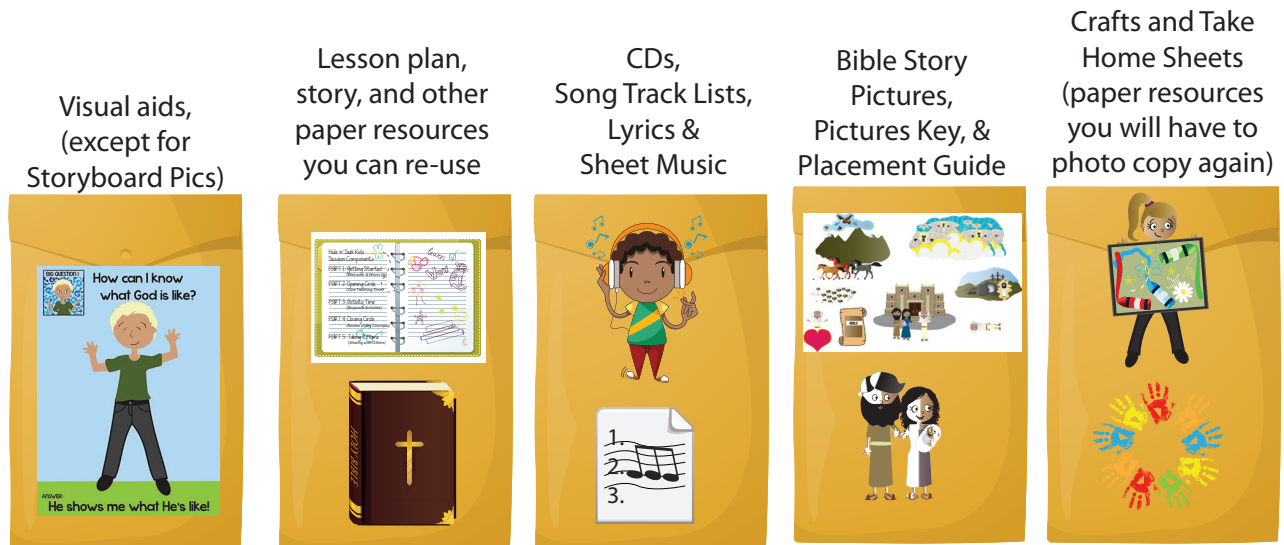
<p>Sign Post It</p>	<p>Once you have figured out what works best for your children and those teaching the curriculum, put sign posts in place in the classroom. If you found that certain activities work better in a certain part of the room (such as games or craft time), put up a sign on the wall near that area indicating that. Or, put down a rug where you want to have Circle Time.</p>
<p>Choose and Train Your Load-Bearers</p>	<p>If the curriculum follows a set time schedule, display the schedule on the wall in large print so a teacher can with just a glance know what he/she should be doing.</p> <p>Signpost where you store your curriculum resources (games, curriculum, music, craft supplies, etc), too, so that even the newest teacher can easily find what he/she needs.</p> <p>Once you feel that you have adjusted the curriculum to a good fit for teacher and children, begin to train others in how to teach it, too. Ideally, this starts as a mentoring experience between you and another teacher (preferably two). You are looking for people who are willing to learn the curriculum inside-out until they can teach it well themselves and can later train others in it, too. I call these teachers, "load-bearers," because they will share the weight of implementing the new curriculum.</p> <p>First, have your load-bearers come observe you as you teach the curriculum. Have them read the introductory materials and the curriculum lesson plan before they observe. After class, de-brief with them about the session. Have them continue to come for a number of session, gradually handing over the teaching responsibilities until they are comfortable and confident.</p>
<p>Bring the Parents Up to Speed</p>	<p>Make sure to include parents in your launch! Communicate with them about the change in curriculum that is happening. Hold a meeting. Send out an email. Hand out the Deep Down Detectives flyer (pgs. 7-8, Core Curriculum books). Ask them to parents. Invite their feedback. Make them your partners, after all, it is them and their kids you hope to help.</p>
<p>Add Others</p>	<p>With your load-bearers in place and confident in the curriculum, you can now begin to look for more potential teachers to be trained. The load-bearers will then follow the same steps as you took with them: having them observe, then gradually take teaching responsibilities, de-briefing after each session. Continue until they are confident.</p>
<p>Want to See More?</p>	<p>Three times a year (the third Saturday/Sunday of March, May and September), we hold a free lunch, learn-and-look workshop and observation time here at Capitol Hill Baptist Church in Washington, D.C.</p> <p>On Saturday, we gather for lunch and talk philosophy; child protection policy; encouraging parents; recruiting teachers; dealing with discipline issues; etc; and, of course, curriculum. After finishing up our group session, we are happy to talk to individual churches about their particular situations.</p> <p>Then on Sunday, we offer an opportunity to see Deep Down Detectives and the other Praise Factory curriculum in action in our classes. This can be a great way to help others understand and get excited about the curriculum.</p> <p>The registration form for these workshops can be found on the Praise Factory website.</p>

Protect Your Investment: Tips on Storing the Curriculum for Future Use

This is a curriculum that keeps on giving year after year. Everything is re-used. If you do a good job storing the curriculum, it will serve your church well and at little cost for many years.

Here are two ideas to help you:

Idea #1: If you are teaching only a small group of children:




Then, store all of these resources together in a magazine file



Protect Your Investment: Tips on Storing the Curriculum for Future Use

Idea #2: If you are teaching a large group of children (like we do at CHBC), you may want to have a separate envelope for each resource type.

Copies of Unit Lesson Plan, and Story with Listening Assignments



CDs, Song Track Lists, Lyrics & Sheet Music



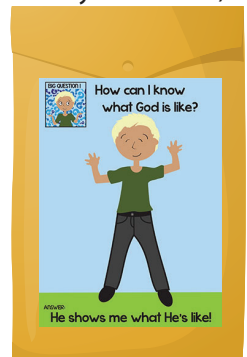
Bible Story Pictures, Pictures Key and Placement Guide



Discussion Sheet



Visual aids, (except for Bible Storyboard Pics)



Craft/Take Home Sheet 1



Craft/Take Home Sheet 2



Craft/Take Home Sheet 3



Extra Craft 1



Extra Craft 2



Extra Craft 3

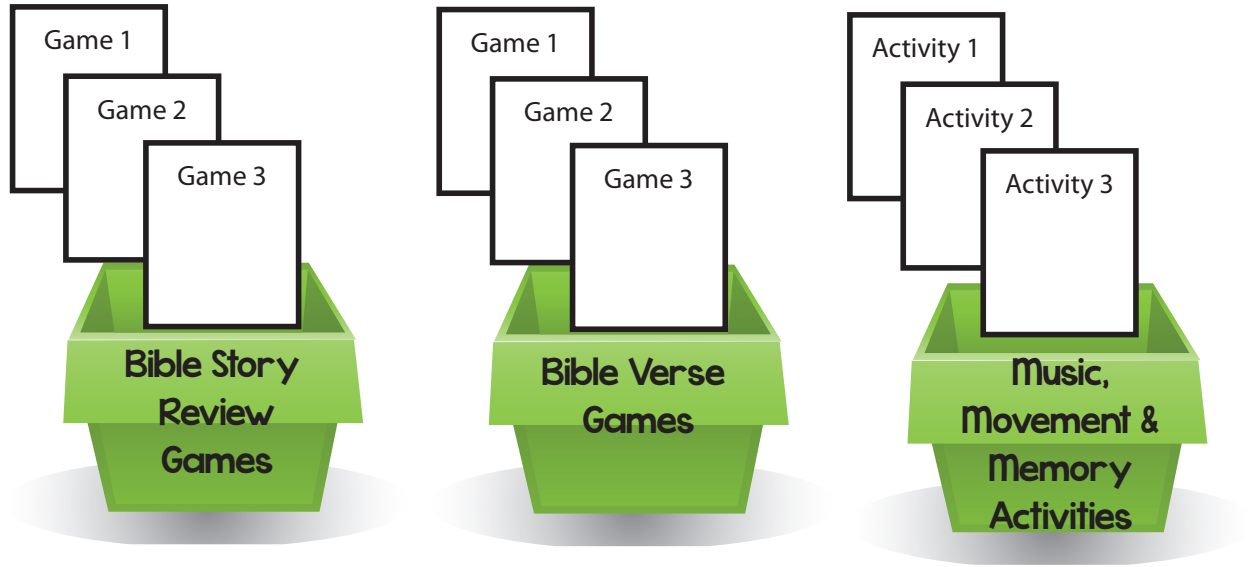


Then, store all of these resources together in a magazine file



Protect Your Investment: Tips on Storing the Curriculum for Future Use

Store your games in separate ziploc bags and put them in bins.:



Master Supplies List for All Deep Down Detectives Games

Deep Down Detectives uses many games. The good news is, they are simply made and they are re-used throughout the whole curriculum. Make sure you save the games you make and it will save you a lot of time later.

This is the full list of the games and the supplies needed in the Deep Down Detectives Curriculum. While you only need to make whatever games you choose to use with each lesson, **I strongly recommend that you make all the games before you start using the curriculum.** Get the prep work over with at the beginning and coast your way through years of enjoyment! Store them in ziploc bags or baskets and pull them out when needed. So simple!

THIS LIST IS ALSO INCLUDED IN APPENDIX B: GAMES

Bible Verse Games

Lily Pad Jump

- Cube-shaped cardboard box,
- paper,
- glue,
- marker

Animal Cube

- Cube-shaped cardboard box,
- paper,
- glue,
- marker

Simon Says How

- Cube-shaped Cardboard box
- Paper, glue, and a marker

Bean Bag Catch

- 1 bean bag per every 2 children (or every child)
- NOTE: Can also fill socks with beans and tie open end to make beanbags.

Slap, Clap and Stack

- 10 or 12 Blocks or other stackable objects

Freeze 'n' Say

- Music and CD/Tape player

Fill 'er Up

- 1 bean bag per child
- NOTE: Can also fill socks with beans and tie open end to make beanbags.
- Cardboard box or laundry basket
- Carpet squares, 1 per child

Loud and Soft, Big and Little

- none

Bible Verse Games

Roll 'n' Toss

- Cube-shaped Cardboard box
- Paper, glue, and a marker
- 1 bouncy ball per 2 children

Duck, Duck, Goose

- none

Deep Down Detective Mission Madness Practice

- Detective Gear, such as a trench coat, sunglasses, and a hat

Block Clapping

- 2 wooden blocks per child, preferably about 3"x 2", as found in many children's block sets

Meet, Greet, and Keep It Up

- 16 oz cups, 1 per child (with some extras)
- 2 pieces of rope as long as a line of children
- Masking tape

Master Supplies List for All Deep Down Detectives Games, continued

Music, Movement & Memory

Thumping Drums

- 1 Oatmeal container/coffee can with lid per drum
- Tape
- Popcorn, rice, beans, etc.
- Wooden spoons, dowels, unsharpened pencils, if desired, for mallets

Say, Spring Up and Shout

- Bean bags, one per child

Freeze Frame

- Some kind of fun hat or clothing for the leader to wear

Egg Shakers

- Empty Easter eggs
- Rice, beans, buttons, pennies, popcorn, beads, small nails or bolts, etc.
- Glue and glue gun OR strong packing tape

Jingle Bell Hands

- 1 6" piece of sturdy string
- 4 or 5 jingle bells, available in most craft shops

Sing, Dance, and Fall Down

- Optional: Bean bags, one per child

Big Voice, Little Voice

- none

Bottle Shakers

- 1 empty 16 oz. soda bottle per shaker
- Rice, beans, buttons, pennies, popcorn, beads, small nails or bolts, etc.
- Glue and glue gun OR strong packing tape

March 'n' Say

- Optional: A fun hat for the leader of the march, or for everyone in the march

Clap, Tap and Say

- none

Lullabies, Bells and Lions

- Bell

Music, Movement & Memory

Musical Squares

- Carpet Squares, enough for all of the children (or chairs)

Block Clappers

- 2 wooden blocks per child, preferably about 3"x 2", as found in many children's block sets

Master Supplies List for All Deep Down Detectives Games, continued

Story Review Games

Going Fishing

- One long wooden dowel, yardstick, etc. per fishing pole
- Yarn
- Paper clip per fishing pole
- Rope
- Two chairs
- Blanket
- Box/bucket/container
- Bucket

Pony Express

- Small manila envelopes, one per flannel graph figure
- Kid's small backpack or a tote bag with a strap
- Basket
- Cowboy hat
- Stick horse or a broom

Fix Up the Mix Up

- None

Can You Remember?

- Index cards

Deep Down Detectives Clue Hunt

- Variety of interesting items that have one or more places to hide a storyboard picture
- Detective Hat
- 4 False Clues (included on the next page)
- CD Player and Deep Down Detectives Theme Song

Clothespin Line Up and Drop

- Rope
- Clothespins, the hinged type
- Shoe box
- Tape

Who's in the Basket?

- Blanket
- Basket

Run to the Grocery Store

- Grocery bag or kid's grocery cart
- Empty food cartons

Story Review Games

Treasure Hunt

- 10 small lidded plastic containers or boxes (like from a jewelry store) or wooden, hinged boxes from a craft store
- Various decorating supplies, such as fake craft jewels, glitter, glitter glue, foil paper, gold spray paint
- glue

Take Me Through the Tunnel

- Chairs or Table
- Sheet or blanket
- Box

Missing in Action

- None

Who's Inside?

- 10 different containers with lids

Look Who's Coming Down the Tracks

- Two shoe boxes
- 6' or so of rope
- Optional: Engineer's hat

VBS, Camps and other Programs

Programs like camps, VBS and short-term missions Children's Ministry usually involve such a wide, age-range of children that it's best to use two or three curriculums, instead of just one, to meet everyone's learning level. This is easy to do with the Praise Factory family of curriculum, since you are using the same, sixteen Big Question Units in all three curriculums.

There are so many ways to do these programs. Here are the most common ones I've heard of:

- One, half day
- One, full day
- One evening
- Friday Night-Saturday
- Five, half days
- Five, full days
- Five evenings in a row
- Five one-day evenings (such as five Wednesday nights in a row)
- Two, five-day weeks in a row

Although these programs take place at many different times, they typically run one of three, standard lengths of time:

- 1 1/2 hour programs
- 2 1/2 hour programs
- 6 hour programs

Here are session suggestions for each of these three lengths of programs:

NOTE: I have put some place holder times in schedules. You change them to your actual times.

1 1/2 Hour Multi- Age Programs

1 1/2 Hour Program (for 2 year olds):

- 9:00 Free Play/Activity Centers
- 9:15 Opening Circle Time (Singing, Big Question, Bible Verse and Bible Story)
- 9:30 Free Play/Activity Centers
- 9:45 Activities: Game, Craft and/or Music
- 10:20 Closing Circle Time
- 10:30 Dismissal

1 1/2 Hour Program (for ages 3-5):

Hide 'n' Seek Kids or Deep Down Detectives Session, as written

1 1/2 Hour Program (for elementary age kids):

Praise Factory Investigators Session, as written

VBS, Camps and other Programs: 1 1/2 Hour Schedule

1 1/2 Hour Program (for 2 year olds): (Hide 'n' Seek Kids or Deep Down Detectives)

- (9:15 – Early Arriver Activity – a few puzzles or paper and crayons on a table)
- 9:30 – Activity Centers
- 9:40 – Clean Up Toys
- 9:45 – Opening Circle Time (Add actions to songs to make this time more active)
- 10:05 – Craft Time (Use one of the Extra Crafts)
- 10:15 – Play with Toys /Check Diapers/Potty Break
- 10:25 – Clean Up Toys
- 10:30 – Memory Verse Time: Music, Movement & Memory; Bible Verse Review Game
- 10:40 – Snack Time
- 10:50 – Closing Time/Take Home Sheet/Coloring Time (Ask them the Closing Time questions as they are coloring at the tables)
- 11:00 – Parents come

1 1/2 Hour Program (for 3-preK 5 year olds): (Hide 'n' Seek Kids or Deep Down Detectives)

- (9:15 – Early Arriver Activity – a few puzzles or paper and crayons on a table)
- 9:30 – Activity Centers
- 9:40 – Clean Up Toys
- 9:45 – Opening Circle Time (Add actions to songs to make this time more active)
- 10:05 – Craft Time (Use one of the Extra Crafts)
- 10:15 – Play with Toys /Check Diapers/Potty Break
- 10:25 – Clean Up Toys
- 10:30 – Memory Verse Time: Music, Movement & Memory; Bible Verse Review Game
- 10:40 – Snack Time
- 10:50 – Closing Time/Take Home Sheet/Coloring Time (Ask them the Closing Time questions as they are coloring at the tables)
- 11:00 – Parents come

1 1/2 Hour Program--elementary school (Praise Factory Investigators)

- 9:00 Opening Large Group Time: Welcome, Singing
- 9:15 Opening Large Group Time: Big Question, Bible Truth, Bible Verse and Bible Story
- 9:45 Small Group Activities (Discussion and Games/Music/Craft Activities) If desired, each small group can prepare their activity for Small Group Presentations in Closing Large Group.
- 10:15 Closing Large Group Time: Small Group Presentations and/or Singing
- 10:30 Dismissal

VBS, Camps and other Programs: 2 1/2 Hour Schedule

2 1/2 Hour Program (for 2 year olds): (Hide 'n' Seek Kids or Deep Down Detectives)

- (8:45 Early Arriver Activity – a few puzzles or paper and crayons on a table)
- 9:00 Activity Centers (first set)
- 9:10 Clean Up Toys
- 9:15 Opening Circle Time (Add actions to songs to make this time more active)
- 9:25 Activity Centers (first set)
- 9:35 Craft Time (Use one of the Extra Crafts)
- 9:45 Play with Toys /Check Diapers/Potty Break 2
- 9:55 Clean Up Toys
- 10:00 Snack Time
- 10:10 Memory Verse Time: Music, Movement & Memory; Bible Verse Review Game
- 10:20 Activity Centers (second set)
- 10:30 Clean Up Toys
- 10:45 Craft Time (one of the extra crafts)
- 10:55 Play with Toys /Check Diapers/Potty Break 2
- 11:00 Clean up Toys
- 11:05 Active Indoor/Outdoor Play
- 11:25 Closing Time Circle Time
- 11: 15 Coloring Time/Take Home Sheet
- 11:30 Parents come

2 1/2 Hour Program (for 3-preK 5 year olds): (Hide 'n' Seek Kids or Deep Down Detectives)

- (8:45 Early Arriver Activity – a few puzzles or paper and crayons on a table)
- 9:00 Activity Centers (first set)
- 9:15 Clean Up Toys
- 9:20 Opening Circle Time (Add actions to songs to make this time more active)
- 9:40 Craft Time (Use one of the Extra Crafts)
- 9:55 Activity Centers (first set)
- 10:10 Clean Up Toys
- 10:15 Potty Break/Wash Hands
- 10:25 Snack Time
- 10:35 Active Indoor/Outdoor Play OR Activity Centers (second set)
- 10:50 Clean Up Toys
- 10:55 Memory Verse Time: Music, Movement & Memory; Bible Verse Review Game
- 11:10 Closing Time Circle Time
- 11:20 Coloring Time/Take Home Sheet
- 11:30 Parents come

2 1/2 Hour Program--elementary school (Praise Factory Investigators)

- 9:00 Opening Large Group Time: Welcome, Singing
- 9:15 Opening Large Group Time: Big Question, Bible Truth, Bible Verse and Bible Story
- 9:45 Small Group Activity 1: Discussion and Craft Activity
- 10:15 Active Outdoor/Indoor Play
- 10:30 Snack (Story-related snack) ACTS and Discussion Time (related to activity they are about to do 10:45 Small Group Activity 2: (Prepare this one for presentation to the rest of the children during Closing Large Group Time, if desired)
- 11:15: Closing Large Group Time: Small Group Presentations and/or Singing
- 11:30 Dismissal

VBS, Camps and other Programs: 6 Hour Schedule

6 Hour (Full Day) Program (for 3-preK 5 year olds): (Hide 'n' Seek Kids or Deep Down Detectives)

Use one Bible Truth and Bible story for the whole day's session. Afternoon provides an opportunity for reinforcement.

Morning Schedule

- 8:45 Early Arriver Activity – a few puzzles or paper and crayons on a table)
- 9:00 Activity Centers (first set)
- 9:15 Clean Up Toys
- 9:20 Opening Circle Time (Add actions to songs to make this time more active)
- 9:50 Active Indoor/Outdoor Play (Playground or organized games)
- 10:30 Potty Break/Wash Hands/Snack Time
- 10:45 Music, Movement & Memory Game and Singing
- 11:00 Craft Time (Use one of the Extra Crafts)
- 11:30 Activity Centers (second set)
- 12:00 - 1:00 Lunch and Play Time/Rest Time

Afternoon Schedule

- 1:00 Bible Story Review & Bible Verse Review (repeat story and storyboard or use games to review)
- 1:20 Craft Time (Use one of the take home sheet coloring activities of the Extra Crafts)
- 1:40 Activity Centers (second set)
- 2:00 Snack and Potty Break
- 2:30 Closing Circle Time Review/Singing
- 2:40 Free play, games, possibility outdoors
- 3:00 Dismissal

6 Hour (Full Day) Program--elementary school (Praise Factory Investigators)

Use two stories from same Bible Truth: one in the morning, one in the afternoon.

- 8:45 Greet children and parents as they arrive
- 9:00 Small Group Time: Introduce Big Question, Bible Truth, Bible Verse, etc.
- 9:15 Large Group Singing and Bible Story
- 9:45 Small Group Activity 1: Bible Truth Game
- 10:15 Small Group Activity 2: Craft
- 10:45 Snack and ACTS Prayer Time
- 11:00 Outdoor Fun - Active Game 1
- 12:00 Lunch and Free Play Time

Afternoon Schedule

- 1:00 Large Group Singing and Second Story (Other Bible Story or Story of the Saints)
- 1:30 Small Group Activity 1: Presentation Activity (Choose a different activity for each small group to work on during this time. They will present it to the rest of the children at the end of the session, if desired.)
- 2:15 Snack Time
- 2:30 Closing Large Group Time: Small Group Presentations and/or Singing
- 3:00 Dismissal

VBS, Camps and other Programs: Choosing Curriculum

You've figured out how many sessions your program will run and how long each session will last. Next, you need to figure out which curriculum you want to use. We suggest using Hide 'n' Seek Kids and/or Deep Down Detectives with your pre-schoolers and Praise Factory Investigators for your elementary school kids.

Find a unit you want to become the theme of your VBS. Choose the Bible Truths you want to teach. The charts of the following pages should help you see how the Bible Truths match up in the three curriculums. You've got tons of resources within each concept to fill up your schedule.

Here's a reminder of what you have in each:

Each Hide 'n' Seek Kids unit has:

- There is just one Bible Story and one Bible verse per unit.
 - There are 5 lessons of curriculum in each unit.
 - There is tons of music.
 - The activities in each of the 5 lessons include:
 - 1 Bible Story Review Game
 - 1 Bible Verse Game
 - 1 Music, Movement & Memory Activity (especially good for Bible Memory)
 - 1 Coloring Sheet/Take Home Sheet
- There are also 3 extra crafts
-

Each Deep Down Detective unit has:

- There are multiple Bible truths within each unit.
 - There are three lessons of curriculum, per Bible Truth, within each unit.
 - There is one Bible story for each Bible Truth.
 - There are 3 lessons of curriculum for each Bible Truth.
 - There is tons of music
 - The activities in each of the 3 lessons include:
 - 1 Bible Story Review Game
 - 1 Bible Verse Game
 - 1 Music, Movement & Memory Activity (especially good for Bible Memory)
 - 1 Coloring Sheet/Take Home Sheet
- There are also 3 extra crafts
-

Each Praise Factory Investigators unit has:

- Multiple Bible truths within it.
- There are three lessons of curriculum, per Bible Truth
- There are 3 stories for each Bible Truth: 1 Old Testament, 1 New Testament, and one Church History/missions.
- There are 3 lessons of curriculum for each Bible Truth--one for each of the three stories.
- There is tons of music.
- Each of the 3 lessons includes:
 - 1 Bible Story Review Game with Discussion Questions
 - 1 Bible Verse Game with Discussion Questions
 - 1 Bible Truth Game with Discussion Questions
 - 1 Craft with Discussion Questions
 - 1 Bible Verse Game with Discussion Questions
 - 1 Bible Verse Song with Discussion Questions, Sign Language and Song Game
 - 1 Hymn with Discussion Questions, Sign Language and Song Game
 - 1 Story-related Snack
 - 1 Take home sheet with the key concepts, the story and some discussion questions

Bible Truths that Match Up Across the Curriculums		
Hide 'n' Seek Kids	Deep Down Detectives	Praise Factory Investigators
Unit 1: The God Who Reveals Himself Q: How Can I Know What God Is Like? A: He Shows Me What He's Like!	1. By the Heart He Gave Me to Know and Love Him	1. God Made Our Hearts to Know and Love Him
	2. In Everything I See All Around Me	2. God's Creations Tell Us about Him
	<i>included in DDD Unit 1 Bible Truth 3, below</i>	3. God Spoke to His People through Prophets Long Ago
	3. In the Bible, the Perfect Word of God	4. God Speaks through His Word, the Bible
Unit 2: God's Wonderful Word, the Bible Q: What's So Special about the Bible? A: It Alone Is God's Word!	4. Through His Very Own Son, Jesus Christ	5. God Reveals Himself Most Completely through His Son, Jesus
	1. God Made Sure It Was Written Down Just Right	1. God Inspired Many People to Write Down His Word Perfectly
	2. It Tells Us about God and His Plans	2. God's Word Tells God's Way and Plans for His People, Past, Present and Future
	3. God Uses It to Save His People	3. God Uses His Word to Save His People
Unit 3: The Good News of God, the Gospel Q: What Is the Gospel? A: Salvation through Faith in Jesus Christ!	4. God Uses It to Change His People	4. God Uses His Word to Change His People
	1. God Made Us and We Should Obey Him	1. God Is the Good Creator and King of the World
	2. We Have All Disobeyed God and Deserve His Punishment	2. All Have Rejected God and Deserve His Eternal Punishment
	3. God Sent Jesus to Pay for God's People's Sins	3. God Sent Jesus to Bear the Punishment for Sin
Unit 4: The God Like None Other Q: Can Anybody Tell Me What the LORD Is Like? A: He's Not Like Anyone Else!	4. God Saves All Who Repent of Their Sins and Trust in Jesus as Their Savior	4. God Saves Those Who Repent and Trust in Jesus
	1. He Is a Glorious Spirit	1. The LORD is a Glorious Spirit
	2. He Is the One, True God	2. The LORD is the Only True God
	3. He Is God the Father, Son and Holy Spirit: One God, But Three Persons	3. The LORD Is God the Father, Son and Holy Spirit: One God, But Three Persons
	4. He Is Everywhere, All the Time	4. The LORD Is Everywhere, All the Time
	5. He Knows Everything There Is to Know	5. The LORD Knows Everything There Is to Know
	6. He Is Perfectly Holy, Purely Good	6. The LORD is Holy
	7. He Can Do Anything He Wants to Do	7. The LORD is Omnipotent
	8. He Is Always Faithful, Through and Through	8. The LORD is Faithful
<i>included in DDD Unit 4 Bible Truth 2, above</i>	9. The LORD's Names Tell Us About Him	
Unit 5: God, the Good Creator Q: Can You Tell Me What God Made? A: God Made All Things Good!	1. He Made Everything Good in Heaven and Earth	1. God Created All Things Good in the Beginning
	2. God Made People in a Special Way	2. God Created People Good in the Beginning
	<i>included in DDD Unit 5 Bible Truth 1, above</i>	3. God Created the World to Praise and Glorify Him
	<i>included in DDD Unit 5 Bible Truth 1, above</i>	4. God's Plans For His Creation Are Good and Unfailing
Unit 6: God, the Just and Merciful Q: How Did Bad Things Come into God's Good World? A: Bad Things Came Through Sin!	1. When Adam and Eve Chose to Disobey God	1. Angels and People Rebelled against God in the Beginning
	<i>included in DDD Unit 6 Bible Truth 1, above</i>	2. God Treated the First Sinners with Justice and Mercy
	2. When It Spread to the Whole World	3. All People Are Born Sinful, All People Need God's Mercy
Unit 7: The Law-Giving God Q: What Are God's Laws Like? A: God's Laws Are Perfect!	1. They are Written in the Bible, God's Word	1. God's Laws Are Written in the Bible
	<i>included in DDD Unit 7 Bible Truth 2, below</i>	2. God Created Us Perfect Law Keepers, But We Are All Lawbreakers
	<i>included in DDD Unit 7 Bible Truth 2, below</i>	3. God Gave Us His Laws to Convict Us of Our Sin that We Might Be Saved
	2. They Show Us that We Need God to Save Us	4. Jesus Kept God's Law Perfectly to Save God's People by His Grace
	3. They Tell Us How to Love God and Others	5. The Heart of God's Law is Love

Bible Truths that Match Up Across the Curriculums		
Hide 'n' Seek Kids	Deep Down Detectives	Praise Factory Investigators
Unit 8: The God Who Loves Q: What Is God's Love for His People Like? A: It's More than They Could Ever Deserve!	<i>included in DDD Unit 8, Bible Truth 1, below</i>	1. God Blesses All People with Many Good Gifts
	<i>included in DDD Unit 8, Bible Truth 4, below</i>	2. God Loved His People Before They Loved Him
	1. He Gave His Son, Jesus, to Save Them	3. God Showed the Depths of His Love by Giving His Son to Save His People
	2. He Always Takes Care of Them	4. God Loves His People by Caring for Their Needs
	3. He Uses Their Sadnesses for Good	5. God Uses Everything in His People's Lives for Their Good and His Glory
	4. He Will Never Stop Loving His People	6. God Will Never Stop Loving His People
Unit 9: Jesus Christ, Immanuel, God with Us Q: What Did Jesus Come to Do? A: Jesus Came to Bring Us to God!	1. He Left His Home in Heaven to Save Us	1. Jesus, the Servant King
	2. He Never, Ever Disobeyed God	2. Jesus, the Obedient Son
	3. He Taught about God and Did Amazing Things	3. Jesus, the Amazing Teacher
	<i>included in DDD Unit Bible Truth 3, above</i>	4. Jesus, the Ruler of All Creation
	<i>included in DDD Unit 9, Bible Truth 5, above</i>	5. Jesus, the Lord over Life and Death
	<i>included in DDD Unit 9, Bible Truth 4, below</i>	6. Jesus, the Forgiver of Sins
	<i>included in DDD Unit 9, Bible Truth 2, above</i>	7. Jesus, the Christ, the Son of the Living God
	<i>included in DDD Unit 9, Bible Truth 1</i>	8. Jesus, the Glory of God
	4. He Died on the Cross for God's People's Sins	9. Jesus, the Ransom for Sinners
	5. He Rose from the Dead	10. Jesus, the Conqueror of Death
	<i>included in DDD Unit 9, Bible Truth 5, above</i>	11. Jesus, the Firstborn of the Resurrection
	6. He Went Up to Rule in Heaven	12. Jesus, the Reigning Son in Heaven
Unit 10: The Holy Spirit: The Indwelling God Q: What Does the Holy Spirit Do in God's People? A: He Changes Their Hearts!	1. The Holy Spirit Lives in God's People	1. The Holy Spirit Lives in God's People
	2. The Holy Spirit Gives God's People Courage	2. The Holy Spirit Gives God's People Courage
	3. The Holy Spirit Gives God's People Wisdom	3. The Holy Spirit Gives God's People Wisdom
	4. The Holy Spirit Builds God's Church	4. The Holy Spirit Builds God's Church
Unit 11: The God Who Saves Q: How Can We Be Saved? A: It Is God's Free Gift!	1. When We Tell God Our Sins and Turn Away from Them	1. God Saves Sinners Who Confess Their Sins
	<i>included in DDD Unit 11, Bible Truth 2, below</i>	2. Jesus Is the Only Way to Be Saved
	2. When We Trust in Jesus As Our Own Savior	3. We Must Trust in Jesus as Our Savior
3. When the Holy Spirit Works in Our Hearts	4. The Holy Spirit Changes Our Hearts so We Can Be Saved	
Unit 12: God's People Live for Him Q: How Should God's People Live? A: They Should Live Like Jesus!	1. By Asking God for His Help	1. God's People Grow to Be More Like Jesus
	2. By Loving Him Most of All	2. God's People Love Him with All of Themselves
	3. By Loving Other People As God Has Loved Them	3. God's People Love Others
	4. By Trusting God and Being Happy With What He Wants	4. God's People Trust Him
	<i>included in DDD Unit 12 Bible Truth 8, below</i>	5. God's People Are Good Stewards of His Gifts
	<i>included in DDD Unit 12 Bible Truth 5, below</i>	6. God's People Obey Him
	<i>included in DDD Unit 12 Bible Truth 5, below</i>	7. God's People Do Good Works God Has Prepared for Them
	5. By Learning God's Word and Obeying It	8. God's People Read His Word, the Bible
	<i>included in DDD Unit 12 Bible Truth 2, above</i>	9. God's People Think about Him
	6. By Saying "No" to Disobeying God	10. God's People Say "No" to Temptation
	7. By Telling the Good News of Jesus	11. God's People Tell Others about Him
	<i>included in DDD Unit 12 Bible Truth 4, above</i>	12. God's People Suffer According to His Plan
	<i>included in DDD Unit 12 Bible Truth 4, above</i>	13. God's People Know Heaven Is Their Home
	8. By Making Much of God	14. God's People Delight in His Glory

Bible Truths that Match Up Across the Curriculums		
Hide 'n' Seek Kids	Deep Down Detectives	Praise Factory Investigators
Unit 13: The Sustaining God Q: Why Do God's People Keep Believing in Him? A: It Is God's Sustaining Grace!	1. God, Alone, Sustains God's People	1. God, Alone, Sustains God's People
	2. God the Father Promises to Help His People	2. God the Father Promises to Help His People
	3. Jesus Provides God's People with Everything They Need	3. Jesus Provides God's People with Everything They Need
	4. The Holy Spirit Works in God's People	4. The Holy Spirit Works in God's People
	5. The Word of God Feeds God's People	5. The Word of God Feeds God's People
	6. God Uses His People to Strengthen and Comfort Each Other	6. God Uses His People to Strengthen and Comfort Each Other
Unit 14: The God Who Delights in Our Prayers Q: How Does God Want Us to Pray? A: Every Night and Day!	1. God Wants Us to Praise Him	1. God Delights in Our Adoration of Him
	2. God Wants Us to Confess Our Sins	2. God Delights in Our Humble Confession of Sin
	3. God Wants Us to Thank Him	3. God Delights in Our Thanksgiving to Him
	4. God Wants Us to Ask Him to Do Great Things	4. God Delights in Our Supplications to Him
	<i>included in DDD Unit 14 Bible Truth 4, above</i>	5. God Always Answers Prayers
	<i>included in DDD Unit 14 Bible Truth 4, above</i>	6. Jesus Is Why God Answers God's People's Prayers
Unit 15: God's People Gather Together Q: Why Do God's People Go to Church? A: To Worship God and Love One Another!	1. By Praising God for Jesus' Win over Death	1. God's People Gather Together for a Special, Weekly Worship Day
	<i>included in DDD Unit 15 Bible Truth 2, below</i>	2. God's People Are Led by Godly Leaders
	2. By Learning from God's Word, the Bible	3. God's People Gather to Hear God's Word
	<i>included in DDD Unit 15 Bible Truth 3, below</i>	4. God's People Are Called the Body of Christ
	3. By Caring for Each Other's Needs	5. God's People Love One Another with a Covenant Love
	<i>included in DDD Unit 15 Bible Truth 3, above</i>	6. God's People Gather to Give
	4. By Telling What God Has Done and Praying	7. God's People Gather for Fellowship
	<i>included in DDD Unit 15 Bible Truth 4, above</i>	8. God's People Invite Others to Gather with Them
	<i>included in DDD Unit 15 Bible Truth 4, above</i>	9. God's People Gather to Pray
	5. By Baptizing People Who Trust in and Live for Jesus	10. God's People Proclaim Their New Life in Christ through Baptism
6. By Remembering Jesus Died to Save Them	11. God's People Celebrate Christ's Redeeming Sacrifice for Them	
Unit 16: Jesus, the Returning King Q: What Will Happen When Jesus Comes Back? A: God Will Make Everything New!	1. Jesus Will Judge All People Fairly	1. King Jesus Will Return to End the World
	<i>included in DDD Unit 16 Bible Truth 1, above</i>	2. King Jesus Will Return When God's Work on Earth is Done
	<i>included in DDD Unit 16 Bible Truth 1, above</i>	3. When King Jesus Returns, God's People Will Be Made Like Him
	<i>included in DDD Unit 16 Bible Truth 1, above</i>	4. King Jesus Will Return to Bring the Wicked to Just and Final Punishment
	<i>included in DDD Unit 16 Bible Truth 1, above</i>	5. King Jesus Will Return to Judge God's People, Too
	<i>included in DDD Unit 16 Bible Truth 2, below</i>	6. King Jesus Will Be United with His Bride, God's People, Forever
	2. God's People Will Live Happily with God Forever	7. King Jesus Will Reign Forever

DEEP DOWN DETECTIVES

**Curriculum Resources
for Unit 3, Bible Truth 1:**



**What Is the Gospel?
It's Salvation through Faith
in Jesus Christ...
God Made Us and
We Should Obey Him!**

Session Prep (especially good for newbies!)

Pray!



Pray for the Holy Spirit to be at work in your and the children's hearts.

Review



If new to the curriculum, look at the **Getting Started with Deep Down Detectives section of the Core Curriculum book**. (p.5) It will be especially helpful to read through the Deep Down Detectives section of **The Praise Factory Tour: Extended Version Book**. This is a visual way to understand what goes on in the classroom. (A pdf of the book is found in the samples section on the website.)

Look through and Learn the Lesson



Read over **lesson plan**. Practice any **songs or action rhymes** you are using. Choose/make up motions to go with these. Choose less with younger children and more with older preschoolers. **Practice the lesson with the visual aids** and using the Big Question Box/Briefcase.

Read and Rehearse the Bible Story with Pictures



Read the Bible story from the Bible. Read the curriculum version. Practice telling it with the storyboard pictures. (If you have not previously laminated the story pictures, do that now.) Or, rehearse it from the Simple Story Scenes, if you are using those.

Let There Be Music



Download the music and listen to the songs. Choose which of the songs you will use with the children. If using live musicians, make sure they have the sheet music (Appendix A, Core Curriculum book).

Put the Props in Place



1. Prepare your Visual Aids. Put the Big Question, Unit Bible Truths, Bible Truth, Bible Verse, and Listening Assignment signs, as well as the Bible Story script in one side of the Bible folder.
2. Get out your storyboard. If using Simple Story Scenes, put these in your Bible Folder. Or, if using the individual storyboard figures, put all background pictures in place (they have a BG by the number). Put the rest of the storyboard pictures (these have a SB by the number) in order of use in the other side of the Bible folder.
3. Put the DDD Bible Folder as well as the Big Question sign in the Big Question Box/Briefcase and shut it. If your box/briefcase has locks and you want to use the unlocking the box as part of your session, lock it now....but make sure you have the key or know the code first.
4. Prepare the music CD or sheet music or mp3 device for use in your session.

Set Out Free Play Activities



Choose and set up free time activities you will use with the children. Choose a variety of different activities that will be enjoyed by different types of children. Rotate the activities you provide to keep them interesting and fresh to your children. (Suggestions in Appendix D, Core Curriculum books.)

Prepare Any Activities



Choose which (if any) of the Bible Truth games and crafts activities you want to use in the session. Bear in mind your time frame as well as the developmental abilities and attention span of your children as you decide which/how many to prepare. **Look over the Discussion Sheet** and choose a few questions you might use to spark discussion with the children as they do their activities (especially good for ages 3's+). Pray for God to give you opportunities to talk about these things with the children.

Let Them Take It with Them



Make copies of the craft/take home sheets, if you are not already using them as one of your activities. You may also want to make copies of the story (see take-home version of each story included in Appendix C with the other take home resources) to have for parents to use with their children at home. There's a link on each craft/take home sheet to the story, if you don't make hard copies.

Store It



After your session is over, collect the resources and store them for future use. This curriculum can be used over and over for years to come.

Unit 3: The Good News of God, the Gospel

UNIT OVERVIEW

Gospel means “good news.” In the Bible, the gospel is the good news that God sent His Son Jesus to save sinners like you and me from the punishment we deserve for our sins. That salvation is ours when we turn from our sins and trust in Jesus as our own Savior. Now that is good news indeed!

In this unit we will learn four ways the gospel is such good news.

UNIT BIBLE VERSE: John 3:16

“For God so loved the world that he gave his one and only Son, that whoever believes in him shall not perish but have eternal life.”

BIG QUESTION UNDER INVESTIGATION: What Is the Gospel?

ANSWER: It’s Salvation through Faith in Jesus Christ!

OPTIONAL Big Question 3 INTRODUCTION LESSON (Use Hide ‘n’ Seek Kids Unit 3 Material)

Story: The Case of the Stranger’s Very Good News *Acts 8:1-8*

Bible Verse: John 3:16

➔ BIBLE TRUTH 1: God Made Us and We Should Obey Him (3 Lessons Available)

Story: The Case of the God Who Was Different *Acts 17:16-33*

Bible Verse: Psalm 100:1-4

BIBLE TRUTH 2: We Have All Disobeyed God and Deserve His Punishment (3 Lessons Available)

Story: The Case of the Squabbling Brothers and Sisters *Romans*

Bible Verse: Ecclesiastes 7:20,29

BIBLE TRUTH 3: God Sent Jesus to Pay for the Sins of God’s People (3 Lessons Available)

Story: The Case of the Savior, from Start to Finish *Genesis, The Gospels*

Bible Verse: Psalm 119:18,72-73

BIBLE TRUTH 4: God Saves All Who Repent of Their Sins and Trust in Jesus as Their Savior

(3 Lessons Available)

Story: The Case of Cruddy Crete *Titus*

Bible Verse: Mark 1:15

Deep Down Detectives NIV Songs 3 Track Numbers

This is a listing of all songs mentioned in the unit curriculum. You may or may not choose to use all of the songs. They are listed in easy-reference order--NOT in the order used in the curriculum.

You may choose to simply burn a CD/load them onto an mp3 device in this order. Or, you may want to do what we do: choose the songs we want to use and create a play list of them in that order. Then, we burn a CD/upload the play list onto an mp3 device. A teacher only has to click forward to the next song, instead of hunting for the right track. The track number have been included as part of the title of each song, so teachers will still have a reference to the track number listed in the curriculum (same as those listed below), even if you change the order on your customized play list.

SONGS USED EVERY UNIT OF THE CURRICULUM

- 1 The Classroom Song v.1
- 2 The Classroom Song v.2
- 3 The Classroom Song v.3
- 4 The Classroom Song v.4
- 5 Deep Down Detectives Theme Song
- 6 The Classroom Rules Song
- 7 Let's Pray Song
- 8 The Big Question Box Song
- 9 The Bible Chant Song
- 10 ACTS Prayer Song (Short Version)
- 11 ACTS Prayer Song (Full Version)

Why the Extra Songs?

Deep Down Detectives is a curriculum used by a wide age-span of kids. Sometimes one of the other songs is a better fit for your kids. Or, you may simply want to teach them more songs on the same Bible Truth. Use as many or as few as you want.

UNIT 3: GOD'S GOOD NEWS, THE GOSPEL

- 12 Big Q & A 3 Song
- 13 Big Question 3 Song: What's the Gospel?
- 14 Big Question 3 Bible Verse Song: For God So Loved the World John 3:16
- 15 *Extra Big Question 3 Bible Verse Song: For God So Loved the World John 3:16 (version 2)*
- 16 *Extra Big Question 3 Bible Verse Song: For God So Loved the World John 3:16 (version 3)*
- 17 Big Question 3 Hymn: And Can It Be, v.1 Refrain
- 18 Big Question 3 Praise Song: I Have Decided to Follow Jesus

What Is the Gospel?

Salvation through Faith in Christ...

Bible Truth 1: God Made Us and We Should Obey Him

- 19 Bible Verse: Shout for Joy Psalm 100:1,2

Bible Truth 2: We Have All Disobeyed God and Deserve His Punishment

- 20 Bible Verse: There Is Not a Righteous Man Ecclesiastes 7:20,29

Bible Truth 3: God Sent Jesus to Pay for the Sins of God's People!

- 21 Bible Verse: He Was Pierced Isaiah 53:5

Bible Truth 4: God Saves All Who Repent of Their Sins and Trust in Jesus

- 22 Bible Verse: The Time Has Come Mark 1:15
- 23 *Extra Bible Verse: Help Us, O God, Our Savior Psalm 79:9*

listen to or download songs for free at <https://praisefactory.org>: Deep Down Detectives Music page

Big Question 3, Bible Truth 1 Overview: Key Concepts

p.1

Unit 3: The Good News of God, the Gospel

Unit Big Question (and Answer): What Is the Gospel? It's Salvation through Faith in Jesus Christ!

Unit Bible Verse: "For God so loved the world that he gave his one and only Son, that whoever believes in him shall not perish but have eternal life." John 3:16

Bible Truth 1 Concept: Salvation through Faith in Jesus Christ...God Made Us and We Should Obey Him

God is our Creator. He made everything in heaven and earth. He made it perfectly. It was good and without sin. It was just exactly as He planned.

God isn't just the Creator of everything. He is also the King over everything. God is the King everyone should obey. God gives us good laws to live by. And, He gives us consequences if we disobey Him. We should worship, love, and obey God, our good Creator and King.

Bible Truth 1 Bible Verse: Psalm 100:1-6

"Shout for joy to the LORD, all the earth. Worship the LORD with gladness; come before him with joyful songs. Know that the LORD is God. It is he who made us, and we are his; we are his people, the sheep of his pasture. Enter his gates with thanksgiving and his courts with praise; give thanks to him and praise his name."

Learn a Little: "Know that the LORD is God. It is he who made us."

Meaning

God's people are so happy about being His people! It's not enough for them to quietly worship Him. They want to make a joyful noise and sing loudly to Him. They want everyone--the whole earth--to praise God along with them. They want them to gather together with them at church and sing, sing, sing to the LORD, the great and good king! We can be God's people when we turn away from our sins and trust in Jesus as our Savior.

Bible Truth 1 ACTS Prayer

- A** God, we praise You for being the good Creator and King of the world.
- C** We confess that many times we rebel against You and Your good ways. We choose to live life our own way, instead. We need a Savior!
- T** Thank You for being our good Creator and King. Thank You for making everything in the world for Your good purposes. Thank You for being so merciful to us! Thank You for offering us salvation through Jesus, when we repent of our sins and trust Jesus as our Savior.
- S** God, work in our hearts. Help us to turn away from rebelling against You. Help us to trust in Jesus as our Savior. Help us to joyfully obey You, our good and great King. In Jesus' name we pray. Amen.

Big Question 3, Bible Truth 1 Overview: Key Concepts

p.2

Bible Truth 1 Story

The Case of the God Who Was Different

Acts 17:16-33

Songs Used in Bible Truth 1

Big Question 3 Bible Verse Song: For God So Loved the World John 3:16

Extra Big Question 3 Bible Verse Song: For God So Loved the World John 3:16 (version 2)

Extra Big Question 3 Bible Verse Song: For God So Loved the World John 3:16 (version 3)

Big Question 3 Hymn: And Can It Be, v.1 Refrain

Big Question 3 Praise Song: I Have Decided to Follow Jesus

Bible Truth 1 Bible Verse Song: Shout for Joy Psalm 100:1,2

listen to or download songs for free at <https://praisefactory.org>: Deep Down Detectives Music page

1. GETTING STARTED



= follow the stars for a short & simple lesson plan

<p>Intake Activity Ideas</p>	<p>Choose one of these open-ended activities to include children as they join the class:</p>
<p>Free Play Time <i>suggestions in Appendix D</i></p>	<p>★ Offer your own or some of the easy-to-make, free play activities suggested in Appendix D.</p>
<p>OR Sing-along Music Time <i>lyrics and sheet music, Appendix A</i> <i>listen to or download songs for free at https://praisefactory.org: Deep Down Detectives Music page</i></p>	<p>Music from Deep Down Detectives (DDD) NIV Songs 3: Big Q & A 3 Song <i>DDD NIV Songs 3, track 12</i> Big Question 3 Song <i>DDD NIV Songs 3, track 13</i> Big Question 3 (Unit) Bible Verse Song: For God So Loved the World John 3:16 <i>DDD NIV Songs 3, track 14</i> Extra Big Question 3 (Unit) Bible Verse Song: For God So Loved the World John 3:16 <i>DDD NIV Songs 3, track 15</i> Extra Big Question 3 (Unit) Bible Verse Song: For God So Loved the World John 3:16 (version 3) <i>DDD NIV Songs 3, track 16</i> Big Question 3 Hymn: And Can It Be, v.1 Refrain <i>DDD NIV Songs 3, track 17</i> Big Question 3 Praise Song: I Have Decided to Follow Jesus <i>DDD NIV Songs 3, track 18</i> Bible Truth 1 Bible Verse Song: Shout for Joy Psalm 100:1,2 <i>DDD NIV Songs 3, track 19</i></p> <p><i>Add more fun to Sing-along Music Time by adding a Music, Movement & Memory Activity. These activities are listed on p.10 of this lesson plan with the Response Activities. Instructions found in Appendix B.</i></p>
<p>OR Bible Verse Memory Game <i>instructions found in Appendix B</i></p>	<p>Lesson 1 Game: Freeze 'n' Say Lesson 2 Game: Duck, Duck, Goose Lesson 3 Game: Slap, Clap and Stack</p> <p><i>These activities are also included on p.10 of this lesson plan with the Response Activities.</i></p>

2. OPENING CIRCLE TIME (introduce the Bible Truth and tell the related Bible story)

<p>Gathering the Children <i>lyrics and sheet music, Appendix A</i></p>	<p><i>Sing verse 1 of The Classroom Song to gather the children for Circle Time.</i></p> <p>The Classroom Song, verse 1 <i>DDD NIV Songs 3, track 1</i> Let's gather together to worship God, Let's gather together to worship God, Let's gather together to worship God, Come gather here with me!</p>
<p>Welcome to Deep Down Detectives</p>	<p>★ "Welcome to Deep Down Detectives. We're so glad you've joined us! Detectives are people who look for answers to questions. In Deep Down Detectives, we look for answers to big questions about God. We dig deep down in the truths of God's Word to find them."</p>

2. OPENING CIRCLE TIME, continued

★ = follow the stars for a short & simple lesson plan

<p>Deep Down Detectives Theme Song</p> <p><i>Lyrics and sheet music, Appendix A</i></p>	<p>“Let’s sing our Deep Down Detectives Theme Song.”</p> <p>★ Deep Down Detectives Theme Song <i>DDD NIV Songs 3, track 5</i></p> <p>We’re Deep Down Detectives, diggin’ deep in God’s Word, For truths about God and His plans for this world, We’re seeking to love Him, with all of our heart, We’re Deep Down Detectives! Come on! Let’s start!</p>
<p>Classroom Rules Song</p> <p><i>Lyrics and sheet music, Appendix A</i></p>	<p>There are two very important things that Deep Down Detectives do together: we worship God and we love one another. Our Classroom Rules Song reminds us how we should act. Let’s sing it.”</p> <p>Classroom Rules Song <i>DDD NIV Songs 3, track 6</i></p> <p>Shh, be quiet while someone is talking, Raise your hand, if you have something to say, Don’t touch your friend, sitting beside you, Obey your teachers, Be kind as you play. These are our classroom rules, These are our classroom rules, They help us worship God and love one another, These are our classroom rules.</p>
<p>Opening Prayer Time</p> <p><i>Lyrics and sheet music, Appendix A</i></p>	<p>“Children, we need God’s help to keep these rules. Let’s ask Him to help us right now. Let’s get ready and pray.”</p> <p>Let’s Pray <i>DDD NIV Songs 3, track 7</i></p> <p>1-2-3! Fold your hands, Bow your head, Close your eyes. Let’s pray! (<i>repeat</i>)</p> <p>“Let’s pray:”</p> <p>★ Opening Prayer</p> <p>Dear Lord, We’re so glad to get to gather together to worship You! Please help us keep the classroom rules. Please help us to love You and learn about You today. In Jesus’ name we pray. Amen.</p>

2. OPENING CIRCLE TIME, continued



= follow the stars for a short & simple lesson plan

Reveal the Big Question
Introduce the Big Question Box/Briefcase

lyrics and sheet music, Appendix A

“Detectives INVESTIGATE things. That means they ask questions and look for answers. Deep Down Detectives investigate big questions about God. The Big Question we are investigating today is right inside our Big Question Box/Briefcase.

The Big Question Box Song

DDD NIV Songs 3, track 8

We’ve got a big box,
All closed up and locked,
Filled with the truths of God’s Word.

We’ve got a brief case,
There’s no time to waste,
Come on, kids, let’s open it up!

The Big Question under Investigation

VISUAL AID



of BQB

Big Question & Answer Sign, front side

**found in the DDD Unit 3 Visual Aids, NIV Book*

Ok, who would like to open for me and pull out the Big Question?”

Choose a child to open the box/briefcase, take out the Big Question and hand it to you, then hold up the Big Question sign for all the children to see, and say:



The Big Question we are investigating today is Big Question Number 3:

What is the Gospel?

and the Answer is:

It’s Salvation through Faith in Jesus Christ!

Big Question Meaning



Gospel means “good news.” In the Bible, the gospel is the good news that God sent His Son Jesus to save sinners like you and me from the punishment we deserve for our sins. That salvation is ours when we turn from our sins and trust in Jesus as our own Savior. Now that is good news indeed!

Big Question Songs

“Let’s sing our Big Question Song:

Big Q & A 3 Song



Big Q & A 3 Song

DDD NIV Songs 3, track 12

(adapted version of “Oh, My Darlin’ Clementine”)

lyrics and sheet music, Appendix A

What’s the gospel?
What’s the gospel?
Can you tell me what it is?
It’s salvation through faith in Jesus,
That’s what the gospel is. (repeat)

2. OPENING CIRCLE TIME, continued

★ = follow the stars for a short & simple lesson plan

Learning about the Big Question



Repeat the Big Question and Answer again:

"What Is the Gospel? It's Salvation through Faith in Jesus Christ!"

Say: "Hmmm, I wonder what that means... Let's do our action rhyme/sing our song that explains it."

Then do the action rhyme /sing song using any of the optional motions suggested, if desired.

Big Question (Action Rhyme) Song

lyrics and sheet music, Appendix A

★ Big Question 3 Action Rhyme/ Song

DDD NIV Songs 3, track 13

Refrain:

What is the gospel?

G-O-S-P-E-L?

What is the gospel?

Can anybody tell me?

What is the gospel?

Yes, I know what it is!

Salvation through faith in Christ,

That's what the gospel is.

"G" is for God, our good King and Creator,

O, we should obey Him,

but instead we're disobeyers,

So S, we need a Savior to save us from our sins,

That Savior is Jesus, who "P" took the punishment.

Yes, Jesus died upon the cross,

the perfect sacrifice,

Then on Day Three, He rose again

To prove He'd won the fight,

And now "E" everyone who repents

and believes in Him,

He gives "E-L" eternal life:

forever life with Him. *Refrain*

(POSSIBLE ACTIONS)

Make question gesture with your arms (arms bent and palms facing upward)

Point out to others in a arc movement

Point up to God

Make a grumpy face

Use your index fingers to make a cross

Use your index fingers to make a cross

Hold up three fingers, then straighten arm up and point up with one finger

Make prayer hands

Raise hands and waggle them back and forth (celebrating)

2. OPENING CIRCLE TIME, continued



= follow the stars for a short & simple lesson plan

Learning the Bible Truth

VISUAL take out

AID



of BQB

VISUAL AID

All the Bible Truths Sign

★ "It's salvation through faith in Jesus Christ" is a good beginning, but there's so more to learn. So it's time for us to dig down even deeper for more answers to our Big Question about God. We're going to be learning **FOUR** Bible truths that all tell us more about the wonderful good news of God--the gospel.

Who would like to hand me the picture with our four Bible truths on it? It's in the Big Question Box/Briefcase." *Choose a child to get it and hand it to you, then hold it up and show them the pictures of the four truths they will be learning.*

Bible Truth Clue

VISUAL take out

AID



of BQB

Bible Truth Clue Sign,
front side
VISUAL AID

★ *After everyone has had a good look, say...*

"Ok, now let's look at our Bible Truth Clue sign and see if we can figure out which of these four truths we will be learning about today. Who would like to get it out of the Big Question Briefcase for me?"

Choose a child to open the briefcase, take out the Bible Truth Clue sign and hand it to you. Hold up the front side for the children to see. Cover up the answer, written along the bottom, and say:

**"What Is the Gospel?
It's Salvation through Faith in Jesus Christ!
God made us and we should ???? Him!"**

Hint

We're missing one word. Here's the hint to what the missing word is. It says: "Doing what someone tells us to do. It rhymes with "today."

Can you guess? It's "obey."

So the Bible Truth we are learning today is:

(uncover answer from bottom of sign, show it to them and say:)

★ **"What Is the Gospel?
It's Salvation through Faith in Jesus Christ!
God made us and we should OBEY Him!"**

Bible Truth Meaning

★ And here is what this Bible Truth means:

(read the meaning off of the back of the sign, say:)

God is our Creator. He made everything in heaven and earth. He made it perfectly. It was good and without sin. It was just exactly as He planned.

God isn't just the Creator of everything. He is also the King over everything. God is the King everyone should obey. God gives us good laws to live by. And, He gives us consequences if we disobey Him. We should worship, love, and obey God, our good Creator and King.

2. OPENING CIRCLE TIME, continued

★ = follow the stars for a short & simple lesson plan

Learning the Bible Verse

"And how do I know this is true? God tells me so in His special book, the Bible."

The Bible Chant Song

Say or sing the Bible Chant Song.

lyrics and sheet music, Appendix A

The Bible Chant Song

DDD NIV Songs 3, track 9

The Bible, the Bible,
Let's get out the Bible.
Let's hear what God has to say.
The Bible, the Bible,
God's given us the Bible.
It's His Word for us to learn and obey! Yay!

Bible Verse

DDD 3.1 Bible Verse-front side (in the DDD Bible folder)

"Who would like to get our Bible folder out of the Big Question Briefcase for me?"

VISUAL AID

Place verse in take out

#4

DDD Bible Folder

Big Question Briefcase

of BQB

DDD Bible Folder

Choose a child to open the briefcase, take out the "Bible" folder and hand it to you. Remove the Bible Verse Picture from the "Bible" folder and hold it up for all the children to see, then say:

Psalm 100:1-6 tells us:

★ **Psalm 100:1-6**

"Shout for joy to the LORD, all the earth. Worship the LORD with gladness; come before him with joyful songs. Know that the LORD is God. It is he who made us, and we are his; we are his people, the sheep of his pasture. Enter his gates with thanksgiving and his courts with praise; give thanks to him and praise his name."

*found in the DDD Unit 3 Visual Aids, NIV Book

Learn a Little: "Know that the LORD is God. It is he who made us."

Bible Verse Meaning

★ **What does that mean?**

God's people are so happy about being His people! It's not enough for them to quietly worship Him. They want to make a joyful noise and sing loudly to Him. They want everyone--the whole earth--to praise God along with them. They want them to gather together with them at church and sing, sing, sing to the LORD, the great and good king! We can be God's people when we turn away from our sins and trust in Jesus as our Savior.

2. OPENING CIRCLE TIME, continued



= follow the stars for a short & simple lesson plan

**Bible Verse
Song**

*lyrics and sheet music,
Appendix A*

We've said our Bible verse, now let's sing it!








Shout for Joy to the LORD: Psalm 100:1,2

DDD NIV Songs 3, track 19

Shout for joy to the LORD,
Shout for joy, all the earth.
Worship the LORD with gladness,
Come before Him with joyful song.
Psalm One hundred, one and two.

2. OPENING CIRCLE TIME, continued

★ = follow the stars for a short & simple lesson plan

<p>Getting into the Case</p>	<p>"Now it's time to do a bit more deep down investigating. Let's see what Detective Dan wants us to help him figure out. Would someone like to get it out for me?"</p>
<p>Listening Assignments</p> <p>Place in  take out  of BQB</p>	<p>NOTE: Listening assignments are most suitable for ages 3+. Skip straight to the Bible story (see bottom of this page), if working with 2 year olds.</p> <p>"Let's open up our listening assignment and see what we are supposed to figure out today.</p> <p><i>Choose a child to take out the Listening Assignment (from the DDD Bible Folder) and hand it to you. Read Detective Dan's letter to the children that includes the listening assignment. The listening assignments are summarized below:</i></p>
<p>VISUAL AID</p> <p></p> <p>DDD Unit 3 Visual Aids, NIV</p>	<p>Detective Dan's Lesson #1 Listening Assignment:</p> <p>I need to find out:</p> <ol style="list-style-type: none"> 1. Who was the God who was different? 2. What made Him so different?
<p>VISUAL AID</p> <p></p> <p>DDD Unit 3 Visual Aids, NIV</p>	<p>Detective Dan's Lesson #2 Listening Assignment:</p> <p>Our Bible Verse is Psalm 100:1-6</p> <p>"Shout for joy to the LORD, all the earth. Worship the LORD with gladness; come before him with joyful songs. Know that the LORD is God. It is he who made us, and we are his; we are his people, the sheep of his pasture. Enter his gates with thanksgiving and his courts with praise; give thanks to him and praise his name."</p> <p>I need to find out:</p> <ol style="list-style-type: none"> 1. Who urged people to worship the LORD and serve Him as their king? 2. Who did worship Him? Who did not?
<p>VISUAL AID</p> <p></p> <p><i>*Listening Assignment #3 includes the Assignment Sheet, plus 6 clue pictures*</i></p> <p>DDD Unit 3 Visual Aids, NIV</p>	<p>Detective Dan's Lesson #3 Listening Assignment:</p> <p>I found six clues, but only 4 of them are in the story. They are: a camera; a temple; a stone altar; a sword; the world; and, laughing people. <i>Hold each of them up for the children to see as you identify them.</i></p> <p>I need to figure out:</p> <ol style="list-style-type: none"> 1. Which four belong in the story and which two don't? 2. What did the people of Athens need to confess to the LORD? Did any do this?
<p>Tell the Bible Story</p> <p>Place story & pics in  take out  of BQB</p> <p>DDD Unit 3 Visual Aids, NIV</p> <p>Story text included in this book right after this lesson plan and in Visual Aids book</p>	<p>★ Then say, "Ok, Deep Down Detectives! Put on your best listening ears and see if you can hear the answers to Detective Dan's questions. When I finish telling the story, we will see if we can answer all the questions."</p> <p>★ Bible Story: The Case of the God Who Was Different Acts 17:16-33</p> <p><i>Read the Bible Truth story, putting up the Storyboard Pictures/holding up the Story Scenes as you tell it. Then have the children answer the listening assignment, present the gospel and lead in prayer.</i></p> <p><i>*Answers to questions, the gospel and ACTS prayer are included with the story text.*</i></p>

2. OPENING CIRCLE TIME, continued

★ = follow the stars for a short & simple lesson plan

<p>Story Response Song(s)</p> <p>Hymn</p> <p><i>lyrics and sheet music, Appendix A</i></p>	<p><i>As attention span and time allow, you might want to end with one of the following songs which also tie in with the unit. If desired, use the Music and Movement activity ideas while singing (listed with the Response Activities).</i></p> <p>And Can It Be <i>DDD NIV Songs 3, track 17</i></p> <p>Refrain</p> <p>Amazing love, how can it be? That thou, my God, should die for me? Amazing love, how can it be? That thou, my God, should die for me?</p> <p>Tie-in: "God's love is amazing! How He loves His people! They deserved the full punishment for their sins. They deserved to die and be separated from God forever. But Jesus came to die for the sins of all who would ever turn from their sins and trust in Him as their Savior. He died in their place. He took their sins, so that they could be forgiven and live as God's people forever. When we turn from our sins and trust in Jesus as our Savior, then His death pays for our sins, too. We, too, can know God now in our hearts; and one day, go to live with Him forever."</p>
--	--






<p>Praise Song</p> <p><i>lyrics and sheet music, Appendix A</i></p>	<p>Praise Song: I Have Decided to Follow Jesus <i>DDD NIV Songs 3, track 18</i></p> <p>I have decided to follow Jesus, I have decided to follow Jesus, I have decided to follow Jesus, No turning back, no turning back.</p> <p>Tie-in: "God offers to forgive our sins when we turn away from a life of disobeying Him and trust in Jesus as our Savior. He gives us eternal life and makes us His people. God's people love God and want to please Him. Every day they ask God to help them to follow Jesus in how they live. They want to love God and others the way Jesus did. God loves to answer this prayer. He promises to send the Holy Spirit to help them do this."</p>
--	--

3. TAKING ACTION: Response Activities *(choose from among these activities)*

<p>Transition to Activities</p>	<p>★ Well, Deep Down Detectives, you've done a great job diggin' deep down for answers in the truths of God's Word. Now it's time to enjoy some activities."</p> <p><i>Tell children what activity/s you are providing for them: either free play or some of the response activities listed below. When you are ready to dismiss them, use this song to help the children transition in an orderly fashion to their next activity.</i></p>
--	--

<p>Classroom Song, verse 2</p> <p><i>lyrics and sheet music, Appendix A</i></p>	<p>"Children, let's sing our Time to Play Song. When we are finished you may get up and walk over to our next activity."</p> <p>Classroom Song, verse 2 <i>DDD NIV Songs 3, track 2</i></p> <p>We've gathered together to worship God, We've gathered together to worship God, And now it's time to play.</p> <p><i>Dismiss the children to whatever activities you have prepared for them to do.</i></p>
--	---

3. TAKING ACTION: Response Activities (choose from among these activities) ★ = short & simple lesson plan

<p>Response Activities</p>	<p>Choose one or more activities appropriate for your children, based on classroom time and developmental needs. Add the Discussion Sheet to any activity for deeper learning. ★</p>
<p>Bible Verse Memory Game</p> <p><i>game directions, Appendix B</i></p>	<p>Though listed with the opening activities, you may choose to use this Bible verse game here instead (or as a repeat).</p> <ul style="list-style-type: none"> • Lesson 1 Game: Freeze 'n' Say • Lesson 2 Game: Duck, Duck, Goose • Lesson 3 Game: Slap, Clap and Stack <p>Use the Discussion Sheet with this activity for even deeper learning ★</p>  <p>Discussion Questions</p>
<p>Music, Movement & Memory Activity</p> <p><i>game directions, Appendix B</i></p>	<p>A music activity that uses the songs from the Bible Truth and Big Question unit.</p> <ul style="list-style-type: none"> • DDD Songs for this Bible Truth, plus: • Lesson 1 Activity: Lullabies, Bells and Lions • Lesson 2 Activity: Musical Squares • Lesson 3 Activity: Thumping Drums <p>Use the Discussion Sheet with this activity for even deeper learning ★</p>  <p>Discussion Questions</p>
<p>Bible Story Review Game</p> <p><i>game directions, Appendix B</i></p>	<p>A game that uses the storyboard pictures from the story to review the story.</p> <ul style="list-style-type: none"> • Lesson 1 Game: Who's Inside? • Lesson 2 Game: Fix Up the Mix Up • Lesson 3 Game: Take Me Through the Tunnel <p>Use the Discussion Sheet with this activity for even deeper learning ★</p>  <p>Discussion Questions</p>
<p>Coloring Pages/ Take Home Sheets</p> <p><i>in Appendix C</i></p> <p>★</p>	<p>A coloring page related to the lesson assignment question is provided for each lesson. On the back of each are the key concepts, a few questions and a song for parents to use with their children.</p> <p>NOTE: Upgrade your coloring sheet to a more interesting craft by offering simple embellishments, such as jiggly eyes, craft sand, glitter, glitter glue, colored paper dots (made with a hole punch), fabric scraps, etc. Make cut-to-size glued-on clothes, hair, etc for characters by using a copy of the coloring sheet, cutting out the selected portions and making them the patterns for whatever you want to cut out of fabric, paper, foil, etc.</p> <ul style="list-style-type: none"> • Lesson 1 Coloring Sheet Emphasis: Bible Truth • Lesson 2 Coloring Sheet Emphasis: Bible Verse • Lesson 3 Coloring Sheet Emphasis: ACTS Prayer <p>Use the Discussion Sheet with this activity for even deeper learning ★</p>  <p>Discussion Questions</p>
<p>Extra Crafts: Big Question Craft <i>in Appendix C</i></p> <p>Bible Verse Craft <i>in Appendix C</i></p> <p>Bible Story Puzzle <i>in Appendix C</i></p>	<p>These crafts are slightly more complex than the coloring/take home sheets:</p> <p>The Bible Concept Go-and-Tell Craft is a craft that summarizes the Bible concept and includes the Bible verse is included for those desiring more than a coloring sheet. This more complex craft will involve gluing, sticking, etc. Can be used at any time.</p> <p>The Bible Story Coloring Sheet provides a tie in between the Bible story and the Bible truth they are learning.</p> <p>The Storyboard Picture Placement Page has been made into a puzzle that can be cut out and re-assembled by the children. This provides a nice summary of the story.</p> <p>Use the Discussion Sheet with these activities for even deeper learning ★</p>  <p>Discussion Questions</p>
<p>Free Play Activities ★ <i>ideas in Appendix D</i></p>	<p>Offer your own or some of the easy-to-make, free play activities suggested in Appendix D.</p>

4. CLOSING CIRCLE TIME *(End-of-session activities for the last 5-10 minutes of class time)*

★ = short & simple lesson plan

<p>Transition to Closing Circle</p> <p>Classroom Song, verse 3</p> <p><i>lyrics and sheet music, Appendix A</i></p>	<p><i>Use this song to help the children transition in an orderly fashion. Start singing this song and ask the children to gather with you for Closing Circle Time.</i></p> <p>Classroom Song, verse 3 <i>DDD NIV Songs 3, track 3</i></p> <p>It's time to get ready to go and tell, It's time to get ready to go and tell, Come gather here with me.</p>
<p>Closing Circle Time</p> <p>Classroom Song, verse 4</p> <p><i>lyrics and sheet music, Appendix A</i></p>	<p><i>When children are settled in the circle, say:</i></p> <p>"It's almost time for your parents to come pick you up. And do you know what that means? It means.... (draw this out to build anticipation and excitement)...that it's almost time to go home and....it's almost time to...Go and Tell! We have learned some big news about God today. God wants us to take and tell it to the whole world!"</p> <p>Classroom Song, verse 4 <i>DDD NIV Songs 3, track 4</i></p> <p>So what's our big news to go and tell, So what's our big news to go and tell, Can you tell me now?</p>
<p>Big News to Tell Big Question 3</p> <p>VISUAL AID</p> <p>#1</p> <p><i>*found in the DDD Unit 3 Visual Aids, NIV Book lyrics and sheet music, Appendix A</i></p> <p>Big Question 3, Bible Truth 1</p> <p>VISUAL AID</p> <p>#3</p>	<p>"Let's see....there's so much big news to tell! There's so much we've learned!</p> <p>First of all, can you tell me the answer to our Big Question: "What is the gospel?" <i>Hold up the Bible Truth Clue Picture.</i></p> <p>Say the answer with me: "It's salvation through faith in Jesus Christ!"</p> <p><i>(If desired, you can sing one/both of the Big Question songs.)</i> <i>DDD NIV Songs 3, tracks 12,13</i></p> <p>And what's one way He does this? What did we learn? <i>Point to the picture.</i></p> <p>God made us and we should obey Him!</p> <p>"And how do I know this is true? Can you tell me?"</p> <p>Say it with me: "The Bible tells me so!" That's right!</p>
<p>Big Question 3 Bible Truth 1 Bible Verse</p> <p>VISUAL AID</p> <p>#4</p> <p><i>*found in the DDD Unit 3 Visual Aids, NIV Book lyrics and sheet music, Appendix A</i></p>	<p>We learned: Our Bible Verse is Psalm 100:1-6</p> <p>"Shout for joy to the LORD, all the earth. Worship the LORD with gladness; come before him with joyful songs. Know that the LORD is God. It is he who made us, and we are his; we are his people, the sheep of his pasture. Enter his gates with thanksgiving and his courts with praise; give thanks to him and praise his name."</p> <p>Learn a Little: "Know that the LORD is God. It is he who made us."</p> <p>What This Means:</p> <p>God is the good King and Creator of us all. God's people love to praise Him. They are so happy to be His people who He cares for and loves. They thank Him for being so good to them. Because God's people are so happy about being His people, it's not enough for them to quietly worship Him. They want to make a joyful noise and sing loudly to Him. They want everyone--the whole earth--to praise God along with them. They want them to gather together with them at church and sing, sing, sing to the LORD, the great and good king! We can be God's people when we turn away from our sins and trust in Jesus as our Savior.</p> <p><i>(If desired, you can sing the Bible verse song.)</i> <i>DDD NIV Songs 3, track 19</i></p>

4. CLOSING CIRCLE TIME, continued

★ = follow the stars for a short & simple lesson plan

<p>Closing ACTS Prayer Time</p> <p>ACTS Prayer Chant</p> <p><i>lyrics and sheet music, Appendix A</i></p>	<p><i>Let's ask God to help us to remember this and even tell others this good news. Let's get ready and pray our ACTS prayer.</i></p> <p><i>And what does ACTS mean? Let's sing/say our ACTS Prayer Chant!</i></p> <p>ACTS Prayer Chant Song <i>DDD NIV Songs 3, tracks 10,11</i></p> <p>A, Adoration, God, we praise You! C, Confession, Forgive us our sins. T, Thanksgiving, Thank You for Jesus, S, Supplication, Help us to live like Him.</p> <p style="text-align: right;">That's the ACTS prayer, my friend, Bow your head, Close your eyes, Shhh, Let's begin.</p>
---	---

<p>Closing ACTS Prayer</p>	<p>"Let's pray!"</p> <p><i>Lead the children in the ACTS prayer for this Bible Truth.</i></p> <p>A God, we praise You for being the good Creator and King of the world.</p> <p>C We confess that many times we rebel against You and Your good ways. We choose to live life our own way, instead. We need a Savior!</p> <p>T Thank You for being our good Creator and King. Thank You for making everything in the world for Your good purposes. Thank You for being so merciful to us! Thank You for offering us salvation through Jesus, when we repent of our sins and trust Jesus as our Savior.</p> <p>S God, work in our hearts. Help us to turn away from rebelling against You. Help us to trust in Jesus as our Savior. Help us to joyfully obey You, our good and great King.</p> <p style="text-align: center;">In Jesus' name we pray. Amen.</p>
-----------------------------------	--

5. TAKING IT HOME *(Take Home Sheet)*

<p>Clean up and Dismissal</p>	<p>★ "Now it's time to work together and clean up." <i>Have the children join you in cleaning up the room.</i></p>
<p>Coloring Pages/ Take Home Sheets</p> <p><i>in Appendix C</i></p>	<p>★ <i>Give out the craft/take home sheet and any other papers from the session, as you dismiss children from class.</i></p> <p><i>(Reminder: The back side of the coloring page is the take home sheet for each lesson.)</i></p>

<p>Bible Story to Take-Home</p> <p><i>in Appendix C</i></p>	<p>You may also want to include a copy of the story along with the take home sheet. (However, each coloring sheet/take home sheet includes a note to parents telling where they can download the story from the Parent Resources section on the website.)</p>
--	---

The Case of the God Who Was Different*Acts 17:16-33***Story-telling Tips**

Ahead of time:

1. Read the Bible verses and story. Pray!
2. Choose story action cues and prepare storyboard figures/Story Scenes, if using. (In Visual Aids book)
3. Practice telling story with the storyboard figures/Story Scenes, timing your presentation. Shorten, if necessary.

During your presentation:

1. Maintain as much eye contact as possible as you tell the story.
2. Put up storyboard figures/add story action cues/hold up Story Scenes as you tell the story. Allow the children to help you put them on the board, if desired.
3. Include the children in your story with a few questions about what they think will happen or words/concepts that might be new to them.
4. Watch the kids for signs that their attention span has been reached. Shorten, if necessary.

INTRODUCTION/ LISTENING ASSIGNMENTS (Optional)

“Our story is called: The Case of the God Who Was Different. Here is your listening assignment... ” *Read the assignment for your lesson using Detective Dan’s Listening Assignment sign or the text below:*

Detective Dan’s Lesson #1 Listening Assignment:

I need to find out:

- 1. Who was the God who was different?**
- 2. What made Him so different?**

Detective Dan’s Lesson #2 Listening Assignment:**Our Bible Verse is Psalm 100:1-6**

“Shout for joy to the LORD, all the earth. Worship the LORD with gladness; come before him with joyful songs. Know that the LORD is God. It is he who made us, and we are his; we are his people, the sheep of his pasture. Enter his gates with thanksgiving and his courts with praise; give thanks to him and praise his name.”

I need to find out:

- 1. Who urged people to worship the LORD and serve Him as their king?**
- 2. Who did worship Him? Who did not?**

Detective Dan’s Lesson #3 Listening Assignment:

I found six clues, but only 4 of them are in the story.

They are: a camera; a temple; a stone altar; a sword; the world; and, laughing people.

Hold each of them up for the children to see as you identify them.

I need to figure out:

- 1. Which four belong in the story and which two don’t?**
- 2. What did the people of Athens need to confess to the LORD? Did any do this?**

Read the assignment questions, THEN SAY,

“Ok, Deep Down Detectives! Put on your best listening ears and see if you can hear the answers to Detective Dan’s questions. When I finish telling the story, we will see if we can answer all the questions.”

Read the Bible Truth story, answer questions, present the gospel and lead in prayer.

Answers to questions; the gospel; and, ACTS prayer are included with the story text.

The Case of the God Who Was Different *Acts 17:16-33**Story with lines separating paragraphs (text in bold, optional interaction cues in italics)*

Gods! Gods! Gods! Athens was a city full of fake gods! On buildings. On hills. Everywhere you looked, there was another god. Apollo and Artemis. Demeter and Dionysius; Pan and Poseidon. Hera and, of course, Zeus, the king of all the gods. You might not know these names, but the people of Athens certainly did. And these were just a FEW of the HUNDREDS of gods they worshipped! Wow!

The people of Athens took good care of their gods. They built them beautiful temples. They laid rich worship gifts at their stony feet. They celebrated them with big, worship parties. They even laid a stone to honor an Unknown God. The people of Athens didn't want to leave out any god.

Yes, the people of Athens worshipped hundreds of gods, but the only god they SHOULD have been worshipping was that "Unknown God." He was the REAL, the one, true God! Not many people in Athens knew His name, but I think you do.

Can you tell me His name?

It was the LORD! He was God, the Father, who sent His Son, Jesus, to be our Savior. He sent His Holy Spirit to live inside those who trusted in Jesus as their Savior. He made the way for us to become His people forever. What an amazing God was this one, true God! He was not like of the fake gods of Athens!

Maybe most of the people in Athens didn't know about the one, true God, but there was a man named Paul who did. Paul knew the LORD and loved the LORD and lived for the LORD. He trusted in Jesus, God's Son, as his Savior. He had the Holy Spirit living in his heart.

And if there was ONE thing that Paul wanted to do with his life, it was to tell others how they could know and love and live for the LORD...and trust in Jesus as their Savior, too.

So, across the sea, over the mountains, and down through the valleys went Paul, telling everyone he could just that.

One day, all this traveling led Paul to a city he had never been to before.

Can you guess the name of this new city?

It was Athens!

Now Paul had been to many cities that were SMALLER than Athens. And Paul had been to cities that were BIGGER than Athens. But there was something that Paul saw in Athens that he had NEVER seen before in any of those other cities--big or small. It was so many fake gods!

How do you think Paul felt when he saw all those fake gods?

Paul was so upset! Oh, how these people needed to hear about the LORD, the one, true God! How they needed to stop worshipping these fake gods and start worshipping the LORD, instead! How they needed to know His Son, the Savior Jesus! And Paul decided to do something about that, right then and there!

Story with lines separating paragraphs (text in bold, optional interaction cues in italics)

Paul went to the synagogue-worship place and preached: "The gods of Athens are just fakes. The LORD has sent His Son Jesus, to save you, just as He promised. Believe in Him!" he told the people gathered there.

Then down by the temples and into the marketplace, went Paul. "Let me tell you about the LORD! Let me tell you about Jesus, His Son, sent to save you! Worship Him, not these fake gods!" Paul urged everyone who would listen.

Word about Paul and his strange, new teaching soon spread through Athens and to the city leaders. They found Paul and said, "Come up to our important meeting place on Mars Hill and tell us about this new God. We want to hear about Him, ourselves."

So up, up, up the big, stony hill called Mars Hill went Paul with the city leaders and many others. How excited Paul was to tell them about the real, one, true God and His Son, Jesus! He hoped they would put their trust in Him!

On top of Mars Hill, Paul spoke to the crowd. "People of Athens, what a lot of gods you worship! he exclaimed. "But you are worshipping the wrong one! I've come to tell you about the one, true God--the one you call "the Unknown God." His name is the LORD. He's the one you should worship. He's the one who made heaven and earth and everything in it," Paul told them.

"Your city is filled with the big temples you built to worship your gods, but the LORD is too great to live inside even your biggest temple!" Paul exclaimed.

"You bring worship gifts to take care of your gods. You honor them with worship parties. You keep them looking bright and shiny. You make sure they don't fall over. But the LORD doesn't need people to take care of Him," Paul explained. "He's the living God...He takes care of Himself...and all of us, too! He made us and gave us life."

"The LORD is our King and we should obey Him and His good laws; but, the sad news is that we don't. We have all disobeyed Him and deserve His punishment for our sins," Paul told them.

"But the LORD is so merciful that He made the way for us to be forgiven." Paul explained.

Who did God send so we could be forgiven, do you know His name?

"God sent His Son, Jesus, to suffer and die on the cross to pay for sins. On the third day, He raised up Jesus from the dead in victory. Now all who turn away from their sins and trust in Jesus as their Savior can be saved. They can be God's people and have eternal life with Him," Paul told them.

"So turn away from worshipping your fake gods. Turn to LORD. Trust in His Son, Jesus, and be saved! You can be God's people, too," Paul urged them.

What do you think the people of Athens will do? Will they believe in the LORD or not?

The people of Athens hardly knew what to think. They had never heard of a God like this! A God who was supposed to be greater than Zeus, the king of their gods; yet, who came to die for sinners...then rose from the dead! Incredible!

Many people laughed. "Ha, ha! Your God sounds silly! Who would ever believe in him?" they said.

But others, like Dionysius and Damaris, went to Paul to hear more. As Paul talked, God's Holy Spirit worked in their hearts. He helped them turn away from their sins and trust in Jesus as their Savior. How happy Paul was! Maybe there still were many fake gods in Athens, but now there was a little group of believers living there, who could keep on telling others the good news of Jesus.

Cracking the Case: (story wrap-up for Listening Assignments)

It's time to see how we did with our Listening Assignment.

Detective Dan's Lesson 1 Listening Assignment:

1. Who was the god who was different? The LORD was the God who was so different.

2. What made Him so different? He was the one, true, living God. He was no fake god, like those the people of Athens worshipped.

For You and Me:

Paul told the people of Athens how they could know the LORD as their God, by turning away from worshipping their fake gods and trusting in Jesus as their Savior. We can know the LORD, too, when we turn away from our sins and trust in Jesus as our Savior.

Detective Dan's Lesson 2 Listening Assignment:**Our Bible Verse is: Psalm 100:1-6**

"Shout for joy to the LORD, all the earth. Worship the LORD with gladness; come before him with joyful songs. Know that the LORD is God. It is he who made us, and we are his; we are his people, the sheep of his pasture. Enter his gates with thanksgiving and his courts with praise; give thanks to him and praise his name."

1. Who urged the people to worship the LORD and serve Him as their king? Paul did.

2. Who did worship the LORD? Who did not? Dionysius and Damaris and a few others worshipped the LORD. The rest laughed and kept worshipping their fake gods.

For You and Me:

Like the people of Athens, we have so much to worship the LORD for being and doing. He is the one, true God! He has made us and wants us to know Him and love Him. He has offered us to be saved from our sins through Jesus, just like the people of Athens heard.

Detective Dan's Lesson 3 Listening Assignment:

Our six clues were: a camera; a temple; a stone altar; a sword; the world; and, laughing people.

1. Which four belong in our story?

The temple; stone; world; and laughing people.

2. What did the people of Athens need to confess to the LORD? Did any do this?

The people of Athens needed to confess that they had worshipped fake gods, not the LORD, the one, true God. They needed to trust in Jesus as their Savior. Dionysius, Damaris and others did this.

For You and Me:

Like Damaris and Dionysius, we should also confess our sins to God. Perhaps we have not worshipped fake gods like they did, but we have all disobeyed God and lived our own way. We all deserve His punishment. But, if we confess our sins and trust in Jesus as our Savior, God will forgive us and make us His people, just like He did for Dionysius and Damaris, long ago.

The Gospel (story wrap-up if NOT using Listening Assignments)**Our Bible Truth is:****What is the Gospel?****It's Salvation through Faith in Jesus Christ...****God made us and we should obey Him!**

God made all people--including you and me! And He made us to know Him, love Him and obey Him. He's our good King. But just like the people of Athens, we need God's forgiveness for disobeying Him. God freely offers it to us when we turn away from our sins and trust in Jesus as our Savior. He loves to help us do this. Ask Him!

Close in prayer.

Closing ACTS Prayer

- A** God, we praise You for being the good Creator and King of the world.
- C** We confess that many times we rebel against You and Your good ways. We choose to live life our own way, instead. We need a Savior!
- T** Thank You for being our good Creator and King. Thank You for making everything in the world for Your good purposes. Thank You for being so merciful to us! Thank You for offering us salvation through Jesus, when we repent of our sins and trust Jesus as our Savior.
- S** God, work in our hearts. Help us to turn away from rebelling against You. Help us to trust in Jesus as our Savior. Help us to joyfully obey You, our good and great King. In Jesus' name we pray. Amen.

Go to Lesson Plan, p.9 for the script to the rest of the lesson.

Deep Down Discussion Sheet

use with all THREE lessons

Use with all response activities for deeper learning



P.1

Questions to aid discussion of the key concepts and for use in games

Be familiar with these questions and answers. Look for opportunities to ask questions and discuss their answers, such as while the children work on their coloring pages, as part of their response games, or during play time. Remember: your goal isn't to ask all these questions or only talk to the children about these things. It is to be deliberate in having good conversations with them, however much or little you have.

<p>BIG QUESTION</p> <p>Meaning</p> <p>Discussion Questions</p>	<p>What is the Gospel? It's Salvation through Faith in Jesus Christ!</p> <p>Gospel means "good news." In the Bible, the gospel is the good news that God sent His Son Jesus to save sinners like you and me from the punishment we deserve for our sins. That salvation is ours when we turn from our sins and trust in Jesus as our own Savior.</p> <p><i>choose a few</i></p> <ol style="list-style-type: none"> 1. What is the gospel? <i>It's salvation through faith in Jesus!</i> 2. What does the word "gospel" mean? <i>It means "good news."</i> 3. Why is the gospel such good news? <i>It tells us how can forgive our sins and make us His people forever!</i> 4. Who do we need to have faith in? <i>Jesus.</i> 5. What did Jesus do so we can be saved? <i>He took the punishment for sin when He died on the cross.</i> 6. What does God want us to turn away from? <i>Our sins.</i> 7. What does it mean to turn away from our sins? <i>To say "no" to disobeying God and to want to obey Him, instead.</i> 8. Who can we ask to help us turn away from our sins and trust in Jesus? <i>God! He loves to help us when we ask Him.</i>
<p>BIBLE TRUTH</p> <p>Meaning</p> <p>Discussion Questions</p>	<p>It's Salvation through Faith in Jesus Christ...God made us and we should obey Him!</p> <p>God is our Creator. He made everything in heaven and earth. He made it perfectly. It was good and without sin. It was just exactly as He planned.</p> <p>God isn't just the Creator of everything. He is also the King over everything. God is the King everyone should obey. God gives us good laws to live by. And, He gives us consequences if we disobey Him. We should worship, love, and obey God, our good Creator and King. worship, love and obey Him.</p> <p><i>choose a few</i></p> <ol style="list-style-type: none"> 1. Who made everything in heaven and earth? <i>God did!</i> 2. What was the world like with God made it? <i>It was good. There was no sin in it; it was exactly as He had planned.</i> 3. Who rules over the world as king? <i>God does.</i> 4. Who is the king everyone should obey? <i>God is.</i> 5. What did God give us to live by? <i>His good laws.</i> 6. Who knows the best way for us to live? <i>God does.</i> 7. Who should we worship, love, and obey? <i>God.</i>
<p>THE GOSPEL</p>	<p>What is God's good news for you and me? <i>The gospel! God made all people--including you and me! And He made us to know Him, love Him and obey Him. He's our good King. But sadly, we have all disobeyed Him and we deserve His punishment. How sad! But God is so merciful that He sent a Savior. His Son, Jesus! Jesus suffered and died on the cross. He offered up His perfect life to God to completely pay for the sins of God's people. That includes us, when we turn away from our sins and trust in Jesus as our Savior. He loves to helps us do this. Ask Him! How good is God to us!</i></p>

Questions to aid discussion of the key concepts and for use in games

<p>BIBLE TRUTH BIBLE VERSE</p>	<p>“Shout for joy to the LORD, all the earth. Worship the LORD with gladness; come before him with joyful songs. Know that the LORD is God. It is he who made us, and we are his; we are his people, the sheep of his pasture. Enter his gates with thanksgiving and his courts with praise; give thanks to him and praise his name.” Psalm 100:1-6</p>
<p>Meaning</p>	<p>Learn a Little: “Know that the LORD is God. It is he who made us.”</p> <p>God’s people are so happy about being His people! It’s not enough for them to quietly worship Him. They want to make a joyful noise and sing loudly to Him. They want everyone--the whole earth--to praise God along with them. They want them to gather together with them at church and sing, sing, sing to the LORD, the great and good king! We can be God’s people when we turn away from our sins and trust in Jesus as our Savior.</p>
<p>Discussion Questions</p>	<p><i>choose a few</i></p> <ol style="list-style-type: none"> 1. To whom should all the earth shout for joy? <i>To the LORD.</i> 2. Who made us and is our good king? <i>The LORD.</i> 3. Who loves to praise God? <i>God’s people.</i> 4. Why do God’s people love to praise Him? <i>For being their good God, who loves them, cares for them and has saved them.</i> 5. Where do God’s people gather together to worship the LORD? <i>At church.</i> 6. What is the most amazing thing God has done for His people that they love to praise Him for? <i>For sending His Son, Jesus, to be their Savior and pay for their sins so they can be God’s people.</i> 7. How can we become God’s people? <i>By turning away from our sins and trusting in Jesus as our Savior.</i>
<p>BIBLE STORY</p>	<p>The Case of the God Who Was Different</p>
<p>Discussion Questions</p>	<p><i>choose a few</i></p> <ol style="list-style-type: none"> 1. What did Athens have a lot of? <i>Fake gods.</i> 2. What did the people of Athens build for their fake gods? <i>Big temples.</i> 3. What did the people of Athens put up for the Unknown God--a god whose name they did not know? <i>They lay a stone down to honor this god.</i> 4. Who was the Unknown God Paul came to tell them about? <i>The LORD, the one, true God.</i> 5. What did Paul think about all the fake gods in Athens? <i>He was upset!</i> 6. Why was Paul so upset about all the fake gods? <i>Because Paul knew they could never save the people of Athens. Only the LORD, the one, true God could.</i> 7. What did Paul tell the people of Athens about the LORD? <i>That He was the one, true God who made everything in heaven and earth. He was the one they should obey.</i> 8. What did Paul tell the people of Athens about Jesus? <i>That He was God’s Son sent to save them, if they would turn away from worshipping their fake gods and trust in Him as their Savior.</i> 9. What did most people do when they heard Paul tell about the LORD? <i>They laughed.</i> 10. What did Damaris and Dionysius do when they heard Paul tell about the LORD? <i>They turned away from worshipping fake gods and trusted in Jesus as their Savior.</i>

DEEP DOWN DETECTIVES

**Curriculum Resources
for Unit 3, Bible Truth 2:**



**What Is the Gospel?
It's Salvation through Faith
in Jesus Christ...**

**We Have All Disobeyed God
and Deserve His Punishment!**

Session Prep (especially good for newbies!)

Pray!



Pray for the Holy Spirit to be at work in your and the children's hearts.

Review



If new to the curriculum, look at the **Getting Started with Deep Down Detectives section of the Core Curriculum book.** (p.5) It will be especially helpful to read through the Deep Down Detectives section of **The Praise Factory Tour: Extended Version Book.** This is a visual way to understand what goes on in the classroom. (A pdf of the book is found in the samples section on the website.)

Look through and Learn the Lesson



Read over **lesson plan.** Practice any **songs or action rhymes** you are using. Choose/make up motions to go with these. Choose less with younger children and more with older preschoolers. **Practice the lesson with the visual aids** and using the Big Question Box/Briefcase.

Read and Rehearse the Bible Story with Pictures



Read the Bible story from the Bible. Read the curriculum version. Practice telling it with the storyboard pictures. (If you have not previously laminated the story pictures, do that now.) Or, rehearse it from the Simple Story Scenes, if you are using those.

Let There Be Music



Download the music and listen to the songs. Choose which of the songs you will use with the children. If using live musicians, make sure they have the sheet music (Appendix A, Core Curriculum book).

Put the Props in Place



1. Prepare your Visual Aids. Put the Big Question, Unit Bible Truths, Bible Truth, Bible Verse, and Listening Assignment signs, as well as the Bible Story script in one side of the Bible folder.
2. Get out your storyboard. If using Simple Story Scenes, put these in your Bible Folder. Or, if using the individual storyboard figures, put all background pictures in place (they have a BG by the number). Put the rest of the storyboard pictures (these have a SB by the number) in order of use in the other side of the Bible folder.
3. Put the DDD Bible Folder as well as the Big Question sign in the Big Question Box/Briefcase and shut it. If your box/briefcase has locks and you want to use the unlocking the box as part of your session, lock it now....but make sure you have the key or know the code first.
4. Prepare the music CD or sheet music or mp3 device for use in your session.

Set Out Free Play Activities



Choose and set up free time activities you will use with the children. Choose a variety of different activities that will be enjoyed by different types of children. Rotate the activities you provide to keep them interesting and fresh to your children. (Suggestions in Appendix D, Core Curriculum books.)

Prepare Any Activities



Choose which (if any) of the Bible Truth games and crafts activities you want to use in the session. Bear in mind your time frame as well as the developmental abilities and attention span of your children as you decide which/how many to prepare. **Look over the Discussion Sheet** and choose a few questions you might use to spark discussion with the children as they do their activities (especially good for ages 3's+). Pray for God to give you opportunities to talk about these things with the children.

Let Them Take It with Them



Make copies of the craft/take home sheets, if you are not already using them as one of your activities. You may also want to make copies of the story (see take-home version of each story included in Appendix C with the other take home resources) to have for parents to use with their children at home. There's a link on each craft/take home sheet to the story, if you don't make hard copies.

Store It



After your session is over, collect the resources and store them for future use. This curriculum can be used over and over for years to come.

Unit 3: The Good News of God, the Gospel

UNIT OVERVIEW

Gospel means “good news.” In the Bible, the gospel is the good news that God sent His Son Jesus to save sinners like you and me from the punishment we deserve for our sins. That salvation is ours when we turn from our sins and trust in Jesus as our own Savior. Now that is good news indeed!

In this unit we will learn four ways the gospel is such good news.

UNIT BIBLE VERSE: John 3:16

“For God so loved the world that he gave his one and only Son, that whoever believes in him shall not perish but have eternal life.”

BIG QUESTION UNDER INVESTIGATION: What Is the Gospel?

ANSWER: It’s Salvation through Faith in Jesus Christ!

OPTIONAL Big Question 3 INTRODUCTION LESSON (Use Hide ‘n’ Seek Kids Unit 3 Material)

Story: The Case of the Stranger’s Very Good News *Acts 8:1-8*

Bible Verse: John 3:16

BIBLE TRUTH 1: God Made Us and We Should Obey Him (3 Lessons Available)

Story: The Case of the God Who Was Different *Acts 17:16-33*

Bible Verse: Psalm 100:1-4

➔ BIBLE TRUTH 2: We Have All Disobeyed God and Deserve His Punishment (3 Lessons Available)

Story: The Case of the Squabbling Brothers and Sisters *Romans*

Bible Verse: Ecclesiastes 7:20,29

BIBLE TRUTH 3: God Sent Jesus to Pay for the Sins of God’s People (3 Lessons Available)

Story: The Case of the Savior, from Start to Finish *Genesis, The Gospels*

Bible Verse: Psalm 119:18,72-73

BIBLE TRUTH 4: God Saves All Who Repent of Their Sins and Trust in Jesus as Their Savior

(3 Lessons Available)

Story: The Case of Cruddy Crete *Titus*

Bible Verse: Mark 1:15

Deep Down Detectives NIV Songs 3 Track Numbers

This is a listing of all songs mentioned in the unit curriculum. You may or may not choose to use all of the songs. They are listed in easy-reference order--NOT in the order used in the curriculum.

You may choose to simply burn a CD/load them onto an mp3 device in this order. Or, you may want to do what we do: choose the songs we want to use and create a play list of them in that order. Then, we burn a CD/upload the play list onto an mp3 device. A teacher only has to click forward to the next song, instead of hunting for the right track. The track number have been included as part of the title of each song, so teachers will still have a reference to the track number listed in the curriculum (same as those listed below), even if you change the order on your customized play list.

SONGS USED EVERY UNIT OF THE CURRICULUM

- 1 The Classroom Song v.1
- 2 The Classroom Song v.2
- 3 The Classroom Song v.3
- 4 The Classroom Song v.4
- 5 Deep Down Detectives Theme Song
- 6 The Classroom Rules Song
- 7 Let's Pray Song
- 8 The Big Question Box Song
- 9 The Bible Chant Song
- 10 ACTS Prayer Song (Short Version)
- 11 ACTS Prayer Song (Full Version)

Why the Extra Songs?

Deep Down Detectives is a curriculum used by a wide age-span of kids. Sometimes one of the other songs is a better fit for your kids. Or, you may simply want to teach them more songs on the same Bible Truth. Use as many or as few as you want.

UNIT 3: GOD'S GOOD NEWS, THE GOSPEL

- 12 Big Q & A 3 Song
- 13 Big Question 3 Song: What's the Gospel?
- 14 Big Question 3 Bible Verse Song: For God So Loved the World John 3:16
- 15 *Extra Big Question 3 Bible Verse Song: For God So Loved the World John 3:16 (version 2)*
- 16 *Extra Big Question 3 Bible Verse Song: For God So Loved the World John 3:16 (version 3)*
- 17 Big Question 3 Hymn: And Can It Be, v.1 Refrain
- 18 Big Question 3 Praise Song: I Have Decided to Follow Jesus

What Is the Gospel?

Salvation through Faith in Christ...

Bible Truth 1: God Made Us and We Should Obey Him

- 19 Bible Verse: Shout for Joy Psalm 100:1,2

Bible Truth 2: We Have All Disobeyed God and Deserve His Punishment

- 20 Bible Verse: There Is Not a Righteous Man Ecclesiastes 7:20,29

Bible Truth 3: God Sent Jesus to Pay for the Sins of God's People!

- 21 Bible Verse: He Was Pierced Isaiah 53:5

Bible Truth 4: God Saves All Who Repent of Their Sins and Trust in Jesus

- 22 Bible Verse: The Time Has Come Mark 1:15
 23 *Extra Bible Verse: Help Us, O God, Our Savior Psalm 79:9*

listen to or download songs for free at <https://praisefactory.org>: Deep Down Detectives Music page

Big Question 3, Bible Truth 2 Overview: Key Concepts

p.1

Unit 3: The Good News of God, the Gospel

Unit Big Question (and Answer): What Is the Gospel? It's Salvation through Faith in Jesus Christ!

Unit Bible Verse: "For God so loved the world that he gave his one and only Son, that whoever believes in him shall not perish but have eternal life." John 3:16

Bible Truth 2 Concept: Salvation through Faith in Jesus Christ...We Have All Disobeyed God and Deserve His Punishment

God is our good Creator. He made us with a spirit, so we can know and love Him. He is our good King. He gave us good laws that show us how to love Him and love each other. The most wonderful life we can have is knowing and loving God. We were made to know Him and to live as He wants us to live.

But instead of choosing God and His wonderful way of life, we have all chosen to disobey Him and His good laws. We have chosen to live life our own, selfish way, instead. This is what the Bible calls "sin". Because God is good, He hates sin, and He will punish it. And oh, how terrible is God's punishment for sin! It is to live apart from Him and everything good forever! Every single one of us deserve this punishment for our sins.

But God isn't only good; He's merciful, too. Merciful means treating us better than we deserve, and that's just exactly how God offers to treat us. Yes, our sins must be punished, but God has chosen to take that punishment on Himself. That's why He sent Jesus, His own dear Son, to earth. Jesus came to take the punishment we deserved for our sins when He suffered and died on the cross. God promises to forgive all who turn away from their sins and trust in Jesus as their Savior. That can even include you and me! Isn't God amazing? How great is God's love for us!

Bible Truth 2 Bible Verse: Ecclesiastes 7:20,29

"There is not a righteous man on earth who does what is right and never sins... This only have I found: God made mankind upright, but men have gone in search of many schemes."

Learn a Little: "There is not a righteous man on earth who does what is right and never sins."

Meaning

In the beginning, God created the heavens and the earth. He created it all good. Oh, how wonderful was the love that those first people had for God! Oh, how wonderful it was to know Him and to obey Him! The big Bible word for loving God and living His good way is "righteous."

But that's not the way things are now. Sadly, we all have chosen to disobey God. We want to do things our own way, not God's good way. We make sneaky schemes and plan how we can get what we want or do what we want, instead of what God wants. Our hearts are not full of love for God or for others as they should be.

No one is righteous anymore. No one, that is, except Jesus, God's Son. God sent Jesus live a perfect, righteous life and give it as the payment for our sins. We can have Jesus' righteousness and become one of God's people, when we turn away from our sins and trust in Jesus as our Savior. God loves to help us do this. Ask Him!

Bible Truth 2 ACTS Prayer

- A** God, we praise You for being the good God who hates sin.
- C** We confess that we have all rebelled against You and Your good ways. We have all chosen to live life our own way instead. We need a Savior!
- T** Thank You for not just being good, but for being merciful, too. Thank You for taking the punishment we deserve on Yourself that we might be saved. Thank You for offering us salvation through Jesus, when we repent of our sins and trust Jesus as our Savior.
- S** God, work in our hearts. Help us to turn away from living against You and Your good ways. Help us to trust in Jesus as our Savior. Help us to love You and know You. Help us to obey Your good laws. In Jesus' name we pray. Amen.

Big Question 3, Bible Truth 2 Overview: Key Concepts

p.2

Bible Truth 2 Story

The Case of the Squabbling Brothers and Sisters

Romans

Songs Used in Bible Truth 2

Big Question 3 Bible Verse Song: For God So Loved the World John 3:16

Extra Big Question 3 Bible Verse Song: For God So Loved the World John 3:16 (version 2)

Extra Big Question 3 Bible Verse Song: For God So Loved the World John 3:16 (version 3)

Big Question 3 Hymn: And Can It Be, v.1 Refrain


Big Question 3 Praise Song: I Have Decided to Follow Jesus

Bible Truth 2 Bible Verse Song: There Is Not a Righteous Man Ecclesiastes 7:20,29


listen to or download songs for free at <https://praisefactory.org>: Deep Down Detectives Music page

1. GETTING STARTED

 = follow the stars for a short & simple lesson plan

<p>Intake Activity Ideas</p>	<p>Choose one of these open-ended activities to include children as they join the class:</p>
<p>Free Play Time <i>suggestions in Appendix D</i></p>	<p> Offer your own or some of the easy-to-make, free play activities suggested in Appendix D.</p>
<p>OR Sing-along Music Time <i>lyrics and sheet music, Appendix A</i> <i>listen to or download songs for free at https://praisefactory.org:Deep Down Detectives Music page</i></p>	<p>Music from Deep Down Detectives (DDD) NIV Songs 3:</p> <p>Big Q & A 3 Song <i>DDD NIV Songs 3, track 12</i> Big Question 3 Song <i>DDD NIV Songs 3, track 13</i> Big Question 3 (Unit) Bible Verse Song: For God So Loved the World John 3:16 <i>DDD NIV Songs 3, track 14</i> Extra Big Question 3 (Unit) Bible Verse Song: For God So Loved the World John 3:16 <i>DDD NIV Songs 3, track 15</i> Extra Big Question 3 (Unit) Bible Verse Song: For God So Loved the World John 3:16 (version 3) <i>DDD NIV Songs 3, track 16</i> Big Question 3 Hymn: And Can It Be, v.1 Refrain <i>DDD NIV Songs 3, track 17</i> Big Question 3 Praise Song: I Have Decided to Follow Jesus <i>DDD NIV Songs 3, track 18</i> Bible Truth 2 Bible Verse Song: There Is Not a Righteous Man Ecclesiastes 7:20,29 <i>DDD NIV Songs 3, track 20</i></p> <p><i>Add more fun to Sing-along Music Time by adding a Music, Movement & Memory Activity. These activities are listed on p.10 of this lesson plan with the Response Activities. Instructions found in Appendix B.</i></p>
<p>OR Bible Verse Memory Game <i>instructions found in Appendix B</i></p>	<p>Lesson 1 Game: Simon Says How Lesson 2 Game: Roll 'n' Toss Lesson 3 Game: Block Clapping</p> <p><i>These activities are also included on p.10 of this lesson plan with the Response Activities.</i></p>

2. OPENING CIRCLE TIME (*introduce the Bible Truth and tell the related Bible story*)

<p>Gathering the Children <i>lyrics and sheet music, Appendix A</i></p>	<p><i>Sing verse 1 of The Classroom Song to gather the children for Circle Time.</i></p> <p>The Classroom Song, verse 1 <i>DDD NIV Songs 3, track 1</i> Let's gather together to worship God, Let's gather together to worship God, Let's gather together to worship God, Come gather here with me!</p>
<p>Welcome to Deep Down Detectives</p>	<p> "Welcome to Deep Down Detectives. We're so glad you've joined us! Detectives are people who look for answers to questions. In Deep Down Detectives, we look for answers to big questions about God. We dig deep down in the truths of God's Word to find them."</p>

2. OPENING CIRCLE TIME, continued



= follow the stars for a short & simple lesson plan

<p>Deep Down Detectives Theme Song</p>	<p>"Let's sing our Deep Down Detectives Theme Song."</p>	<p>DDD NIV Songs 3, track 5</p>
<p><i>Lyrics and sheet music, Appendix A</i></p>	<p>★ Deep Down Detectives Theme Song We're Deep Down Detectives, diggin' deep in God's Word, For truths about God and His plans for this world, We're seeking to love Him, with all of our heart, We're Deep Down Detectives! Come on! Let's start!</p>	
<p>Classroom Rules Song</p>	<p>There are two very important things that Deep Down Detectives do together: we worship God and we love one another. Our Classroom Rules Song reminds us how we should act. Let's sing it."</p>	
<p><i>Lyrics and sheet music, Appendix A</i></p>	<p>Classroom Rules Song Shh, be quiet while someone is talking, Raise your hand, if you have something to say, Don't touch your friend, sitting beside you, Obey your teachers, Be kind as you play. These are our classroom rules, These are our classroom rules, They help us worship God and love one another, These are our classroom rules.</p>	<p>DDD NIV Songs 3, track 6</p>
<p>Opening Prayer Time</p>	<p>"Children, we need God's help to keep these rules. Let's ask Him to help us right now. Let's get ready and pray."</p>	
<p><i>Lyrics and sheet music, Appendix A</i></p>	<p>Let's Pray 1-2-3! Fold your hands, Bow your head, Close your eyes. Let's pray! (<i>repeat</i>)</p>	<p>DDD NIV Songs 3, track 7</p>
	<p>"Let's pray:"</p>	
	<p>★ Opening Prayer Dear Lord, We're so glad to get to gather together to worship You! Please help us keep the classroom rules. Please help us to love You and learn about You today. In Jesus' name we pray. Amen.</p>	

2. OPENING CIRCLE TIME, continued



= follow the stars for a short & simple lesson plan

Reveal the Big Question
Introduce the Big Question Box/Briefcase

lyrics and sheet music, Appendix A

“Detectives INVESTIGATE things. That means they ask questions and look for answers. Deep Down Detectives investigate big questions about God. The Big Question we are investigating today is right inside our Big Question Box/Briefcase.

The Big Question Box Song

DDD NIV Songs 3, track 8

We’ve got a big box,
All closed up and locked,
Filled with the truths of God’s Word.

We’ve got a brief case,
There’s no time to waste,
Come on, kids, let’s open it up!

The Big Question under Investigation

VISUAL AID



of BQB

Big Question & Answer Sign, front side

**found in the DDD Unit 3 Visual Aids, NIV Book*

Ok, who would like to open for me and pull out the Big Question?”

Choose a child to open the box/briefcase, take out the Big Question and hand it to you, then hold up the Big Question sign for all the children to see, and say:

★ The Big Question we are investigating today is Big Question Number 3:

What is the Gospel?

and the Answer is:

It’s Salvation through Faith in Jesus Christ!

Big Question Meaning

★ Gospel means “good news.” In the Bible, the gospel is the good news that God sent His Son Jesus to save sinners like you and me from the punishment we deserve for our sins. That salvation is ours when we turn from our sins and trust in Jesus as our own Savior. Now that is good news indeed!

Big Question Songs

“Let’s sing our Big Question Song:

Big Q & A 3 Song

★ **Big Q & A 3 Song**

DDD NIV Songs 3, track 12

lyrics and sheet music, Appendix A

(adapted version of “Oh, My Darlin’ Clementine”)

What’s the gospel?
What’s the gospel?
Can you tell me what it is?
It’s salvation through faith in Jesus,
That’s what the gospel is. (repeat)

2. OPENING CIRCLE TIME, continued

★ = follow the stars for a short & simple lesson plan

Learning about the Big Question



Repeat the Big Question and Answer again:

"What Is the Gospel? It's Salvation through Faith in Jesus Christ!"

Say: "Hmmm, I wonder what that means... Let's do our action rhyme/sing our song that explains it."

Then do the action rhyme /sing song using any of the optional motions suggested, if desired.

Big Question (Action Rhyme) Song

lyrics and sheet music, Appendix A

★ Big Question 3 Action Rhyme/ Song

DDD NIV Songs 3, track 13

Refrain:

What is the gospel?

G-O-S-P-E-L?

What is the gospel?

Can anybody tell me?

What is the gospel?

Yes, I know what it is!

Salvation through faith in Christ,

That's what the gospel is.

"G" is for God, our good King and Creator,

O, we should obey Him,

but instead we're disobeyers,

So S, we need a Savior to save us from our sins,

That Savior is Jesus, who "P" took the punishment.

Yes, Jesus died upon the cross,

the perfect sacrifice,

Then on Day Three, He rose again

To prove He'd won the fight,

And now "E" everyone who repents

and believes in Him,

He gives "E-L" eternal life:

forever life with Him. *Refrain*

(POSSIBLE ACTIONS)

Make question gesture with your arms (arms bent and palms facing upward)

Point out to others in a arc movement

Point up to God

Make a grumpy face

Use your index fingers to make a cross

Use your index fingers to make a cross

Hold up three fingers, then straighten arm up and point up with one finger

Make prayer hands

Raise hands and waggle them back and forth (celebrating)

2. OPENING CIRCLE TIME, continued



= follow the stars for a short & simple lesson plan

Learning the Bible Truth

VISUAL take out

AID



of BQB

VISUAL AID

All the Bible Truths Sign

★ "It's salvation through faith in Jesus Christ" is a good beginning, but there's so more to learn. So it's time for us to dig down even deeper for more answers to our Big Question about God. We're going to be learning **FOUR** Bible truths that all tell us more about the wonderful good news of God--the gospel.

Who would like to hand me the picture with our four Bible truths on it? It's in the Big Question Box/Briefcase." *Choose a child to get it and hand it to you, then hold it up and show them the pictures of the four truths they will be learning.*

Bible Truth Clue

VISUAL take out

AID



of BQB

Bible Truth Clue Sign,

front side

VISUAL AID

After everyone has had a good look, say...

"Ok, we've learned one truth about the gospel. It's this one: "God made us and we should obey Him" (point to pictures as you identify each Bible Truth). Now let's look at our Bible Truth Clue sign and see if we can figure out which of these four truths we will be learning about today. Who would like to get it out of the Big Question Briefcase for me?"

Choose a child to open the briefcase, take out the Bible Truth Clue sign and hand it to you. Hold up the front side for the children to see. Cover up the answer, written along the bottom, and say:

"What Is the Gospel?

It's Salvation through Faith in Jesus Christ...

we have all disobeyed God and deserve His ???? !"

Hint

We're missing one word. Here's the hint to what the missing word is. It says: "What we deserve when we do something wrong on purpose. It's a sad word that rhymes with "compliment."

Can you guess? It is very sad word. It's "punishment."

So the Bible Truth we are learning today is:

(uncover answer from bottom of sign, show it to them and say:)



"What Is the Gospel?

It's Salvation through Faith in Jesus Christ...

we have all disobeyed God and deserve His PUNISHMENT!"

Bible Truth Meaning



★ And here is what this Bible Truth means: *(read the meaning off of the back of the sign, say:)*

God is our good Creator. He made us with a spirit, so we can know and love Him. He is our good King. He gave us good laws that show us how to love Him and love each other. The most wonderful life we can have is knowing and loving God. We were made to know Him and to live as He wants us to live.

But instead of choosing God and His wonderful way of life, we have all chosen to disobey Him and His good laws. We have chosen to live life our own, selfish way, instead. This is what the Bible calls "sin". Because God is good, He hates sin, and He will punish it. And oh, how terrible is God's punishment for sin! It is to live apart from Him and everything good forever! Every single one of us deserve this punishment for our sins.

But God isn't only good; He's merciful, too. Merciful means treating us better than we deserve, and that's just exactly how God offers to treat us. Yes, our sins must be punished, but God has chosen to take that punishment on Himself. That's why He sent Jesus, His own dear Son, to earth. Jesus came to take the punishment we deserved for our sins when He suffered and died on the cross. God promises to forgive all who turn away from their sins and trust in Jesus as their Savior. That can even include you and me! Isn't God amazing? How great is God's love

2. OPENING CIRCLE TIME, continued

★ = follow the stars for a short & simple lesson plan

Learning the Bible Verse

"And how do I know this is true? God tells me so in His special book, the Bible."

The Bible Chant Song

Say or sing the Bible Chant Song.

lyrics and sheet music, Appendix A

The Bible Chant Song

DDD NIV Songs 3, track 9

The Bible, the Bible,
Let's get out the Bible.
Let's hear what God has to say.
The Bible, the Bible,
God's given us the Bible.
It's His Word for us to learn and obey! Yay!

Bible Verse

DDD 3.2 Bible Verse-front side (in the DDD Bible folder)

VISUAL AID Place verse in take out



*of BQB
DDD Bible Folder*

**found in the DDD Unit 3 Visual Aids, NIV Book*

"Who would like to get our Bible folder out of the Big Question Briefcase for me?"

Choose a child to open the briefcase, take out the "Bible" folder and hand it to you. Remove the Bible Verse Picture from the "Bible" folder and hold it up for all the children to see, then say:

Ecclesiastes 7:20,29 tells us:

★ **Ecclesiastes 7:20,29**

"There is not a righteous man on earth who does what is right and never sins... This only have I found: God made mankind upright, but men have gone in search of many schemes."

Learn a Little: "There is not a righteous man on earth who does what is right and never sins."

Bible Verse Meaning

★ **What does that mean?**

In the beginning, God created the heavens and the earth. He created it all good. Oh, how wonderful was the love that those first people had for God! Oh, how wonderful it was to know Him and to obey Him! The big Bible word for loving God and living His good way is "righteous."

But that's not the way things are now. Sadly, we all have chosen to disobey God. We want to do things our own way, not God's good way. We make sneaky schemes and plan how we can get what we want or do what we want, instead of what God wants. Our hearts are not full of love for God or for others as they should be.

No one is righteous anymore. No one, that is, except Jesus, God's Son. God sent Jesus live a perfect, righteous life and give it as the payment for our sins. We can have Jesus' righteousness and become one of God's people, when we turn away from our sins and trust in Jesus as our Savior. God loves to help us do this. Ask Him!

2. OPENING CIRCLE TIME, continued



= follow the stars for a short & simple lesson plan

**Bible Verse
Song**

*lyrics and sheet music,
Appendix A*

We've said our Bible verse, now let's sing it!

There Is Not a Righteous Man: Ecclesiastes 7:20,29

DDD NIV Songs 3, track 20

There is not a righteous man on earth,
Who does what is right and never sins.
This only have I found;
God made mankind upright,
But men have gone in search of many schemes.
Ecclesiastes Seven: twenty and twenty-nine.

2. OPENING CIRCLE TIME, continued

★ = follow the stars for a short & simple lesson plan

<p>Getting into the Case</p>	<p>"Now it's time to do a bit more deep down investigating. Let's see what Detective Dan wants us to help him figure out. Would someone like to get it out for me?"</p>
<p>Listening Assignments</p> <p>Place in  take out  of BQB</p>	<p>NOTE: Listening assignments are most suitable for ages 3+. Skip straight to the Bible story (see bottom of this page), if working with 2 year olds.</p> <p>"Let's open up our listening assignment and see what we are supposed to figure out today.</p> <p><i>Choose a child to take out the Listening Assignment (from the DDD Bible Folder) and hand it to you. Read Detective Dan's letter to the children that includes the listening assignment. The listening assignments are summarized below:</i></p>
<p>VISUAL AID</p> <p></p> <p>DDD Unit 3 Visual Aids, NIV</p>	<p>Detective Dan's Lesson #1 Listening Assignment:</p> <p>I need to know:</p> <p>To squabble means to argue about something.</p> <ol style="list-style-type: none"> 1. Who were the brothers and sisters who were squabbling? 2. What were they squabbling about?
<p>VISUAL AID</p> <p></p> <p>DDD Unit 3 Visual Aids, NIV</p>	<p>Detective Dan's Lesson #2 Listening Assignment:</p> <p>Our Bible Verse is Ecclesiastes 7:20, 29:</p> <p>"There is not a righteous man on earth who does what is right and never sins... This only have I found: God made mankind upright, but men have gone in search of many schemes."</p> <p>I need to know:</p> <ol style="list-style-type: none"> 1. What two kinds of families did the believers in Rome come from? 2. What did they need to remember that would help them stop squabbling with each other?
<p>VISUAL AID</p> <p></p> <p><i>*Listening Assignment #3 includes the Assignment Sheet, plus 6 clue pictures*</i></p> <p>DDD Unit 3 Visual Aids, NIV</p>	<p>Detective Dan's Lesson #3 Listening Assignment:</p> <p>I found six clues, but two of them are NOT in the story. They are: a balloon; a house; Abraham; a candy bar; fake god; and, little rules.</p> <p><i>Hold each of them up for the children to see as you identify them.</i></p> <p>I need to know:</p> <ol style="list-style-type: none"> 1. Which four belong in the story and which two don't? 2. Who thanked God for saving them through Jesus?
<p>Tell the Bible Story</p> <p>Place story & pics in  take out  of BQB</p> <p>DDD Unit 3 Visual Aids, NIV</p> <p>Story text included in this book right after this lesson plan and in Visual Aids book</p>	<p>★ Then say, "Ok, Deep Down Detectives! Put on your best listening ears and see if you can hear the answers to Detective Dan's questions. When I finish telling the story, we will see if we can answer all the questions."</p> <p>★ Bible Story: The Case of the Squabbling Brothers and Sisters</p> <p><i>Romans</i></p> <p><i>Read the Bible Truth story, putting up the Storyboard Pictures/holding up the Story Scenes as you tell it. Then have the children answer the listening assignment, present the gospel and lead in prayer.</i></p> <p><i>*Answers to questions, the gospel and ACTS prayer are included with the story text.*</i></p>

2. OPENING CIRCLE TIME, continued

★ = follow the stars for a short & simple lesson plan

<p>Story Response Song(s)</p> <p>Hymn</p> <p><i>lyrics and sheet music, Appendix A</i></p>	<p><i>As attention span and time allow, you might want to end with one of the following songs which also tie in with the unit. If desired, use the Music and Movement activity ideas while singing (listed with the Response Activities).</i></p> <p>And Can It Be <i>DDD NIV Songs 3, track 17</i></p> <p>Refrain</p> <p>Amazing love, how can it be? That thou, my God, should die for me? Amazing love, how can it be? That thou, my God, should die for me?</p> <p>Tie-in: "God's love is amazing! How He loves His people! They deserved the full punishment for their sins. They deserved to die and be separated from God forever. But Jesus came to die for the sins of all who would ever turn from their sins and trust in Him as their Savior. He died in their place. He took their sins, so that they could be forgiven and live as God's people forever. When we turn from our sins and trust in Jesus as our Savior, then His death pays for our sins, too. We, too, can know God now in our hearts; and one day, go to live with Him forever."</p>
--	--

<p>Praise Song</p> <p><i>lyrics and sheet music, Appendix A</i></p>	<p>Praise Song: I Have Decided to Follow Jesus <i>DDD NIV Songs 3, track 18</i></p> <p>I have decided to follow Jesus, I have decided to follow Jesus, I have decided to follow Jesus, No turning back, no turning back.</p> <p>Tie-in: "God offers to forgive our sins when we turn away from a life of disobeying Him and trust in Jesus as our Savior. He gives us eternal life and makes us His people. God's people love God and want to please Him. Every day they ask God to help them to follow Jesus in how they live. They want to love God and others the way Jesus did. God loves to answer this prayer. He promises to send the Holy Spirit to help them do this."</p>
--	--

3. TAKING ACTION: Response Activities *(choose from among these activities)*

<p>Transition to Activities</p>	<p>★ Well, Deep Down Detectives, you've done a great job diggin' deep down for answers in the truths of God's Word. Now it's time to enjoy some activities."</p> <p><i>Tell children what activity/s you are providing for them: either free play or some of the response activities listed below. When you are ready to dismiss them, use this song to help the children transition in an orderly fashion to their next activity.</i></p>
--	--

<p>Classroom Song, verse 2</p> <p><i>lyrics and sheet music, Appendix A</i></p>	<p>"Children, let's sing our Time to Play Song. When we are finished you may get up and walk over to our next activity."</p> <p>Classroom Song, verse 2 <i>DDD NIV Songs 3, track 2</i></p> <p>We've gathered together to worship God, We've gathered together to worship God, And now it's time to play.</p> <p><i>Dismiss the children to whatever activities you have prepared for them to do.</i></p>
--	---

3. TAKING ACTION: Response Activities (choose from among these activities) ★ = short & simple lesson plan

<p>Response Activities</p>	<p>Choose one or more activities appropriate for your children, based on classroom time and developmental needs. Add the Discussion Sheet to any activity for deeper learning. ★</p>
<p>Bible Verse Memory Game</p> <p><i>game directions, Appendix B</i></p>	<p>Though listed with the opening activities, you may choose to use this Bible verse game here instead (or as a repeat).</p> <ul style="list-style-type: none"> • Lesson 1 Game: Simon Says How • Lesson 2 Game: Roll 'n' Toss • Lesson 3 Game: Block Clapping <p>Use the Discussion Sheet with this activity for even deeper learning ★</p> <p>Discussion Questions</p>
<p>Music, Movement & Memory Activity</p> <p><i>game directions, Appendix B</i></p>	<p>A music activity that uses the songs from the Bible Truth and Big Question unit.</p> <ul style="list-style-type: none"> • DDD Songs for this Bible Truth, plus: • Lesson 1 Activity: Say, Spring Up and Shout • Lesson 2 Activity: Freeze Frame • Lesson 3 Activity: Egg Shakers <p>Use the Discussion Sheet with this activity for even deeper learning ★</p> <p>Discussion Questions</p>
<p>Bible Story Review Game</p> <p><i>game directions, Appendix B</i></p>	<p>A game that uses the storyboard pictures from the story to review the story.</p> <ul style="list-style-type: none"> • Lesson 1 Game: Missing in Action • Lesson 2 Game: Treasure Hunt • Lesson 3 Game: Look Who's Coming Down the Tracks <p>Use the Discussion Sheet with this activity for even deeper learning ★</p> <p>Discussion Questions</p>
<p>Coloring Pages/ Take Home Sheets</p> <p><i>in Appendix C</i></p> <p>★</p>	<p>A coloring page related to the lesson assignment question is provided for each lesson. On the back of each are the key concepts, a few questions and a song for parents to use with their children.</p> <p>NOTE: Upgrade your coloring sheet to a more interesting craft by offering simple embellishments, such as jiggly eyes, craft sand, glitter, glitter glue, colored paper dots (made with a hole punch), fabric scraps, etc. Make cut-to-size glued-on clothes, hair, etc for characters by using a copy of the coloring sheet, cutting out the selected portions and making them the patterns for whatever you want to cut out of fabric, paper, foil, etc.</p> <ul style="list-style-type: none"> • Lesson 1 Coloring Sheet Emphasis: Bible Truth • Lesson 2 Coloring Sheet Emphasis: Bible Verse • Lesson 3 Coloring Sheet Emphasis: ACTS Prayer <p>Use the Discussion Sheet with this activity for even deeper learning ★</p> <p>Discussion Questions</p>
<p>Extra Crafts: Big Question Craft <i>in Appendix C</i></p> <p>Bible Verse Craft <i>in Appendix C</i></p> <p>Bible Story Puzzle <i>in Appendix C</i></p>	<p>These crafts are slightly more complex than the coloring/take home sheets:</p> <p>The Bible Concept Go-and-Tell Craft is a craft that summarizes the Bible concept and includes the Bible verse is included for those desiring more than a coloring sheet. This more complex craft will involve gluing, sticking, etc. Can be used at any time.</p> <p>The Bible Story Coloring Sheet provides a tie in between the Bible story and the Bible truth they are learning.</p> <p>The Storyboard Picture Placement Page has been made into a puzzle that can be cut out and re-assembled by the children. This provides a nice summary of the story.</p> <p>Use the Discussion Sheet with these activities for even deeper learning ★</p> <p>Discussion Questions</p>
<p>Free Play Activities ★ <i>ideas in Appendix D</i></p>	<p>Offer your own or some of the easy-to-make, free play activities suggested in Appendix D.</p>

4. CLOSING CIRCLE TIME *(End-of-session activities for the last 5-10 minutes of class time)*

★ = short & simple lesson plan

<p>Transition to Closing Circle</p> <p>Classroom Song, verse 3</p> <p><i>lyrics and sheet music, Appendix A</i></p>	<p><i>Use this song to help the children transition in an orderly fashion. Start singing this song and ask the children to gather with you for Closing Circle Time.</i></p> <p>Classroom Song, verse 3 <i>DDD NIV Songs 3, track 3</i></p> <p>It's time to get ready to go and tell, It's time to get ready to go and tell, Come gather here with me.</p>
<p>Closing Circle Time</p> <p>Classroom Song, verse 4</p> <p><i>lyrics and sheet music, Appendix A</i></p>	<p><i>When children are settled in the circle, say:</i></p> <p>"It's almost time for your parents to come pick you up. And do you know what that means? It means.... (draw this out to build anticipation and excitement)...that it's almost time to go home and....it's almost time to...Go and Tell! We have learned some big news about God today. God wants us to take and tell it to the whole world!"</p> <p>Classroom Song, verse 4 <i>DDD NIV Songs 3, track 4</i></p> <p>So what's our big news to go and tell, So what's our big news to go and tell, Can you tell me now?</p>
<p>Big News to Tell Big Question 3</p> <p><i>VISUAL AID</i></p> <p>#1</p> <p><i>*found in the DDD Unit 3 Visual Aids, NIV Book lyrics and sheet music, Appendix A</i></p> <p>Big Question 3, Bible Truth 2</p> <p><i>VISUAL AID</i></p> <p>#3</p>	<p>"Let's see....there's so much big news to tell! There's so much we've learned!</p> <p>First of all, can you tell me the answer to our Big Question: "What is the gospel?" <i>Hold up the Bible Truth Clue Picture.</i></p> <p>Say the answer with me: "It's salvation through faith in Jesus Christ!"</p> <p><i>(If desired, you can sing one/both of the Big Question songs.)</i> <i>DDD NIV Songs 3, tracks 12,13</i></p> <p>And what's one way He does this? What did we learn? <i>Point to the picture.</i></p> <p>We have all disobeyed God and deserve His punishment!</p> <p>"And how do I know this is true? Can you tell me? Say it with me: "The Bible tells me so!"</p> <p>That's right!</p>
<p>Big Question 3, Bible Truth 2 Bible Verse</p> <p><i>VISUAL AID</i></p> <p>#4</p> <p><i>*found in the DDD Unit 3 Visual Aids, NIV Book lyrics and sheet music, Appendix A</i></p>	<p>We learned: Our Bible Verse is Ecclesiastes 7:20,29:</p> <p>"There is not a righteous man on earth who does what is right and never sins... This only have I found: God made mankind upright, but men have gone in search of many schemes."</p> <p>Learn a Little: "There is not a righteous man on earth who does what is right and never sins."</p> <p>In the beginning, God created the heavens and the earth. He created it all good. Oh, how wonderful was the love that those first people had for God! Oh, how wonderful it was to know Him and to obey Him! The big Bible word for loving God and living His good way is "righteous."</p> <p>But that's not the way things are now. Sadly, we all have chosen to disobey God. We want to do things our own way, not God's good way. We make sneaky schemes and plan how we can get what we want or do what we want, instead of what God wants. Our hearts are not full of love for God or for others as they should be.</p> <p>No one is righteous anymore. No one, that is, except Jesus, God's Son. God sent Jesus live a perfect, righteous life and give it as the payment for our sins. We can have Jesus' righteousness and become one of God's people, when we turn away from our sins and trust in Jesus as our Savior. God loves to help us do this. Ask Him!</p> <p><i>(If desired, you can sing the Bible verse song.)</i> <i>DDD NIV Songs 3, track 20</i></p>

4. CLOSING CIRCLE TIME, continued



= follow the stars for a short & simple lesson plan

<p>Closing ACTS Prayer Time</p> <p>ACTS Prayer Chant</p> <p><i>lyrics and sheet music, Appendix A</i></p>	<p><i>Let's ask God to help us to remember this and even tell others this good news. Let's get ready and pray our ACTS prayer.</i></p> <p><i>And what does ACTS mean? Let's sing/say our ACTS Prayer Chant!</i></p> <p>ACTS Prayer Chant Song <i>DDD NIV Songs 3, tracks 10,11</i></p> <p>A, Adoration, God, we praise You! C, Confession, Forgive us our sins. T, Thanksgiving, Thank You for Jesus, S, Supplication, Help us to live like Him.</p> <p style="text-align: right;">That's the ACTS prayer, my friend, Bow your head, Close your eyes, Shhh, Let's begin.</p>
<p>Closing ACTS Prayer</p>	<p>"Let's pray!"</p> <p><i>Lead the children in the ACTS prayer for this Bible Truth.</i></p> <p>A God, we praise You for being the good God who hates sin.</p> <p>C We confess that we have all rebelled against You and Your good ways. We have all chosen to live life our own way instead. We need a Savior!</p> <p>T Thank You for not just being good, but for being merciful, too. Thank You for taking the punishment we deserve on Yourself that we might be saved. Thank You for offering us salvation through Jesus, when we repent of our sins and trust Jesus as our Savior.</p> <p>S God, work in our hearts. Help us to turn away from living against You and Your good ways. Help us to trust in Jesus as our Savior. Help us to love You and know You. Help us to obey Your good laws.</p> <p>In Jesus' name we pray. Amen.</p>
<p>5. TAKING IT HOME <i>(Take Home Sheet)</i></p>	
<p>Clean up and Dismissal</p>	<p>★ "Now it's time to work together and clean up." <i>Have the children join you in cleaning up the room.</i></p>
<p>Coloring Pages/ Take Home Sheets</p> <p><i>in Appendix C</i></p>	<p>★ <i>Give out the craft/take home sheet and any other papers from the session, as you dismiss children from class.</i></p> <p><i>(Reminder: The back side of the coloring page is the take home sheet for each lesson.)</i></p>
<p>Bible Story to Take-Home</p> <p><i>in Appendix C</i></p>	<p>You may also want to include a copy of the story along with the take home sheet. (However, each coloring sheet/take home sheet includes a note to parents telling where they can download the story from the Parent Resources section on the website.)</p>

The Case of the Squabbling Brothers and Sisters*Romans***Story-telling Tips**

Ahead of time:

1. Read the Bible verses and story. Pray!
2. Choose story action cues and prepare storyboard figures/Story Scenes, if using. (In Visual Aids book)
3. Practice telling story with the storyboard figures/Story Scenes, timing your presentation. Shorten, if necessary.

During your presentation:

1. Maintain as much eye contact as possible as you tell the story.
2. Put up storyboard figures/add story action cues/hold up Story Scenes as you tell the story. Allow the children to help you put them on the board, if desired.
3. Include the children in your story with a few questions about what they think will happen or words/concepts that might be new to them.
4. Watch the kids for signs that their attention span has been reached. Shorten, if necessary.

INTRODUCTION/ LISTENING ASSIGNMENTS (Optional)

"Our story is called: The Case of the Squabbling Brothers and Sisters. Here is your listening assignment..."

" Read the assignment for your lesson using Detective Dan's Listening Assignment sign or the text below:

Detective Dan's Lesson #1 Listening Assignment:

I need to know:

To squabble means to argue about something.

1. **Who were the brothers and sisters who were squabbling?**
2. **What were they squabbling about?**

Detective Dan's Lesson #2 Listening Assignment:

Our Bible Verse is Ecclesiastes 7:20,29:

"There is not a righteous man on earth who does what is right and never sins... This only have I found: God made mankind upright, but men have gone in search of many schemes."

I need to know:

1. **What two kinds of families did the believers in Rome come from?**
2. **What did they need to remember that would help them stop squabbling with each other?**

Detective Dan's Lesson #3 Listening Assignment:I found six clues, but two of them are **NOT** in the story.

They are: Jews; a jar; Gentiles; fake gods; a bear; and a house.

Hold each of them up for the children to see as you identify them.

I need to know:

1. **Which four belong in the story and which two don't?**
2. **Who thanked God for saving them through Jesus?**

Read the assignment questions, THEN SAY,

"Ok, Deep Down Detectives! Put on your best listening ears and see if you can hear the answers to Detective Dan's questions. When I finish telling the story, we will see if we can answer all the questions."

Read the Bible Truth story, answer questions, present the gospel and lead in prayer.

Answers to questions; the gospel; and, ACTS prayer are included with the story text.

The Case of the Squabbling Brothers and Sisters *Romans**Story with lines separating paragraphs (text in bold, optional interaction cues in italics)*

Squibble, squabble, squibble squabble. The believers in the big city of Rome were fighting with each other.

At Priscilla and Aquila's house; and at Aristobulus' house. At Narcissus' house, and two other houses, little groups of believers gathered to worship God. They were all saved through Jesus. They were all part of God's family. And they should have been loving each other like sisters and brothers; but, they weren't! They were fighting with each other, instead. Squibble, squabble!

How do you think they were fighting each other? Hitting with their fists? Kicking with their legs?

What do you think?

No, they weren't hitting each other with their fists. No, they weren't kicking each other with their legs. But, oh, how they were fighting and hurting each other with the squibble-squabbling words that came out of their mouths!

What was all the fuss about? Well, it had to do with what kind of family you came from—a family of Jews or a family of Gentiles.

Jew and Gentile. Have you ever heard of those Bible family names? Let's find out what they are.

Some of the believers were Jews. They came from families who worshipped the LORD. They grew up learning the Bible and trying to obey its laws... ALL of them... and there were A LOT! (Laws is another word for rules.) Let me tell you about them.

There were...the Ten, Big Laws God gave them.

Can you remember the special name of the Ten, Big Laws?

The special name of these laws is the 10 Commandments. They were the LOVE laws. These laws told how to love God and love one another. That was the FIRST kind of laws that God gave the Jews to obey.

But there were more laws than just those! There was a SECOND kind of laws that God gave the Jews. These were the FRIENDSHIP WITH GOD laws. They told the Jews what worship gifts they needed to give to God when they disobeyed Him. These laws kept them in friendship with God.

But there were even more laws than those! There was a THIRD kind of laws that God gave the Jews. These were the LIVE TOGETHER laws. These told the Jews how to live their everyday lives--what clothes they should wear; what food they should eat; how to take care of sick people; what to do when they had arguments; and, other everyday things like that.

Wow! What a lot of laws God gave the Jews! But God had a good purpose for every one of them. These laws helped everyone know what God is like. And, they helped everyone see that the Jews were God's special people, living His way, and waiting for Him to send the Savior one day.

Story with lines separating paragraphs (text in bold, optional interaction cues in italics)

And at just the right time, God **DID** send the Savior--His Son, Jesus! Jesus lived a perfect life. He kept all of God's good laws. Then He suffered and died on the cross, giving His life as the final, perfect worship gift that paid for sins. On the third day, Jesus rose from the dead, showing that He had beaten sin and death for all who would turn away from their sins and trust in Him as their Savior. Jesus had made the way for us to be friends with God!

When these Jews heard the good news of Jesus, they were so happy! Here was the Savior they had been waiting for! He had paid for their sins! They trusted in Him as their Savior. Now they were God's people, saved through Jesus.

There is the special name for people who have Jesus as their Savior. Do you know what it is?

Can you tell me?

They are called Christians. And so now, these Jews weren't just Jews anymore. Now they were Christians.

But what should these Jewish Christians do with all those laws from God's Word? They had obeyed them for so long! Should they keep on obeying them now that Jesus had come? They thought about this A LOT!

Let's see... well, they **KNEW** they should keep on obeying God's Ten, Big, Love laws—the 10 Commandments. They still needed to keep on loving God and others, like the LOVE laws taught. That was clear.

And, they **KNEW** that Jesus had paid for their sins. His life had been the final worship gift. He gave them **FOREVER** friendship with God. So they did **NOT** have to keep the **FRIENDSHIP WITH GOD** laws anymore.

But what about all those **LIVE TOGETHER** laws? The ones about what Jews should eat and drink and do in their everyday lives? The Savior Jesus had come. Now they were Christians. Were they supposed to keep on living together like Jews, too?

Do you think God wanted them to keep those laws still?

Many of the Jews **LIKED** those **LIVE TOGETHER** laws. Actually they **LOVED** them. They didn't want to get rid of them...and they wanted everyone else to keep them, too. They thought that **EVERYONE** should become a Christian, saved through Jesus; but, they should keep on living together like Jews... **EVEN** the people who didn't grow up as Jews!

Uh oh, that might just cause a problem or two...especially for the believers who came from that **OTHER** kind of Bible family-- the Gentiles. Let me tell you about them.

Gentiles came from families who had **NOT** grown up knowing the Bible or keeping its laws—not the Ten, Big, Love laws or the Friendship with God laws, or even the Live Together laws. They had grown up worshipping fake gods. And actually, worshipping those fake gods meant doing some very bad things that disobeyed God's good laws--like the big, worship parties they held to honor them.

But when these Gentiles heard the good news of Jesus, they left their fake gods and their bad ways behind. They trusted in Jesus as their Savior and they wanted to live God's way now. They became Christians.

They gathered as a church with the Jewish believers. And as they listened to God's Word, they heard all about all those laws for the first time. Now everyone had a question...

Can you guess what the question was?

Story with lines separating paragraphs (text in bold, optional interaction cues in italics)

The question was: what should they--the people from Gentile families-- do with all of those laws?

Like the Jewish Christians, the Gentile Christians KNEW that they should obey God's Ten, Big, Love laws—the 10 Commandments. They still needed to keep on loving God and others, like those LOVE laws taught. That was clear.

And like the Jewish Christians, they KNEW that Jesus had paid for their sins. His life had been the final worship gift. He gave them FOREVER friendship with God. So they did NOT have to keep the FRIENDSHIP WITH GOD laws anymore.

But what about those LIVE TOGETHER laws? The laws that told the Jews how to live together. The Savior had come. Surely Gentiles didn't need to obey THOSE laws! Surely they didn't need to live like Jews to be Christians! That didn't make sense! They were saved through Jesus, not those laws! Nope. They would NOT obey the LIVE TOGETHER laws. No way!

And so came all of the squibble-squabbling.

"We're better than you, Gentiles," the Jewish Christians said. "Long ago, God chose US to be His special people through Abraham. He chose US to write down the Bible, His Word. He gave US the great promises about the Savior Jesus coming. Jesus came from OUR family. He was a Jew! God gave US His good laws—the LOVE laws and the FRIENDSHIP WITH GOD laws and the LIVE TOGETHER laws. All of them! We obey them and so should you! That's what God's people have always done," they told the Gentiles.

"You are NOT better than us!" the Gentile Christians squabbled back. "Yes, you're right. Long ago, you Jews WERE chosen to be God's special people. But now, many people from your family don't even believe in Jesus. Maybe we ARE just Gentiles. Maybe our families didn't come from God's special people, long ago. But we believe in the Savior Jesus NOW! And a lot more of US believe in Him than you, Jews! Look who God is choosing to make into His special people NOW— it's us, Gentiles. And we DON'T have to keep all of your Live Together Laws!" they squabbled back.

Far away in the city of Corinth, Paul heard about these squabbles. Paul had come from a Jewish family. He had grown up reading the Bible and learning God's laws. He had tried as hard as he could to keep them all, but he could never obey them as God required. Nope, if there was one thing Paul knew, it was only by trusting in Jesus as their Savior that ANYONE can be forgiven of their sins. That was the only way to become one of God's people. These believers needed to remember this; so, Paul decided to do something about it.

Can you guess what Paul did?

Paul wrote them a letter.

"Help me write to the believers in Rome," Paul asked his friend, Tertius. So Tertius got out his scroll and wrote down Paul's words:

**"Dear believers in Rome,
I thank God for saving you! I can't wait for the day when I will get to see you and we can encourage each other in our faith in God! God has given me the job of preaching to all of you--both Jews and Gentiles. One day, I hope to come and preach more of the good news of Jesus to you in Rome, face-to-face.**

Story with lines separating paragraphs (text in bold, optional interaction cues in italics)

I know you are squabbling about who comes from a better family—the Jews or the Gentiles. I know you are squabbling about the Live Together Laws from God’s Word. But remember: all people have sinned against God—both Jews and Gentiles. EVERYONE! None of us is righteous. None of us does what is good and never sins. NO ONE! We all deserve God’s punishment.

Jews: God may have chosen your family to write down His Word, the Bible. He may have given your family His laws to live by. But you couldn’t obey them all, could you? Nope! You were all law breakers! You needed a Savior to save you from your sins. Only Jesus could do that for you. Be thankful, not proud!

And you, Gentiles: Yes, maybe a lot more people from your Gentile families are trusting in Jesus as their Savior than the Jews these days, but it’s not because Gentiles are better than Jews. It’s only because God has been kind enough to save you through Jesus, too. Be thankful, not proud!

You are ALL part of God’s family. The Holy Spirit lives in ALL of you. Stop your squibble-squabbling! Love each other like sisters and brothers should! Use the gifts God has given each of you to care for each other and to show others how great God is!

Praise God together with me! He gives us everything we need through Jesus, our Savior!

Paul

Paul rolled up the letter and gave it to Phoebe to take to the believers in faraway Rome.

What happened when Paul’s letter was read to the believers in Rome? We don’t really know. The Bible doesn’t tell us. How Paul hoped it would help them remember that they ALL needed Jesus to be their Savior. How he hoped it would stop their squibble-squabbling over who is best and over those LIVE TOGETHER laws!

Paul wanted them to love God and love one another. He wanted them to live out the good news of Jesus together, and share it with others. And I hope that’s exactly what they did!

Cracking the Case: (story wrap-up for Listening Assignments)

It's time to see how we did with our Listening Assignment.

Detective Dan's Lesson #1 Listening Assignment:

I need to know:

To squabble means to argue about something.

1. Who were the brothers and sisters who were squabbling? The believers in Rome.

2. What were they squabbling about?

They were squabbling about who was best--the Jews or the Gentiles. And, if all believers should keep the Live Together laws of the Jews.

For You and Me:

Just like the believers in Rome, we need to remember that it is only through God's free gift of forgiveness through Jesus that anyone can become one of God's people. This can be His gift to us, too, if we turn away from our sins and trust in Jesus as our Savior.

Detective Dan's Lesson #2 Listening Assignment:**Our Bible Verse is Ecclesiastes 7:20, 29:**

"There is not a righteous man on earth who does what is right and never sins... This only have I found: God made mankind upright, but men have gone in search of many schemes."

I need to know:

1. What two kinds of families did the believers in Rome come from? From Jew and Gentile families.

2. What did they need to remember that would help them stop squabbling with each other? That none of them had been righteous. None of them had pleased God by their own, good works. They were saved only through the Savior, Jesus. That's what mattered. Not the Live Together laws.

For You and Me:

None of us can ever be good enough to please God. None of us would ever be able to know God or be His people on our own. But the good news is that Jesus did live a perfect life. He offered up His righteous to pay for the sins of God's people--all who turn away from their sins and trust in Jesus as their Savior. God loves to help us do this. Ask Him!

Detective Dan's Lesson #3 Listening Assignment:

I found six clues, but two of them are **NOT** in the story. They are: Jews; a jar; Gentiles; fake gods; a bear; and a house.

Hold each of them up for the children to see as you identify them.

I need to know:

1. Which four belong in the story and which two don't? The Jews; Gentiles; fake gods; and the house belong in the story. The jar and bear were not.

2. Who thanked God for saving them through Jesus?

Paul and the believers in Rome all thanked God for saving them through Jesus.

For You and Me:

God's people know that they could never live good enough lives to get to be God's people. They thank God for sending Jesus to pay for their sins when He suffered and died on the cross. Jesus can pay for our sins, too, if we turn away from our sins and trust in Him as our Savior. Then we can thank God for saving us and making us His people, too!

The Gospel (story wrap-up if NOT using Listening Assignments)**Our Bible Truth is:****What Is the Gospel?**

It's Salvation through Faith in Jesus Christ...

we have all disobeyed God and deserve His punishment!

Did you know that Paul's letter to those believers in Rome became part of God's Word, the Bible? Millions and millions of people have read his letter to those people in Rome and learned from them. Why, even you are learning from them today! What is the most important thing that we can learn from Paul's letter? It is that all of us are lawbreakers who have chosen to disobey God. We all need to turn away from our sins and trust in Jesus as our Savior. And if we do, God will forgive us and make us His dearly-loved people forever!

Close in prayer.

Closing ACTS Prayer

- A** God, we praise You for being the good God who hates sin.
- C** We confess that we have all rebelled against You and Your good ways. We have all chosen to live life our own way instead. We need a Savior!
- T** Thank You for not just being good, but for being merciful, too. Thank You for taking the punishment we deserve on Yourself that we might be saved. Thank You for offering us salvation through Jesus, when we repent of our sins and trust Jesus as our Savior.
- S** God, work in our hearts. Help us to turn away from living against You and Your good ways. Help us to trust in Jesus as our Savior. Help us to love You and know You. Help us to obey Your good laws.

In Jesus' name we pray. Amen.

Go to Lesson Plan, p.9 for the script to the rest of the lesson.

Deep Down Discussion Sheet

use with all THREE lessons

Use with all response activities for deeper learning



P.1

Questions to aid discussion of the key concepts and for use in games

Be familiar with these questions and answers. Look for opportunities to ask questions and discuss their answers, such as while the children work on their coloring pages, as part of their response games, or during play time. Remember: your goal isn't to ask all these questions or only talk to the children about these things. It is to be deliberate in having good conversations with them, however much or little you have.

<p>BIG QUESTION</p> <p>Meaning</p> <p>Discussion Questions</p>	<p>What is the Gospel? It's Salvation through Faith in Jesus Christ!</p> <p>Gospel means "good news." In the Bible, the gospel is the good news that God sent His Son Jesus to save sinners like you and me from the punishment we deserve for our sins. That salvation is ours when we turn from our sins and trust in Jesus as our own Savior.</p> <p><i>choose a few</i></p> <ol style="list-style-type: none"> 1. What is the gospel? <i>It's salvation through faith in Jesus!</i> 2. What does the word "gospel" mean? <i>It means "good news."</i> 3. Why is the gospel such good news? <i>It tells us how can forgive our sins and make us His people forever!</i> 4. Who do we need to have faith in? <i>Jesus.</i> 5. What did Jesus do so we can be saved? <i>He took the punishment for sin when He died on the cross.</i> 6. What does God want us to turn away from? <i>Our sins.</i> 7. What does it mean to turn away from our sins? <i>To say "no" to disobeying God and to want to obey Him, instead.</i> 8. Who can we ask to help us turn away from our sins and trust in Jesus? <i>God! He loves to help us when we ask Him.</i>
<p>BIBLE TRUTH</p> <p>Meaning</p> <p>Discussion Questions</p>	<p>It's Salvation through Faith in Jesus Christ...we have all disobeyed God and deserve His punishment!</p> <p>God is our good Creator. He made us with a spirit, so we can know and love Him. He is our good King. He gave us good laws that show us how to love Him and love each other. The most wonderful life we can have is knowing and loving God. We were made to know Him and to live as He wants us to live.</p> <p>But instead of choosing God and His wonderful way of life, we have all chosen to disobey Him and His good laws. We have chosen to live life our own, selfish way, instead. This is what the Bible calls "sin". Because God is good, He hates sin, and He will punish it. And oh, how terrible is God's punishment for sin! It is to live apart from Him and everything good forever! Every single one of us deserve this punishment for our sins.</p> <p>But God isn't only good; He's merciful, too. Merciful means treating us better than we deserve, and that's just exactly how God offers to treat us. Yes, our sins must be punished, but God has chosen to take that punishment on Himself. That's why He sent Jesus, His own dear Son, to earth. Jesus came to take the punishment we deserved for our sins when He suffered and died on the cross. God promises to forgive all who turn away from their sins and trust in Jesus as their Savior. That can even include you and me! Isn't God amazing? How great is God's love for us!</p> <p><i>choose a few</i></p> <ol style="list-style-type: none"> 1. Who is our good Creator? <i>God is.</i> 2. What did He give us so we can know and love Him? <i>A spirit.</i> 3. What do God's laws show us? <i>They show us how to love God and love others.</i> 4. Who has chosen to disobey God and His good laws? <i>We all have.</i> 5. What do we deserve because we have disobeyed God? <i>We deserve His punishment--to be separated from Him and everything good forever.</i> 6. Who did God send to take the punishment for our sins in our place? <i>He sent Jesus.</i> 7. What do we need to do if we want to receive God's forgiveness for our sins? <i>We need to turn away from our sins and trust in Jesus as our Savior. God loves to forgive our sins and make us His people when we do.</i>

Deep Down Discussion Sheet

use with all THREE lessons

P.2

Questions to aid discussion of the key concepts and for use in games

<p>THE GOSPEL</p>	<p>What is God’s good news for you and me? <i>The gospel!</i> God made all people—including you and me! And He made us to know Him, love Him and obey Him. He’s our good King. But sadly, we have all disobeyed Him and we deserve His punishment. How sad! But God is so merciful that He sent a Savior. His Son, Jesus! Jesus suffered and died on the cross. He offered up His perfect life to God to completely pay for the sins of God’s people. That includes us, when we turn away from our sins and trust in Jesus as our Savior. He loves to help us do this. Ask Him! How good is God to us!</p>
<p>BIBLE TRUTH BIBLE VERSE</p> <p>Meaning</p> <p>Discussion Questions</p> <p><i>choose a few</i></p>	<p>“There is not a righteous man on earth who does what is right and never sins... This only have I found: God made mankind upright, but men have gone in search of many schemes.” --Ecclesiastes 7:20,29</p> <p>Learn a Little: “There is not a righteous man on earth who does what is right and never sins.”</p> <p>In the beginning, God created the heavens and the earth. He created it all good. Oh, how wonderful was the love that those first people had for God! Oh, how wonderful it was to know Him and to obey Him! The big Bible word for loving God and living His good way is “righteous.”</p> <p>But that’s not the way things are now. Sadly, we all have chosen to disobey God. We want to do things our own way, not God’s good way. We make sneaky schemes and plan how we can get what we want or do what we want, instead of what God wants. Our hearts are not full of love for God or for others as they should be.</p> <p>No one is righteous anymore. No one, that is, except Jesus, God’s Son. God sent Jesus live a perfect, righteous life and give it as the payment for our sins. We can have Jesus’ righteousness and become one of God’s people, when we turn away from our sins and trust in Jesus as our Savior. God loves to help us do this. Ask Him!</p> <ol style="list-style-type: none"> 1. What was the world like in the beginning when God first created it? <i>It was good--all good.</i> 2. What did the first people (Adam and Eve) enjoy in the beginning? <i>They enjoyed knowing, loving and obeying God perfectly. They enjoyed being righteous.</i> 3. What is the big Bible word for loving God and living His good way? <i>Righteous.</i> 4. Who have all people chosen to disobey? <i>God and His good ways.</i> 5. Who do we want to please instead of God? <i>Ourselves.</i> 6. No one is righteous anymore, except for one person. Who is that? <i>Jesus.</i> 7. What was special about the life Jesus lived? <i>It was perfect. He never, ever disobeyed God.</i> 8. What did Jesus use His perfect life to do? <i>Jesus gave it up as the perfect payment for our sins. He wanted to save us so we could become God’s people.</i> 9. How can we be forgiven our sins and become one of God’s people? <i>By turning away from our sins and trusting in Jesus as our Savior.</i>
<p>BIBLE STORY</p> <p>Discussion Questions</p> <p><i>choose a few</i></p>	<p>The Case of the Squabbling Brothers and Sisters</p> <p><i>choose a few</i></p> <ol style="list-style-type: none"> 1. Who were the squabbling sisters and brothers? <i>God’s people in Rome.</i> 2. What were they arguing about? <i>They were arguing about who was best: the Jews or the Gentiles. They were arguing about if believers should keep the little rules of the Jews.</i> 3. How did Jews grow up? <i>They grew up as part of Abraham’s family. They grew up learning God’s Word and trying to keep all of the big and little rules of God’s law.</i> 4. How did Gentiles grow up? <i>They grew up worshipping other gods. They didn’t know God’s Word or keep the big and little rules of God’s laws.</i> 5. Who found out the believers in Rome were squabbling? <i>Paul did.</i> 6. Did Paul grow up as a Jew or a Gentile? <i>A Jew.</i> 7. How did Paul try to please God as he grew up as a Jew? Could he do it? <i>By keeping all of the big and little rules of God’s law. No, he could never keep all of God’s law, no matter how hard he tried.</i> 8. What did Paul learn was the only way that he (or anyone else) could be made right with God? <i>Only through trusting Jesus as his Savior.</i> 9. What did Paul remind the believers in Rome who had been Jews? <i>They weren’t better because they had grown up learning God’s Word and trying to keep His laws. They were still sinners who needed Jesus to be their Savior.</i> 10. What did Paul remind the believers in Rome from Gentile families? <i>To thank God for offering them salvation through Jesus.</i>

DEEP DOWN DETECTIVES

**Curriculum Resources
for Unit 3, Bible Truth 3:**



**What is the Gospel?
It's Salvation through Faith
in Jesus Christ...**

**God Sent Jesus to Pay for
the Sins of God's People!**

Session Prep (especially good for newbies!)

Pray!



Pray for the Holy Spirit to be at work in your and the children's hearts.

Review



If new to the curriculum, look at the **Getting Started with Deep Down Detectives section of the Core Curriculum book.** (p.5) It will be especially helpful to read through the Deep Down Detectives section of **The Praise Factory Tour: Extended Version Book.** This is a visual way to understand what goes on in the classroom. (A pdf of the book is found in the samples section on the website.)

Look through and Learn the Lesson



Read over **lesson plan.** Practice any **songs or action rhymes** you are using. Choose/make up motions to go with these. Choose less with younger children and more with older preschoolers. **Practice the lesson with the visual aids** and using the Big Question Box/Briefcase.

Read and Rehearse the Bible Story with Pictures



Read the Bible story from the Bible. Read the curriculum version. Practice telling it with the storyboard pictures. (If you have not previously laminated the story pictures, do that now.) Or, rehearse it from the Simple Story Scenes, if you are using those.

Let There Be Music



Download the music and listen to the songs. Choose which of the songs you will use with the children. If using live musicians, make sure they have the sheet music (Appendix A, Core Curriculum book).

Put the Props in Place



1. Prepare your Visual Aids. Put the Big Question, Unit Bible Truths, Bible Truth, Bible Verse, and Listening Assignment signs, as well as the Bible Story script in one side of the Bible folder.
2. Get out your storyboard. If using Simple Story Scenes, put these in your Bible Folder. Or, if using the individual storyboard figures, put all background pictures in place (they have a BG by the number). Put the rest of the storyboard pictures (these have a SB by the number) in order of use in the other side of the Bible folder.
3. Put the DDD Bible Folder as well as the Big Question sign in the Big Question Box/Briefcase and shut it. If your box/briefcase has locks and you want to use the unlocking the box as part of your session, lock it now....but make sure you have the key or know the code first.
4. Prepare the music CD or sheet music or mp3 device for use in your session.

Set Out Free Play Activities



Choose and set up free time activities you will use with the children. Choose a variety of different activities that will be enjoyed by different types of children. Rotate the activities you provide to keep them interesting and fresh to your children. (Suggestions in Appendix D, Core Curriculum books.)

Prepare Any Activities



Choose which (if any) of the Bible Truth games and crafts activities you want to use in the session. Bear in mind your time frame as well as the developmental abilities and attention span of your children as you decide which/how many to prepare. **Look over the Discussion Sheet** and choose a few questions you might use to spark discussion with the children as they do their activities (especially good for ages 3's+). Pray for God to give you opportunities to talk about these things with the children.

Let Them Take It with Them



Make copies of the craft/take home sheets, if you are not already using them as one of your activities. You may also want to make copies of the story (see take-home version of each story included in Appendix C with the other take home resources) to have for parents to use with their children at home. There's a link on each craft/take home sheet to the story, if you don't make hard copies.

Store It



After your session is over, collect the resources and store them for future use. This curriculum can be used over and over for years to come.

Unit 3: The Good News of God, the Gospel

UNIT OVERVIEW

Gospel means “good news.” In the Bible, the gospel is the good news that God sent His Son Jesus to save sinners like you and me from the punishment we deserve for our sins. That salvation is ours when we turn from our sins and trust in Jesus as our own Savior. Now that is good news indeed!

In this unit we will learn four ways the gospel is such good news.

UNIT BIBLE VERSE: John 3:16

“For God so loved the world that he gave his one and only Son, that whoever believes in him shall not perish but have eternal life.”

BIG QUESTION UNDER INVESTIGATION: What Is the Gospel?

ANSWER: It’s Salvation through Faith in Jesus Christ!

OPTIONAL Big Question 3 INTRODUCTION LESSON (Use Hide ‘n’ Seek Kids Unit 3 Material)

Story: The Case of the Stranger’s Very Good News *Acts 8:1-8*

Bible Verse: John 3:16

BIBLE TRUTH 1: God Made Us and We Should Obey Him (3 Lessons Available)

Story: The Case of the God Who Was Different *Acts 17:16-33*

Bible Verse: Psalm 100:1-4

BIBLE TRUTH 2: We Have All Disobeyed God and Deserve His Punishment (3 Lessons Available)

Story: The Case of the Squabbling Brothers and Sisters *Romans*

Bible Verse: Ecclesiastes 7:20,29

➔ BIBLE TRUTH 3: God Sent Jesus to Pay for the Sins of God’s People (3 Lessons Available)

Story: The Case of the Savior, from Start to Finish *Genesis, The Gospels*

Bible Verse: Psalm 119:18,72-73

BIBLE TRUTH 4: God Saves All Who Repent of Their Sins and Trust in Jesus as Their Savior

(3 Lessons Available)

Story: The Case of Cruddy Crete *Titus*

Bible Verse: Mark 1:15

Deep Down Detectives NIV Songs 3 Track Numbers

This is a listing of all songs mentioned in the unit curriculum. You may or may not choose to use all of the songs. They are listed in easy-reference order--NOT in the order used in the curriculum.

You may choose to simply burn a CD/load them onto an mp3 device in this order. Or, you may want to do what we do: choose the songs we want to use and create a play list of them in that order. Then, we burn a CD/upload the play list onto an mp3 device. A teacher only has to click forward to the next song, instead of hunting for the right track. The track number have been included as part of the title of each song, so teachers will still have a reference to the track number listed in the curriculum (same as those listed below), even if you change the order on your customized play list.

SONGS USED EVERY UNIT OF THE CURRICULUM

- 1 The Classroom Song v.1
- 2 The Classroom Song v.2
- 3 The Classroom Song v.3
- 4 The Classroom Song v.4
- 5 Deep Down Detectives Theme Song
- 6 The Classroom Rules Song
- 7 Let's Pray Song
- 8 The Big Question Box Song
- 9 The Bible Chant Song
- 10 ACTS Prayer Song (Short Version)
- 11 ACTS Prayer Song (Full Version)

Why the Extra Songs?

Deep Down Detectives is a curriculum used by a wide age-span of kids. Sometimes one of the other songs is a better fit for your kids. Or, you may simply want to teach them more songs on the same Bible Truth. Use as many or as few as you want.

UNIT 3: GOD'S GOOD NEWS, THE GOSPEL

- 12 Big Q & A 3 Song
- 13 Big Question 3 Song: What's the Gospel?
- 14 Big Question 3 Bible Verse Song: For God So Loved the World John 3:16
- 15 *Extra Big Question 3 Bible Verse Song: For God So Loved the World John 3:16 (version 2)*
- 16 *Extra Big Question 3 Bible Verse Song: For God So Loved the World John 3:16 (version 3)*
- 17 Big Question 3 Hymn: And Can It Be, v.1 Refrain
- 18 Big Question 3 Praise Song: I Have Decided to Follow Jesus

What Is the Gospel?

Salvation through Faith in Christ...

Bible Truth 1: God Made Us and We Should Obey Him

- 19 Bible Verse: Shout for Joy Psalm 100:1,2

Bible Truth 2: We Have All Disobeyed God and Deserve His Punishment

- 20 Bible Verse: There Is Not a Righteous Man Ecclesiastes 7:20,29

Bible Truth 3: God Sent Jesus to Pay for the Sins of God's People!

- 21 Bible Verse: He Was Pierced Isaiah 53:5

Bible Truth 4: God Saves All Who Repent of Their Sins and Trust in Jesus

- 22 Bible Verse: The Time Has Come Mark 1:15
 23 *Extra Bible Verse: Help Us, O God, Our Savior Psalm 79:9*

listen to or download songs for free at <https://praisefactory.org>: Deep Down Detectives Music page

Big Question 3, Bible Truth 3 Overview: Key Concepts

p.1

Unit 3: The Good News of God, the Gospel

Unit Big Question (and Answer): What Is the Gospel? It's Salvation through Faith in Jesus Christ!

Unit Bible Verse: "For God so loved the world that he gave his one and only Son, that whoever believes in him shall not perish but have eternal life." John 3:16

Bible Truth 3 Concept: Salvation through Faith in Jesus Christ...God Sent Jesus to Pay for the Sins of God's People!

What a mess we have made in God's good world! God is our good Maker and King, yet we have all chosen to disobey Him. Because God is good, He hates sin and He is right to punish our sins. We certainly deserve it! The punishment for sins is death--being separated from God and all His goodness forever. How sad!

But God is not only good; He is also very merciful. He treats us better than we deserve. That's why God, Himself, made a way for us to be forgiven our sins and to become His people. God sent His own, dear Son, Jesus, to live the perfect life of love and obedience that we should live, but never do. On the cross, Jesus offered His perfect life to God as the full payment for sins, for all who turn away from their sins and trust in Him as their Savior. Jesus suffered and died in our place. Then on the third day, Jesus rose up from the dead, showing that He had really beaten sin and death! Jesus can be our Savior, too, when we turn away from our sins and trust in Him as our Savior.

Bible Truth 3 Bible Verse: Isaiah 53:5-6

"But he was pierced for our transgressions, he was crushed for our iniquities; the punishment that brought us peace was upon him, and by his wounds we are healed. We all, like sheep, have gone astray, each of us has turned to his own way; and the LORD has laid on him the iniquity of us all."

Learn a Little: "The punishment that brought us peace was upon him."

Meaning

God is our good King and Creator and we should love and obey Him. But the sad news is that we all choose to disobey Him...and we all deserve His punishment.

Yes, we deserve His punishment, but God has loved us so much that He sent His Son, Jesus, to take the punishment that we deserve instead. Jesus lived a perfect life and chose to give it up to pay for our sins. On the cross, He suffered and died. He was pierced with nails in His hands and feet. He was pierced in His side with a sword. He took all of the punishment that we deserve from God for our sins so that we could be forgiven. Jesus made the way for us to have peace with God by suffering in our place.

Who did Jesus do this for? It is God's free gift to all who put their trust in Jesus as their Savior and choose to live for Him. This gift can be for you, too! Ask God to help you. He loves to answer this prayer!

Bible Truth 3 ACTS Prayer

- A** God, we praise You for being the good Creator and King of the world.
- C** God, we confess rebelling against You and Your good ways. Too many times we choose to live life our own way instead of Yours. We need a Savior!
- T** Thank You for being our good Creator and King. Thank You for making everything in the world for Your good purposes. Thank You for being so merciful to us! Thank You for offering us salvation through Jesus, when we repent of our sins and trust Jesus as our Savior.
- S** God, work in our hearts. Help us to turn away from disobeying You. Help us to trust in Jesus as our Savior. Help us to obey Your good ways and bring You glory. In Jesus' name we pray. Amen.

Big Question 3, Bible Truth 3 Overview: Key Concepts

p.2

Bible Truth 3 Story

The Case of the Savior, from Start to Finish

Genesis; The Gospels

Songs Used in Bible Truth 3

Big Question 3 Bible Verse Song: For God So Loved the World John 3:16

Extra Big Question 3 Bible Verse Song: For God So Loved the World John 3:16 (version 2)

Extra Big Question 3 Bible Verse Song: For God So Loved the World John 3:16 (version 3)

Big Question 3 Hymn: And Can It Be, v.1 Refrain

Big Question 3 Praise Song: I Have Decided to Follow Jesus

Bible Truth 3 Bible Verse Song: He Was Pierced Isaiah 53:5

listen to or download songs for free at <https://praisefactory.org>: Deep Down Detectives Music page

1. GETTING STARTED



= follow the stars for a short & simple lesson plan

<p>Intake Activity Ideas</p>	<p>Choose one of these open-ended activities to include children as they join the class:</p>	
<p>Free Play Time <i>suggestions in Appendix D</i></p>	<p>★ Offer your own or some of the easy-to-make, free play activities suggested in Appendix D.</p>	
<p>OR Sing-along Music Time <i>lyrics and sheet music, Appendix A</i> <i>listen to or download songs for free at https://praisefactory.org:Deep Down Detectives Music page</i></p>	<p>Music from Deep Down Detectives (DDD) NIV Songs 3: Big Q & A 3 Song <i>DDD NIV Songs 3, track 12</i> Big Question 3 Song <i>DDD NIV Songs 3, track 13</i> Big Question 3 (Unit) Bible Verse Song: For God So Loved the World John 3:16 <i>DDD NIV Songs 3, track 14</i> Extra Big Question 3 (Unit) Bible Verse Song: For God So Loved the World John 3:16 <i>DDD NIV Songs 3, track 15</i> Extra Big Question 3 (Unit) Bible Verse Song: For God So Loved the World John 3:16 (version 3) <i>DDD NIV Songs 3, track 16</i> Big Question 3 Hymn: And Can It Be, v.1 Refrain <i>DDD NIV Songs 3, track 17</i> Big Question 3 Praise Song: I Have Decided to Follow Jesus <i>DDD NIV Songs 3, track 18</i> Bible Truth 3 Bible Verse Song: He Was Pierced Isaiah 53:5 <i>DDD NIV Songs 3, track 21</i></p>	<p><i>Add more fun to Sing-along Music Time by adding a Music, Movement & Memory Activity. These activities are listed on p.10 of this lesson plan with the Response Activities. Instructions found in Appendix B.</i></p>
<p>OR Bible Verse Memory Game <i>instructions found in Appendix B</i></p>	<p>Lesson 1 Game: Block Clapping Lesson 2 Game: Meet, Greet and Keep It Up Lesson 3 Game: Bean Bag Catch <i>These activities are also included on p.10 of this lesson plan with the Response Activities.</i></p>	
<p>2. OPENING CIRCLE TIME (introduce the Bible Truth and tell the related Bible story)</p>		
<p>Gathering the Children <i>lyrics and sheet music, Appendix A</i></p>	<p><i>Sing verse 1 of The Classroom Song to gather the children for Circle Time.</i></p> <p>The Classroom Song, verse 1 <i>DDD NIV Songs 3, track 1</i> Let's gather together to worship God, Let's gather together to worship God, Let's gather together to worship God, Come gather here with me!</p>	
<p>Welcome to Deep Down Detectives</p>	<p>★ "Welcome to Deep Down Detectives. We're so glad you've joined us! Detectives are people who look for answers to questions. In Deep Down Detectives, we look for answers to big questions about God. We dig deep down in the truths of God's Word to find them."</p>	

2. OPENING CIRCLE TIME, continued



= follow the stars for a short & simple lesson plan

<p>Deep Down Detectives Theme Song</p>	<p>"Let's sing our Deep Down Detectives Theme Song."</p>	<p>DDD NIV Songs 3, track 5</p>
<p><i>Lyrics and sheet music, Appendix A</i></p>	<p>★ Deep Down Detectives Theme Song We're Deep Down Detectives, diggin' deep in God's Word, For truths about God and His plans for this world, We're seeking to love Him, with all of our heart, We're Deep Down Detectives! Come on! Let's start!</p>	
<p>Classroom Rules Song</p>	<p>There are two very important things that Deep Down Detectives do together: we worship God and we love one another. Our Classroom Rules Song reminds us how we should act. Let's sing it."</p>	
<p><i>Lyrics and sheet music, Appendix A</i></p>	<p>Classroom Rules Song Shh, be quiet while someone is talking, Raise your hand, if you have something to say, Don't touch your friend, sitting beside you, Obey your teachers, Be kind as you play. These are our classroom rules, These are our classroom rules, They help us worship God and love one another, These are our classroom rules.</p>	<p>DDD NIV Songs 3, track 6</p>
<p>Opening Prayer Time</p>	<p>"Children, we need God's help to keep these rules. Let's ask Him to help us right now. Let's get ready and pray."</p>	
<p><i>Lyrics and sheet music, Appendix A</i></p>	<p>Let's Pray 1-2-3! Fold your hands, Bow your head, Close your eyes. Let's pray! (<i>repeat</i>)</p> <p>"Let's pray:"</p> <p>★ Opening Prayer Dear Lord, We're so glad to get to gather together to worship You! Please help us keep the classroom rules. Please help us to love You and learn about You today. In Jesus' name we pray. Amen.</p>	<p>DDD NIV Songs 3, track 7</p>

2. OPENING CIRCLE TIME, continued



= follow the stars for a short & simple lesson plan

Reveal the Big Question
Introduce the Big Question Box/Briefcase

lyrics and sheet music, Appendix A

“Detectives INVESTIGATE things. That means they ask questions and look for answers. Deep Down Detectives investigate big questions about God. The Big Question we are investigating today is right inside our Big Question Box/Briefcase.

The Big Question Box Song

DDD NIV Songs 3, track 8

We’ve got a big box,
All closed up and locked,
Filled with the truths of God’s Word.

We’ve got a brief case,
There’s no time to waste,
Come on, kids, let’s open it up!

The Big Question under Investigation

VISUAL AID



of BQB

Big Question & Answer Sign, front side

**found in the DDD Unit 3 Visual Aids, NIV Book*

Ok, who would like to open for me and pull out the Big Question?”

Choose a child to open the box/briefcase, take out the Big Question and hand it to you, then hold up the Big Question sign for all the children to see, and say:



The Big Question we are investigating today is Big Question Number 3:

What is the Gospel?

and the Answer is:

It’s Salvation through Faith in Jesus Christ!

Big Question Meaning



Gospel means “good news.” In the Bible, the gospel is the good news that God sent His Son Jesus to save sinners like you and me from the punishment we deserve for our sins. That salvation is ours when we turn from our sins and trust in Jesus as our own Savior. Now that is good news indeed!

Big Question Songs

“Let’s sing our Big Question Song:

Big Q & A 3 Song



Big Q & A 3 Song

DDD NIV Songs 3, track 12

(adapted version of “Oh, My Darlin’ Clementine”)

lyrics and sheet music, Appendix A

What’s the gospel?
What’s the gospel?
Can you tell me what it is?
It’s salvation through faith in Jesus,
That’s what the gospel is. (repeat)

2. OPENING CIRCLE TIME, continued

★ = follow the stars for a short & simple lesson plan

Learning about the Big Question



Repeat the Big Question and Answer again:

"What Is the Gospel? It's Salvation through Faith in Jesus Christ!"

Say: "Hmmm, I wonder what that means... Let's do our action rhyme/sing our song that explains it."

Then do the action rhyme /sing song using any of the optional motions suggested, if desired.

Big Question (Action Rhyme) Song

lyrics and sheet music, Appendix A

★ Big Question 3 Action Rhyme/ Song

DDD NIV Songs 3, track 13

Refrain:

What is the gospel?

G-O-S-P-E-L?

What is the gospel?

Can anybody tell me?

What is the gospel?

Yes, I know what it is!

Salvation through faith in Christ,

That's what the gospel is.

"G" is for God, our good King and Creator,

O, we should obey Him,

but instead we're disobeyers,

So S, we need a Savior to save us from our sins,

That Savior is Jesus, who "P" took the punishment.

Yes, Jesus died upon the cross,

the perfect sacrifice,

Then on Day Three, He rose again

To prove He'd won the fight,

And now "E" everyone who repents

and believes in Him,

He gives "E-L" eternal life:

forever life with Him. *Refrain*

(POSSIBLE ACTIONS)

Make question gesture with your arms (arms bent and palms facing upward)

Point out to others in a arc movement

Point up to God

Make a grumpy face

Use your index fingers to make a cross

Use your index fingers to make a cross

Hold up three fingers, then straighten arm up and point up with one finger

Make prayer hands

Raise hands and waggle them back and forth (celebrating)

2. OPENING CIRCLE TIME, continued



= follow the stars for a short & simple lesson plan

Learning the Bible Truth

VISUAL take out

AID



of BQB

VISUAL AID

All the Bible Truths Sign

★ "It's salvation through faith in Jesus Christ" is a good beginning, but there's so more to learn. So it's time for us to dig down even deeper for more answers to our Big Question about God. We're going to be learning **FOUR** Bible truths that all tell us more about the wonderful good news of God--the gospel.

Who would like to hand me the picture with our four Bible truths on it? It's in the Big Question Box/Briefcase." *Choose a child to get it and hand it to you, then hold it up and show them the pictures of the four truths they will be learning.*

Bible Truth Clue

VISUAL take out

AID



of BQB

Bible Truth Clue Sign,

front side

VISUAL AID

★ *After everyone has had a good look, say...*

"Ok, we've learned two truths about the gospel. They are: "God made us and we should obey Him" and, "We have all disobeyed God and deserve His punishment" (point to pictures as you identify each Bible Truth). Now let's look at our Bible Truth Clue sign and see if we can figure out which of these four truths we will be learning about today. Who would like to get it out of the Big Question Briefcase for me?"

Choose a child to open the briefcase, take out the Bible Truth Clue sign and hand it to you. Hold up the front side for the children to see. Cover up the answer, written along the bottom, and say:

"What Is the Gospel?

It's Salvation through Faith in Jesus Christ...

God sent ???? to pay for the sins of God's people!"

Hint

We're missing one word. Here's the hint to what the missing word is. It says: "What's the name of God's Son?"

Can you guess? It's "Jesus."

So the Bible Truth we are learning today is:

(uncover answer from bottom of sign, show it to them and say:)

★ **"What Is the Gospel?**

It's Salvation through Faith in Jesus Christ...

God sent JESUS to pay for the sins of God's people!"

Bible Truth Meaning

★ And here is what this Bible Truth means: *(read the meaning off of the back of the sign, say:)*

What a mess we have made in God's good world! God is our good Maker and King, yet we have all chosen to disobey Him. Because God is good, He hates sin and He is right to punish our sins. We certainly deserve it! The punishment for sins is death--being separated from God and all His goodness forever. How sad!

But God is not only good; He is also very merciful. He treats us better than we deserve. That's why God, Himself, made a way for us to be forgiven our sins and to become His people. God sent His own, dear Son, Jesus, to live the perfect life of love and obedience that we should live, but never do. On the cross, Jesus offered His perfect life to God as the full payment for sins, for all who turn away from their sins and trust in Him as their Savior. Jesus suffered and died in our place. Then on the third day, Jesus rose up from the dead, showing that He had really beaten sin and death! Jesus can be our Savior, too, when we turn away from our sins and trust in Him as our Savior.

2. OPENING CIRCLE TIME, continued

★ = follow the stars for a short & simple lesson plan

Learning the Bible Verse

"And how do I know this is true? God tells me so in His special book, the Bible."

The Bible Chant Song

Say or sing the Bible Chant Song.

lyrics and sheet music, Appendix A

The Bible Chant Song

DDD NIV Songs 3, track 9

The Bible, the Bible,
Let's get out the Bible.
Let's hear what God has to say.
The Bible, the Bible,
God's given us the Bible.
It's His Word for us to learn and obey! Yay!

Bible Verse

DDD 3.3 Bible Verse-front side (in the DDD Bible folder)

VISUAL AID Place verse in take out

#4 DDD Bible Folder of BQB

"Who would like to get our Bible folder out of the Big Question Briefcase for me?"

Choose a child to open the briefcase, take out the "Bible" folder and hand it to you. Remove the Bible Verse Picture from the "Bible" folder and hold it up for all the children to see, then say:

Isaiah 53:5-6 tells us:

★ **Isaiah 53:5-6**

"But he was pierced for our transgressions, he was crushed for our iniquities; the punishment that brought us peace was upon him, and by his wounds we are healed. We all, like sheep, have gone astray, each of us has turned to his own way; and the LORD has laid on him the iniquity of us all."

Learn a Little: "The punishment that brought us peace was upon him."

*found in the DDD Unit 3 Visual Aids, NIV Book

Bible Verse Meaning

★ **What does that mean?**

God is our good King and Creator and we should love and obey Him. But the sad news is that we all choose to disobey Him...and we all deserve His punishment.

Yes, we deserve His punishment, but God has loved us so much that He sent His Son, Jesus, to take the punishment that we deserve instead. Jesus lived a perfect life and chose to give it up to pay for our sins. On the cross, He suffered and died. He was pierced with nails in His hands and feet. He was pierced in His side with a sword. He took all of the punishment that we deserve from God for our sins so that we could be forgiven. Jesus made the way for us to have peace with God by suffering in our place.

Who did Jesus do this for? It is God's free gift to all who put their trust in Jesus as their Savior and choose to live for Him. This gift can be for you, too! Ask God to help you. He loves to answer this prayer!

2. OPENING CIRCLE TIME, continued

= follow the stars for a short & simple lesson plan

**Bible Verse
Song***lyrics and sheet music,
Appendix A*

We've said our Bible verse, now let's sing it!

He Was Pierced: Isaiah 53:5*DDD NIV Songs 3, track 21*





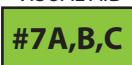


He was pierced, He was pierced,
 He was pierced for our transgressions,
 He was crushed, He was crushed,
 He was crushed for our iniquities.

The punishment for our peace was upon Him, upon Him,
 And by His wounds, we are healed, we are healed.

He was pierced, He was pierced,
 He was pierced for our transgressions,
 He was crushed, He was crushed,
 He was crushed for our iniquities.
 Isaiah Fifty-three, verse five.

2. OPENING CIRCLE TIME, continued

★ = follow the stars for a short & simple lesson plan

<p>Getting into the Case</p>	<p>"Now it's time to do a bit more deep down investigating. Let's see what Detective Dan wants us to help him figure out. Would someone like to get it out for me?"</p>
<p>Listening Assignments</p> <p>Place in  take out  of BQB</p>	<p>NOTE: Listening assignments are most suitable for ages 3+. Skip straight to the Bible story (see bottom of this page), if working with 2 year olds.</p> <p>"Let's open up our listening assignment and see what we are supposed to figure out today.</p> <p><i>Choose a child to take out the Listening Assignment (from the DDD Bible Folder) and hand it to you. Read Detective Dan's letter to the children that includes the listening assignment. The listening assignments are summarized below:</i></p>
<p>VISUAL AID</p> <p></p> <p>DDD Unit 3 Visual Aids, NIV</p>	<p>Detective Dan's Lesson #1 Listening Assignment:</p> <p>I need to know:</p> <ol style="list-style-type: none"> 1. Who was the Savior? 2. When did the promise of a Savior start? When did it finish?
<p>VISUAL AID</p> <p></p> <p>DDD Unit 3 Visual Aids, NIV</p>	<p>Detective Dan's Lesson #2 Listening Assignment:</p> <p>Our Bible Verse is Isaiah 53:5-6:</p> <p>"But he was pierced for our transgressions, he was crushed for our iniquities; the punishment that brought us peace was upon him, and by his wounds we are healed. We all, like sheep, have gone astray, each of us has turned to his own way; and the LORD has laid on him the iniquity of us all."</p> <p>I need to know:</p> <p>Transgressions and iniquities are other words for sin.</p> <ol style="list-style-type: none"> 1. Whose transgressions and iniquities deserved God's punishment in our story? 2. Who came to take God's punishment for them?
<p>VISUAL AID</p> <p></p> <p><i>*Listening Assignment #3 includes the Assignment Sheet, plus 6 clue pictures*</i></p> <p>DDD Unit 3 Visual Aids, NIV</p>	<p>Detective Dan's Lesson #3 Listening Assignment:</p> <p>I found six clues, but two of them are NOT in the story. They are: a tree; a lamp; a garden; a cave-grave; a bed; and, a man named Abraham. <i>Hold each of them up for the children to see as you identify them.</i></p> <p>I need to know:</p> <ol style="list-style-type: none"> 1. Which four belong in the story and which two don't? 2. Which one did the Savior use to prove He had won? What do we thank Him for beating?
<p>Tell the Bible Story</p> <p>Place story & pics in  take out  of BQB</p> <p>DDD Unit 3 Visual Aids, NIV</p> <p>Story text included in this book right after this lesson plan and in Visual Aids book</p>	<p>★ Then say. "Ok, Deep Down Detectives! Put on your best listening ears and see if you can hear the answers to Detective Dan's questions. When I finish telling the story, we will see if we can answer all the questions."</p> <p>★ Bible Story: The Case of the Savior, from Start to Finish <i>Genesis, The Gospels</i></p> <p><i>Read the Bible Truth story, putting up the Storyboard Pictures/holding up the Story Scenes as you tell it. Then have the children answer the listening assignment, present the gospel and lead in prayer.</i></p> <p><i>*Answers to questions, the gospel and ACTS prayer are included with the story text.*</i></p>

2. OPENING CIRCLE TIME, continued

★ = follow the stars for a short & simple lesson plan






<p>Story Response Song(s)</p> <p>Hymn</p> <p><i>lyrics and sheet music, Appendix A</i></p>	<p><i>As attention span and time allow, you might want to end with one of the following songs which also tie in with the unit. If desired, use the Music and Movement activity ideas while singing (listed with the Response Activities).</i></p> <p>And Can It Be <i>DDD NIV Songs 3, track 17</i></p> <p>Refrain</p> <p>Amazing love, how can it be? That thou, my God, should die for me? Amazing love, how can it be? That thou, my God, should die for me?</p> <p>Tie-in: "God's love is amazing! How He loves His people! They deserved the full punishment for their sins. They deserved to die and be separated from God forever. But Jesus came to die for the sins of all who would ever turn from their sins and trust in Him as their Savior. He died in their place. He took their sins, so that they could be forgiven and live as God's people forever. When we turn from our sins and trust in Jesus as our Savior, then His death pays for our sins, too. We, too, can know God now in our hearts; and one day, go to live with Him forever."</p>
--	--

<p>Praise Song</p> <p><i>lyrics and sheet music, Appendix A</i></p>	<p>Praise Song: I Have Decided to Follow Jesus <i>DDD NIV Songs 3, track 18</i></p> <p>I have decided to follow Jesus, I have decided to follow Jesus, I have decided to follow Jesus, No turning back, no turning back.</p> <p>Tie-in: "God offers to forgive our sins when we turn away from a life of disobeying Him and trust in Jesus as our Savior. He gives us eternal life and makes us His people. God's people love God and want to please Him. Every day they ask God to help them to follow Jesus in how they live. They want to love God and others the way Jesus did. God loves to answer this prayer. He promises to send the Holy Spirit to help them do this."</p>
--	--

3. TAKING ACTION: Response Activities *(choose from among these activities)*

<p>Transition to Activities</p>	<p>★ "Well, Deep Down Detectives, you've done a great job diggin' deep down for answers in the truths of God's Word. Now it's time to enjoy some activities."</p> <p><i>Tell children what activity/s you are providing for them: either free play or some of the response activities listed below. When you are ready to dismiss them, use this song to help the children transition in an orderly fashion to their next activity.</i></p>
<p>Classroom Song, verse 2</p> <p><i>lyrics and sheet music, Appendix A</i></p>	<p>"Children, let's sing our Time to Play Song. When we are finished you may get up and walk over to our next activity."</p> <p>Classroom Song, verse 2 <i>DDD NIV Songs 3, track 2</i></p> <p>We've gathered together to worship God, We've gathered together to worship God, And now it's time to play.</p> <p><i>Dismiss the children to whatever activities you have prepared for them to do.</i></p>

3. TAKING ACTION: Response Activities (choose from among these activities) ★ = short & simple lesson plan

<p>Response Activities</p>	<p>Choose one or more activities appropriate for your children, based on classroom time and developmental needs. Add the Discussion Sheet to any activity for deeper learning. ★</p>
<p>Bible Verse Memory Game</p> <p><i>game directions, Appendix B</i></p>	<p>Though listed with the opening activities, you may choose to use this Bible verse game here instead (or as a repeat).</p> <ul style="list-style-type: none"> • Lesson 1 Game: Block Clapping • Lesson 2 Game: Meet, Greet and Keep It Up • Lesson 3 Game: Bean Bag Catch <p><i>Use the Discussion Sheet with this activity for even deeper learning</i> ★</p>  <p>Discussion Questions</p>
<p>Music, Movement & Memory Activity</p> <p><i>game directions, Appendix B</i></p>	<p>A music activity that uses the songs from the Bible Truth and Big Question unit.</p> <ul style="list-style-type: none"> • DDD Songs for this Bible Truth, plus: • Lesson 1 Activity: Jingle Bell Hands • Lesson 2 Activity: Big Voice, Little Voice • Lesson 3 Activity: Sing, Dance and Fall Down <p><i>Use the Discussion Sheet with this activity for even deeper learning</i> ★</p>  <p>Discussion Questions</p>
<p>Bible Story Review Game</p> <p><i>game directions, Appendix B</i></p>	<p>A game that uses the storyboard pictures from the story to review the story.</p> <ul style="list-style-type: none"> • Lesson 1 Game: Can You Remember? • Lesson 2 Game: Clothespin Line Up and Drop • Lesson 3 Game: Deep Down Detectives Clue Hunt <p><i>Use the Discussion Sheet with this activity for even deeper learning</i> ★</p>  <p>Discussion Questions</p>
<p>Coloring Pages/ Take Home Sheets</p> <p><i>in Appendix C</i></p> <p>★</p>	<p>A coloring page related to the lesson assignment question is provided for each lesson. On the back of each are the key concepts, a few questions and a song for parents to use with their children.</p> <p>NOTE: Upgrade your coloring sheet to a more interesting craft by offering simple embellishments, such as jiggly eyes, craft sand, glitter, glitter glue, colored paper dots (made with a hole punch), fabric scraps, etc. Make cut-to-size glued-on clothes, hair, etc for characters by using a copy of the coloring sheet, cutting out the selected portions and making them the patterns for whatever you want to cut out of fabric, paper, foil, etc.</p> <ul style="list-style-type: none"> • Lesson 1 Coloring Sheet Emphasis: Bible Truth • Lesson 2 Coloring Sheet Emphasis: Bible Verse • Lesson 3 Coloring Sheet Emphasis: ACTS Prayer <p><i>Use the Discussion Sheet with this activity for even deeper learning</i> ★</p>  <p>Discussion Questions</p>
<p>Extra Crafts: Big Question Craft</p> <p><i>in Appendix C</i></p> <p>Bible Verse Craft</p> <p><i>in Appendix C</i></p> <p>Bible Story Puzzle</p> <p><i>in Appendix C</i></p>	<p>These crafts are slightly more complex than the coloring/take home sheets:</p> <p>The Bible Concept Go-and-Tell Craft is a craft that summarizes the Bible concept and includes the Bible verse is included for those desiring more than a coloring sheet. This more complex craft will involve gluing, sticking, etc. Can be used at any time.</p> <p>The Bible Story Coloring Sheet provides a tie in between the Bible story and the Bible truth they are learning.</p> <p>The Storyboard Picture Placement Page has been made into a puzzle that can be cut out and re-assembled by the children. This provides a nice summary of the story.</p> <p><i>Use the Discussion Sheet with these activities for even deeper learning</i> ★</p>  <p>Discussion Questions</p>
<p>Free Play Activities ★</p> <p><i>ideas in Appendix D</i></p>	<p>Offer your own or some of the easy-to-make, free play activities suggested in Appendix D.</p>

4. CLOSING CIRCLE TIME *(End-of-session activities for the last 5-10 minutes of class time)*

★ = short & simple lesson plan

<p>Transition to Closing Circle</p> <p>Classroom Song, verse 3</p> <p><i>lyrics and sheet music, Appendix A</i></p>	<p><i>Use this song to help the children transition in an orderly fashion. Start singing this song and ask the children to gather with you for Closing Circle Time.</i></p> <p>Classroom Song, verse 3 <i>DDD NIV Songs 3, track 3</i></p> <p>It's time to get ready to go and tell, It's time to get ready to go and tell, Come gather here with me.</p>
<p>Closing Circle Time</p> <p>Classroom Song, verse 4</p> <p><i>lyrics and sheet music, Appendix A</i></p>	<p><i>When children are settled in the circle, say:</i></p> <p>"It's almost time for your parents to come pick you up. And do you know what that means? It means.... (draw this out to build anticipation and excitement)...that it's almost time to go home and....it's almost time to...Go and Tell! We have learned some big news about God today. God wants us to take and tell it to the whole world!"</p> <p>Classroom Song, verse 4 <i>DDD NIV Songs 3, track 4</i></p> <p>So what's our big news to go and tell, So what's our big news to go and tell, Can you tell me now?</p>
<p>Big News to Tell Big Question 3</p> <p>VISUAL AID</p> <p>#1</p> <p><i>*found in the DDD Unit 3 Visual Aids, NIV Book</i></p> <p><i>lyrics and sheet music, Appendix A</i></p> <p>Big Question 3, Bible Truth 3</p> <p>VISUAL AID</p> <p>#3</p>	<p>"Let's see....there's so much big news to tell! There's so much we've learned!</p> <p>First of all, can you tell me the answer to our Big Question: "What is the gospel?" <i>Hold up the Bible Truth Clue Picture.</i></p> <p>Say the answer with me: "It's salvation through faith in Jesus Christ!"</p> <p><i>(If desired, you can sing one/both of the Big Question songs.)</i> <i>DDD NIV Songs 3, tracks 12,13</i></p> <p>And what's one way He does this? What did we learn? <i>Point to the picture.</i></p> <p>God sent Jesus to pay for the sins of God's people!</p> <p>"And how do I know this is true? Can you tell me? Say it with me: "The Bible tells me so!" That's right!</p>
<p>Big Question 3 Bible Truth 3 Bible Verse</p> <p>VISUAL AID</p> <p>#4</p> <p><i>*found in the DDD Unit 3 Visual Aids, NIV Book</i></p> <p><i>lyrics and sheet music, Appendix A</i></p>	<p>We learned: Isaiah 53:5-6</p> <p>"But he was pierced for our transgressions, he was crushed for our iniquities; the punishment that brought us peace was upon him, and by his wounds we are healed. We all, like sheep, have gone astray, each of us has turned to his own way; and the LORD has laid on him the iniquity of us all."</p> <p>Learn a Little: "The punishment that brought us peace was upon him."</p> <p>What It Means: God is our good King and Creator and we should love and obey Him. But the sad news is that we all choose to disobey Him...and we all deserve His punishment.</p> <p>Yes, we deserve His punishment, but God has loved us so much that He sent His Son, Jesus, to take the punishment that we deserve instead. Jesus lived a perfect life and chose to give it up to pay for our sins. On the cross, He suffered and died. He was pierced with nails in His hands and feet. He was pierced in His side with a sword. He took all of the punishment that we deserve from God for our sins so that we could be forgiven. He made the way for us to have peace with God by suffering in our place.</p> <p><i>(If desired, you can sing the Bible verse song.)</i> <i>DDD NIV Songs 3, track 21</i></p>

4. CLOSING CIRCLE TIME, continued



= follow the stars for a short & simple lesson plan

<p>Closing ACTS Prayer Time</p> <p>ACTS Prayer Chant</p> <p><i>lyrics and sheet music, Appendix A</i></p>	<p><i>Let's ask God to help us to remember this and even tell others this good news. Let's get ready and pray our ACTS prayer.</i></p> <p><i>And what does ACTS mean? Let's sing/say our ACTS Prayer Chant!</i></p> <p>ACTS Prayer Chant Song <i>DDD NIV Songs 3, tracks 10,11</i></p> <p>A, Adoration, God, we praise You! C, Confession, Forgive us our sins. T, Thanksgiving, Thank You for Jesus, S, Supplication, Help us to live like Him.</p> <p style="text-align: right;">That's the ACTS prayer, my friend, Bow your head, Close your eyes, Shhh, Let's begin.</p>
<p>Closing ACTS Prayer</p>	<p>"Let's pray!"</p> <p><i>Lead the children in the ACTS prayer for this Bible Truth.</i></p> <p>A God, we praise You for being the good Creator and King of the world.</p> <p>C God, we confess rebelling against You and Your good ways. Too many times we choose to live life our own way instead of Yours. We need a Savior!</p> <p>T Thank You for being our good Creator and King. Thank You for making everything in the world for Your good purposes. Thank You for being so merciful to us! Thank You for offering us salvation through Jesus, when we repent of our sins and trust Jesus as our Savior.</p> <p>S God, work in our hearts. Help us to turn away from disobeying You. Help us to trust in Jesus as our Savior. Help us to obey Your good ways and bring You glory.</p> <p>In Jesus' name we pray. Amen.</p>
<p>5. TAKING IT HOME <i>(Take Home Sheet)</i></p>	
<p>Clean up and Dismissal</p>	<p>★ <i>"Now it's time to work together and clean up."</i> <i>Have the children join you in cleaning up the room.</i></p>
<p>Coloring Pages/ Take Home Sheets</p> <p><i>in Appendix C</i></p>	<p>★ <i>Give out the craft/take home sheet and any other papers from the session, as you dismiss children from class.</i></p> <p><i>(Reminder: The back side of the coloring page is the take home sheet for each lesson.)</i></p>
<p>Bible Story to Take-Home</p> <p><i>in Appendix C</i></p>	<p>You may also want to include a copy of the story along with the take home sheet. (However, each coloring sheet/take home sheet includes a note to parents telling where they can download the story from the Parent Resources section on the website.)</p>

The Case of the Savior, from Start to Finish*Genesis, The Gospels***Story-telling Tips**

Ahead of time:

1. Read the Bible verses and story. Pray!
2. Choose story action cues and prepare storyboard figures/Story Scenes, if using. (In Visual Aids book)
3. Practice telling story with the storyboard figures/Story Scenes, timing your presentation. Shorten, if necessary.

During your presentation:

1. Maintain as much eye contact as possible as you tell the story.
2. Put up storyboard figures/add story action cues/hold up Story Scenes as you tell the story. Allow the children to help you put them on the board, if desired.
3. Include the children in your story with a few questions about what they think will happen or words/concepts that might be new to them.
4. Watch the kids for signs that their attention span has been reached. Shorten, if necessary.

INTRODUCTION/ LISTENING ASSIGNMENTS (Optional)**“Our story is called: The Case of the Savior, from Start to Finish. Here is your listening assignment...”***Read the assignment for your lesson using Detective Dan’s Listening Assignment sign or the text below:***Detective Dan’s Lesson #1 Listening Assignment:****I need to know:**

1. Who was the Savior?
2. When did the promise of a Savior start? When did it finish?

Detective Dan’s Lesson #2 Listening Assignment:**Our Bible Verse is Isaiah 53:5-6**

“But he was pierced for our transgressions, he was crushed for our iniquities; the punishment that brought us peace was upon him, and by his wounds we are healed. We all, like sheep, have gone astray, each of us has turned to his own way; and the LORD has laid on him the iniquity of us all.”

I need to know:

Transgressions and iniquities are other words for sin.

1. Whose transgressions and iniquities deserved God’s punishment in our story?
2. Who came to take God’s punishment for them?

Detective Dan’s Lesson #3 Listening Assignment:

I found six clues, but two of them are NOT in the story.

They are: a tree; a lamp; a garden; a cave-grave; a bed; and, a man named Abraham.

Hold each of them up for the children to see as you identify them.

I need to know:

1. Which four belong in the story and which two don’t?
2. Which one did the Savior use to prove He had won? What do we thank Him for beating?

Read the assignment questions, THEN SAY,

“Ok, Deep Down Detectives! Put on your best listening ears and see if you can hear the answers to Detective Dan’s questions. When I finish telling the story, we will see if we can answer all the questions.”

*Read the Bible Truth story, answer questions, present the gospel and lead in prayer.**Answers to questions; the gospel; and, ACTS prayer are included with the story text.*

The Case of the Savior, from Start to Finish *Genesis, The Gospels*

Story with lines separating paragraphs (text in bold, optional interaction cues in italics)

Back in the very beginning, God created our world.

Heavens and earth.

Sky and seas,

Mountains and valleys,

Flowers and trees,

Birds and fish and animals, too,

And best of all, God made people,

Like me and you.

And it was all good. VERY good.

But why were PEOPLE the best of all that God created, back in the very beginning? It's because He created people with something that no other earth creature had: a living spirit that could know and love Him. We could have a special closeness to God that no one else could enjoy!

I'm sure it's very fine to be a fast horse galloping across a grassy field; or, a proud eagle soaring on the wind high up in the sky. I'm sure it would be marvelous to twist and spin like a dolphin in the ocean. And don't we all enjoy looking up at the beautiful stars at night or gazing at tall, snowy mountains in the distance? But NONE of this is ANYTHING as great as knowing God and being close to Him. That is the BEST thing anyone can ever enjoy. And that's why this spirit inside people makes us so very special, indeed!

God named the first man and woman, Adam and Eve. He gave them a beautiful garden home with everything they needed—perfect food to eat, perfect jobs to do, and perfect friendship to enjoy with each other.

But the best thing about life in the Garden, wasn't anything that Adam and Eve could put in their mouths, or do with their hands or even enjoy with each other. The best thing that Adam and Eve had in that Garden was something that they couldn't even see or touch. And it all had to do with that spirit God gave them.

Can you guess what that best thing was?

The best thing in that garden was the very, very special closeness Adam and Eve had with God. It was unlike anything, any of us has had since the world began.

What was that very special closeness like? I like to call it "Perfect Wonderfulness." It was "Perfect", because there was no sin in Adam and Eve's hearts that blocked it. And, it was "Wonderfulness," because it was far better than ANYTHING we can imagine. "Perfect Wonderfulness"-- knowing, loving, trusting and obeying God completely. And God sharing His love and showing Himself to them in a way deeper and better than any of us has ever known. Yes, life with God in the Garden was "Perfect Wonderfulness." And what made it even MORE wonderful was that it could go on this way forever and ever.

Doesn't the life Adam and Eve had with God sound amazing? Perfect Wonderfulness, lasting forever!

But the "Perfect Wonderfulness" did NOT last forever. Satan, God's enemy, came into the Garden. He tempted Adam and Eve to doubt God and His goodness. His plan worked. Right there, in the middle of that beautiful Garden of love, Adam and Eve stopped trusting God and chose to rebel against Him instead.

Story with lines separating paragraphs (text in bold, optional interaction cues in italics)

What would God do? Well, there was only one thing that He could do. You see, God is GOOD. He is HOLY. He hates sin. It is BAD. So, He did what He must do— He punished Adam and Eve for their disobeying.

Life in God’s perfect world was broken. Now, there would be sin and sadness, sickness and death. Life in the Garden was broken, too. Adam and Eve lost their perfect food and perfect jobs and perfect friendship with each other. Worst of all, they lost their Perfect Wonderfulness, their very special closeness with God that would have gone on forever and ever.

Oh, what a lot Adam and Eve lost on that sad, sad day!

But there was something that Adam and Eve did NOT lose on that day.

Can you guess what it was?

They did NOT lose God’s love.

God, in His great love and mercy was not finished with them or His world. He had always known what would happen. And He had always planned for it. He would NOT lose His people. He would SAVE them from their sins, and He, Himself, would do it.

So, on that very day, God gave Adam and Eve a promise. He would send a Savior to crush the enemy. He would win back the Perfect Wonderfulness for them. He would win back the Forever Life with Him that He had created them to enjoy.

Yes, He would win it all back, through the Savior He would send. We know His name, don’t we?

Can you tell me the Savior’s name?

The Savior would be Jesus, God’s own Son.

Adam and Eve had a family. Their children had children, too. They were just like Adam and Eve. They had two eyes, two ears, two legs, and two arms. One head with one nose and one mouth. They even had that special heart made to know and love God. But sadly, their hearts were broken with sin, just like Adam and Eve’s. They ALL chose to disobey God and they ALL deserved His punishment. How sad!

But there was good news, too. Though they all disobeyed God and their hearts were broken with sin, some remembered God’s promise to crush their enemy. They trusted in God and looked forward in faith to the day when the Savior would come.

Can you tell me the Savior’s name?

The Savior would be Jesus, God’s own Son.

God’s plan to send a Savior began to unfold. God chose Abraham and his family to be the ones to prepare the world for the Savior. He gave them a special land to live in and His laws to live by. He gave them His special promises, too. God told them that all people would be blessed through someone who would be born into their family one day. That someone would be the Savior.

Can you tell me the Savior’s name?

The Savior would be Jesus, God’s own Son.

Story with lines separating paragraphs (text in bold, optional interaction cues in italics)

Many years passed. Abraham's family grew into thousands and thousands and thousands of people. A whole nation! Sometimes, they obeyed God, but many times they did not. They enjoyed God's great blessings when they obeyed. They felt His loving discipline when they did not.

When they kept refusing to obey, God's loving discipline became more painful. How God loved His people! He sent them far away from their home to work for their enemies. They were so sad. They missed the good home and the good life He had given them. At last, their hearts changed. They were sorry they had disobeyed God. They wanted to turn back to Him. God sent them good news: one day He would bring them back home. And one day, He would send a Savior.

Can you tell me the Savior's name?

The Savior would be Jesus, God's own Son.

God kept His promises. He brought Abraham's family back home. And then, at just the right time, God sent the Savior to be born in Bethlehem--Jesus, God's own Son.

Jesus grew up. He taught about God and did many amazing things. He lived a perfect life—the life that Adam and Eve and all of us were supposed to live, but never did. He showed that He was God's Son, the Savior.

But Jesus didn't just come to show us that He was the Savior. He came to BE the Savior. He would make the way for us to have special closeness with God again. He would pay for our sins so that through Him we could once more enjoy Perfect Wonderfulness with God forever.

But, oh, what a terrible way it must all happen!

Sin couldn't be paid for with money. Sin even couldn't be paid for by Jesus living a perfect life in our place. No, sin could only be paid for with by Jesus living a perfect life, and then Him GIVING IT UP for us. He had to take our punishment. He had to die the death that we deserved! That was the only way!

So that's what Jesus did. He suffered and died on the cross as the perfect sacrifice for our sins. He was our substitute. He was our payment!

How Jesus hurt that day as He suffered and died for us! How much God loved us that He would pay for our sins, Himself, through His Son Jesus!

As Jesus died on the cross, His last words were, "It is finished." But what was finished? What it just His life was finished? Or could it be something more?

What do you think Jesus finished?

Later that day, some men took Jesus' body to a cave-grave in a garden. That looked like the end. But was it? No, it was not! What people had lost in their beautiful Garden long ago, Jesus was about to prove that He had won back in this garden.

On Day One and Two, Jesus' body stayed in that cave-grave, but then on Day Three, Jesus rose up from the dead in victory. He was alive! Jesus had really beaten sin and death! That's what He had finished that day He suffered and died on the cross. All those sins paid for. The way back to Perfect Wonderfulness with God forever was made!

Now, all who turn away from their sins and trust in Jesus as their Savior can enjoy a bit of special closeness with God in their hearts now by God's Holy Spirit. And one day, when they die, they will go to enjoy full, Perfect Wonderfulness with God forever. Perfect Wonderfulness. Perfect Forever. All of that is ours, all because the Savior came, and that Savior was God's Son, Jesus. Thank You, Jesus!

Cracking the Case: (story wrap-up for Listening Assignments)

It's time to see how we did with our Listening Assignment.

Detective Dan's Lesson 1 Listening Assignment:

1. Who was the Savior? God's Son, Jesus.
2. When did the promise of a Savior start? When did it finish? It started back in the beginning when Adam and Eve disobeyed God. It finished when Jesus died on the cross for the sins of God's people and rose from the dead in victory.

For You and Me:

The promise of the Savior wasn't just for Adam and Eve or all those people who lived long ago. It is for us, too. It is for all who turn away from their sins and trust in Jesus as their Savior. He came to give us special closeness with God. He came so we could know the Perfect Wonderfulness of life with God. Thank You, Jesus!

**Detective Dan's Lesson 2 Listening Assignment:
Our Bible Verse is Isaiah 53:5-6**

"But he was pierced for our transgressions, he was crushed for our iniquities; the punishment that brought us peace was upon him, and by his wounds we are healed. We all, like sheep, have gone astray, each of us has turned to his own way; and the LORD has laid on him the iniquity of us all."

I need to find out:

Transgressions and iniquities are other words for sin.

1. Whose transgressions and iniquities deserved God's punishment in our story? All people.

2. Who came to take God's punishment for them?

Jesus, God's Son.

For You and Me:

The promise of the Savior wasn't just for Adam and Eve or all those people who lived long ago. It is for us, too. It is for all who turn away from their sins and trust in Jesus as their Savior. He came to give us special closeness with God. He came so we could know the Perfect Wonderfulness of life with God. He did this by paying for our sins, Himself! Thank You, Jesus!

Detective Dan's Lesson 3 Listening Assignment:

Our six clues were: a tree; a lamp; a garden; a cave-grave; a bed; and, a man named Abraham.

1. Which four belong in our story?

The tree, the garden, the cave-grave, and Abraham.

2. Which one did the Savior use to prove He had won? What do we thank Him for beating?

The cave-grave. On the third day Jesus rose from the dead, showing that He had beat sin and death for all who turn away from their sins and trust in Him as their Savior.

For You and Me:

The promise of the Savior wasn't just for Adam and Eve or all those people who lived long ago. It is for us, too. It is for all who turn away from their sins and trust in Jesus as their Savior. He beat sin and death for us. He came to give us special closeness with God. He came so we could know the Perfect Wonderfulness of life with God. Thank You, Jesus!

The Gospel (story wrap-up if NOT using Listening Assignments)**Our Bible Truth is:****What Is the Gospel?****It's Salvation through Faith in Jesus Christ!****God sent Jesus to pay for the sins of God's people!**

How merciful is God! How great is His love for sinners, like you and me! Though we have all chosen to disobey Him, He always planned to provide us with a Savior! And that Savior would be His own, dear Son! He chose to suffer and die on the cross and give up His perfect life as the full payment for sin that we needed. How can He be our Savior? By turning away from our sins and trusting in Him as our Savior. Ask Him to help you! He loves to answer this prayer!

Close in prayer.

Closing ACTS Prayer

- A** God, we praise You for being the good Creator and King of the world.
- C** God, we confess rebelling against You and Your good ways. Too many times we choose to live life our own way instead of Yours. We need a Savior!
- T** Thank You for being our good Creator and King. Thank You for making everything in the world for Your good purposes. Thank You for being so merciful to us! Thank You for offering us salvation through Jesus, when we repent of our sins and trust Jesus as our Savior.
- S** God, work in our hearts. Help us to turn away from disobeying You. Help us to trust in Jesus as our Savior. Help us to obey Your good ways and bring You glory.

In Jesus' name we pray. Amen.

Go to Lesson Plan, p.9 for the script to the rest of the lesson.

Deep Down Discussion Sheet

use with all THREE lessons

Use with all response activities for deeper learning



P.1

Questions to aid discussion of the key concepts and for use in games

Be familiar with these questions and answers. Look for opportunities to ask questions and discuss their answers, such as while the children work on their coloring pages, as part of their response games, or during play time. Remember: your goal isn't to ask all these questions or only talk to the children about these things. It is to be deliberate in having good conversations with them, however much or little you have.

<p>BIG QUESTION</p> <p>Meaning</p> <p>Discussion Questions</p>	<p>What is the Gospel? It's Salvation through Faith in Jesus Christ!</p> <p>Gospel means "good news." In the Bible, the gospel is the good news that God sent His Son Jesus to save sinners like you and me from the punishment we deserve for our sins. That salvation is ours when we turn from our sins and trust in Jesus as our own Savior.</p> <p><i>choose a few</i></p> <ol style="list-style-type: none"> 1. What is the gospel? <i>It's salvation through faith in Jesus!</i> 2. What does the word "gospel" mean? <i>It means "good news."</i> 3. Why is the gospel such good news? <i>It tells us how can forgive our sins and make us His people forever!</i> 4. Who do we need to have faith in? <i>Jesus.</i> 5. What did Jesus do so we can be saved? <i>He took the punishment for sin when He died on the cross.</i> 6. What does God want us to turn away from? <i>Our sins.</i> 7. What does it mean to turn away from our sins? <i>To say "no" to disobeying God and to want to obey Him, instead.</i> 8. Who can we ask to help us turn away from our sins and trust in Jesus? <i>God! He loves to help us when we ask Him.</i>
<p>BIBLE TRUTH</p> <p>Meaning</p>	<p>It's Salvation through Faith in Jesus Christ...God Sent Jesus to Pay for the Sins of God's People!</p> <p>What a mess we have made in God's good world! God is our good Maker and King, yet we have all chosen to disobey Him. Because God is good, He hates sin and He is right to punish our sins. We certainly deserve it! The punishment for sins is death--being separated from God and all His goodness forever. How sad!</p> <p>But God is not only good; He is also very merciful. He treats us better than we deserve. That's why God, Himself, made a way for us to be forgiven our sins and to become His people. God sent His own, dear Son, Jesus, to live the perfect life of love and obedience that we should live, but never do. On the cross, Jesus offered His perfect life to God as the full payment for sins, for all who turn away from their sins and trust in Him as their Savior. Jesus suffered and died in our place. Then on the third day, Jesus rose up from the dead, showing that He had really beaten sin and death! Jesus can be our Savior, too, when we turn away from our sins and trust in Him as our Savior.</p>
<p>Discussion Questions</p>	<p><i>choose a few</i></p> <ol style="list-style-type: none"> 1. Who is our good Maker and King? <i>God is.</i> 2. Who has chosen to disobey God? <i>We all have.</i> 3. What does God hate, because He is good? <i>He hates sin.</i> 4. What is God right to do to with our sin, because He hates it (and it is bad)? <i>He is right to punish our sin.</i> 5. What is God's punishment for sins? <i>It is death--being separated from God and all His goodness forever.</i> 6. Who did God send because He is not just good, but merciful, too? <i>The Savior, Jesus.</i> 7. What did Jesus do on the cross to save us? <i>He gave His perfect life as the full payment for sin.</i> 8. How can Jesus be our Savior? <i>When we turn away from our sins and trust in Him as our Savior.</i>

Deep Down Discussion Sheet

use with all THREE lessons

P.2

Questions to aid discussion of the key concepts and for use in games

<p>THE GOSPEL</p>	<p>What is God’s good news for you and me? <i>The gospel!</i> God made all people—including you and me! And He made us to know Him, love Him and obey Him. He’s our good King. But sadly, we have all disobeyed Him and we deserve His punishment. How sad! But God is so merciful that He sent a Savior. His Son, Jesus! Jesus suffered and died on the cross. He offered up His perfect life to God to completely pay for the sins of God’s people. That includes us, when we turn away from our sins and trust in Jesus as our Savior. He loves to help us do this. Ask Him! How good is God to us!</p>
<p>BIBLE TRUTH BIBLE VERSE</p> <p>Meaning</p> <p>Discussion Questions</p>	<p>“But he was pierced for our transgressions, he was crushed for our iniquities; the punishment that brought us peace was upon him, and by his wounds we are healed. We all, like sheep, have gone astray, each of us has turned to his own way; and the LORD has laid on him the iniquity of us all.”--Isaiah 53:5-6</p> <p>Learn a Little: “The punishment that brought us peace was upon him.”</p> <p>God is our good King and Creator and we should love and obey Him. But the sad news is that we all choose to disobey Him...and we all deserve His punishment. Yes, we deserve His punishment, but God has loved us so much that He sent His Son, Jesus, to take the punishment that we deserve instead. Jesus lived a perfect life and chose to give it up to pay for our sins. On the cross, He suffered and died. He was pierced with nails in His hands and feet. He was pierced in His side with a sword. He took all of the punishment that we deserve from God for our sins so that we could be forgiven. Jesus made the way for us to have peace with God by suffering in our place. Who did Jesus do this for? It is God’s free gift to all who put their trust in Jesus as their Savior and choose to live for Him. This gift can be for you, too! Ask God to help you. He loves to answer this prayer!</p> <p><i>choose a few</i></p> <ol style="list-style-type: none"> 1. Who has chosen to disobey God, our good King and Creator? <i>We all have.</i> 2. Who did God send to take the punishment for our sins? <i>His Son, Jesus.</i> 3. Where did Jesus take the punishment for our sins? <i>On the cross as He suffered and died.</i> 4. Who did Jesus suffer and die for? <i>For all who turn away from their sins and trust in Him as their Savior. It is God’s free gift to all who do. It can be His gift to us, too!</i>
<p>BIBLE STORY</p> <p>Discussion Questions</p>	<p>The Case of the Savior, from Start to Finish</p> <p><i>choose a few</i></p> <ol style="list-style-type: none"> 1. Who enjoyed perfect wonderfulness with God in the beginning? <i>Adam and Eve did.</i> 2. What did Adam and Eve do that changed everything? <i>They chose to disobey God.</i> 3. What did Adam and Eve lose when they disobeyed God? <i>They lost the perfect world they lived in. And, they lost the wonderful life they had with God.</i> 4. What did God promise to send Adam and Eve one day? <i>A Savior to save them from their sins.</i> 5. What were the hearts of Adam and Eve’s children like? <i>They disobeyed God, too.</i> 6. What did some of Adam and Eve’s children remember? <i>The promise of the Savior. They looked forward in faith to the day He would come.</i> 7. What did God use Abraham’s family to do? <i>To be the family through whom the Savior would come. He would bless the whole world through this Savior.</i> 8. Did Abraham’s family always obey God? <i>No, they didn’t. Many times they disobeyed Him.</i> 9. Who did God send at just the right time? <i>The Savior, Jesus.</i> 10. What did Jesus do with His perfect life to save us? <i>He gave it up to God as the full payment for sins as He suffered and died on the cross.</i> 11. What did Jesus do on the third day after He was dead and buried? <i>He rose from the dead, showing He had beat sin and death for all who turn from their sins and trust in Him as their Savior.</i>

DEEP DOWN DETECTIVES

**Curriculum Resources
for Unit 3, Bible Truth 4:**



**What is the Gospel?
It's Salvation through Faith
in Jesus Christ...
God Saves All Who
Repent of Their Sins and
Trust in Jesus as Their Savior!**

Session Prep (especially good for newbies!)

Pray!



Pray for the Holy Spirit to be at work in your and the children's hearts.

Review



If new to the curriculum, look at the **Getting Started with Deep Down Detectives section of the Core Curriculum book.** (p.5) It will be especially helpful to read through the Deep Down Detectives section of **The Praise Factory Tour: Extended Version Book.** This is a visual way to understand what goes on in the classroom. (A pdf of the book is found in the samples section on the website.)

Look through and Learn the Lesson



Read over **lesson plan.** Practice any **songs or action rhymes** you are using. Choose/make up motions to go with these. Choose less with younger children and more with older preschoolers. **Practice the lesson with the visual aids** and using the Big Question Box/Briefcase.

Read and Rehearse the Bible Story with Pictures



Read the Bible story from the Bible. Read the curriculum version. Practice telling it with the storyboard pictures. (If you have not previously laminated the story pictures, do that now.) Or, rehearse it from the Simple Story Scenes, if you are using those.

Let There Be Music



Download the music and listen to the songs. Choose which of the songs you will use with the children. If using live musicians, make sure they have the sheet music (Appendix A, Core Curriculum book).

Put the Props in Place



1. Prepare your Visual Aids. Put the Big Question, Unit Bible Truths, Bible Truth, Bible Verse, and Listening Assignment signs, as well as the Bible Story script in one side of the Bible folder.
2. Get out your storyboard. If using Simple Story Scenes, put these in your Bible Folder. Or, if using the individual storyboard figures, put all background pictures in place (they have a BG by the number). Put the rest of the storyboard pictures (these have a SB by the number) in order of use in the other side of the Bible folder.
3. Put the DDD Bible Folder as well as the Big Question sign in the Big Question Box/Briefcase and shut it. If your box/briefcase has locks and you want to use the unlocking the box as part of your session, lock it now....but make sure you have the key or know the code first.
4. Prepare the music CD or sheet music or mp3 device for use in your session.

Set Out Free Play Activities



Choose and set up free time activities you will use with the children. Choose a variety of different activities that will be enjoyed by different types of children. Rotate the activities you provide to keep them interesting and fresh to your children. (Suggestions in Appendix D, Core Curriculum books.)

Prepare Any Activities



Choose which (if any) of the Bible Truth games and crafts activities you want to use in the session. Bear in mind your time frame as well as the developmental abilities and attention span of your children as you decide which/how many to prepare. **Look over the Discussion Sheet** and choose a few questions you might use to spark discussion with the children as they do their activities (especially good for ages 3's+). Pray for God to give you opportunities to talk about these things with the children.

Let Them Take It with Them



Make copies of the craft/take home sheets, if you are not already using them as one of your activities. You may also want to make copies of the story (see take-home version of each story included in Appendix C with the other take home resources) to have for parents to use with their children at home. There's a link on each craft/take home sheet to the story, if you don't make hard copies.

Store It



After your session is over, collect the resources and store them for future use. This curriculum can be used over and over for years to come.

Unit 3: The Good News of God, the Gospel

UNIT OVERVIEW

Gospel means “good news.” In the Bible, the gospel is the good news that God sent His Son Jesus to save sinners like you and me from the punishment we deserve for our sins. That salvation is ours when we turn from our sins and trust in Jesus as our own Savior. Now that is good news indeed!

In this unit we will learn four ways the gospel is such good news.

UNIT BIBLE VERSE: John 3:16

“For God so loved the world that he gave his one and only Son, that whoever believes in him shall not perish but have eternal life.”

BIG QUESTION UNDER INVESTIGATION: What Is the Gospel?

ANSWER: It’s Salvation through Faith in Jesus Christ!

OPTIONAL Big Question 3 INTRODUCTION LESSON (Use Hide ‘n’ Seek Kids Unit 3 Material)

Story: The Case of the Stranger’s Very Good News *Acts 8:1-8*

Bible Verse: John 3:16

BIBLE TRUTH 1: God Made Us and We Should Obey Him (3 Lessons Available)

Story: The Case of the God Who Was Different *Acts 17:16-33*

Bible Verse: Psalm 100:1-4

BIBLE TRUTH 2: We Have All Disobeyed God and Deserve His Punishment (3 Lessons Available)

Story: The Case of the Squabbling Brothers and Sisters *Romans*

Bible Verse: Ecclesiastes 7:20,29

BIBLE TRUTH 3: God Sent Jesus to Pay for the Sins of God’s People (3 Lessons Available)

Story: The Case of the Savior, from Start to Finish *Genesis, The Gospels*

Bible Verse: Psalm 119:18,72-73

➔ BIBLE TRUTH 4: God Saves All Who Repent of Their Sins and Trust in Jesus as Their Savior

(3 Lessons Available)

Story: The Case of Cruddy Crete *Titus*

Bible Verse: Mark 1:15

Deep Down Detectives NIV Songs 3 Track Numbers

This is a listing of all songs mentioned in the unit curriculum. You may or may not choose to use all of the songs. They are listed in easy-reference order--NOT in the order used in the curriculum.

You may choose to simply burn a CD/load them onto an mp3 device in this order. Or, you may want to do what we do: choose the songs we want to use and create a play list of them in that order. Then, we burn a CD/upload the play list onto an mp3 device. A teacher only has to click forward to the next song, instead of hunting for the right track. The track number have been included as part of the title of each song, so teachers will still have a reference to the track number listed in the curriculum (same as those listed below), even if you change the order on your customized play list.

SONGS USED EVERY UNIT OF THE CURRICULUM

- 1 The Classroom Song v.1
- 2 The Classroom Song v.2
- 3 The Classroom Song v.3
- 4 The Classroom Song v.4
- 5 Deep Down Detectives Theme Song
- 6 The Classroom Rules Song
- 7 Let's Pray Song
- 8 The Big Question Box Song
- 9 The Bible Chant Song
- 10 ACTS Prayer Song (Short Version)
- 11 ACTS Prayer Song (Full Version)

Why the Extra Songs?

Deep Down Detectives is a curriculum used by a wide age-span of kids. Sometimes one of the other songs is a better fit for your kids. Or, you may simply want to teach them more songs on the same Bible Truth. Use as many or as few as you want.

UNIT 3: GOD'S GOOD NEWS, THE GOSPEL

- 12 Big Q & A 3 Song
- 13 Big Question 3 Song: What's the Gospel?
- 14 Big Question 3 Bible Verse Song: For God So Loved the World John 3:16
- 15 *Extra Big Question 3 Bible Verse Song: For God So Loved the World John 3:16 (version 2)*
- 16 *Extra Big Question 3 Bible Verse Song: For God So Loved the World John 3:16 (version 3)*
- 17 Big Question 3 Hymn: And Can It Be, v.1 Refrain
- 18 Big Question 3 Praise Song: I Have Decided to Follow Jesus

What Is the Gospel?

Salvation through Faith in Christ...

Bible Truth 1: God Made Us and We Should Obey Him

- 19 Bible Verse: Shout for Joy Psalm 100:1,2

Bible Truth 2: We Have All Disobeyed God and Deserve His Punishment

- 20 Bible Verse: There Is Not a Righteous Man Ecclesiastes 7:20,29

Bible Truth 3: God Sent Jesus to Pay for the Sins of God's People!

- 21 Bible Verse: He Was Pierced Isaiah 53:5

Bible Truth 4: God Saves All Who Repent of Their Sins and Trust in Jesus

- 22 Bible Verse: The Time Has Come Mark 1:15
- 23 *Extra Bible Verse: Help Us, O God, Our Savior Psalm 79:9*

listen to or download songs for free at <https://praisefactory.org>: Deep Down Detectives Music page

Big Question 3, Bible Truth 4 Overview: Key Concepts

p.1

Unit 3: The Good News of God, the Gospel

Unit Big Question (and Answer): What Is the Gospel? It's Salvation through Faith in Jesus Christ!

Unit Bible Verse: "For God so loved the world that he gave his one and only Son, that whoever believes in him shall not perish but have eternal life." John 3:16

Bible Truth 4 Concept: Salvation through Faith in Jesus Christ...God Saves All Who Repent of Their Sins and Trust in Jesus as Their Savior!

God is our good Creator and King. He made us to know Him, love Him and obey His good laws. But sadly, we all have chosen to disobey God and His good laws. We deserve His punishment for our sins. We have all turned away from Him.

But God has made a way for us to be forgiven our sins and to become His people. In His great love and mercy, God sent His Son, Jesus, to be our Savior. Jesus lived a perfect life. He never disobeyed God. He offered up His life as the full payment for sin when He suffered and died on the cross. On the third day, He rose from the dead. Jesus had done it! He had beaten sin and death for God's people!

How can we become one of God's people? Who can receive God's gift of forgiveness? All who repent of their sins and trust in Jesus as their Savior. Repent means to stop living a life full of disobeying God and to start living to please God, instead. God can help us repent and believe. Ask Him!

How wonderful it is to be one of God's people! To have special closeness with God by His Holy Spirit living in your heart now. And one day, to go live with God forever. That will be best of all!

Bible Truth 4 Bible Verse: Mark 1:15

"The time has come," he said. "The kingdom of God is near. Repent and believe the good news!"

Learn a Little: "Repent and believe the good news!"

Meaning

For years and years, God had promised to send a Savior to save us from our sins. For years and years, people waited and watched...and they watched and waited. At last, Jesus came! He taught the people about God and did amazing things. He showed them that He was God's Son, the Savior God had promised.

But what did people have to do, if they were to be forgiven by God for their sins? Jesus told them: "Repent and believe in the gospel--the good news that Jesus was God's Son, the Savior, sent to save them. We can be forgiven, too, when we repent (that is, turning away disobeying God and turning to live for God, instead) and believe that Jesus is God's Son, the Savior. God loves to help us do this. Ask Him!"

Bible Truth 4 ACTS Prayer

- A** God, we praise You for being so full of love and mercy! You call us to repent and believe in Jesus that we might be saved.
- C** We confess that we often disobey You and Your good ways. We choose to live life our own way, not Yours. We need a Savior!
- T** Thank You, God, for offering us salvation through Jesus, when we repent of our sins and trust in Jesus as our Savior.
- S** God, work in our hearts. Help us to trust in Jesus as our Savior. Help us to joyfully obey You. You know what is best for us and what brings You glory. In Jesus' name we pray. Amen.

Big Question 3, Bible Truth 4 Overview: Key Concepts

p.2

Bible Truth 4 Story

The Case of the Changes in Cruddy Crete

Titus

Songs Used in Bible Truth 4

Big Question 3 Bible Verse Song: For God So Loved the World John 3:16

Extra Big Question 3 Bible Verse Song: For God So Loved the World John 3:16 (version 2)

Extra Big Question 3 Bible Verse Song: For God So Loved the World John 3:16 (version 3)

Big Question 3 Hymn: And Can It Be, v.1 Refrain

Big Question 3 Praise Song: I Have Decided to Follow Jesus

Bible Truth 4 Bible Verse Song: The Time Has Come Mark 1:15

Extra Bible Truth 4 Bible Verse Song: Help Us, O God, Our Savior Psalm 79:9

listen to or download songs for free at <https://praisefactory.org>: Deep Down Detectives Music page

1. GETTING STARTED



= follow the stars for a short & simple lesson plan

<p>Intake Activity Ideas</p>	<p>Choose one of these open-ended activities to include children as they join the class:</p>	
<p>Free Play Time <i>suggestions in Appendix D</i></p>	<p>★ Offer your own or some of the easy-to-make, free play activities suggested in Appendix D.</p>	
<p>OR Sing-along Music Time <i>lyrics and sheet music, Appendix A</i> <i>listen to or download songs for free at https://praisefactory.org: Deep Down Detectives Music page</i></p>	<p>Music from Deep Down Detectives (DDD) NIV Songs 3: Big Q & A 3 Song Big Question 3 Song Big Question 3 (Unit) Bible Verse Song: For God So Loved the World John 3:16 Extra Big Question 3 (Unit) Bible Verse Song: For God So Loved the World John 3:16 Extra Big Question 3 (Unit) Bible Verse Song: For God So Loved the World John 3:16 (version 3) Big Question 3 Hymn: And Can It Be, v.1 Refrain Big Question 3 Praise Song: I Have Decided to Follow Jesus Bible Truth 4 Bible Verse Song: The Time Has Come Mark 1:15 Extra Bible Truth 4 Bible Verse Song: Help Us, O God, Our Savior Psalm 79:9</p>	<p><i>DDD NIV Songs 3, track 12</i> <i>DDD NIV Songs 3, track 13</i> <i>DDD NIV Songs 3, track 14</i> <i>DDD NIV Songs 3, track 15</i> <i>DDD NIV Songs 3, track 16</i> <i>DDD NIV Songs 3, track 17</i> <i>DDD NIV Songs 3, track 18</i> <i>DDD NIV Songs 3, track 22</i> <i>DDD NIV Songs 3, track 23</i></p> <p><i>Add more fun to Sing-along Music Time by adding a Music, Movement & Memory Activity. These activities are listed on p.10 of this lesson plan with the Response Activities. Instructions found in Appendix B.</i></p>
<p>OR Bible Verse Memory Game <i>instructions found in Appendix B</i></p>	<p>Lesson 1 Game: Animal Cube Lesson 2 Game: Fill'er Up Lesson 3 Game: Lily Pad Jump</p> <p><i>These activities are also included on p.10 of this lesson plan with the Response Activities.</i></p>	
<p>2. OPENING CIRCLE TIME (<i>introduce the Bible Truth and tell the related Bible story</i>)</p>		
<p>Gathering the Children <i>lyrics and sheet music, Appendix A</i></p>	<p><i>Sing verse 1 of The Classroom Song to gather the children for Circle Time.</i></p> <p>The Classroom Song, verse 1 <i>DDD NIV Songs 3, track 1</i> Let's gather together to worship God, Let's gather together to worship God, Let's gather together to worship God, Come gather here with me!</p>	
<p>Welcome to Deep Down Detectives</p>	<p>★ "Welcome to Deep Down Detectives. We're so glad you've joined us! Detectives are people who look for answers to questions. In Deep Down Detectives, we look for answers to big questions about God. We dig deep down in the truths of God's Word to find them."</p>	

2. OPENING CIRCLE TIME, continued



= follow the stars for a short & simple lesson plan

<p>Deep Down Detectives Theme Song</p> <p><i>lyrics and sheet music, Appendix A</i></p>	<p>"Let's sing our Deep Down Detectives Theme Song."</p> <p>★ Deep Down Detectives Theme Song <i>DDD NIV Songs 3, track 5</i></p> <p>We're Deep Down Detectives, diggin' deep in God's Word, For truths about God and His plans for this world, We're seeking to love Him, with all of our heart, We're Deep Down Detectives! Come on! Let's start!</p>
<p>Classroom Rules Song</p> <p><i>lyrics and sheet music, Appendix A</i></p>	<p>There are two very important things that Deep Down Detectives do together: we worship God and we love one another. Our Classroom Rules Song reminds us how we should act. Let's sing it."</p> <p>Classroom Rules Song <i>DDD NIV Songs 3, track 6</i></p> <p>Shh, be quiet while someone is talking, Raise your hand, if you have something to say, Don't touch your friend, sitting beside you, Obey your teachers, Be kind as you play. These are our classroom rules, These are our classroom rules, They help us worship God and love one another, These are our classroom rules.</p>
<p>Opening Prayer Time</p> <p><i>lyrics and sheet music, Appendix A</i></p>	<p>"Children, we need God's help to keep these rules. Let's ask Him to help us right now. Let's get ready and pray."</p> <p>Let's Pray <i>DDD NIV Songs 3, track 7</i></p> <p>1-2-3! Fold your hands, Bow your head, Close your eyes. Let's pray! (<i>repeat</i>)</p> <p>"Let's pray:"</p> <p>★ Opening Prayer</p> <p>Dear Lord, We're so glad to get to gather together to worship You! Please help us keep the classroom rules. Please help us to love You and learn about You today. In Jesus' name we pray. Amen.</p>

2. OPENING CIRCLE TIME, continued



= follow the stars for a short & simple lesson plan

Reveal the Big Question
Introduce the Big Question Box/Briefcase

lyrics and sheet music, Appendix A

“Detectives INVESTIGATE things. That means they ask questions and look for answers. Deep Down Detectives investigate big questions about God. The Big Question we are investigating today is right inside our Big Question Box/Briefcase.

The Big Question Box Song

DDD NIV Songs 3, track 8

We’ve got a big box,
All closed up and locked,
Filled with the truths of God’s Word.

We’ve got a brief case,
There’s no time to waste,
Come on, kids, let’s open it up!

The Big Question under Investigation

VISUAL AID



of BQB

Big Question & Answer Sign, front side

**found in the DDD Unit 3 Visual Aids, NIV Book*

Ok, who would like to open for me and pull out the Big Question?”

Choose a child to open the box/briefcase, take out the Big Question and hand it to you, then hold up the Big Question sign for all the children to see, and say:

The Big Question we are investigating today is Big Question Number 3:

What is the Gospel?

and the Answer is:

It’s Salvation through Faith in Jesus Christ!

Big Question Meaning

★ Gospel means “good news.” In the Bible, the gospel is the good news that God sent His Son Jesus to save sinners like you and me from the punishment we deserve for our sins. That salvation is ours when we turn from our sins and trust in Jesus as our own Savior. Now that is good news indeed!

Big Question Songs

“Let’s sing our Big Question Song:

Big Q & A 3 Song

★ **Big Q & A 3 Song**

DDD NIV Songs 3, track 12

lyrics and sheet music, Appendix A

(adapted version of “Oh, My Darlin’ Clementine”)

What’s the gospel?
What’s the gospel?
Can you tell me what it is?
It’s salvation through faith in Jesus,
That’s what the gospel is. (repeat)

2. OPENING CIRCLE TIME, continued



= follow the stars for a short & simple lesson plan

Learning about the Big Question



Repeat the Big Question and Answer again:

"What Is the Gospel? It's Salvation through Faith in Jesus Christ!"

Say: "Hmmm, I wonder what that means... Let's do our action rhyme/sing our song that explains it."

Then do the action rhyme /sing song using any of the optional motions suggested, if desired.

Big Question (Action Rhyme) Song

lyrics and sheet music, Appendix A

Big Question 3 Action Rhyme/ Song

DDD NIV Songs 3, track 13

Refrain:

What is the gospel?

G-O-S-P-E-L?

What is the gospel?

Can anybody tell me?

What is the gospel?

Yes, I know what it is!

Salvation through faith in Christ,

That's what the gospel is.

"G" is for God, our good King and Creator,

O, we should obey Him,

but instead we're disobeyers,

So S, we need a Savior to save us from our sins,

That Savior is Jesus, who "P" took the punishment.

Yes, Jesus died upon the cross,

the perfect sacrifice,

Then on Day Three, He rose again

To prove He'd won the fight,

And now "E" everyone who repents

and believes in Him,

He gives "E-L" eternal life:

forever life with Him. *Refrain*

(POSSIBLE ACTIONS)

Make question gesture with your arms (arms bent and palms facing upward)

Point out to others in a arc movement

Point up to God

Make a grumpy face

Use your index fingers to make a cross

Use your index fingers to make a cross

Hold up three fingers, then straighten arm up and point up with one finger

Make prayer hands

Raise hands and waggle them back and forth (celebrating)

2. OPENING CIRCLE TIME, continued



= follow the stars for a short & simple lesson plan

Learning the Bible Truth

VISUAL take out

AID



of BQB

VISUAL AID

All the Bible Truths Sign

★ "It's salvation through faith in Jesus Christ" is a good beginning, but there's so more to learn. So it's time for us to dig down even deeper for more answers to our Big Question about God. We're going to be learning **FOUR** Bible truths that all tell us more about the wonderful good news of God--the gospel.

Who would like to hand me the picture with our four Bible truths on it? It's in the Big Question Box/Briefcase." *Choose a child to get it and hand it to you, then hold it up and show them the pictures of the four truths they will be learning.*

Bible Truth Clue

VISUAL take out

AID



of BQB

Bible Truth Clue Sign,

front side

VISUAL AID

After everyone has had a good look, say...

"Ok, we've learned three truths about the gospel. They are: "God made us and we should obey Him", "We have all disobeyed God and deserve His punishment"; and, "God sent Jesus to pay for the sins of God's people." (point to pictures as you identify each Bible Truth). Now let's look at our Bible Truth Clue sign and see if we can figure out which of these four truths we will be learning about today. Who would like to get it out of the Big Question Briefcase for me?"

Choose a child to open the briefcase, take out the Bible Truth Clue sign and hand it to you. Hold up the front side for the children to see. Cover up the answer, written along the bottom, and say:

"What Is the Gospel?

It's Salvation through Faith in Jesus Christ...

God saves all who ???? of their sins and trust in Jesus as their Savior!"

Hint

We're missing one word. Here's the hint to what the missing word is. It says: "What's the Bible word for turning away from disobeying God? It rhymes with "cement."

Can you guess? It's "repent."

So the Bible Truth we are learning today is:

uncover answer from bottom of sign, show it to them and say:)

★ **"What Is the Gospel?**

It's Salvation through Faith in Jesus Christ...

God saves all who REPENT of their sins and trust in Jesus as their Savior!"

★ And here is what this Bible Truth means: *(read the meaning off of the back of the sign, say:)*

God is our good Creator and King. He made us to know Him, love Him and obey His good laws. But sadly, we all have chosen to disobey God and His good laws. We deserve His punishment for our sins. We have all turned away from Him.

Bible Truth Meaning

But God has made a way for us to be forgiven our sins and to become His people. In His great love and mercy, God sent His Son, Jesus, to be our Savior. Jesus lived a perfect life. He never disobeyed God. He offered up His life as the full payment for sin when He suffered and died on the cross. On the third day, He rose from the dead. Jesus had done it! He had beaten sin and death for God's people!

How can we become one of God's people? Who can receive God's gift of forgiveness? All who repent of their sins and trust in Jesus as their Savior. Repent means to stop living a life full of disobeying God and to start living to please God, instead. God can help us repent and believe. Ask Him!

How wonderful it is to be one of God's people! To have special closeness with God by His Holy Spirit living in your heart now. And one day, to go live with God forever. That will be best of all!

2. OPENING CIRCLE TIME, continued

★ = follow the stars for a short & simple lesson plan

Learning the Bible Verse

"And how do I know this is true? God tells me so in His special book, the Bible."

The Bible Chant Song

Say or sing the Bible Chant Song.

DDD ESV Songs 3, track 9

lyrics and sheet music, Appendix A

The Bible Chant Song

The Bible, the Bible,
Let's get out the Bible.
Let's hear what God has to say.
The Bible, the Bible,
God's given us the Bible.
It's His Word for us to learn and obey! Yay!


Bible Verse

DDD 3.4 Bible Verse-front side (in the DDD Bible folder)

"Who would like to get our Bible folder out of the Big Question Briefcase for me?"

VISUAL AID

Place verse in take out



#4

DDD Bible Folder

of BQB

DDD Bible Folder

Choose a child to open the briefcase, take out the "Bible" folder and hand it to you. Remove the Bible Verse Picture from the "Bible" folder and hold it up for all the children to see, then say:

Mark 1:15 tells us:

★ **Mark 1:15**

*found in the DDD Unit 3 Visual Aids, NIV Book

"The time has come," he said. "The kingdom of God is near. Repent and believe the good news!"

Learn a Little: "Repent and believe the good news!"

Bible Verse Meaning

★ **What does that mean?**

For years and years, God had promised to send a Savior to save us from our sins. For years and years, people waited and watched...and they watched and waited. At last, Jesus came! He taught the people about God and did amazing things. He showed them that He was God's Son, the Savior God had promised.

But what did people have to do, if they were to be forgiven by God for their sins? Jesus told them: "Repent and believe in the gospel--the good news that Jesus was God's Son, the Savior, sent to save them. We can be forgiven, too, when we repent (that is, turning away disobeying God and turning to live for God, instead) and believe that Jesus is God's Son, the Savior. God loves to help us do this. Ask Him!

2. OPENING CIRCLE TIME, continued



= follow the stars for a short & simple lesson plan

**Bible Verse
Song**

*lyrics and sheet music,
Appendix A*

You might also enjoy:

*Help Us, O God, Our Savior
Psalm 79:9,
DDD NIV Songs 3,
track 23*

We've said our Bible verse, now let's sing it!

The Time Has Come: Mark 1:15



DDD NIV Songs 3, track 22

"The time has come," he said,
"The kingdom of God is near.
Repent and believe the good news."

"The time has come," he said,
"The kingdom of God is near.
Repent and believe the good news."
Mark One, fifteen.

2. OPENING CIRCLE TIME, continued

★ = follow the stars for a short & simple lesson plan

<p>Getting into the Case</p>	<p>"Now it's time to do a bit more deep down investigating. Let's see what Detective Dan wants us to help him figure out. Would someone like to get it out for me?"</p>
<p>Listening Assignments</p> <p>Place in  take out  of BQB</p>	<p>NOTE: Listening assignments are most suitable for ages 3+. Skip straight to the Bible story (see bottom of this page), if working with 2 year olds.</p> <p>"Let's open up our listening assignment and see what we are supposed to figure out today.</p> <p><i>Choose a child to take out the Listening Assignment (from the DDD Bible Folder) and hand it to you. Read Detective Dan's letter to the children that includes the listening assignment. The listening assignments are summarized below:</i></p>
<p>VISUAL AID</p> <p></p> <p>DDD Unit 3 Visual Aids, NIV</p>	<p>Detective Dan's Lesson #1 Listening Assignment:</p> <p>I need to find out: Cruddy is a word that means something is no good.</p> <p>1. What was Crete and what was so cruddy about it? 2. Who changed in Crete? How did they change?</p>
<p>VISUAL AID</p> <p></p> <p>DDD Unit 3 Visual Aids, NIV</p>	<p>Detective Dan's Lesson #2 Listening Assignment:</p> <p>Our Bible Verse is Mark 1:15: "The time has come," he said. "The kingdom of God is near. Repent and believe the good news!"</p> <p>I need to find out:</p> <p>1. Who went to Crete to tell the people to repent and believe? 2. What was the gospel that he wanted them to repent and believe in?</p>
<p>VISUAL AID</p> <p></p> <p><i>*Listening Assignment #3 includes the Assignment Sheet, plus 6 clue pictures*</i></p> <p>DDD Unit 3 Visual Aids, NIV</p>	<p>Detective Dan's Lesson #3 Listening Assignment:</p> <p>I found six clues, but only 4 of them are in the story. They are: A liar; a palm tree; a pizza; a pair of shoes; a man named Titus; and, a lazy, over-eater.</p> <p><i>Hold each of them up for the children to see as you identify them.</i></p> <p>I need to figure out:</p> <p>1. Which four belong in our story? 2. Who repented of their sins and asked God for forgiveness? Who helped them do this?</p>
<p>Tell the Bible Story</p> <p>Place story & pics in  take out  of BQB</p> <p>DDD Unit 3 Visual Aids, NIV</p> <p>Story text included in this book right after this lesson plan and in Visual Aids book</p>	<p>★ Then say, "Ok, Deep Down Detectives! Put on your best listening ears and see if you can hear the answers to Detective Dan's questions. When I finish telling the story, we will see if we can answer all the questions."</p> <p>★ Bible Story: The Case of Cruddy Crete <i>Titus</i></p> <p><i>Read the Bible Truth story, putting up the Storyboard Pictures/holding up the Story Scenes as you tell it. Then have the children answer the listening assignment, present the gospel and lead in prayer.</i></p> <p><i>*Answers to questions, the gospel and ACTS prayer are included with the story text.*</i></p>

2. OPENING CIRCLE TIME, continued

★ = follow the stars for a short & simple lesson plan

<p>Story Response Song(s)</p> <p>Hymn</p> <p><i>lyrics and sheet music, Appendix A</i></p>	<p><i>As attention span and time allow, you might want to end with one of the following songs which also tie in with the unit. If desired, use the Music and Movement activity ideas while singing (listed with the Response Activities).</i></p> <p>And Can It Be <i>DDD NIV Songs 3, track 17</i></p> <p>Refrain</p> <p>Amazing love, how can it be? That thou, my God, should die for me? Amazing love, how can it be? That thou, my God, should die for me?</p> <p>Tie-in: "God's love is amazing! How He loves His people! They deserved the full punishment for their sins. They deserved to die and be separated from God forever. But Jesus came to die for the sins of all who would ever turn from their sins and trust in Him as their Savior. He died in their place. He took their sins, so that they could be forgiven and live as God's people forever. When we turn from our sins and trust in Jesus as our Savior, then His death pays for our sins, too. We, too, can know God now in our hearts; and one day, go to live with Him forever."</p>
--	--





<p>Praise Song</p> <p><i>lyrics and sheet music, Appendix A</i></p>	<p>Praise Song: I Have Decided to Follow Jesus <i>DDD NIV Songs 3, track 18</i></p> <p>I have decided to follow Jesus, I have decided to follow Jesus, I have decided to follow Jesus, No turning back, no turning back.</p> <p>Tie-in: "God offers to forgive our sins when we turn away from a life of disobeying Him and trust in Jesus as our Savior. He gives us eternal life and makes us His people. God's people love God and want to please Him. Every day they ask God to help them to follow Jesus in how they live. They want to love God and others the way Jesus did. God loves to answer this prayer. He promises to send the Holy Spirit to help them do this."</p>
--	--

3. TAKING ACTION: Response Activities *(choose from among these activities)*

<p>Transition to Activities</p>	<p>★ Well, Deep Down Detectives, you've done a great job diggin' deep down for answers in the truths of God's Word. Now it's time to enjoy some activities."</p> <p><i>Tell children what activity/s you are providing for them: either free play or some of the response activities listed below. When you are ready to dismiss them, use this song to help the children transition in an orderly fashion to their next activity.</i></p>
--	--

<p>Classroom Song, verse 2</p> <p><i>lyrics and sheet music, Appendix A</i></p>	<p>"Children, let's sing our Time to Play Song. When we are finished you may get up and walk over to our next activity."</p> <p>Classroom Song, verse 2 <i>DDD NIV Songs 3, track 2</i></p> <p>We've gathered together to worship God, We've gathered together to worship God, And now it's time to play.</p> <p><i>Dismiss the children to whatever activities you have prepared for them to do.</i></p>
--	---

3. TAKING ACTION: Response Activities (choose from among these activities) ★ = short & simple lesson plan

<p>Response Activities</p>	<p>Choose one or more activities appropriate for your children, based on classroom time and developmental needs. Add the Discussion Sheet to any activity for deeper learning. ★</p>	
<p>Bible Verse Memory Game</p> <p><i>game directions, Appendix B</i></p>	<p>Though listed with the opening activities, you may choose to use this Bible verse game here instead (or as a repeat).</p> <ul style="list-style-type: none"> • Lesson 1 Game: Animal Cube • Lesson 2 Game: Fill'er Up • Lesson 3 Game: Lily Pad Jump 	<p>Use the Discussion Sheet with this activity for even deeper learning ★</p>  <p>Discussion Questions</p>
<p>Music, Movement & Memory Activity</p> <p><i>game directions, Appendix B</i></p>	<p>A music activity that uses the songs from the Bible Truth and Big Question unit.</p> <ul style="list-style-type: none"> • DDD Songs for this Bible Truth, plus: • Lesson 1 Activity: Bottle Shakers • Lesson 2 Activity: March 'n' Say • Lesson 3 Activity: Clap, Tap and Say 	<p>Use the Discussion Sheet with this activity for even deeper learning ★</p>  <p>Discussion Questions</p>
<p>Bible Story Review Game</p> <p><i>game directions, Appendix B</i></p>	<p>A game that uses the storyboard pictures from the story to review the story.</p> <ul style="list-style-type: none"> • Lesson 1 Game: Run to the Grocery Store • Lesson 2 Game: Who's in the Basket? • Lesson 3 Game: Going Fishing 	<p>Use the Discussion Sheet with this activity for even deeper learning ★</p>  <p>Discussion Questions</p>
<p>Coloring Pages/ Take Home Sheets</p> <p><i>in Appendix C</i></p> <p>★</p>	<p>A coloring page related to the lesson assignment question is provided for each lesson. On the back of each are the key concepts, a few questions and a song for parents to use with their children.</p> <p>NOTE: Upgrade your coloring sheet to a more interesting craft by offering simple embellishments, such as jiggly eyes, craft sand, glitter, glitter glue, colored paper dots (made with a hole punch), fabric scraps, etc. Make cut-to-size glued-on clothes, hair, etc for characters by using a copy of the coloring sheet, cutting out the selected portions and making them the patterns for whatever you want to cut out of fabric, paper, foil, etc.</p> <ul style="list-style-type: none"> • Lesson 1 Coloring Sheet Emphasis: Bible Truth • Lesson 2 Coloring Sheet Emphasis: Bible Verse • Lesson 3 Coloring Sheet Emphasis: ACTS Prayer 	<p>Use the Discussion Sheet with this activity for even deeper learning ★</p>  <p>Discussion Questions</p>
<p>Extra Crafts: Big Question Craft <i>in Appendix C</i></p> <p>Bible Verse Craft <i>in Appendix C</i></p> <p>Bible Story Puzzle <i>in Appendix C</i></p>	<p>These crafts are slightly more complex than the coloring/take home sheets:</p> <p>The Bible Concept Go-and-Tell Craft is a craft that summarizes the Bible concept and includes the Bible verse is included for those desiring more than a coloring sheet. This more complex craft will involve gluing, sticking, etc. Can be used at any time.</p> <p>The Bible Story Coloring Sheet provides a tie in between the Bible story and the Bible truth they are learning.</p> <p>The Storyboard Picture Placement Page has been made into a puzzle that can be cut out and re-assembled by the children. This provides a nice summary of the story.</p>	
<p>Free Play Activities ★ <i>ideas in Appendix D</i></p>	<p>Offer your own or some of the easy-to-make, free play activities suggested in Appendix D.</p>	

4. CLOSING CIRCLE TIME *(End-of-session activities for the last 5-10 minutes of class time)*

★ = short & simple lesson plan

<p>Transition to Closing Circle</p> <p>Classroom Song, verse 3</p> <p><i>lyrics and sheet music, Appendix A</i></p>	<p><i>Use this song to help the children transition in an orderly fashion. Start singing this song and ask the children to gather with you for Closing Circle Time.</i></p> <p>Classroom Song, verse 3 <i>DDD NIV Songs 3, track 3</i></p> <p>It's time to get ready to go and tell, It's time to get ready to go and tell, Come gather here with me.</p>
<p>Closing Circle Time</p> <p>Classroom Song, verse 4</p> <p><i>lyrics and sheet music, Appendix A</i></p>	<p><i>When children are settled in the circle, say:</i></p> <p>"It's almost time for your parents to come pick you up. And do you know what that means? It means.... (draw this out to build anticipation and excitement)...that it's almost time to go home and....it's almost time to...Go and Tell! We have learned some big news about God today. God wants us to take and tell it to the whole world!"</p> <p>Classroom Song, verse 4 <i>DDD NIV Songs 3, track 4</i></p> <p>So what's our big news to go and tell, So what's our big news to go and tell, Can you tell me now?</p>
<p>Big News to Tell Big Question 3</p> <p>VISUAL AID</p> <p>#1</p> <p><i>*found in the DDD Unit 3 Visual Aids, NIV Book</i></p> <p><i>lyrics and sheet music, Appendix A</i></p> <p>Big Question 3, Bible Truth 4</p> <p>VISUAL AID</p> <p>#3</p>	<p>"Let's see....there's so much big news to tell! There's so much we've learned!</p> <p>First of all, can you tell me the answer to our Big Question: "What is the gospel?" <i>Hold up the Bible Truth Clue Picture.</i></p> <p>Say the answer with me: "It's salvation through faith in Jesus Christ!"</p> <p><i>(If desired, you can sing one/both of the Big Question songs.)</i> <i>DDD NIV Songs 3, tracks 12,13</i></p> <p>And what's one way He does this? What did we learn? <i>Point to the picture.</i></p> <p>God saves all who repent of their sins and trust in Jesus as their Savior!"</p>
<p>Big Question 3 Bible Truth 4 Bible Verse</p> <p>VISUAL AID</p> <p>#4</p> <p><i>*found in the DDD Unit 3 Visual Aids, NIV Book</i></p> <p><i>lyrics and sheet music, Appendix A</i></p>	<p>"And how do I know this is true? Can you tell me? Say it with me: "The Bible tells me so!"</p> <p>That's right!</p> <p>We learned: Mark 1:15:</p> <p>"The time has come," he said. "The kingdom of God is near. Repent and believe the good news!"</p> <p>Learn a Little: "Repent and believe the good news!"</p> <p>What It Means: For years and years, God had promised to send a Savior to save us from our sins. For years and years, people waited and watched...and they watched and waited. At last, Jesus came! He taught the people about God and did amazing things. He showed them that He was God's Son, the Savior God had promised.</p> <p>But what did people have to do, if they were to be forgiven by God for their sins? Jesus told them: "Repent and believe in the gospel--the good news that Jesus was God's Son, the Savior, sent to save them. We can be forgiven, too, when we repent (that is, turning away disobeying God and turning to live for God, instead) and believe that Jesus is God's Son, the Savior. God loves to help us do this. Ask Him!</p> <p><i>(If desired, you can sing the Bible verse song.)</i> <i>DDD NIV Songs 3, track 22</i></p>

4. CLOSING CIRCLE TIME, continued



= follow the stars for a short & simple lesson plan

<p>Closing ACTS Prayer Time</p> <p>ACTS Prayer Chant</p> <p><i>lyrics and sheet music, Appendix A</i></p>	<p><i>Let's ask God to help us to remember this and even tell others this good news. Let's get ready and pray our ACTS prayer.</i></p> <p><i>And what does ACTS mean? Let's sing/say our ACTS Prayer Chant!</i></p> <p>ACTS Prayer Chant Song <i>DDD NIV Songs 3, tracks 10,11</i></p> <p>A, Adoration, God, we praise You! C, Confession, Forgive us our sins. That's the ACTS prayer, my friend, T, Thanksgiving, Thank You for Jesus, Bow your head, Close your eyes, Shhh, S, Supplication, Help us to live like Him.. Let's begin.</p>
<p>Closing ACTS Prayer</p>	<p>"Let's pray!"</p> <p><i>Lead the children in the ACTS prayer for this Bible Truth.</i></p> <p>A God, we praise You for being so full of love and mercy! You call us to repent and believe in Jesus that we might be saved.</p> <p>C We confess that we often disobey You and Your good ways. We choose to live life our own way, not Yours. We need a Savior!</p> <p>T Thank You, God, for offering us salvation through Jesus, when we repent of our sins and trust in Jesus as our Savior.</p> <p>S God, work in our hearts. Help us to trust in Jesus as our Savior. Help us to joyfully obey You. You know what is best for us and what brings You glory.</p> <p>In Jesus' name we pray. Amen.</p>
<p>5. TAKING IT HOME <i>(Take Home Sheet)</i></p>	
<p>Clean up and Dismissal</p>	<p>★ "Now it's time to work together and clean up." <i>Have the children join you in cleaning up the room.</i></p>
<p>Coloring Pages/ Take Home Sheets</p> <p><i>in Appendix C</i></p>	<p>★ <i>Give out the craft/take home sheet and any other papers from the session, as you dismiss children from class.</i></p> <p><i>(Reminder: The back side of the coloring page is the take home sheet for each lesson.)</i></p>
<p>Bible Story to Take-Home</p> <p><i>in Appendix C</i></p>	<p>You may also want to include a copy of the story along with the take home sheet. (However, each coloring sheet/take home sheet includes a note to parents telling where they can download the story from the Parent Resources section on the website.)</p>

The Case of the Changes in Cruddy Crete*Titus***Story-telling Tips**

Ahead of time:

1. Read the Bible verses and story. Pray!
2. Choose story action cues and prepare storyboard figures/Story Scenes, if using. (In Visual Aids book)
3. Practice telling story with the storyboard figures/Story Scenes, timing your presentation. Shorten, if necessary.

During your presentation:

1. Maintain as much eye contact as possible as you tell the story.
2. Put up storyboard figures/add story action cues/hold up Story Scenes as you tell the story. Allow the children to help you put them on the board, if desired.
3. Include the children in your story with a few questions about what they think will happen or words/concepts that might be new to them.
4. Watch the kids for signs that their attention span has been reached. Shorten, if necessary.

INTRODUCTION/ LISTENING ASSIGNMENTS (Optional)

“Our story is called: The Case of the Changes in Cruddy Crete. Here is your listening assignment... ” Read the assignment for your lesson using Detective Dan’s Listening Assignment sign or the text below:

Detective Dan’s Lesson #1 Listening Assignment:

I need to find out:

Cruddy is a word that means something is no good.

1. **What was Crete and what was so cruddy about it?**
2. **Who changed in Crete? How did they change?**

Detective Dan’s Lesson #2 Listening Assignment:**Our Bible Verse is Mark 1:15:**

“The time has come,” he said. “The kingdom of God is near. Repent and believe the good news!”

I need to find out:

1. **Who went to Crete to tell the people to repent and believe?**
2. **What was the gospel that he wanted them to repent and believe in?**

Detective Dan’s Lesson #3 Listening Assignment:

I found six clues, but only 4 of them are in the story.

They are: A liar; a palm tree; a pizza; a pair of shoes; a man named Titus; and, a lazy, over-eater.

Hold each of them up for the children to see as you identify them.

I need to figure out:

1. **Which four belong in our story?**
2. **Who repented of their sins and asked God for forgiveness? Who helped them do this?**

Read the assignment questions, THEN SAY,

“Ok, Deep Down Detectives! Put on your best listening ears and see if you can hear the answers to Detective Dan’s questions. When I finish telling the story, we will see if we can answer all the questions.”

Read the Bible Truth story, answer questions, present the gospel and lead in prayer.

Answers to questions; the gospel; and, ACTS prayer are included with the story text.

The Case of the Changes in Cruddy Crete *Titus**Story with lines separating paragraphs (text in bold, optional interaction cues in italics)***This story is an island story. Do you know what an island is?***What can you tell me about an island?***It's a little piece of land stuck out in the middle of a big piece of water, such as a sea or an ocean. The island in this story was very famous for something. Let's think what it might be.****Some islands are famous for their tall, volcano mountains that spray out smoke and hot lava. THIS island had tall, volcano mountains with smoke and lava... but that's not what it was famous for.****Some islands are famous for their beautiful, sandy beaches with palm trees blowing in the breeze and colorful fish swimming in the clear, blue water. THIS island had beautiful beaches with swaying palm trees. It had colorful fish swimming in the clear water... but that's not what it was famous for.****Some islands are even famous for their tasty, island food and their good, island people. Ah...and NOW we're getting very close to what THIS island was famous for. Because, while this island DID have tasty, island food that was yummy in your tummy, it was famous for NOT having that other thing I just told you about. Can you remember what it was?***Can you remember?***It was good, island people! Yes, THIS island was famous for its BAD, island people. And that's why, though the name of this island was really just "Crete," most people thought of it more like "Cruddy Crete." (Cruddy is a word that means something is no good.) This island was filled with many bad people doing many bad things. There were liars and cheaters, and lazy, over-eaters, just to name a few. And that's why "Cruddy Crete" was really a very good nickname for the island of Crete.****Many people stayed away from Cruddy Crete. After all, why would anyone want to go to a place like this with all these bad people doing all these bad things? Surely there were other islands with beaches and fish and volcanoes and tasty food that had GOOD island people. So why go to one with such BAD people on it?***Does this sound like an island you would like to visit?***Cruddy Crete certainly doesn't sound like any place I would like to visit; but, our story is about two men—Paul and Titus-- who very much wanted to go there. And as crazy as it sounds, they wanted to go there for the very reason that you and I might NOT want to: all those bad people! There was something very important that Paul and Titus wanted to tell them.****Can you guess what it was that Paul and Titus wanted to tell them?***What do you think they wanted to tell them?***Paul and Titus wanted to tell the people of Cruddy Crete the gospel—the good news that Jesus, the Savior had come and could save them--even them--from their sins.**

Story with lines separating paragraphs (text in bold, optional interaction cues in italics)

You see, sinners—people who disobey God and His good ways—were exactly the kind of people Jesus had come to save. And Jesus was such a great Savior that there were no people too cruddy and no hearts too full of sin that Jesus could not save them. Jesus could save even the WORST of sinners—even people as bad as those on Cruddy Crete.

Perhaps that’s why Paul wanted to go to Crete so very much. Paul had once been a bad sinner like them. He had been a hater of Jesus. He had done many bad things to hurt Jesus’ followers. He had even wanted them dead! Paul deserved God’s punishment for all the bad things he had done; but, God chose to forgive Paul’s sins through Jesus, instead. Paul trusted in Jesus as his Savior and repented of his sins. God saved Paul and changed him. Paul was so grateful to God for forgiving his sins! And if there was one thing Paul loved to tell others, it was how God could save and change them, too.

So, off Paul went with his young friend, Titus. They headed by boat to Cruddy Crete to tell the people the good news of the gospel. Paul and Titus sailed over the wavy seas for many days. At last, they were so far out to sea that there was nothing to see but water. Where was Crete? Were they lost? Then, “Land, ho!” Someone spotted an island in the distance. It was Crete—Cruddy Crete—at last!

When Paul and Titus got to Crete, they saw the volcano mountains, and the sandy beaches, and the colorful fishes swimming in the clear waters. They saw the swaying palm trees and tasted the good, island food. Then they met the island people; and yep, those people were cruddy, all right! Liars and cheaters and lazy, over-eaters, just to name a few. Oh, how these people needed to know about the Savior, Jesus!

Paul and Titus went right to work. From town to town they walked, sharing the good news of Jesus everywhere they went—with the liars and the cheaters and the lazy, over-eaters and everyone else who would listen. And this is the good news of the gospel they shared:

God is the good King and Creator of the world. He made us and gave us His good laws to live by. But we have all chosen to disobey God and we deserve His punishment! We need a Savior to save us from our sins. God, Himself, provided that Savior-- His very, own Son, Jesus. Jesus came to earth. He lived a perfect life, then on the cross He suffered and died as the perfect sacrifice for the sins of God’s people. Jesus rose up from the dead on the third day in victory. Now all who turn away from their sins and trust in Jesus as their Savior will be saved! They will be God’s special people and live with Him forever. “Come, repent; come, believe in Jesus! Come, be saved from your sins!” Paul urged the people of Cruddy Crete.

What would happen? Would they believe? Would they repent?

What do you think happened?

God worked in the hearts of the liars, and the cheaters, and the lazy over-eaters as they listened to Paul preach. They could see that they were sinners. They could see that they needed a Savior. They wanted God’s forgiveness through Jesus.

But what ELSE had Paul told these people they needed to do to be saved? It wasn’t only BELIEVE. There was something else they needed to do. Can you remember what it was?

Can you tell me what it was?

They needed to REPENT and believe. Uh oh! Now THAT might be trouble for the people of Cruddy Crete. That meant it wasn’t enough for those cruddy people of Crete to just BELIEVE that Jesus was the Savior. That meant it wasn’t enough for them just to TRUST in Him as their Savior. It might be easy to just believe and trust.

Story with lines separating paragraphs (text in bold, optional interaction cues in italics)

They needed to **REPENT** of their sins, too. They needed to **change the way they were living**, too. It didn't mean they would be perfect and never sin again. Only Jesus could live a perfect life. But, it **DID** mean that they turned away from lying and cheating and lazy, over-eating as their way of life. They would choose to live for God, instead.

WOULD the people of Cruddy Crete do this? **COULD** they do this? They had been such bad people, living their own way for so long!

What do you think? Could they turn away from their sins?

Yes, they **COULD**; and yes, they **WOULD**! How? God, Himself, would help them live for Him! He was working in their hearts. He was helping them not only trust in Jesus as their Savior, but also to repent of their sins. This is the power of the gospel! He would help those liars turn from their lying, and those cheaters to turn from their cheating, and those lazy over-eaters to turn away from their lazy over-eating! Yes! He would help them **ALL** to turn away from living their bad lives...and He would keep on helping them trust in Jesus and live for Him the **REST** of their lives. God would always be their helper!

So right then and there, many people in Cruddy Crete repented of their sins and trusted in Jesus as their Savior. And before long, there were little groups of believers in every town on the island. How happy that made Paul and Titus!

Paul soon set sail for other lands. There were so many more people he wanted to share the good news of Jesus with!

But Titus stayed right there in Crete, caring for these new believers as their pastor. Titus loved them and prayed for them and taught them the Bible. What a lot of help these people needed! After all, this was Cruddy Crete, where wicked ways were right at home. All around them were people who **STILL** were liars and cheaters and lazy, over-eaters! And that cruddy, ole sin was so tempting! It kept wanting to creep right back into their lives and it made it very hard for those new believers to keep on loving God and living for Him. Oh, how they wanted to love God and live for Him; but oh, how they struggled!

Far away in Corinth, Paul heard about their struggles. He wrote a letter to encourage them. Zenas and Apollos sailed over the wavy seas to Crete and gave it to Titus. This is what Titus read:

Dear Titus,

I know things are hard in Cruddy Crete. Remind the new believers that the gospel they heard us preach was to repent **AND** believe. That means God's people need to keep on turning away from their sins **AND** keep on believing in Jesus every day. This can be very hard, especially on Cruddy Crete—where wicked ways are right at home. Urge the new believers to keep on turning away from their sins. Urge them to use their lives to do good to each other, to love God, and to hold onto God's Word, the Bible. Remind them that they don't have to do this on their own. The God who helped them repent and believe in Him at the beginning, promises to always be with them. He will help them keep on believing in and living for Him every day.

Say hello to everyone for me. And may God help you live for Him!

Paul

What happened on Cruddy Crete after Titus read Paul's letter and shared it with the believers? Did the new believers keep on repenting of their sins as well as believing in Jesus? The Bible doesn't tell us. It would have been hard to do on Cruddy Crete, but not impossible. Why? Because God doesn't just help people repent and believe in Jesus at the beginning. He promises to keep helping them to believe in Him and live for Him their whole lives—even in a place like Cruddy Crete, where wicked ways were right at home.

Cracking the Case: (story wrap-up for Listening Assignments)

It's time to see how we did with our Listening Assignment.

Detective Dan's Lesson 1 Listening Assignment:

Cruddy is a word that means something is no good.

1. What was Crete and what was so cruddy about it? Crete was an island. It was filled with people who rebelled against God and His good ways. They are what made the island so cruddy.

2. Who changed in Crete? How did they change?

Many people changed in Crete when they heard the good news of Jesus. God's Holy Spirit worked in their hearts and helped them to repent of their sins and trust in Jesus as their Savior.

For You and Me:

Maybe we don't live in Cruddy Crete, but we need Jesus to be our Savior, just as much as they did. God can help us repent of our sins and trust in Jesus as our Savior, just like He helped them! Ask Him to help you!

Detective Dan's Lesson 2 Listening Assignment:**Our Bible Verse is: Mark 1:15**

"The time has come," he said. "The kingdom of God is near. Repent and believe the good news!"

1. Who went to Crete to tell the people to repent and believe? Paul with his young friend, Titus.

2. What was the gospel that he wanted them to repent and believe in?

The good news that we can be forgiven our sins and become God's people through Jesus. Paul wanted the people of Crete to repent of their sins and trust in Jesus as their Savior. He wanted them to become God's people, too.

For You and Me:

The gospel Paul shared with the people of Crete is for us, too. God offers to forgive our sins and make us His people when repent of our sins and trust in Jesus as our Savior. Ask Him to help you! He loves to do this!

Detective Dan's Lesson 3 Listening Assignment:

Our six clues were: a liar; a palm tree; a pizza; a pair of shoes; a man named Titus; and, a lazy, over-eater.

1. Which four belong in our story?

The liar; the palm tree; Titus; and, the lazy, over-eater.

2. Who repented of their sins and asked God for forgiveness? Who helped them do this?

Many people in Crete. Paul helped them do this, by telling the gospel and preaching God's Word. God's Holy Spirit helped them do this by working in their hearts as they listened to Paul.

For You and Me:

Just like the people in Crete, we have heard the good news of Jesus. Just like them, God calls us to repent of our sins and trust in Jesus as our Savior. God helped the people of Crete repent and believe. He can help us, too. Ask Him to help you!

The Gospel (story wrap-up if NOT using Listening Assignments)**Our Bible Truth is:****What is the Gospel?**

It's Salvation through Faith in Jesus Christ...

God Saves All Who Repent of Their Sins and Trust in Jesus as Their Savior!

Like the people in Cruddy Crete, we have all chosen to disobey God and live our own way. We, too, deserve God's punishment for rebelling against Him. What good news is it to hear that God sent Jesus to be our Savior, too. Jesus died on the cross as the perfect payment for sins. On the third day, He rose from the dead, proving He had really beaten sin and death for us!

How can Jesus be our Savior? When we turn away from our sins and trust in Him as our Savior. God delighted to help many people in Crete do this. He can help you, too. Ask Him!

Close in prayer.

Closing ACTS Prayer

- A** God, we praise You for being so full of love and mercy! You call us to repent and believe in Jesus that we might be saved.
- C** We confess that we often disobey You and Your good ways. We choose to live life our own way, not Yours. We need a Savior!
- T** Thank You, God, for offering us salvation through Jesus, when we repent of our sins and trust in Jesus as our Savior.
- S** God, work in our hearts. Help us to trust in Jesus as our Savior. Help us to joyfully obey You. You know what is best for us and what brings You glory. In Jesus' name we pray. Amen.

Go to Lesson Plan, p.9 for the script to the rest of the lesson.

Deep Down Discussion Sheet

use with all THREE lessons

Use with all response activities for deeper learning



P.1

Questions to aid discussion of the key concepts and for use in games

Be familiar with these questions and answers. Look for opportunities to ask questions and discuss their answers, such as while the children work on their coloring pages, as part of their response games, or during play time. Remember: your goal isn't to ask all these questions or only talk to the children about these things. It is to be deliberate in having good conversations with them, however much or little you have.

BIG QUESTION	What is the Gospel? It's Salvation through Faith in Jesus Christ!
Meaning	Gospel means "good news." In the Bible, the gospel is the good news that God sent His Son Jesus to save sinners like you and me from the punishment we deserve for our sins. That salvation is ours when we turn from our sins and trust in Jesus as our own Savior.
Discussion Questions	<p><i>choose a few</i></p> <ol style="list-style-type: none"> 1. What is the gospel? <i>It's salvation through faith in Jesus!</i> 2. What does the word "gospel" mean? <i>It means "good news."</i> 3. Why is the gospel such good news? <i>It tells us how can forgive our sins and make us His people forever!</i> 4. Who do we need to have faith in? <i>Jesus.</i> 5. What did Jesus do so we can be saved? <i>He took the punishment for sin when He died on the cross.</i> 6. What does God want us to turn away from? <i>Our sins.</i> 7. What does it mean to turn away from our sins? <i>To say "no" to disobeying God and to want to obey Him, instead.</i> 8. Who can we ask to help us turn away from our sins and trust in Jesus? <i>God! He loves to help us when we ask Him.</i>
BIBLE TRUTH	It's Salvation through Faith in Jesus Christ...God Saves All Who Repent of Their Sins and Trust in Jesus as Their Savior!
Meaning	<p>God is our good Creator and King. He made us to know Him, love Him and obey His good laws. But sadly, we all have chosen to disobey God and His good laws. We deserve His punishment for our sins. We have all turned away from Him. But God has made a way for us to be forgiven our sins and to become His people. In His great love and mercy, God sent His Son, Jesus, to be our Savior. Jesus lived a perfect life. He never disobeyed God. He offered up His life as the full payment for sin when He suffered and died on the cross. On the third day, He rose from the dead. Jesus had done it! He had beaten sin and death for God's people!</p> <p>How can we become one of God's people? Who can receive God's gift of forgiveness? All who repent of their sins and trust in Jesus as their Savior. Repent means to stop living a life full of disobeying God and to start living to please God, instead. God can help us repent and believe. Ask Him! How wonderful it is to be one of God's people! To have special closeness with God by His Holy Spirit living in your heart now. And one day, to go live with God forever. That will be best of all!</p>
Discussion Questions	<p><i>choose a few</i></p> <ol style="list-style-type: none"> 1. Who is our good Creator and King? Why do we deserve His punishment? <i>God is our good Creator and King. We deserve His punishment because have all chosen to disobey Him.</i> 2. What did God do so that we could be forgiven our sins, instead of punished for them? <i>He sent His Son, Jesus to be our Savior. Jesus suffered and died on the cross for our sins in our place.</i> 3. How can Jesus be our Savior? What do we need to do? <i>We need to repent of our sins and trust in Him as our Savior.</i> 4. What does it mean to repent of our sins? <i>To stop living a life of disobeying God and to start living to please God, instead.</i> 5. Who can help us repent and believe? <i>God can! Ask Him!</i>

Deep Down Discussion Sheet

use with all THREE lessons

P.2

Questions to aid discussion of the key concepts and for use in games

THE GOSPEL	<p>What is God's good news for you and me? <i>The gospel!</i></p> <p><i>God made all people--including you and me! And He made us to know Him, love Him and obey Him. He's our good king, but we have all chosen to disobey Him. We all deserve His punishment. How sad! But God is so merciful! He sent a Savior, His Son, Jesus. Jesus suffered and died on the cross. He offered up His perfect life to God to completely pay for the sins of God's people. That includes us, when we turn away from our sins and trust in Jesus as our Savior. He loves to help us do this. Ask Him! How good is God to us!</i></p>
BIBLE TRUTH BIBLE VERSE	<p>"The time has come," he said. "The kingdom of God is near. Repent and believe the good news!" --Mark 1:15</p>
Meaning	<p>Learn a Little: "Repent and believe the good news!"</p> <p>For years and years, God had promised to send a Savior to save us from our sins. For years and years, people waited and watched...and they watched and waited. At last, Jesus came! He taught the people about God and did amazing things. He showed them that He was God's Son, the Savior God had promised. But what did people have to do, if they were to be forgiven by God for their sins? Jesus told them: "Repent and believe in the gospel--the good news that Jesus was God's Son, the Savior, sent to save them. We can be forgiven, too, when we repent (that is, turning away disobeying God and turning to live for God, instead) and believe that Jesus is God's Son, the Savior. God loves to help us do this. Ask Him!</p>
Discussion Questions	<p><i>choose a few</i></p> <ol style="list-style-type: none"> 1. What is God's kingdom? <i>God's people, living with God, as He wants them to live.</i> 2. What is the gospel? <i>It's the good news about the Savior, Jesus.</i> 3. Who did God promise to send at just the right time? <i>The Savior, Jesus.</i> 3. What did Jesus do when He came? <i>He told people about God and did amazing things. He showed them that He was the Savior. He suffered and died for our sins. He rose to life in victory.</i> 4. What did Jesus tell people to do, if they wanted to become God's people? <i>Repent of their sins and believe that He is the Savior.</i> 5. How does "repent" mean? <i>To turn away from disobeying God and live to please Him, instead.</i> 6. Who can help us repent and believe? <i>We can ask God to help us to turn away from our sins and trust in Jesus as our Savior. He loves to answer these prayers!</i>
BIBLE STORY	<p>The Case of the Changes in Cruddy Crete</p>
Discussion Questions	<p><i>choose a few</i></p> <ol style="list-style-type: none"> 1. What made Crete so cruddy? <i>The people were sinners who chose to live their own way instead of God's good way. They were especially known for being liars, cheats, and lazy over-eaters.</i> 2. What did Paul and Titus come to tell them? <i>The good news of Jesus that they might be saved.</i> 3. What two things did Paul tell them they needed to do, if they were to be saved? <i>Repent of their sins and believe in Jesus as their Savior.</i> 4. How does "repent" mean? <i>To turn away from disobeying God and live to please Him, instead.</i> 5. Why would it be hard for the people of Crete to repent of their sins? <i>They would have to stop living the way they had been living and start living a completely different way.</i> 6. Who helped the people of Crete repent and believe? <i>God did. His Holy Spirit worked in their hearts as they listened to Paul preach.</i> 7. Who stay to help the new believers in Crete? <i>Titus did.</i> 8. How did Paul encourage the new believers when he heard they were struggling? <i>He wrote them a letter and urged them to keep on believing in God and keep on repenting. He told them God would help them.</i>

DEEP DOWN DETECTIVES

Curriculum Resources



Appendix A:

Unit 3 Songs, ESV

Index of Songs

TRACK NUMBERS	150
 GENERAL CLASSROOM SONGS (USED EVERY LESSON, EVERY UNIT)	
Lyrics:	
The Classroom Song vs.1-4	153
Deep Down Detectives Theme Song	154
The Classroom Rules Song	154
Let's Pray Song	155
The Big Question Box Song	155
The Bible Chant Song	156
ACTS Prayer Song	156
 Sheet Music :	
The Classroom Song vs.1-4	157
Deep Down Detectives Theme Song	157
The Classroom Rules Song	158
Let's Pray Song	158
The Big Question Box Song	159
The Bible Chant Song	159
ACTS Prayer Song	160
 Unit 3: The Good News of God, the Gospel	
Unit 3 Songs Lyrics:	
Big Q & A 3 Song	163
Big Question 3 Song: What's the Gospel?	164
Big Question 3 Bible Verse Song: For God So Loved the World John 3:16	165
<i>Extra Big Question 3 Bible Verse Song: For God So Loved the World John 3:16 ESV (other version)</i>	166
<i>Extra Big Question 3 Bible Verse Song: For God So Loved the World John 3:16 ESV (other version)</i>	167
Big Question 3 Hymn: And Can It Be, v.1 Refrain	168
Big Question 3 Praise Song: I Have Decided to Follow Jesus	169
 Unit 3 Songs Sheet Music	
Big Q & A 3 Song	170
Big Question 3 Song: What's the Gospel?	171
Big Question 3 Bible Verse Song: For God So Loved the World John 3:16	173
<i>Extra Big Question 3 Bible Verse Song: For God So Loved the World John 3:16 (other version)</i>	174
<i>Extra Big Question 3 Bible Verse Song: For God So Loved the World John 3:16 (other version)</i>	175
Big Question 3 Hymn: And Can It Be, v.1 Refrain	176
Big Question 3 Praise Song: I Have Decided to Follow Jesus	176

Index of Songs, continued

What Is the Gospel?

It's Salvation through Faith in Jesus Christ!

Bible Truth 1: God Made Us and We Should Obey Him

Lyrics:

Bible Verse: Shout for Joy Psalm 100:1,2, NIV 1984 179

Sheet Music:

Bible Verse: Shout for Joy Psalm 100:1,2, NIV 1984 180

Bible Truth 2: We Have All Disobeyed God and Deserve His Punishment

Lyrics:

Bible Verse: There Is Not a Righteous Man Ecclesiastes 7:20,29, NIV 1984 181

Sheet Music:

Bible Verse: There Is Not a Righteous Man Ecclesiastes 7:20,29, NIV 1984 182

Bible Truth 3: God Sent Jesus to Pay for the Sins of God's People!

Lyrics:

Bible Verse: He Was Pierced Isaiah 53:5, NIV 1984 183

Sheet Music:

Bible Verse: He Was Pierced Isaiah 53:5, NIV 1984 184

Bible Truth 4: God Saves All Who Repent of Their Sins and Trust in Jesus

Lyrics:

Bible Verse: The Time Has Come Mark 1:15, NIV 1984 185

Extra Bible Verse: Help Us, O God, Our Savior Psalm 79:9, NIV 1984 186

Sheet Music:

Bible Verse: The Time Has Come Mark 1:15, NIV 1984 187

Extra Bible Verse: Help Us, O God, Our Savior Psalm 79:9, NIV 1984 188

Deep Down Detectives NIV Songs 3 Track Numbers

This is a listing of all songs mentioned in the unit curriculum. You may or may not choose to use all of the songs. They are listed in easy-reference order--NOT in the order used in the curriculum.

You may choose to simply burn a CD/load them onto an mp3 device in this order. Or, you may want to do what we do: choose the songs we want to use and create a play list of them in that order. Then, we burn a CD/upload the play list onto an mp3 device. A teacher only has to click forward to the next song, instead of hunting for the right track. The track number have been included as part of the title of each song, so teachers will still have a reference to the track number listed in the curriculum (same as those listed below), even if you change the order on your customized play list.

SONGS USED EVERY UNIT OF THE CURRICULUM

- 1 The Classroom Song v.1
- 2 The Classroom Song v.2
- 3 The Classroom Song v.3
- 4 The Classroom Song v.4
- 5 Deep Down Detectives Theme Song
- 6 The Classroom Rules Song
- 7 Let's Pray Song
- 8 The Big Question Box Song
- 9 The Bible Chant Song
- 10 ACTS Prayer Song (Short Version)
- 11 ACTS Prayer Song (Full Version)

Why the Extra Songs?

Deep Down Detectives is a curriculum used by a wide age-span of kids. Sometimes one of the other songs is a better fit for your kids. Or, you may simply want to teach them more songs on the same Bible Truth. Use as many or as few as you want.

UNIT 3: GOD'S GOOD NEWS, THE GOSPEL

- 12 Big Q & A 3 Song
- 13 Big Question 3 Song: What's the Gospel?
- 14 Big Question 3 Bible Verse Song: For God So Loved the World John 3:16
- 15 *Extra Big Question 3 Bible Verse Song: For God So Loved the World John 3:16 (other version)*
- 16 *Extra Big Question 3 Bible Verse Song: For God So Loved the World John 3:16 (other version)*
- 17 Big Question 3 Hymn: And Can It Be, v.1 Refrain
- 18 Big Question 3 Praise Song: I Have Decided to Follow Jesus

What Is the Gospel?

Salvation through Faith in Christ...

Bible Truth 1: God Made Us and We Should Obey Him

- 19 Bible Verse: Shout for Joy Psalm 100:1,2, NIV 1984

Bible Truth 2: We Have All Disobeyed God and Deserve His Punishment

- 20 Bible Verse: There Is Not a Righteous Man Ecclesiastes 7:20,29, NIV 1984

Bible Truth 3: God Sent Jesus to Pay for the Sins of God's People!

- 21 Bible Verse: He Was Pierced Isaiah 53:5, NIV 1984

Bible Truth 4: God Saves All Who Repent of Their Sins and Trust in Jesus

- 22 Bible Verse: The Time Has Come Mark 1:15, NIV 1984
 23 *Extra Bible Verse: Help Us, O God, Our Savior Psalm 79:9, NIV 1984*

DEEP DOWN DETECTIVES

Curriculum Resources



**General Classroom Songs
(used every lesson
of the curriculum)**

Unit 3 Lyrics

The Classroom Song

DDD NIV Songs 3, Tracks 1-4

Verse 1

Let's gather together to worship God,
Let's gather together to worship God,
Come gather now with me!

Verse 2

We've gathered together to worship God,
We've gathered together to worship God,
And now it's time to play.

Verse 3

It's time to get ready to go and tell,
It's time to get ready to go and tell,
Come gather here with me.

Verse 4

So what's our big news to go and tell,
So what's our big news to go and tell,
Can you tell me now?

Unit 3 Lyrics

Deep Down Detectives Theme Song

DDD NIV Songs 3, Track 5

We're Deep Down Detectives,
diggin' deep in God's Word,
For truths about God and His plans for this world,
We're seeking to love Him, with all of our heart,
We're Deep Down Detectives!
Come on! Let's start!

Words and Music: Constance Dever ©2015

Classroom Rules Song

DDD NIV Songs 3, Track 6

Shh, be quiet while someone is talking,
Raise your hand, if you have something to say,
Don't touch your friend, sitting beside you,
Obey your teachers, Be kind as you play.
These are our classroom rules,
These are our classroom rules,
They help us worship God and love one another,
These are our classroom rules.

Words and Music: Constance Dever ©2015

Unit 3 Lyrics

Let's Pray

DDD NIV Songs 3, Track 7

1-2-3!

Fold your hands,

Bow your head,

Close your eyes.

Let's pray! (*repeat*)

Words and Music: Constance Dever ©2015

Big Question Box Song

DDD NIV Songs 3, Track 8

The Big Question Box Song

We've got a big box,

All closed up and locked,

Filled with the truths of God's Word.

We've got a brief case,

There's no time to waste,

Come on, kids, let's open it up!

Words and Music: Constance Dever ©2015

Unit 3 Lyrics

The Bible Chant Song

DDD NIV Songs 3, Track 9

The Bible, the Bible,
Let's get out the Bible.
Let's hear what God has to say.
The Bible, the Bible,
God's given us the Bible.
It's His Word for us to learn and obey! Yay!

Words and Music: Constance Dever ©2015

The ACTS Prayer Song

DDD ESV Songs, Tracks 10,11

A: Adoration, God, we praise You,
C: Confession, Forgive us our sins,
T: Thanksgiving, Thank You for Jesus,
S: Supplication, Help us live like Him. (repeat)

That's the A-C-T-S prayer, my friend,
Bow your head, Close your eyes, Shhh,
Let's begin!

Words and Music: Constance Dever ©2016

The Classroom Song

DDD NIV Songs 3, Tracks 1-4

1. Let's ga - ther to - geth - er to wor - ship God. Let's ga - ther to -
 2. We've ga - thered to - geth - er to wor - ship God. We've ga - thered to -
 3. It's time to get read - y to go and tell, It's time to get
 4. So what's our big news___ to go and tell? So what's our big

6
 geth - er to wor - ship God. Come ga - ther here with me. _____
 geth - er to wor - ship God. And now it's time to play! _____
 read - y to go and tell. Come ga - ther here with me! _____
 news___ to go and tell?_____ Can you tell me now?_____

Words and Music: Constance Dever ©2013

Deep Down Detectives Theme Song

DDD NIV Songs 3, Track 5

We're Deep Down De - tec - tives! Dig - gin' deep in God's Word, For truths a bout God, and_ His
 plans for this world,_____ We're seek - ing to love___ Him,___ with
 all of our heart,_____ We're Deep Down De - tec - tives! Come on! Let's start!

Words and Music: Constance Dever ©2014

The Classroom Rules Song

DDD NIV Songs 3, Track 6

C F G C F G

Shh! Be quiet while someone is talking, Raise your hand when you have something to say,

5 F C F C G13 C

Don't touch your friend, sitting beside you, Obey your teachers be kind as you play.

9 F G F C G

These are our classroom rules, These are our classroom rules, They help us

13 C F G F G C

worship God and love one another, These are our classroom rules. Yeah!

Words and Music: Constance Dever ©2013

Let's Pray

DDD NIV Songs 3, Track 7

A C#m D A E A

One, two, three, Fold your hands, Bow your head, close your eyes, Let's pray!

5 C#m D A E

One, two, three, Fold your hands, Bow your head, close your eyes, Let's pray!

Words and Music: Constance Dever ©2013

The Big Question Box Song

DDD NIV Songs 3, Track 8

We've got a big_ box, All closed up and locked, Filled with the truths of God's

4 Word. We've got a brief_____ case,_____ There's

6 no time to waste! Come on,_____ kids! Let's o - pen it up!

Words and Music: Constance Dever ©2016

The Bible Chant Song

DDD NIV Songs 3, Track 9

The Bi-ble, the Bi ble, Let's get out the Bi-ble, Let's hear what God has to say._____ The

5 Bi ble, the Bi-ble, God's gi-ven us the Bi ble, It's His Word for us to learn and o bey!_ Yay!

Words and Music: Constance Dever ©2013

The ACTS Prayer Song

DDD NIV Songs 3, Tracks 10,11

C G G⁷ C

A: A-do-ra tion, "God,we praise You," C: Con-fes-sion,"For-give us our sins,"

5 C G G⁷ C

T: Thanks-giv ing, "Thank You for Je-sus, S: Sup-pli-ca-tion,"Help us live like Him."

9 C G G⁷ C

A: A-do-ra tion, "God,we praise You," C: Con-fes-sion,"For-give us our sins,"

13 C G G⁷ C

T: Thanks-giv ing, "Thank You for Je-sus, S: Sup-pli-ca-tion,"Help us live like Him."

17 2. C G F

live like_ Him." That's the A, C, T, S prayer, my friend, Bow your

20 G G⁷ C

head, close your eyes, shhh! Let's be - gin!

DEEP DOWN DETECTIVES

Curriculum Resources



Unit 3 Songs

(used with all 4 Bible Truths)

Unit 3 Lyrics

Big Q & A 3 Song

DDD NIV Songs 3, Track 12

What's the gospel?

What's the gospel?

Can you tell me what it is?

It's salvation through faith in Jesus,

That's what the gospel is. (repeat)

Words: Constance Dever Music: Adapted Nursery Rhyme ©2012

Big Question 3 Song: What Is the Gospel?

DDD NIV Songs 3, Track 13

Refrain:

What is the gospel?

G-O-S-P-E-L?

What is the gospel?

Can anybody tell me?

What is the gospel?

Yes, I know what it is!

Salvation through faith in Christ,

That's what the gospel is.

"G" is for God, our good King and Creator,

O, we should obey Him, but instead we're disobeyers,

So S, we need a Savior to save us from our sins,

That Savior is Jesus, who "P" took the punishment.

Yes, Jesus died upon the cross, the perfect sacrifice,

Then on Day Three, He rose again

To prove He'd won the fight,

And now "E" everyone who repents and believes in Him,

He gives "E-L" eternal life: forever life with Him. Refrain

Unit 3 Lyrics

Unit 3 Bible Verse Song: DDD NIV Songs 3, Track 14 For God So Loved the World

For God so loved the world,
That He gave His only Son,
That whoever believes in Him shouldn't perish,
But have eternal life. (refrain)
John Three, sixteen.

Words: adapted from John 3:16, NIV 1984 Music: Constance Dever ©2016

Tie-in: How great is God's love for sinners like you and me, that He would send His dear Son Jesus to suffer and die for us! Now all who turn from their sins and trust in Jesus as their Savior, will not perish. They will not receive the punishment they deserve for their sins. Jesus has paid for their sins already when He died on the cross. Because of them, they will enjoy eternal life with God. Here on earth, they can know Him in their heart and His care in their lives. And when they die, they will go to be with Him forever!

Unit 3 Lyrics

Extra Unit 3 Bible Verse Song: For God So Loved the World

DDD NIV Songs 3, Track 15

For God so loved the world,
For God so loved the world,
That He gave His only Son,
He gave His only Son,
That whoever believes in Him should not perish,
But have eternal life,
But have eternal life.
John Three, sixteen.

Words: adapted from John 3:16, NIV 1984 Music: Constance Dever ©2012

Tie-in: How great is God's love for sinners like you and me, that He would send His dear Son Jesus to suffer and die for us! Now all who turn from their sins and trust in Jesus as their Savior, will not perish. They will not receive the punishment they deserve for their sins. Jesus has paid for their sins already when He died on the cross. Because of them, they will enjoy eternal life with God. Here on earth, they can know Him in their heart and His care in their lives. And when they die, they will go to be with Him forever!

Unit 3 Lyrics

Extra Unit 3 Bible Verse Song: For God So Loved the World

DDD NIV Songs 3, Track 16

For God so loved the world,
That He gave His only Son, His Son,
For God so loved the world,
That He gave His only Son, His Son,
That whoever believes in Him should not perish,
But have eternal life,
That whoever believes in Him should not perish,
But have eternal life.
John Three, sixteen.

Words: adapted from John 3:16, NIV 1984 Music: Constance Dever ©2016

Tie-in: How great is God's love for sinners like you and me, that He would send His dear Son Jesus to suffer and die for us! Now all who turn from their sins and trust in Jesus as their Savior, will not perish. They will not receive the punishment they deserve for their sins. Jesus has paid for their sins already when He died on the cross. Because of them, they will enjoy eternal life with God. Here on earth, they can know Him in their heart and His care in their lives. And when they die, they will go to be with Him forever!

Unit 3 Lyrics

Big Question 3 Hymn: And Can It Be?

DDD NIV Songs 3, Track 17

Refrain

Amazing love, how can it be?

That thou, my God, should die for me?

Amazing love, how can it be?

That thou, my God, should die for me?

Words: Charles Wesley Music: Thomas Campbell

Tie-in: God's love is amazing! How He loves His people! They deserved the full punishment for their sins. They deserved to die and be separated from God forever. But Jesus came to die for the sins of all who would ever turn from their sins and trust in Him as their Savior. He died in their place. He took their sins, so that they could be forgiven and live as God's people forever. When we turn from our sins and trust in Jesus as our Savior, then His death pays for our sins, too. We, too, can know God now in our hearts; and one day, go to live with Him forever.

Unit 3 Lyrics

Big Question 3 Praise Song: I Have Decided to Follow Jesus

DDD NIV Songs 3, Track 18

I have decided to follow Jesus,
I have decided to follow Jesus,
I have decided to follow Jesus,
No turning back, no turning back.

Words: Anonymous Music: Indian Folk Melody

Tie-in: God offers to forgive our sins when we turn away from a life of disobeying Him and trust in Jesus as our Savior. He gives us eternal life and makes us His people. God's people love God and want to please Him. Every day they ask God to help them to follow Jesus in how they live. They want to love God and others the way Jesus did. God loves to answer this prayer. He promises to send the Holy Spirit to help them do this.

Big Q & A 3 Song

The musical score is written on two staves in treble clef, with a key signature of three sharps (F#, C#, G#) and a 3/4 time signature. The melody consists of eighth and quarter notes. Chords are indicated by letters above the notes: E, A, B, B7, E, B7, E. The lyrics are: "What's the gos - pel? What's the gos - pel? Can you tell me what it is? It's sal - va - tion thro' faith in Je - sus. That's_ what the gos - pel is!"

E A

What's the gos - pel? What's the gos - pel? Can you tell me what it

4 B B⁷ E B⁷ E

is? It's sal - va - tion thro' faith in Je - sus. That's_ what the gos - pel is!

Words: Constance Dever Music: Adapted Nursery Rhyme ©2012

Big Question 3 Song

E A E B B⁷

What is the Gos - pel, G - O - S - P - E - L? What is the Gos - pel, can an - y - bo - dy tell me? -

5 E A E

What is the Gos - pel, Yes, I know what it is. Sal - va - tion thru faith in Christ that's

8 B E A E

what the gos - pel is. G is for God, our good king and cre - a - tor,

11 B B⁷ E

O we should o - bey Him, but in - stead we're dis - o - bey - ers, so S we need a Sav - ior to

14 A E A E

save us from our sins, that Sav - ior is Je - sus who P took the pun - ish - ment, Yes,

17 A E

Je - sus died up - on the cross, the per - fect sa - cri - fice, then on Day Three He rose a - gain to

20 B B⁷ E A E

prove He'd won the fight, and now E ev' - ry - one who re - pents and be - lieves in Him, He

23 B⁷ E A E

gives E L e - ter - nal life, for - ev - er close to Him, What is the Gos - pel, G - O - S - P - E - L?

2

27

What is the Gos - pel, can an - y - bo dy tell me? What is the Gos - pel, Yes, I know what it is. Sal -

31

va - tion thru faith in Christ that's what the gos - pel is. Sal -

33

va - tion thru faith in Christ that's what the gos - pel is.

Words and Music: Constance Dever ©2012

John 3:16 For God So Loved the World

Big Question 3 Bible Verse

G(add9) G D A7/C# Dmaj9/C# Bm7 G D A/C Bm7

For God_ so loved the wor - or_ old, that He gave his on - ly_ Son, _

5 Bm7 G A7 Em7 Em A7/C# A/C# G A11

_ That who - ev - er_ be - lieves in_ Him should not per ish, but have e - ter - nal life.

9 D G(add9) G D A7/C# Bm7 G Dmaj9/C#

_ For God_ so loved the wor - or_ old, that He gave his on - ly

13 D A/C Bm7 Bm7 G D A7 Em7 Em A7/C# A/C# G

_ Son, _ That_ who - ev - er_ be lieves in_ Him should not per ish, but

17 A11 D/A Dmaj9/A D A11 Dmaj9/A A D

have e - ter - nal life. _ John Three, six - teen.

John 3:16 For God So Loved the World

Extra Big Question 3 Bible Verse

D F#m A D F#m A

For God so loved the world, for God so loved the world, that He

5 D F#m G D A D

gave His on - ly Son, He gave His onl - ly Son. that who-

9 F#m G A Em D A

ev - er be - lieves in Him, should not per - - ish, but—

13 F#m G A G A

have e - ter - nal life, but have e - ter - nal

16 D A G D

life. John Three, six - teen.

Words: adapted from John 3:16, NIV 1984 Music: Constance Dever ©2012

John 3:16 For God So Loved the World

Extra Big Question 3 Bible Verse

Cm Ab Bb Cm Ab Cm

For God so loved the world that He gave His on-ly Son, His Son,

5 Cm Ab Bb Cm Ab

For God so loved the world that He gave His on - ly Son, His

8 Cm Cm Bb Ab Cm

Son, that who - ev - er be - lieves in Him, should not

12 Bb Ab Cm Bb Ab

per - ish, but have e - ter - nal life.

16 Cm Bb Ab Cm

that who - ev - er be - lieves in Him, should not

20 Bb Ab Cm Bb

per - ish, but have e - ter - nal

23 Ab Bb Cm

life. John Three, six - teen.

Words: adapted from John 3:16, NIV 1984 Music: Constance Dever ©2012

And Can It Be? Big Question 3 Hymn

DDD NIV Songs 3, Track 17

1

Eb Bb Eb Bb Eb Ab Bb Eb Ab
 A - maz-ing love! how_ can_ it_ be_ That Thou, my God, should
 7 Bb Eb Bb Ab
 die for me? A - maz - ing love! how can it
 12 Eb Eb Ab Eb Ab Eb Bb Eb
 be That Thou, my God should_ die for me!

Words: Charles Wesley Music: Thomas Campbell

DDD NIV Songs 3, Track 18

I Have Decided to Follow Jesus Big Question 3 Praise Song

Bb Eb Bb
 I have de- cid-ed to fol-low Je-sus, I have de - cid-ed to fol-low Je-sus, I have de
 5 F Bb
 cid - ed to fol-low Je - sus, no turn-ing back,___ no turn-ing back..

Words: Anonymous Music: Indian Folk Melody

DEEP DOWN DETECTIVES

Curriculum Resources



**Unit 3 Bible Truth
Bible Verse Songs**

Unit 3 Bible Truth 1 Bible Verse Song Lyrics

Shout for Joy

DDD NIV Songs 3, Track 17

Shout for joy to the LORD,
Shout for joy, all the earth.
Worship the LORD with gladness,
Come before Him with joyful song.
Psalm One hundred, one and two.

about this Bible verse:

Words: Psalm 100:1,2, NIV 1984 Music: Constance Dever ©2012

God is the good King and Creator of us all. God's people love to praise Him. They are so happy to be His people who He cares for and loves. They thank Him for being so good to them.

God's people are so happy that it's not enough to quietly worship Him. They want to shout for joy and sing loudly to Him. They want everyone--the whole earth--to praise God along with them. They want them to gather together with them at church and sing, sing, sing to the LORD, the great and good king! We can be God's people when we turn away from our sins and trust in Jesus as our Savior.

Shout for Joy

DDD NIV Songs 3, Track 19

The musical score is written on two staves in 4/4 time with a key signature of two flats (Bb and Eb). The first staff contains the first line of music with lyrics: "Shout for joy to the LORD. Shout for joy, all the earth. Wor-ship the LORD with". The second staff starts at measure 6 and contains the lyrics: "glad - ness, Come be-fore_Him with joy - ful song. Psalm One hun - dred, one and two." Chord symbols are placed above the notes: Bb, Eb, Bb, Eb, Bb in the first staff; F, Bb, F, Bb, F, Bb in the second staff.

Words: adapted from Psalm 100:1,2 NIV 1984 Music: Constance Dever ©2012

There Is Not a Righteous Man

DDD NIV Songs 3, Track 20

There is not a righteous man on earth,
Who does what is right and never sins.
This only have I found;
God made mankind upright,
But men have gone in search of many schemes.
Ecclesiastes Seven: twenty and twenty-nine.

about this Bible verse:

Words: adapted from Ecclesiastes 7:20,29, NIV 1984 Music: Constance Dever ©2011

In the beginning, God created the heavens and the earth. He created it all good. Oh, how wonderful was the love that those first people had for God! Oh, how wonderful it was to know Him and to obey Him! The big Bible word for loving God and living His good way is "righteous."

But that's not the way things are now. Sadly, we all have chosen to disobey God. We want to do things our own way, not God's good way. We make sneaky schemes and plan how we can get what we want instead of someone else. Our hearts are not full of love for God or for others. No one is righteous anymore.

No one, that is, except Jesus, God's Son. God sent Jesus live a perfect, righteous life and give it as the payment for our sins. We can have Jesus' righteousness and become one of God's people, when we turn away from our sins and trust in Jesus as our Savior. God loves to help us do this. Ask Him!

There Is Not a Righteous Man

Fm C Fm Fm C
 There is not a right - eous man on earth who does what is right and ne - ver
 8 Fm B^b C Fm C⁷
 sins. This on - ly have I found: God made man-kind up-right, but
 15 C Fm C Fm
 men have gone in search of ma - ny schemes. Ec -
 19 C Fm C Fm
 cle - si - as - tes Sev - en, twen - ty and twen - ty - nine.

Words: adapted from Ecclesiastes 7:20,29 NIV 1984 Music: Constance Dever ©2012

Bible Verse Song: He Was Pierced

DDD NIV Songs 3, Track 21

He was pierced, He was pierced,
He was pierced for our transgressions,
He was crushed, He was crushed,
He was crushed for our iniquities.

The punishment for our peace was upon Him, upon Him,
And by His wounds, we are healed, we are healed.

He was pierced, He was pierced,
He was pierced for our transgressions,
He was crushed, He was crushed,
He was crushed for our iniquities.
Isaiah Fifty-three, verse five.

about this Bible verse:

Words: Isaiah 53:5, NIV 1984 Music: Constance Dever ©2012

God is our good King and Creator and we should love and obey Him. But the sad news is that we all choose to disobey Him...and we all deserve His punishment.

Yes, we deserve His punishment, but God has loved us so much that He sent His Son, Jesus, to take the punishment that we deserve instead. Jesus lived a perfect life and chose to give it up to pay for our sins. On the cross, He suffered and died. He was pierced with nails in His hands and feet. He was pierced in His side with a sword. He took all of the punishment that we deserve from God for our sins so that we could be forgiven. Jesus made the way for us to have peace with God by suffering in our place.

Who did Jesus do this for? It is God's free gift to all who put their trust in Jesus as their Savior and choose to live for Him. This gift can be for you, too! Ask God to help you. He loves to answer this prayer!

He Was Pierced

E^b
Cm
E^b
B^b
Cm
A^b

He was pierced, He was pierced, He was pierced for our trans - ges - sions, He was

5

E^b
Cm
E^b
B^b
Cm
A^bma⁷
B^b
E^b

crushed, He was crushed, He was crushed for our in - i - qui - ties. The

9

E^b
Gm
A^bma⁷
Gm
Fm
A^b
Fm
B^b

pun - ish ment, that brought us peace was up - on Him, up - on Him, and

13

E^b
Gm
A^bma⁷
Gm
Fm
A^bma⁷
B^b

by His wounds, we are healed, we are healed. He was

17

E^b
E^b
Cm
E^b
B^b
Cm

pierced, He was pierced, He was pierced, He was pierced for our trans -

21

A^b
E^b
Cm
E^b
B^b
Cm

ges - sions, He was crushed, He was crushed, He was crushed for our in -

25

A^bma⁷
B^b
E^b
A^b
B^b
E^b

i - qui - ties. I - sai - ah Fif - ty - three, verse five.

Words: adapted from Isaiah 53:5 NIV 1984 Music: Constance Dever ©2012

Bible Verse Song: The Time Has Come

“The time has come,” he said,
“The kingdom of God is near.
Repent and believe the good news.”

“The time has come,” he said,
“The kingdom of God is near.
Repent and believe the good news.”
Mark One, fifteen.

about this Bible verse:

Words adapted from Mark 1:15, NIV 1984 Constance Dever © 2011

For years and years, God had promised to send a Savior to save us from our sins. For years and years, people waited and watched...and they watched and waited. At last, Jesus came! He taught the people about God and did amazing things. He showed them that He was God’s Son, the Savior God had promised.

But what did people have to do, if they were to be forgiven by God for their sins? Jesus told them: “Repent and believe in the gospel—the good news that Jesus was God’s Son, the Savior, sent to save them. We can be forgiven, too, when we repent (that is, turning away disobeying God and turning to live for God, instead) and believe that Jesus is God’s Son, the Savior. God loves to help us do this. Ask Him!

Extra Bible Verse Song: Help Us, O God Our Savior

Help us, O God our Savior,
For the glory of your name;
Help us, O God our Savior,
For the glory of your name.

Deliver us, deliver us,
And forgive our sins, for your name's sake,
Deliver us, deliver us,
And forgive our sins, for your name's sake.

Help us, O God our Savior,
For the glory of your name;
Help us, O God our Savior,
For the glory of your name.
Psalm Seventy-nine, verse nine.

about this Bible verse:

Words: Psalm 79:9, NIV 1984 Music: Constance Dever ©2012

We have all turned away from obeying God. We all choose to do things our own way...and we all deserve God's punishment. Who can help us? Who can save us? God can! He loves to help us! He loves to save us! We can ask Him to help us to turn away from our sins and trust in Jesus as our Savior. We can ask Him to forgive our sins in Jesus. Ask Him to help you today! Ask Him to be the God of your salvation!

The Time Has Come

E B E A E B⁷

"The time has come," he said, "The king-dom of God is near. Re-pent and be-lieve the good news." "The

4 E B E A E

time has come," he said, "The king - dom of God is near. Re -


6 B⁷ E B E

pent and be - lieve the good news!" Mark One, fif - teen!

Words: adapted from Mark 1:15 NIV 1984 Music: Constance Dever ©2012


Help Us, O God, Our Savior

1 C Fma⁷ F⁹ Am Fma⁷ Am F G G⁷



Help us, O God our Sav-ior, for the glo-ry of your name;

5 C Fma⁷ F⁹ Am Fma⁷ C Gsus⁴ F⁶ C



Help us, O God our Sav-ior, for the glo-ry of your name. De-

9 Am G F B^b G B^b G



li - ver us, de - liv - er us, and for - give our sins, for your name's sake. De-

13 Am G F B^b G B^b G



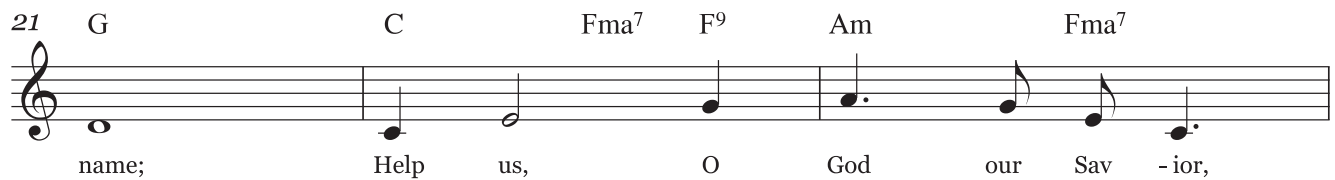
liv - er us, de - liv - er us, and for - give our sins, for your name's sake.____

17 C Fma⁷ F⁹ Am Fma⁷ Am F Fma⁷




— Help us, O God our Sav-ior, for the glo - ry of your

21 G C Fma⁷ F⁹ Am Fma⁷



name; Help us, O God our Sav - ior,

24 C Gsus⁴ F⁶ Am F C Fma⁷ G F C



for the glo - ry of your name. Psalm Se - ven - ty - nine_ verse_ nine.

Words: adapted from Psalm 79:9 NIV 1984 Music: Constance Dever ©2012

DEEP DOWN DETECTIVES

Curriculum Resources



**Appendix B:
Games**

Index of Games

List of Supplies Needed to Make All Games	191
Bible Verse Games	
Duck, Duck, Goose	195
Slap, Clap and Stack	196
Simon Says How	197
Roll 'n' Toss	198
Block Clapping	199
Meet, Greet and Keep It Up	200
Bean Bag Catch	201
Animal Cube	202
Fill 'er Up	203
Lily Pad Jump	204
Loud and Soft, Big and Little	205
Freeze 'n' Say	206
Detective Mission Madness Practice	207
Music, Movement & Memory Activities	
Thumping Drums	208
Say, Spring Up and Shout	209
Freeze Frame	210
Egg Shakers	211
Jingle Bell Hands	212
Big Voice, Little Voice	213
Sing, Dance and Fall Down	214
Bottle Shakers	215
March 'n' Say	216
Clap, Tap and Say	217
Block Clappers	218
Lullabies, Bells and Lions	219
Musical Squares	220
Bible Story Review Games	
Take Me through the Tunnel	221
Missing in Action	222
Treasure Hunt	223
Look Who's Coming Down the Tracks	224
Can You Remember?	225
Clothespin Line Up and Drop	226
Deep Down Detective Clue Hunt	227
Run to the Grocery Store	229
Who's in the Basket?	230
Going Fishing	231
Pony Express	232
Who's Inside?	233
Fix Up the Mix Up	234

Master Supplies List for All Deep Down Detectives Games

Deep Down Detectives uses many games. The good news is, they are simply made and they are re-used throughout the whole curriculum. Make sure you save the games you make and it will save you a lot of time later.

This is the full list of the games and the supplies needed in the Deep Down Detectives Curriculum. I **would highly suggest you do this!** Get the prep work over with at the beginning and coast your way through years of enjoyment! Store them in ziploc bags or baskets and pull them out when needed. So simple!

THIS LIST IS ALSO INCLUDED IN INTRODUCTION

Bible Verse Games

Lily Pad Jump

- Cube-shaped cardboard box,
- paper,
- glue,
- marker

Animal Cube

- Cube-shaped cardboard box,
- paper,
- glue,
- marker

Simon Says How

- Cube-shaped Cardboard box
- Paper, glue, and a marker

Bean Bag Catch

- 1 bean bag per every 2 children (or every child)
- NOTE: Can also fill socks with beans and tie open end to make beanbags.

Slap, Clap and Stack

- 10 or 12 Blocks or other stackable objects

Freeze 'n' Say

- Music and CD/Tape player

Fill'er Up

- 1 bean bag per child
- NOTE: Can also fill socks with beans and tie open end to make beanbags.
- Cardboard box or laundry basket
- Carpet squares, 1 per child

Loud and Soft, Big and Little

- none

Bible Verse Games

Roll 'n' Toss

- Cube-shaped Cardboard box
- Paper, glue, and a marker
- 1 bouncy ball per 2 children

Duck, Duck, Goose

- none

Deep Down Detective Mission Madness Practice

- Detective Gear, such as a trench coat, sunglasses, and a hat

Block Clapping

- 2 wooden blocks per child, preferably about 3"x 2", as found in many children's block sets

Meet, Greet, and Keep It Up

- 16 oz cups, 1 per child (with some extras)
- 2 pieces of rope as long as a line of children
- Masking tape

Master Supplies List for All Deep Down Detectives Games, continued

Music, Movement & Memory

Thumping Drums

- 1 Oatmeal container/coffee can with lid per drum.
- Tape
- Popcorn, rice, beans, etc.
- Wooden spoons, dowels, unsharpened pencils, if desired, for mallets

Say, Spring Up and Shout

- Bean bags, one per child

Freeze Frame

- Some kind of fun hat or clothing for the leader to wear

Egg Shakers

- Empty Easter eggs
- Rice, beans, buttons, pennies, popcorn, beads, small nails or bolts, etc.
- Glue and glue gun OR strong packing tape

Jingle Bell Hands

- 1 6" piece of sturdy string
- 4 or 5 jingle bells, available in most craft shops

Sing, Dance, and Fall Down

- Optional: Bean bags, one per child

Big Voice, Little Voice

- none

Bottle Shakers

- 1 empty 16 oz. soda bottle per shaker
- Rice, beans, buttons, pennies, popcorn, beads, small nails or bolts, etc.
- Glue and glue gun OR strong packing tape

March 'n' Say

- Optional: A fun hat for the leader of the march, or for everyone in the march

Clap, Tap and Say

- none

Lullabies, Bells and Lions

- Bell

Music, Movement & Memory

Musical Squares

- Carpet Squares, enough for all of the children (or chairs)

Block Clappers

- 2 wooden blocks per child, preferably about 3"x 2", as found in many children's block sets

Master Supplies List for All Deep Down Detectives Games, continued

Story Review Games

Going Fishing

- One long wooden dowel, yardstick, etc. per fishing pole
- Yarn
- Paper clip per fishing pole
- Rope
- Two chairs
- Blanket
- Box/bucket/container
- Bucket

Pony Express

- Small manila envelopes, one per flannel graph figure
- Kid's small backpack or a tote bag with a strap
- Basket
- Cowboy hat
- Stick horse or a broom

Fix Up the Mix Up

- None

Can You Remember?

- Index cards

Deep Down Detectives Clue Hunt

- Variety of interesting items that have one or more places to hide a storyboard picture
- Detective Hat
- 4 False Clues (included on the next page)
- CD Player and Deep Down Detectives Theme Song

Clothespin Line Up and Drop

- Rope
- Clothespins, the hinged type
- Shoe box
- Tape

Who's in the Basket?

- Blanket
- Basket

Run to the Grocery Store

- Grocery bag or kid's grocery cart
- Empty food cartons

Story Review Games

Treasure Hunt

- 10 small lidded plastic containers or boxes (like from a jewelry store) or wooden, hinged boxes from a craft store
- Various decorating supplies, such as fake craft jewels, glitter, glitter glue, foil paper, gold spray paint
- glue

Take Me Through the Tunnel

- Chairs or Table
- Sheet or blanket
- Box

Missing in Action

- None

Who's Inside?

- 10 different containers with lids

Look Who's Coming Down the Tracks

- Two shoe boxes
- 6' or so of rope
- Optional: Engineer's hat

Bible Verse Game

Intake or Response Activity to learn Bible verse

Duck, Duck, Goose

Materials

- Bible Verse sign from the curriculum
- Deep Down Discussion Questions (optional)

Preparation

None.

Learning the Verse

Choose the whole verse or an appropriate length portion of the verse to learn. Read the verse slowly and explain it to them. A simple explanation is included on the back of the Bible Truth sign. Practice saying the verse with the children a few times.

Playing the Game

1. Have the children sit in a circle, cross-legged on the floor.
2. Choose a child to be "It". "It" will walk around behind the seated children, tapping each one on the head, the whole group recites the verse, saying one word for each head tap.
3. The child whose head is the last one to be tapped must get up and chase "It", hoping to tag "It" before "It" can get around the circle and sit down in the open spot in the circle.
4. If the child does tag "It" then he may take his place in the circle. If not, then the new child is "It." If desired, you can also ask them a question about the verse before repeating. See the Deep Down Discussion Sheet for possible questions.
5. Repeat as frequently as desired.

Bible Verse Game

intake or Response Activity to learn Bible verse

Slap, Clap and Stack

Materials

- Bible Verse sign from the curriculum
- Deep Down Discussion Questions (optional)
- 10 or 12 Blocks or other stackable objects

Preparation

None.

Learning the Verse

Choose the whole verse or an appropriate length portion of the verse to learn. Read the verse slowly and explain it to them. A simple explanation is included on the back of the Bible Truth sign. Practice saying the verse with the children a few times.

Playing the Game

1. Tell the children that they are going to learn the verse while working together to make the largest stack of blocks/objects they can. After each time they say the verse, a child gets to pick out an object to put on the tower. Teacher will help them balance it in place.
2. Have everyone sit down in a circle around the stacking area. Say the verse together. If desired, you can add a motion the children do each time they say the verse, such as clap, stomp feet, etc. This will add movement to this game. Choose a child to pick out an object. Help the child put it in place.
3. Continue adding objects/blocks until all objects are used up or the tower falls down.
4. Repeat as desired. If desired, you can also ask them a question about the verse after every turn or every few turns. See the Deep Down Discussion Sheet for possible questions.

Bible Verse Game

intake or Response Activity to learn Bible verse

Simon Says How

Materials

- Bible Verse sign from the curriculum
- Deep Down Detectives Discussion Questions (optional)
- Cube-shaped Cardboard box
- Paper, glue, and a marker
- Die Number and Action Chart (see below)

Preparation

Make a die out of the cardboard box as follows:

1. Cut the paper into the size of one side of the cube. Use it as a pattern to make six pieces (one for each side of the cube)
2. Glue each piece of paper onto each side of the cube.
3. Write the numbers 1-6 on the each side of the cube like a die.
4. Make a sign as follows:
 - 1 = Head 2 = Feet
 - 3 = Hands 4 = Hands and Feet
 - 5 = Laying Down 6 = Eyes Closed

Learning the Verse

Choose the whole verse or an appropriate length portion of the verse to learn. Read the verse slowly and explain it to them. A simple explanation is included on the back of the Bible Truth sign. Practice saying the verse with the children a few times.

Playing the Game

1. Have the children spread out facing the leader.
2. Tell the children that they are going to play "Simon Says How", a game in which everyone will take turns making up different actions that they will do while saying the verse.
3. Explain that "Simon" will roll the die and make up actions that use the parts of the body that correspond to the number on the chart. Everyone else will then recite the verse while standing still. Then challenge them to recite it again while doing the actions "Simon" made up at the same time.
4. Simon will then choose another person to be Simon in his place. Repeat. If desired, you can also ask them a question about the verse after every turn or every few turns. See the Deep Down Detectives Discussion Sheet for possible questions.

Bible Verse Game

intake or Response Activity to learn Bible verse

Roll 'n' Toss

Materials

- Bible Verse sign from the curriculum
- Deep Down Discussion Questions (optional)
- Cube-shaped Cardboard box
- Paper, glue, and a marker
- 1 bouncy ball per 2 children

Preparation

1. Cut the paper into the size of one side of the cube. Use it as a pattern to make six pieces (one for each side of the cube)
2. Glue each piece of paper onto each side of the cube.
3. Write different actions on each side of the cube: Roll, Bounce, Overhand Toss, Close Eyes and Roll, Backwards Roll (through legs), Underhand Toss.

Learning the Verse

Choose the whole verse or an appropriate length portion of the verse to learn. Read the verse slowly and explain it to them. A simple explanation is included on the back of the Bible Truth sign. Practice saying the verse with the children a few times.

Playing the Game

1. Have the children spread out facing the leader.

Playing the Game

1. Tell the children they will be throwing a ball to a partner in the different ways you have written on the cube (show them the cube).
2. Have the children stand in two long lines, with their partners facing each other about 9-12' apart (whatever seems to be a good tossing/rolling distance for your children).
3. Give out the ball to each person in one of the long lines. (Partners will not have one.)
4. Practice each of the different ball actions, then begin the game.
5. Have everyone say the verse together. Toss the cube and tell everyone what the motion will be. At your signal, have one partner roll, toss, etc. the ball to the other. After all the partners have received the balls and everyone is back in line. Have everyone say the verse together, then toss the cube again. If desired, you can also ask them a question about the verse after every few rolls. See the Deep Down Discussion Sheet for possible questions.

Bible Verse Game

intake or Response Activity to learn Bible verse

Block Clapping

Materials

- Bible Verse sign from the curriculum
- Deep Down Discussion Questions (optional)
- 2 wooden blocks per child, preferably about 3"x 2", as found in many children's block sets

Preparation

None.

Learning the Verse

Choose the whole verse or an appropriate length portion of the verse to learn. Read the verse slowly and explain it to them. A simple explanation is included on the back of the Bible Truth sign. Practice saying the verse with the children a few times.

Playing the Game

1. Show the children the clapping blocks and tell them: "We are going to use our Bible verse to play a game. But first, we need to practice saying the verse." (Practice saying it a couple of times).
2. Hand out the clapping blocks and let the children clap them a while (without saying the verse), then quiet them.
3. Then tell them, "OK, let's try saying our verse and block clapping at the same time!" Lead the children in reciting the verse and clapping with each word. Or, you can have the children clap the blocks together a certain number of times, then say the verse after the last clap. If desired, you can also ask them a question about the verse before repeating. See the Deep Down Discussion Sheet for possible questions.
4. Repeat as frequently as desired.

Bible Verse Game

intake or Response Activity to learn Bible verse

Meet, Greet and Keep It Up

Materials

- Bible Verse sign from the curriculum
- Deep Down Discussion Questions (optional)
- 16 oz. cups, 1 per child (with some extras)
- 2 pieces of rope as long as a line of children
- Masking tape

Preparation

1. Line up the 2 pieces of rope about 6' apart.
2. Put down a piece of masking tape the same length as the ropes, running parallel to the ropes midway between the 2 ropes.

Learning the Verse

Choose the whole verse or an appropriate length portion of the verse to learn. Read the verse slowly and explain it to them. A simple explanation is included on the back of the Bible Truth sign. Practice saying the verse with the children a few times.

Playing the Game

1. Split the children into partners. Have them stand in two long lines, with their partners facing each other about 6' apart.
2. Tell the children they will be meeting and greeting their partners with a handshake at the masking tape in the middle, then turning around and going back to their place along the rope. Have them practice this.
3. Now tell them, that they will also be balancing a cup on their head while they do this.
4. Give out a cup to everyone. Have them practice balancing the cup on their heads.
5. Now play the game. Have everyone say the verse together. Then have them put the cups on their heads. At your signal, have them walk to the middle, greet their partner with a handshake, turn around and go back—trying to keep the cup balanced on their head the whole time. (There is no penalty for cups falling off.)
6. Have everyone settle back in place in the line, with the cups off their heads. Say the verse together again, put the cups back on their heads, then walk to greet partner again, etc.
7. You can move the ropes back gradually so the children can try to do it from further and further apart.
8. If desired, you can also ask them a question about the verse after every few turns. See the Deep Down Detective Discussion Sheet for possible questions.

Bible Verse Game

intake or Response Activity to learn Bible verse

Bean Bag Catch

Materials

- Bible Verse sign from the curriculum
 - Deep Down Discussion Questions (optional)
 - 1 bean bag per every 2 children (or every child)
- NOTE: Can also fill socks with beans and tie open end to make beanbags.

Preparation

None.

Learning the Verse

Choose the whole verse or an appropriate length portion of the verse to learn. Read the verse slowly and explain it to them. A simple explanation is included on the back of the Bible Truth sign. Practice saying the verse with the children a few times.

Playing the Game

1. Pair the children with a partner.
2. Have the children stand in two long lines, with their partners facing each other at arm's length apart.
3. Give out a bean bag to each person in one of the long lines. (Partners will not have one.) Have everyone say the verse together, then throw the bean bag to their partners, trying to catch the bean bag. (NOTE: no one is "out" if they don't catch it.)
4. Have both lines of children take a step back.
5. Say the verse altogether again, then throw the bean bags again.
6. Repeat as frequently as desired. If desired, you can also ask them a question about the verse after every turn or every few turns. See the Deep Down Discussion Sheet for possible questions.

Bible Verse Game

intake or Response Activity to learn Bible verse

Animal Cube

Materials

- Bible Verse sign from the curriculum
- Deep Down Discussion Questions (optional)
- Cube-shaped cardboard box
- Paper, glue, and a marker

Preparation

1. Cut the paper into the size of one side of the cube. Use it as a pattern to make six pieces (one for each side of the cube) Draw a simple animal picture on each piece of paper. Possibilities would be: rabbit, monkey, elephant, bird, fish, and a horse. Glue each picture onto each side of the cube.

Learning the Verse

Choose the whole verse or an appropriate length portion of the verse to learn. Read the verse slowly and explain it to them. A simple explanation is included on the back of the Bible Truth sign. Practice saying the verse with the children a few times.

Playing the Game

1. Tell the children they will be playing a game in which they must move like six different animals. Have them practice the movements for each of the animals on your cube. (Rabbit: leaping; monkey: scratching under arms and saying "ooh-ooh, ahh-ahh"; Elephant: swinging arms like a trunk and making trumpet sound; Bird: flapping arms like wings; Fish: palms together, weaving them in a serpentine action, saying "blub-blub"; horse: galloping/prancing and neighing).
2. Show the children the cube with the animal pictures on it, just like the ones they've practiced. Tell them that you will roll the dice and everyone (at your signal) will begin making the movement for that animal. Tell them that they must stop in place and be very quiet when they hear a certain noise (such as a whistle, a bell ring, clap, etc.). Tell them that you will be watching them. And that children who are very good at listening and stopping when you say so will get a chance to toss the cube for everyone. Practice tossing the cube, making the movements and stopping with the children.
3. Now it's time to play the whole game. Choose a child to roll the cube and say which animal is picked and what action they will do for the animal. Have everyone say the verse, then at your cue, let the children act out the animal until you tell them to stop (a bell or whistle can be used to give the start and stop signals).
4. Choose another child and repeat. If desired, you can also ask them a question about the verse after every turn or every few turns. See the Deep Down Discussion Sheet for possible questions.

Other Option: If children get really good at this, you can challenge them by saying the verse while they make the movement.

Bible Verse Game

Intake or Response Activity to learn Bible verse

Fill 'er Up

Materials

- Bible Verse sign from the curriculum
- Deep Down Discussion Questions (optional)
- 1 Bean bag per child
- NOTE: Can also fill socks with beans and tie open end to make beanbags.
- Cardboard box or laundry basket
- Carpet squares, 1 per child

Preparation

1. Put box/basket in a central location.
2. Place carpet squares equidistant about 2' from center box/basket. These will be for the children to sit on.

Learning the Verse

Choose the whole verse or an appropriate length portion of the verse to learn. Read the verse slowly and explain it to them. A simple explanation is included on the back of the Bible Truth sign. Practice saying the verse with the children a few times.

Playing the Game

1. Have the children stand on a carpet square.
2. Tell them that they will be saying the verse, then—on your signal—they will try to throw as many of their bean bags as they can into the box/basket target in the middle.
3. As they get good at throwing their bean bags in, have the children move back their carpet squares.
4. Repeat verse before toss. If desired, you can also ask them a question about the verse after every few tosses. See the Deep Down Discussion Sheet for possible questions.

Bible Verse Game

intake or Response Activity to learn Bible verse

Lily Pad Jump

Materials

- Bible Verse sign from the curriculum
- Deep Down Discussion Questions (optional)
- Cube-shaped cardboard box, paper, glue, marker

Preparation

Make a die out of the cardboard box as follows:

1. Cut the paper into the size of one side of the cube.
2. Use it as a pattern to make six pieces (one for each side of the cube).
3. Glue each piece of paper onto each side of the cube.
4. Write the numbers 1-6 on the each side of the cube like a die.

Learning the Verse

Choose the whole verse or an appropriate length portion of the verse to learn. Read the verse slowly and explain it to them. A simple explanation is included on the back of the Bible Truth sign. Practice saying the verse with the children a few times.

Playing the Game

1. Tell children that they will be froggies, leaping from lily pad to lily pad. Everyone will say the verse together, then you (or a very good, well-behaved listening "froggie") will roll the die and see how many leaps all the froggies will make before them stop.
2. Have them practice leaping. Warn them to watch out for their other froggie friends so that no one gets hurt. Practice stopping.
3. Have everyone get in froggie position. Roll die and tell them how many leaps they will leap. Say the verse together. At your signal, everyone leaps as you (or you and they) count out the number of leaps together: "1, 2, 3, stop!" etc. Repeat. If desired, you can also ask them a question about the verse after every turn or every few turns. See the Deep Down Discussion Sheet for possible questions.

Bible Verse Game

Intake or Response Activity to learn Bible verse

Loud and Soft, Big and Little

Materials

Bible Verse sign from the curriculum
Deep Down Discussion Questions (optional)

Preparation

None.

Learning the Verse

Choose the whole verse or an appropriate length portion of the verse to learn. Read the verse slowly and explain it to them. A simple explanation is included on the back of the Bible Truth sign. Practice saying the verse with the children a few times.

Playing the Game

1. Tell the children: "Let's practice our Bible verse with a game."
2. "First let's say our verse together," (say it a couple times).
3. "Now let's see how quietly we can whisper it! Can you say it quietly like I am?" Have everyone follow your voice as it gets quiet, then loud, then medium, etc. Quiet them, then repeat. If desired, you can also ask them a question about the verse after they repeat the verse a few times. See the Deep Down Discussion Sheet for possible questions.

NOTE: You may find it easier for the children to follow getting louder and softer by lowering your hands when you are getting quieter and then raising your hands when you are getting louder.

Bible Verse Game

intake or Response Activity to learn Bible verse

Freeze 'n' Say

Materials

- Bible Verse sign from the curriculum
- Deep Down Discussion Questions (optional)
- Music and CD/Tape player

Preparation

None.

Learning the Verse

Choose the whole verse or an appropriate length portion of the verse to learn. Read the verse slowly and explain it to them. A simple explanation is included on the back of the Bible Truth sign. Practice saying the verse with the children a few times.

Playing the Game

1. Play some of the music for the children. Tell them that they will move around the room as you tell them (marching, leaping, clapping, etc.) while they hear the music. They will stop and freeze in whatever position they are in when the music stops. Practice this with them.
2. When they have the concept down, add saying the verse when the music stops and they are in their frozen position.
3. After they say the verse, then tell them how you want them to move when the music starts again. You can take their suggestions for movement ideas, too.
4. Start the music up again and continue. Repeat as frequently as desired. If desired, you can also ask them a question about the verse after every turn or every few turns. See the Deep Down Discussion Sheet for possible questions.

Bible Verse Game

intake or Response Activity to learn Bible verse

Deep Down Detectives Mission Madness Practice

Materials

- Bible Verse sign from the curriculum
- Deep Down Discussion Questions (optional)
- Deep Down Detectives Theme Song and/or Bible verse song
- Detective Gear, such as a trench coat, sunglasses, and a hat

Preparation

None.

Learning the Verse

Choose the whole verse or an appropriate length portion of the verse to learn. Read the verse slowly and explain it to them. A simple explanation is included on the back of the Bible Truth sign. Practice saying the verse with the children a few times.

Playing the Game

1. Tell the children that sometimes detectives have to do all sorts of things to get answers to their questions and solve the case they are working on. In this game, they will practice some detective moves.
2. Put on the detective costume, telling the children that you will start out the game as the Chief Detective.
3. As you play the Deep Down Detectives theme song, you will lead the children in practicing one of their moves, such as swimming across a deep river. . (Other possible actions would be crawling, hand over eye looking around left and right; walking backwards, shuffling, stooping, and crawling..)
4. When the song finishes, the children will sit down and everyone will say the verse together. If desired, you can also ask them a question about the verse. See the Deep Down Discussion Sheet for possible questions.
5. Choose a child to take your place as Chief Detective. Repeat activity, choosing another detective move. Play continues as time and attention span allow.

Music, Movement & Memory Activity

Intake or Response Activity to learn the Big Question, Bible verse and Unit music

Thumping Drums

Materials

- CD of unit music
- Deep Down Detectives Discussion Questions (optional)
- 1 Oatmeal container/coffee can with lid per drum.
- Tape
- Popcorn, rice, beans, etc.
- Wooden spoons, dowels, unsharpened pencils, if desired, for mallets

How to Make

1. Tape the lid of empty oatmeal or coffee cans in place. (If want to make a snare drum, add popcorn, rice, etc. in the empty container before taping shut.)
2. Children can either tap drum with hands or you can give them 2 wooden spoons, wooden dowels or unsharpened pencils with wooden spoons glue gunned to an end as mallets.

What to Do

1. Show the children the thumping drums. Tell them. "I'm going to say God's Word and make a joyful noise to Him with these thumping drums. Come and join me!"
2. First let's sing our Bible verse song/Big Question song/Praise Song/Hymn together (say the verse a couple of times, if using it.)
3. "Now let's make that joyful noise to the LORD!" Hand out the drums (and mallets) and let the children beat them awhile. Quiet them, then repeat.
4. If desired, you can ask the children a question related to the verse/the songs they are singing, using the Deep Down Detectives Discussion Sheet after each time (or every few times) you sing the song/say the verse.

NOTE: Younger children may need to sing the Bible verse/Big Question song/etc, then thump. But, as the children get older, they may be able to sing the song(s) AND thump at the same time.

Music, Movement & Memory Activity

Intake or Response Activity to learn the Big Question, Bible verse and Unit music

Say, Spring Up and Shout

Materials

- CD of unit music
- Deep Down Detectives Discussion Questions (optional)
- Optional: Bean bags, one per child

What to Do

1. Tell the children: "We're going to sing our Bible verse/Big Question/other song and make a joyful noise to God, crouching down like this (Crouch down). Then at the end, we're going to spring up and shout, "Amen, I agree!"
2. First let's sing our Bible verse song/Big Question song/Praise Song/Hymn together (say the verse a couple of times, if using it.)
3. "Now let's jump up and say, "AMEN! I agree!" After everyone springs up and says "Amen," quiet them, then repeat.
4. If desired, when the children get the crouching and jumping down, you might give them a bean bag to toss in the air as they spring up. Practicing tossing up in the air rather than AT others.
5. If desired, you can ask the children a question related to the verse/the songs they are singing, using the Deep Down Detectives Discussion Sheet after each time (or every few times) you sing the song/say the verse.

Music, Movement & Memory Activity

Intake or Response Activity to learn the Big Question, Bible verse and Unit music

Freeze Frame

Materials

- CD of unit music
- Deep Down Detectives Discussion Sheet Questions (optional)
- Some kind of fun hat or clothing for the leader to wear

What to Do

1. Tell the children. "I'm going to sing God's Word and make a joyful noise to Him...but I'm going to freeze in place in between songs. Come and join me!"
2. Choose one child to be the leader. Help them put on the leader hat/clothing.
3. Have the kids march around behind the leader, singing the song of your choice.
4. Have the children freeze in place when you stop the song at a random point.
5. When everyone is frozen, have the children tell you what the next word/phrase to the song.
6. If desired, you can ask the children a question related to the words or another question from the Deep Down Detectives Discussion Sheet after each time (or every few times) you freeze the song.
7. Choose another leader and play the song again, stopping on a different word from the song to highlight.

Music, Movement & Memory Activity

Intake or Response Activity to learn the Big Question, Bible verse and Unit music

Egg Shakers

Materials

- CD of unit music
- Deep Down Detectives Discussion Sheet (optional)
- Empty Easter eggs
- Rice, beans, buttons, pennies, popcorn, beads, small nails or bolts, etc.
- Glue and glue gun OR strong packing tape

How to Make

1. Fill empty Easter eggs with different small objects such as rice, beans, pennies, buttons, popcorn, beads, small nails or bolts, etc., then seal lid shut with glue gun or with packing tape. Different objects make different sounds. Different amounts of the same object make different sounds, too. The children will enjoy the variety.

What to Do

1. Show the children the egg shakers and tell them, "I'm going to sing our Bible verse/Big Question/other song and make a joyful noise to God with these egg shakers. Come and join me!"
2. First let's sing our Bible verse song/Big Question song/Praise Song/Hymn together (say the verse a couple of times, if using it.)
3. Hand out the egg shakers and let the children shake them a while (without singing), then quiet them.
4. Then tell them, "OK, let's try singing and shaking our eggs at the same time!" Lead the children in song and shaking.
5. If desired, you can ask the children a question related to the verse/the songs they are singing, using the Deep Down Detectives Discussion Sheet after each time (or every few times) you sing the song/say the verse.

NOTE: Younger children may need to sing the Bible verse/Big Question song/etc, then shake. But, as the children get older, they may be able to sing the song(s) AND shake at the same time.

Music, Movement & Memory Activity

Intake or Response Activity to learn the Big Question, Bible verse and Unit music

Jingle Bell Hands

Materials

- CD of unit music
- Deep Down Detectives Discussion Questions (optional)
- 1 6" piece of sturdy string
- 4 or 5 jingle bells, available in most craft shops (OR three Ball jar lid outer rings per instrument)

How to Make

1. Cut a piece of string about 6" long.
2. Thread 4 or 5 jingle bells onto string, securely tying each in place with a knot before adding the next one. Tie the ends together. Children can either wear these like a bracelet or can hold them in their hands. If using Ball jar lid rings, string three of these together with the same piece of string and fasten.

What to Do

1. Show the children the bottle shakers and tell them, "I'm going to sing our Bible verse/Big Question song and make a joyful noise to God with these bottle shakers. Come and join me! First, let's sing the Bible verse/ Big Question/etc. song together on our own (sing the song a couple of times.) Now let's make that joyful noise to the LORD!"
2. Hand out the jingle hand bells and let the children jingle them a while (without singing), then quiet them.
3. Then tell them, "OK, let's try singing and jingling at the same time!" Lead the children in singing and jingling.
4. If desired, you can ask the children a question related to the verse/the songs they are singing, using the Deep Down Detectives Discussion Sheet after each time (or every few times) you sing the song/say the verse.

NOTE: Younger children may need to sing the Bible verse/Big Question song/etc, then jingle. But, as the children get older, they may be able to sing the song(s) AND jingle at the same time.

Music, Movement & Memory Activity

Intake or Response Activity to learn the Big Question, Bible verse and Unit music

Big Voice, Little Voice

Materials

- CD of unit music
- Deep Down Detectives Discussion Questions (optional)

What to Do

1. Tell the children: "I'm going to sing our Bible verse/Big Question song and make a joyful noise to Him quietly and loudly! Come and join me!"
2. First let's sing our Bible verse song/Big Question song/Praise Song/Hymn together (say the verse a couple of times, if using it.)
3. "Now let's see how quietly we can whisper it! Can you sing it quietly like I am?" Have everyone follow your voice as it gets quiet, then loud, then medium, etc. Quiet them, then repeat.
4. If desired, you can ask the children a question related to the verse/the songs they are singing, using the Deep Down Detectives Discussion Sheet after each time (or every few times) you sing the song/say the verse.

NOTE: You may find it easier for the children to follow getting louder and softer by lowering your hands when you are getting quieter and then raising your hands when you are getting louder.

Music, Movement & Memory Activity

Intake or Response Activity to learn the Big Question, Bible verse and Unit music

Sing, Dance and Fall Down

Materials

- CD of unit music
- Deep Down Detectives Discussion Questions (optional)
- 1 oatmeal container/coffee can with lid per drum.
- Tape
- Popcorn, rice, beans, etc.
- Wooden spoons, dowels, unsharpened pencils, if desired, for mallets

How to Make

1. Tape the lid of empty oatmeal or coffee cans in place. (If want to make a snare drum, add popcorn, rice, etc. in the empty container before taping shut.)
2. Children can either tap drum with hands or you can give them 2 wooden spoons, wooden dowels or unsharpened pencils with wooden spools glue gunned to an end as mallets.

What to Do

1. Tell the children: "I'm going to sing our Bible verse/Big Question/etc. song and make a joyful noise to Him with my body by dancing to some music...then falling down when it stops. Come and join me!"
2. First let's sing our Bible verse song/Big Question song/Praise Song/Hymn together (say the verse a couple of times, if using it.)
3. "Now let's dance as we sing our song. Then fall down when we finish. Let's dance." Have everyone dance and sing the song. When you finish, say, "Everyone fall down!" Quiet the children, then repeat.
4. If desired, you can ask the children a question related to the verse/the songs they are singing, using the Deep Down Detectives Discussion Sheet after each time (or every few times) you sing the song/say the verse.

Music, Movement & Memory Activity

Intake or Response Activity to learn the Big Question, Bible verse and Unit music

Bottle Shakers

Materials

- CD of unit music
- Deep Down Detectives Discussion Questions (optional)
- 1 empty 16 oz. soda bottle per shaker
- Rice, beans, buttons, pennies, popcorn, beads, small nails or bolts, etc.
- Glue and glue gun OR strong packing tape

How to Make

1. Fill empty 16 oz.. soda bottles with different small objects such as rice, beans, pennies, buttons, popcorn, beads, small nails or bolts, etc.
2. Seal lid shut with glue gun or with packing tape. Different objects make different sounds. Different amounts of the same object make different sounds, too. The children will enjoy the variety.

What to Do

1. Show the children the bottle shakers and tell them. "I'm going to sing our Bible verse/Big Question song and make a joyful noise to God with these bottle shakers. Come and join me! First, let's sing the Bible verse/ Big Question/etc. song together on our own (sing the song a couple of times.) Now let's make that joyful noise to the LORD!"
2. Hand out the bottle shakers and let the children shake them a while (without singing), then quiet them.
3. Then tell them, "OK, let's try singing and shaking at the same time!" Lead the children in song and shaking.
4. If desired, you can ask the children a question related to the verse/the songs they are singing, using the Deep Down Detectives Discussion Sheet after each time (or every few times) you sing the song/say the verse.

NOTE: Younger children may need to sing the Bible verse/Big Question song/etc, then shake. But, as the children get older, they may be able to sing the song(s) AND shake at the same time.

Music, Movement & Memory Activity

Intake or Response Activity to learn the Big Question, Bible verse and Unit music

March 'n' Say

Materials

- CD of unit music
- Deep Down Detectives Discussion Questions (optional)
- Optional: A fun hat for the leader of the march, or for everyone in the march

What to Do

1. Tell them, "I'm going to say God's Word and make a joyful noise to Him by marching. Come and join me!"
2. First let's sing our Bible verse song/Big Question song/Praise Song/Hymn together (say the verse a couple of times, if using it.)
3. "Now let's march around as we sing!"
4. If desired, let the leader of the march (you the first time, then pick different children), wear a fun hat as he/she leads. Or, have hats for everyone to wear.
5. If desired, you can ask the children a question related to the verse/the songs they are singing, using the Deep Down Detectives Discussion Sheet after each time (or every few times) you sing the song/say the verse.

NOTE: Younger children may need to sing the Bible verse/Big Question song/etc, then thump. But, as the children get older, they may be able to sing the song(s) AND thump at the same time.

Music, Movement & Memory Activity

Intake or Response Activity to learn the Big Question, Bible verse and Unit music

Clap, Tap and Say

Materials

- CD of unit music
- Deep Down Detectives Discussion Questions (optional)

What to Do

1. Tell the children: "I'm going to sing our Bible verse/Big Question/etc. song and make a joyful noise to Him with my body by clapping and tapping. Come and join me!"
2. First let's sing our Bible verse song/Big Question song/Praise Song/Hymn together (say the verse a couple of times, if using it.)
3. "Now let's clap and tap! Can you do what I'm doing?" Have everyone follow your motions as you clap your hands, tap your head, hit your knees together, rub your belly, etc. for a while. Quiet them, then repeat. If desired, have different children think up different motions.
4. If desired, you can ask the children a question related to the verse/the songs they are singing, using the Deep Down Detectives Discussion Sheet after each time (or every few times) you sing the song/say the verse.

NOTE: Younger children may need to sing the Bible verse/Big Question song/etc, then clap, tap, etc. But, as the children get older, they may be able to sing the song(s) AND do the motions at the same time.

Music, Movement & Memory Activity

Intake or Response Activity to learn the Big Question, Bible verse and Unit music

Block Clappers

Materials

- CD of unit music
- Deep Down Detectives Discussion Questions (optional)
- 2 wooden blocks per child, preferably about 3"x 2", as found in many children's block sets

What to Do

1. Show the children the clapping blocks . Tell them, "I'm going to say God's Word and make a joyful noise to Him with these clapping blocks. Come and join me!
2. First let's sing our Bible verse song/Big Question song/Praise Song/Hymn together (say the verse a couple of times, if using it.)
3. Now let's make that joyful noise to the LORD!" Hand out the clapping blocks and let the children clap them a while (without singing), then quiet them.
4. Then tell them, "OK, let's try singing and block clapping at the same time!" Lead the children in song and clapping.
5. If desired, you can ask the children a question related to the verse/the songs they are singing, using the Deep Down Detectives Discussion Sheet after each time (or every few times) you sing the song/say the verse.

NOTE: Younger children may need to sing the Bible verse/Big Question song/etc, then clap. But, as the children get older, they may be able to sing the song(s) AND clap at the same time.

Music, Movement & Memory Activity

Intake or Response Activity to learn the Big Question, Bible verse and Unit music

Lullabies, Bells and Lions

Materials

- CD of unit music
- Bell
- Deep Down Detectives Discussion Questions (optional)

What to Do

1. Tell the children: "We're going to pretend to go to sleep as children, but wake up like an animal. Everyone sit down and let's sing our lullaby before we go to bed. When you hear the morning bell ring, you can pretend to be the animal I say until you hear the bedtime bell ring and you have to sit back down."
2. Ring the bell and say, "It's time for bed, it's time for bed! Sit down where you are, you sleepy heads!" Have all the children sit down in place. Then say, "Before we go to sleep, we have to sing our bedtime lullaby. Let's sing our Bible verse song/Big Question song/Praise Song/Hymn." Have the children sing the song with you, then tell them, "Shhh. Lay down! It's time for bed!"
3. Have all the children lay down and be very still and quiet like they are sleeping for a few minutes. Then say, "Sleeping, sleeping, look at all the sleeping children. But when the morning bell rang, they all woke up, and were lions (or whatever animal you choose) all day!"
3. All the children will get up and pretend to be the animal. After a few moments, ring the bell and say, "It's time for bed, it's time for bed! Sit down where you are, you sleepy heads!"
4. If desired, you can ask the children a question related to the verse/the songs they are singing, using the Deep Down Detectives Discussion Questions after each time (or every few times) you sing the lullaby song.

Music, Movement & Memory Activity

Intake or Response Activity to learn the Big Question, Bible verse and Unit music

Musical Squares

Materials

- CD of unit music
- Carpet Squares, enough for all of the children (or chairs)
- Deep Down Detectives Discussion Questions (optional)

What to Do

1. Set out the squares/chairs in a circle. Ask the children to sit down on their square/chair.
2. Tell the children they will march around behind the squares/chairs as you play the Big Question Song/Bible verse song/Hymn/Praise Song/etc. When the music stops, they are to sit down on the nearest square/chair island.
3. Play the music, sing the song as the children make swimming motion with their arms to it. Stop the music and have the children sit down on the nearest square/chair.
4. If desired, you can ask the children a question related to the verse/the songs (or the lesson concepts) they are singing, using the Deep Down Detectives Discussion Questions, after each time (or every few times) they sit down.

Bible Story Review Game

Response Activity to review the story and key concepts

Take Me Through the Tunnel

Materials

- Bible Truth storyboard pictures and Storyboard
- Deep Down Discussion Questions
- Chairs or Table
- Sheet or blanket
- Box

Preparation

1. Construct a tunnel using the sheet draped over a table/chairs.
2. Put the flannelgraph figures in a box in the "tunnel."

Playing the Game

1. Have the children take turns crawling through the tunnel, retrieving one of the pictures.
2. When the child comes out of the tunnel, he shows the figure to the other children from them to name.
3. Have the children name the character; and, if desired, answer a question (see Deep Down Discussion Sheet) about what they did in the story.
4. Have the child stick the picture on the storyboard, gradually recreating the scene as the game progresses.

Bible Story Review Game

Response Activity to review the story and key concepts

Missing in Action

Materials

Bible Truth storyboard pictures and Storyboard
Deep Down Discussion Questions

Preparation

1. Put all the story pictures up on the storyboard, recreating the scene from the story. .

Playing the Game

1. Review the story briefly, pointing to the figures on the story board background as you go. Have the children help you, if desired.
2. Tell the children that someone from the story is about to go "Missing in Action" and they have to guess who it is. Have the children cover their eyes and take one figure off the board.
3. Have the children open their eyes and figure out who is missing.
4. Put the picture back on the board. Take another picture off the board, having a child choose who will go missing in action this time.
5. If desired, you can ask the children a question related to story each time/every few times a picture is put up, using the Deep Down Discussion Sheet.

Bible Story Review Game

Response Activity to review the story and key concepts

Treasure Hunt

Materials

- Bible Truth storyboard pictures
- Deep Down Discussion Questions
- 10 small lidded plastic containers or boxes (like from a jewelry store) or wooden, hinged boxes from a craft store
- Various decorating supplies, such as fake craft jewels, glitter, glitter glue, foil paper, gold spray paint glue

Preparation

Before playing the game, you will need to make your treasure boxes:

1. Collect 10 small lidded plastic containers or lidded boxes (like from a jewelry store), just large enough to put the Bible story pictures in. Alternatively, you can also purchase 10 hinged wooden boxes from a craft store. These make marvelous treasure boxes.
2. Decorate each container/box with the jewels, glitter, paper, gold paint, etc to give them a “treasure-y” look.

Right before Class:

1. Put a Bible story picture in each container and hide them around the room.
2. You may want to review the story and the pictures before class.

Playing the Game

1. Tell the children that you are going on a treasure hunt and need their help finding all the treasure hidden around the room.
2. Have the children take turns finding the treasure boxes and bringing them to you.
3. Remove each picture as the box is found and ask the children review questions about the character from the Bible story. If desired, you can simply put each picture on the floor, table, or storyboard as it is found, then ask questions about the Bible story when you have collected them all. (See the Deep Down Discussion Sheet for possible questions.)
4. Remember to store your boxes after the game, keeping them for the next time you play.
5. Game continues as time allows or until you have retrieved and reviewed all the pictures and the story.

Bible Story Review Game

Response Activity to review the story and key concepts

Look Who's Coming Down the Tracks

Materials

- Bible Truth storyboard pictures
- Deep Down Discussion Questions
- Two shoe boxes
- 6' or so of rope
- Optional: Engineer's hat

Preparation

1. Make a "train" with two cars made with the two shoe boxes strung together with rope.
2. Poke a hole through the front short side of the shoe box that will be the back "car."
3. Poke a hole through the front and back short sides of the shoe box that will be the front "car."
4. Thread the rope through these holes, tying knots near the inside and outside of each to keep the car securely in place.

Playing the Game

1. Put a picture in each "car" of the train (out of the sight of the children). Say, "Look who's coming down the track!"
2. Hand the end of the rope to a child and have them pull it around to where the other participating children are saying "Choo! Choo! Choo! Choo!" (you can have all the children say this, just the child pulling, you and the child, etc.)
3. After the child pulls it to where the children are say, "Train, stop!"
4. Pull out the pictures, show them to the children and ask, "Who's on our train?"
5. If desired, you can ask the children a question related to the picture/story, from the Deep Down Detectives Discussion Sheet.

Tip: For more fun, have a train engineer's hat for the child pulling the train to wear.

Bible Story Review Game

Response Activity to review the story and key concepts

Can You Remember?

Materials

- 2 sets of Bible Truth storyboard pictures (Simply photo copy a second black & white set from the originals)
- Deep Down Discussion Questions
- Index Cards

Preparation

1. Attach the storyboard pictures to index cards, making sure that the pictures are completely covered by the cards.
2. Scramble the order of pictures and set face down on the floor or table.

Playing the Game

1. Have the children take turns trying to make matches by choosing and turning over two pictures at a time.
2. If the pictures match, they are removed from the floor and one is placed on the storyboard. Have the children identify the pictures as they are added to the board. If they do not match, they are turned over face down again and someone else gets to try.
3. If desired, you may also want to ask the children a question about the picture/the story as a match is made, using the Deep Down Discussion Sheet for suggestions.
4. Continue until all the matches are made and all pictures are up on the storyboard, recreating the story picture.

Bible Story Review Game

Response Activity to review the story and key concepts

Clothespin Line Up and Drop

Materials

Bible Truth storyboard pictures
Deep Down Discussion Questions
Rope
Clothespins, the hinged type
Shoe box
Tape

Preparation

1. Attach a spring-type clothespin to some of the laminated storyboard pictures and put them in a shoe box with the lid taped on one side like a hinge and with a hole in the top.
2. Hang up a short rope (in an out-of-traffic-flow location) between two chairs.

Playing the Game

1. Open the shoe box and say, "It's time to say hello to our story friends!"
2. Pull the pictures out one at a time, saying "Hello, so-and-so, each time you pick up a picture and clip them to the rope.
3. When all are pinned up say, "It's time to say goodbye to so-and-so." Can you find so-and-so?" Then have the child point out the right figure on the clothesline, take it off the rope, reattaching the clothespin and handing it to the child. If desired, you may also want to ask the children a question about the picture/the story as the picture is identified, using the Deep Down Discussion Sheet for suggestions.
4. Have a container/bucket/shoe box and say, "Say, goodbye!" letting the child drop the clothespin in the bucket and put the picture through the slot in the shoe box.

Bible Story Review Game

Response Activity to review the story and key concepts

Deep Down Detectives Clue Hunt

Materials

- Bible Truth storyboard pictures
- Deep Down Discussion Questions
- Variety of interesting items that have one or more places to hide a storyboard picture
- Detective Hat
- 4 False Clues (included on the next page)
- CD Player and Deep Down Detectives Theme Song

Preparation

1. Collect a variety of interesting items, that some way to hide a picture, such as an old box with a lid, wallet, purse, clothing with pockets, a book, etc. If your items have MORE than one place to hide things, that is even better.
2. Cut out/Print out the false clue pictures included with the game.
3. Hide each story picture inside one of the items.
4. Set out the items for the children to see, telling them that each of them have an important clue in them. Most of them are from the story, but a few are not. Tell them that it is the job of the Deep Down Detectives to find the hidden clues and decide if they belong in the story or not.

Playing the Game


1. Have the children line up. Play the Deep Down Detectives Theme Song and lead the children in marching around the room and then back to their places to sit down as it ends. (This is merely an energy-release tactic). Have the children take turns choosing an item, finding the clue you have hidden within it. Have the child/the class decide if the clue belongs in the story or not. If it belongs in the story, have them tell how, or, you could ask the children a question about the picture, using the Deep Down Discussion Sheet for suggestions.
2. Continue until all the clues have been found.
3. If desired, you can have the child who will choose the next clue to lead the class in marching to the theme song before they choose their clue.

Bible Story Review Game

Response Activity to review the story and key concepts

Deep Down Detectives Clue Hunt, continued

False Clues (use as many as you want)



Bible Story Review Game

Response Activity to review the story and key concepts

Run to the Grocery Store

Materials

- Bible Truth storyboard pictures
- Deep Down Discussion Questions
- Grocery bag or kid's grocery cart
- Empty food cartons

Preparation

1. Put a clue inside each food container.
2. Set out the containers on a table or shelf at one end of the room.
3. Set up the story board at the other end, with the shopping cart or bag.

Playing the Game

1. Have the children assemble near the storyboard.
2. Have them take turns pushing the grocery cart/carrying the grocery bag to the other end of the room and choosing a food item. If desired, tell the children which food item you want them to pick out each time.
3. When the child returns with the food, have them open the container and pull out the picture. If desired, you may also want to ask the children a question about the picture/the story as the picture is identified, using the Deep Down Discussion Sheet for suggestions.
4. Ask the class what the picture is, then add it to the story board, gradually reproducing the story.

Bible Story Review Game

Response Activity to review the story and key concepts

Who's in the Basket?

Materials

- Bible Truth storyboard pictures
- Deep Down Discussion Questions
- Blanket
- Basket

Preparation

None.

Playing the Game

1. Hide one of the pictures in the basket and cover it up with the blanket.
2. Ask the children: "Who's in the basket? Would you like to look?" Have chose a child to take off the blanket and pull out the picture to show the rest of the children. Say: "Look! It's -----" The children or you or you and the children can answer with who it is. For more fun, have a little song like "Pop! Goes the Weasel" you hum each time before the child pulls the blanket off Or, just count "1, 2, 3, GO!" and pull the blanket off quickly. If desired, you may also want to ask the children a question about the picture/the story as the picture is identified, using the Deep Down Discussion Sheet for suggestions.
3. Repeat as frequently as desired.

Bible Story Review Game

Response Activity to review the story and key concepts

Going Fishing

Materials

- Bible Truth storyboard pictures
- Deep Down Discussion Questions
- One long wooden dowel, yardstick, etc. per fishing pole
- Yarn
- Paper clip per fishing pole
- Rope
- Two chairs
- Blanket
- Box/bucket/container
- Bucket

Preparation

1. Make fishing poles out of long wooden dowels, yardsticks, etc with a piece of yarn for fishing line and a paper clip for a hook.
2. Attach a picture to the end of each pole.
3. Tie a rope between two chairs and drape a piece of cloth or a blanket over the rope. Lay the poles against the blanket so that the tips and the fishing line drape over the other side and drop down into a bucket/box on the other side.
4. Place other bucket on the side the children and the ends of the fishing rods are. This will be the "holding tank" for the fish when they are caught.

Playing the Game

1. Ask the children, "Would you like to go fishing in my pond today?"
2. "Let's see what you'll catch." The child chooses one of the poles, pulls it up and see what's on the end.
3. Say "Looks like you've caught a big one! Pull it out!"
4. As the child pulls up the fishing rod and reveals what is on the end, ask the children, "Who did you catch?" If desired, you may also want to ask the children a question about the picture/the story as each "fish" is caught, using the Deep Down Discussion Sheet for suggestions.
5. Have the child put the "fish" in the holding tank.
6. If desired, when all the fish are caught, take them out of the holding tank and review the "catch of the day."

Bible Story Review Game

Response Activity to review the story and key concepts

Pony Express

Materials

- Bible Truth storyboard pictures
- Deep Down Discussion Questions
- Small manila envelopes, one per flannel graph figure
- Kid's small backpack or a tote bag with a strap
- Basket
- Cowboy hat
- Stick horse or a broom

Preparation

1. Tell the children that long ago cowboys used to pick up the mail, put it in their bags and ride it fast from town to town on their horses. This was called the Pony Express. Today, they will practice riding for the Pony Express and bring the mail back to the class.

Playing the Game

1. Show the children how to ride the stick horse down to the other end, pick up a piece of mail from the basket, put it in their bag, then ride it back to the class. Take the envelope out of the bag and open it, showing them the picture inside. Ask the children who/what the picture is and then put it on the storyboard. If desired, you may also want to ask the children a question about the picture/the story as the picture is identified, using the Deep Down Discussion Sheet for suggestions.
2. Have the children take turns riding the Pony Express, each time adding the new figure to the storyboard until the story is recreated on it.

Bible Story Review Game

Response Activity to review the story and key concepts

Who's Inside?

Materials

- Bible Truth storyboard pictures (and/or other objects that remind you of things from the story)
- Deep Down Discussion Questions
- 10 different containers with lids

Preparation

1. Put in various pictures/objects in each container and shut.
2. Line up all the containers or put them in a big bag, such as a trash bag.

Playing the Game

1. Have 10 different sized/colored lidded containers with shaded sides, all big enough to fit the laminated pictures or other objects from the story or concept. Have the children take turns choosing a container (from the bag) and opening it. Each time ask: "Who's inside?" Child/children/you/you and children can answer together. If desired, you may also want to ask the children a question about the picture/the story as each picture/object is identified using the Deep Down Discussion Sheet for suggestions.
2. Repeat.

Bible Story Review Game

Response Activity to review the story and key concepts

Fix Up the Mix Up

Materials

- Bible Truth storyboard pictures
- Deep Down Discussion Questions

Preparation

None.

Playing the Game

1. Take all the Storyboard pictures and mix them up in a pile in front of the children.
2. Tell them that the story pictures are all mixed up and you need help fixing them up again.
3. Let the children take turns picking a picture out of the pile and re-constructing the story on the storyboard. If desired, you may also want to ask the children a question about the picture/the story as each picture/object is identified using the Deep Down Discussion Sheet for suggestions.

DEEP DOWN DETECTIVES

Curriculum Resources



**Appendix C:
Crafts and Take Home Sheets**

Index of Crafts and Take Home Sheets

Bible Truth 1:

Lesson 1 Coloring Sheet/Take Home Sheet	237
Lesson 2 Coloring Sheet/Take Home Sheet	239
Lesson 3 Coloring Sheet/Take Home Sheet	241
Big Question 3 Bible Story and Key Concepts to Take Home	243
Extra Craft 1: Go and Tell Bible Truth Concept Craft	249
Extra Craft 2: Bible Story Coloring Page	251
Extra Craft 3: Bible Story Jigsaw Puzzle Picture	252

Bible Truth 2:

Lesson 1 Coloring Sheet/Take Home Sheet	253
Lesson 2 Coloring Sheet/Take Home Sheet	255
Lesson 3 Coloring Sheet/Take Home Sheet	257
Big Question 2 Bible Story and Key Concepts to Take Home	259
Extra Craft 1: Go and Tell Bible Truth Concept Craft	269
Extra Craft 2: Bible Story Coloring Page	271
Extra Craft 3: Bible Story Jigsaw Puzzle Picture	272

Bible Truth 3:

Lesson 1 Coloring Sheet/Take Home Sheet	273
Lesson 2 Coloring Sheet/Take Home Sheet	275
Lesson 3 Coloring Sheet/Take Home Sheet	277
Big Question 3 Bible Story and Key Concepts to Take Home	279
Extra Craft 1: Go and Tell Bible Truth Concept Craft	287
Extra Craft 2: Bible Story Coloring Page	291
Extra Craft 3: Bible Story Jigsaw Puzzle Picture	292

Bible Truth 4:

Lesson 1 Coloring Sheet/Take Home Sheet	293
Lesson 2 Coloring Sheet/Take Home Sheet	295
Lesson 3 Coloring Sheet/Take Home Sheet	297
Big Question 4 Bible Story and Key Concepts to Take Home	299
Extra Craft 1: Go and Tell Bible Truth Concept Craft	307
Extra Craft 2: Bible Story Coloring Page	311
Extra Craft 3: Bible Story Jigsaw Puzzle Picture	312

CAN YOU GUESS BIBLE TRUTH!:

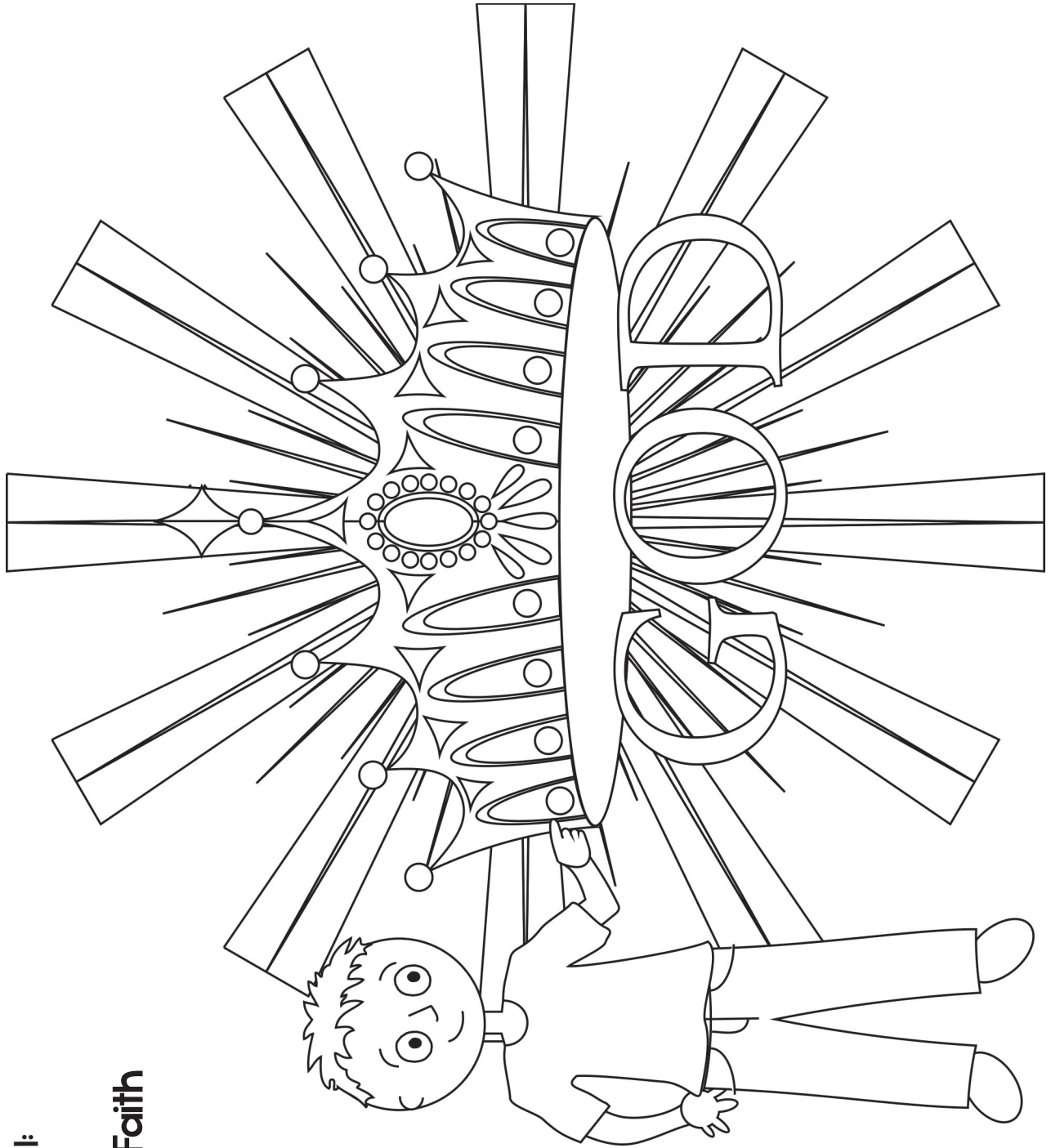
What's the Gospel?

**It's Salvation through Faith
in Jesus Christ...**

**God made us
and we should**

Him!

**HINT: To do what someone
tells you to do. Rhymes with
the word "today."**



Deep Down Detective Devotion: Unit 3, Bible Truth 1, Lesson 1



Big Question 3: What Is the Gospel?

Answer: It's Salvation through Faith in Jesus Christ...God made us and we should obey Him!

Bible Truth 1 Meaning

Who made the world and everything in it? God did! And when God created the world, He made it perfect. Everything He made was good. There was no sin in it. It was all just exactly as He planned. God isn't just our Creator. He is our King. He rules over everything He made. He takes care of us and keeps the world going. He gives us good laws to live by, and consequences if we disobey Him. God rules over the world in perfect wisdom and goodness. He always knows what is best for us. We should worship, love, and obey Him.

How do I know this is true? The Bible tells me so!

"Shout for joy to the LORD, all the earth. Worship the LORD with gladness; come before him with joyful songs. Know that the LORD is God. It is he who made us, and we are his; we are his people, the sheep of his pasture. Enter his gates with thanksgiving and his courts with praise; give thanks to him and praise his name." --- Psalm 100:1-6

Some Questions for You

1. Who made the world? Who made us? *God did!*
2. What was the world like with God made it? *It was good. There was no sin in it; it was exactly as He had planned.*
3. Who rules over the world as king? *God does.*
4. Who keeps the world going and takes care of us? *God does.*
5. What did God give us to live by? *His good laws.*
6. Who knows the best way for us to live? *God does.*
7. Who should we worship, love, and obey? *God.*
8. God is our good king, but we all disobey Him. We deserve His punishment for our sins. But God is so merciful! He sent Jesus to save us! What must we do to be saved? *We can ask Him to help us to turn away from our sins and trust in Jesus as our Savior. He delights to do this!*

Let's Pray!

- A** God, we praise You for being the good Creator and King of the world.
- C** We confess that many times we rebel against You and Your good ways. We choose to live life our own way, instead. We need a Savior!
- T** Thank You for being our good Creator and King. Thank You for making everything in the world for Your good purposes. Thank You for being so merciful to us! Thank You for offering us salvation through Jesus, when we repent of our sins and trust Jesus as our Savior.
- S** God, work in our hearts. Help us to turn away from rebelling against You. Help us to trust in Jesus as our Savior. Help us to joyfully obey You, our good and great King. In Jesus' name we pray. Amen.

Let's Sing about What We're Learning!

Big Q & A 3 Song from Deep Down Detectives NIV Songs 3, track 12

(sung to the tune of "Oh, My Darlin' Clementine")

What's the gospel?
 What's the gospel?
 Can you tell me what it is?
 It's salvation through faith in Jesus,
 That's what the gospel is. (repeat)


Big Question 3 Action Rhyme Song from Deep Down Detectives NIV Songs 3, track 13

Refrain:

What is the gospel? G-O-S-P-E-L?	"G" is for God, our good King and Creator,	Yes, Jesus died upon the cross, the perfect sacrifice,
What is the gospel? Can anybody tell me?	O, we should obey Him, but instead we're disobeyers,	Then on Day Three, He rose again To prove He'd won the fight,
What is the gospel? Yes, I know what it is!	So S, we need a Savior to save us from our sins,	And now "E" everyone who repents and believes in Him,
Salvation through faith in Christ,	That Savior is Jesus, who "P" took the punishment.	He gives "E-L" eternal life: forever life with Him. Refrain
That's what the gospel is.		

Go to the Deep Down Detectives Parent Resources for Unit 3 to get the Bible story and many more resources and songs for this unit at praisefactory.org

**“Shout for joy to the LORD, all the earth. Worship the LORD with gladness;
come before him with joyful songs. Know that the LORD is God.
It is he who made us, and we are his; we are his people, the sheep of his pasture.
Enter his gates with thanksgiving and his courts with praise;
give thanks to him and praise his name.” -- Psalm 100:1-6**



Deep Down Detective Devotion: Unit 3, Bible Truth 1, Lesson 2



Big Question 3: What Is the Gospel?

Answer: It's Salvation through Faith in Jesus Christ...God made us and we should obey Him!

How do I know this is true? The Bible tells me so!

"Shout for joy to the LORD, all the earth. Worship the LORD with gladness; come before him with joyful songs. Know that the LORD is God. It is he who made us, and we are his; we are his people, the sheep of his pasture. Enter his gates with thanksgiving and his courts with praise; give thanks to him and praise his name." --- Psalm 100:1-6

Learn a Little: "Know that the LORD is God. It is he who made us."

Meaning

God's people are so happy about being His people! It's not enough for them to quietly worship Him. They want to make a joyful noise and sing loudly to Him. They want everyone--the whole earth--to praise God along with them. They want them to gather together with them at church and sing, sing, sing to the LORD, the great and good king! We can be God's people when we turn away from our sins and trust in Jesus as our Savior.

Some Questions for You

1. To whom should all the earth shout for? *To the LORD.*
2. Who made us and is our good king? *The LORD.*
3. Who loves to praise God? *God's people.*
4. Why do God's people love to praise Him? *For being their good God, who loves them, cares for them and has saved them.*
5. Where do God's people gather together to worship the LORD? *At church.*
6. What is the most amazing thing God has done for His people that they love to praise Him for? *For sending His Son, Jesus, to be their Savior and pay for their sins so they can be God's people.*
7. How can we become God's people? *By turning away from our sins and trusting in Jesus as our Savior. Ask God to help you do this! He loves to answer these prayers!*

Let's Pray!

- A** God, we praise You for being the good Creator and King of the world.
- C** We confess that many times we rebel against You and Your good ways. We choose to live life our own way, instead. We need a Savior!
- T** Thank You for being our good Creator and King. Thank You for making everything in the world for Your good purposes. Thank You for being so merciful to us! Thank You for offering us salvation through Jesus, when we repent of our sins and trust Jesus as our Savior.
- S** God, work in our hearts. Help us to turn away from rebelling against You. Help us to trust in Jesus as our Savior. Help us to joyfully obey You, our good and great King. In Jesus' name we pray. Amen.

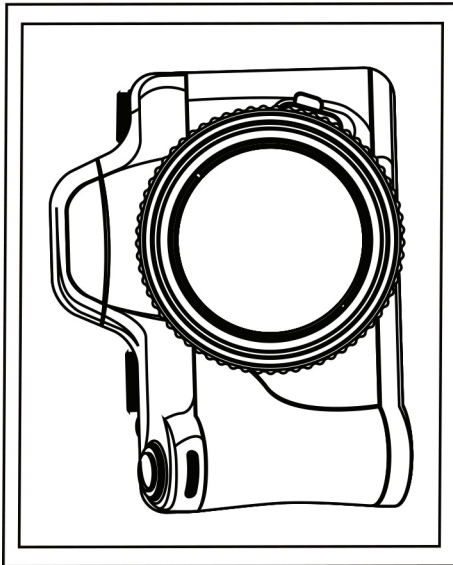
Let's Sing Our Bible Verse!

Shout for Joy: Psalm 100:1,2 from *Deep Down Detectives NIV Songs 3, track 19*

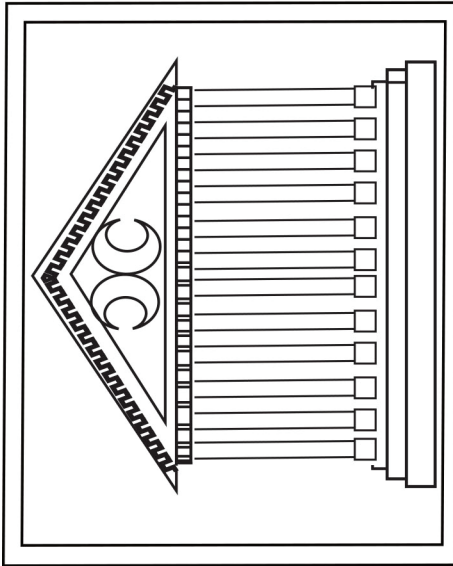
Shout for joy to the LORD,
Shout for joy, all the earth.
Worship the LORD with gladness,
Come before Him with joyful song.
Psalm One hundred, one and two.

Go to the *Deep Down Detectives Parent Resources for Unit 3* to get the Bible story and many more resources and songs for this unit at praisefactory.org


Which four of these clues belong in our story? Which two do not? Put an X in the boxes of the four that belong.




A Camera



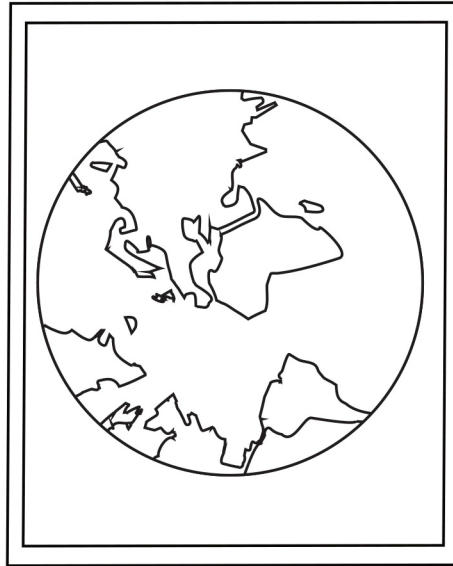
A Temple




A Stone Altar



A Sword



The World



Laughing People

Answer: The temple; the stone; the world and the laughing people belong in the story. The camera and the sword do not.

Deep Down Detective Devotion: Unit 3, Bible Truth 1, Lesson 3



Big Question 3: What Is the Gospel?

Answer: It's Salvation through Faith in Jesus Christ...God made us and we should obey Him!

Bible Truth 1 Meaning

Who made the world and everything in it? God did! And when God created the world, He made it perfect. Everything He made was good. There was no sin in it. It was all just exactly as He planned. God isn't just our Creator. He is our King. He rules over everything He made. He takes care of us and keeps the world going. He gives us good laws to live by, and consequences if we disobey Him. God rules over the world in perfect wisdom and goodness. He always knows what is best for us. We should worship, love, and obey Him.

How do I know this is true? The Bible tells me so!

"Shout for joy to the LORD, all the earth. Worship the LORD with gladness; come before him with joyful songs. Know that the LORD is God. It is he who made us, and we are his; we are his people, the sheep of his pasture. Enter his gates with thanksgiving and his courts with praise; give thanks to him and praise his name." --- Psalm 100:1-6

Some Questions for You

Our six case clues were: a camera; a temple; a stone altar; a sword; the world; and, laughing people.

1. Which four belong in our story?

The temple; stone altar; the world; and, laughing people.

2. What did the people of Athens need to confess to the LORD? Did any do this?

The people of Athens needed to confess that they had worshipped fake gods, not the LORD, the one, true God. They needed to trust in Jesus as their Savior.

3. Which of the people of Athens did confess their sins and trust in Jesus as their Savior? *Dionysius, Damaris and others did this.*

4. What do we need to confess to God? *That we, too, have chosen to disobey Him.*

5. What does God offer to do with our sins when we turn away from disobeying Him and trust in Jesus as our Savior? *He promises to forgive our sins and make us His people.*

Let's Pray!

A God, we praise You for being the good Creator and King of the world.

C We confess that many times we rebel against You and Your good ways. We choose to live life our own way, instead. We need a Savior!

T Thank You for being our good Creator and King. Thank You for making everything in the world for Your good purposes. Thank You for being so merciful to us! Thank You for offering us salvation through Jesus, when we repent of our sins and trust Jesus as our Savior.

S God, work in our hearts. Help us to turn away from rebelling against You. Help us to trust in Jesus as our Savior. Help us to joyfully obey You, our good and great King. In Jesus' name we pray. Amen.

Let's Praise God Right Now!

Big Q & A 3 Hymn: And Can It Be from *Deep Down Detectives NIV Songs 3, track 17*

Refrain

Amazing love, how can it be?

That thou, my God, should die for me?

Amazing love, how can it be?

That thou, my God, should die for me?

Words: Charles Wesley Music: Thomas Campbell

Big Question 3 Praise Song: I Have Decided to Follow Jesus from *Deep Down Detectives NIV Songs 3, track 18*


I have decided to follow Jesus,

I have decided to follow Jesus,

I have decided to follow Jesus,

No turning back, no turning back.

Go to the *Deep Down Detectives Parent Resources for Unit 3* to get the Bible story and many more resources and songs for this unit at praisefactory.org

**The Case of the God Who Was Different***Acts 17:16-33*

Dear Parents,

Big Question #3 is: "What Is the Gospel?" Your child is learning that "It's Salvation through Faith in Jesus Christ...God made us and we should obey Him."

Here's a copy of the Bible story they are learning along with the "Listening Assignment" for each lesson. These assignments provide a different teaching emphasis for each lesson, helping the children dig deeper into each Bible truth. They match up with your child's take home for each lesson. We hope that these resources help your family to dig down deeper into the truths of God's Word!" Happy digging!

•many more resources for this Big Question came be found online at www.praisefactory.org•

Listening Assignments

"Hey, Kids! Detective Dan, here. Listen carefully to the story and help me answer these questions:

Detective Dan's Lesson #1 Listening Assignment:

I need to find out:

- 1. Who was the God who was different?**
- 2. What made Him so different?**

Detective Dan's Lesson #2 Listening Assignment:**Our Bible Verse is Psalm 100:1-6**

"Shout for joy to the LORD, all the earth. Worship the LORD with gladness; come before him with joyful songs. Know that the LORD is God. It is he who made us, and we are his; we are his people, the sheep of his pasture. Enter his gates with thanksgiving and his courts with praise; give thanks to him and praise his name."

I need to find out:

- 1. Who urged people to worship the LORD and serve Him as their king?**
- 2. Who did worship Him? Who did not?**

Detective Dan's Lesson #3 Listening Assignment:

I found six clues, but only 4 of them are in the story.

They are: a camera; a temple; a stone altar; a sword; the world; and, laughing people.

Hold each of them up for the children to see as you identify them.

I need to figure out:

- 1. Which four belong in the story and which two don't?**
- 2. What did the people of Athens need to confess to the LORD? Did any do this?**

Answers found at end of the story.

The Case of the God Who Was Different *Acts 17:16-33**Story with lines separating paragraphs (text in bold, optional interaction cues in italics)*

Gods! Gods! Gods! Athens was a city full of fake gods! On buildings. On hills. Everywhere you looked, there was another god. Apollo and Artemis. Demeter and Dionysius; Pan and Poseidon. Hera and, of course, Zeus, the king of all the gods. You might not know these names, but the people of Athens certainly did. And these were just a FEW of the HUNDREDS of gods they worshipped! Wow!

The people of Athens took good care of their gods. They built them beautiful temples. They laid rich worship gifts at their stony feet. They celebrated them with big, worship parties. They even laid a stone to honor an Unknown God. The people of Athens didn't want to leave out any god.

Yes, the people of Athens worshipped hundreds of gods, but the only god they SHOULD have been worshipping was that "Unknown God." He was the REAL, the one, true God! Not many people in Athens knew His name, but I think you do.

Can you tell me His name?

It was the LORD! He was God, the Father, who sent His Son, Jesus, to be our Savior. He sent His Holy Spirit to live inside those who trusted in Jesus as their Savior. He made the way for us to become His people forever. What an amazing God was this one, true God! He was not like of the fake gods of Athens!

Maybe most of the people in Athens didn't know about the one, true God, but there was a man named Paul who did. Paul knew the LORD and loved the LORD and lived for the LORD. He trusted in Jesus, God's Son, as his Savior. He had the Holy Spirit living in his heart.

And if there was ONE thing that Paul wanted to do with his life, it was to tell others how they could know and love and live for the LORD...and trust in Jesus as their Savior, too.

So... across the sea, over mountains, and down through valleys went Paul, telling everyone he could just that.

One day, all this traveling led Paul to a city he had never been to before.

Can you guess the name of this new city?

It was Athens!

Now Paul had been to many cities that were SMALLER than Athens. And Paul had been to cities that were BIGGER than Athens. But there was something that Paul saw in Athens that he had NEVER seen before in any of those other cities--big or small. It was so many fake gods!

How do you think Paul felt when he saw all those fake gods?

Paul was so upset! Oh, how these people needed to hear about the LORD, the one, true God! How they needed to stop worshipping these fake gods and start worshipping the LORD, instead! How they needed to know His Son, the Savior Jesus! And Paul decided to do something about that, right then and there!

Story with lines separating paragraphs (text in bold, optional interaction cues in italics)

Into the synagogue-worship place, went Paul. "The gods of Athens are just fakes. The LORD has sent His Son Jesus, to save you, just as He promised. Believe in Him!" he told the people gathered there.

Then down by the temples and into the marketplace, went Paul. "Let me tell you about the LORD! Let me tell you about Jesus, His Son, sent to save you! Worship Him, not these fake gods!" Paul urged everyone who would listen.

Word about Paul and his strange, new teaching soon spread through Athens and to the city leaders. They found Paul and said, "Come up to our important meeting place on Mars Hill and tell us about this new God. We want to hear about Him, ourselves."

So up, up, up the big, stony hill called Mars Hill went Paul with the city leaders and many others. How excited Paul was to tell them about the real, one, true God and His Son, Jesus! He hoped they would put their trust in Him!

On top of Mars Hill, Paul spoke to the crowd. "People of Athens, what a lot of gods you worship! he exclaimed. "But you are worshipping the wrong one! I've come to tell you about the one, true God--the one you call "the Unknown God." His name is the LORD. He's the one you should worship. He's the one who made heaven and earth and everything in it," Paul told them.

"Your city is filled with the big temples you built to worship your gods, but the LORD is too great to live inside even your biggest temple!" Paul exclaimed.

"You bring worship gifts to take care of your gods. You honor them with worship parties. You keep them looking bright and shiny. You make sure they don't fall over. But the LORD doesn't need people to take care of Him," Paul explained. "He's the living God...He takes care of Himself...and all of us, too! He made us and gave us life."

"The LORD is our King and we should obey Him and His good laws; but, the sad news is that we don't. We have all disobeyed Him and deserve His punishment for our sins," Paul told them.

"But the LORD is so merciful that He made the way for us to be forgiven." Paul explained.

Who did God send so we could be forgiven, do you know His name?

"God sent His Son, Jesus, to suffer and die on the cross to pay for sins. On the third day, He raised up Jesus from the dead in victory. Now all who turn away from their sins and trust in Jesus as their Savior can be saved. They can be God's people and have eternal life with Him," Paul told them.

"So turn away from worshipping your fake gods. Turn to LORD. Trust in His Son, Jesus, and be saved! You can be God's people, too," Paul urged them.

What do you think the people of Athens will do? Will they believe in the LORD or not?

The people of Athens hardly knew what to think. They had never heard of a God like this! A God who was supposed to be greater than Zeus, the king of their gods; yet, who came to die for sinners...then rose from the dead! Incredible!

Many people laughed. "Ha, ha! Your God sounds silly! Who would ever believe in him?" they said.

But others, like Dionysius and Damaris, went to Paul to hear more. As Paul talked, God's Holy Spirit worked in their hearts. He helped them turn away from their sins and trust in Jesus as their Savior. How happy Paul was! Maybe there still were many fake gods in Athens, but now there was a little group of believers living there, who could keep on telling others the good news of Jesus.

Cracking the Case: (story wrap-up for Listening Assignments)

It's time to see how we did with our Listening Assignment.

Detective Dan's Lesson 1 Listening Assignment:

1. Who was the god who was different? The LORD was the God who was so different.

2. What made Him so different? He was the one, true, living God. He was no fake god, like those the people of Athens worshipped.

For You and Me:

Paul told the people of Athens how they could know the LORD as their God, by turning away from worshipping their fake gods and trusting in Jesus as their Savior. We can know the LORD, too, when we turn away from our sins and trust in Jesus as our Savior.

Detective Dan's Lesson 2 Listening Assignment:**Our Bible Verse is: Psalm 100:1-6**

"Shout for joy to the LORD, all the earth. Worship the LORD with gladness; come before him with joyful songs. Know that the LORD is God. It is he who made us, and we are his; we are his people, the sheep of his pasture. Enter his gates with thanksgiving and his courts with praise; give thanks to him and praise his name."

1. Who urged the people to worship the LORD and serve Him as their king? Paul did.

2. Who did worship the LORD? Who did not? Dionysius and Damaris and a few others worshipped the LORD. The rest laughed and kept worshipping their fake gods.

For You and Me:

Like the people of Athens, we have so much to worship the LORD for being and doing. He is the one, true God! He has made us and wants us to know Him and love Him. He has offered us to be saved from our sins through Jesus, just like the people of Athens heard.

Detective Dan's Lesson 3 Listening Assignment:

Our six clues were: a camera; a temple; a stone altar; a sword; the world; and, laughing people.

1. Which four belong in our story?

The temple; stone; world; and laughing people.

2. What did the people of Athens need to confess to the LORD? Did any do this?

The people of Athens needed to confess that they had worshipped fake gods, not the LORD, the one, true God. They needed to trust in Jesus as their Savior. Dionysius, Damaris and others did this.

For You and Me:

Like Damaris and Dionysius, we should also confess our sins to God. Perhaps we have not worshipped fake gods like they did, but we have all disobeyed God and lived our own way. We all deserve His punishment. But, if we confess our sins and trust in Jesus as our Savior, God will forgive us and make us His people, just like He did for Dionysius and Damaris, long ago.

The Gospel (story wrap-up if NOT using Listening Assignments)**Our Bible Truth is:****What is the Gospel?****It's Salvation through Faith in Jesus Christ...****God made us and we should obey Him!**

God made all people--including you and me! And He made us to know Him, love Him and obey Him. He's our good King. But just like the people of Athens, we need God's forgiveness for disobeying Him. God freely offers it to us when we turn away from our sins and trust in Jesus as our Savior. He loves to help us do this. Ask Him!

Close in prayer.

Closing ACTS Prayer

- A** God, we praise You for being the good Creator and King of the world.
- C** We confess that many times we rebel against You and Your good ways. We choose to live life our own way, instead. We need a Savior!
- T** Thank You for being our good Creator and King. Thank You for making everything in the world for Your good purposes. Thank You for being so merciful to us! Thank You for offering us salvation through Jesus, when we repent of our sins and trust Jesus as our Savior.
- S** God, work in our hearts. Help us to turn away from rebelling against You. Help us to trust in Jesus as our Savior. Help us to joyfully obey You, our good and great King. In Jesus' name we pray. Amen.

Deep Down Detectives Devotions: Big Question 3, Bible Truth 1 Key Concepts P.5**Unit 3: The Good News of God, the Gospel**

Unit Big Question (and Answer): What Is the Gospel? It's Salvation through Faith in Jesus Christ!

Unit Bible Verse: "For God so loved the world that he gave his one and only Son, that whoever believes in him shall not perish but have eternal life." John 3:16

Bible Truth 1 Concept: Salvation through Faith in Jesus Christ...God Made Us and We Should Obey Him

God is our Creator. He made everything in heaven and earth. He made it perfectly. It was good and without sin. It was just exactly as He planned.

God isn't just the Creator of everything. He is also the King over everything. God is the King everyone should obey. God gives us good laws to live by. And, He gives us consequences if we disobey Him. We should worship, love, and obey God, our good Creator and King.

Bible Truth 1 Bible Verse: Psalm 100:1-6

"Shout for joy to the LORD, all the earth. Worship the LORD with gladness; come before him with joyful songs. Know that the LORD is God. It is he who made us, and we are his; we are his people, the sheep of his pasture. Enter his gates with thanksgiving and his courts with praise; give thanks to him and praise his name."

Learn a Little: "Know that the LORD is God. It is he who made us."

Meaning

God's people are so happy about being His people! It's not enough for them to quietly worship Him. They want to make a joyful noise and sing loudly to Him. They want everyone--the whole earth--to praise God along with them. They want them to gather together with them at church and sing, sing, sing to the LORD, the great and good king! We can be God's people when we turn away from our sins and trust in Jesus as our Savior.

Bible Truth 1 ACTS Prayer

- A** God, we praise You for being the good Creator and King of the world.
- C** We confess that many times we rebel against You and Your good ways. We choose to live life our own way, instead. We need a Savior!
- T** Thank You for being our good Creator and King. Thank You for making everything in the world for Your good purposes. Thank You for being so merciful to us! Thank You for offering us salvation through Jesus, when we repent of our sins and trust Jesus as our Savior.
- S** God, work in our hearts. Help us to turn away from rebelling against You. Help us to trust in Jesus as our Savior. Help us to joyfully obey You, our good and great King. In Jesus' name we pray. Amen.

Big Question 3, Bible Truth 1 Overview: Key Concepts

P.6

Bible Truth 1 Story

The Case of the God Who Was Different

Acts 17:16-33

Songs Used in Bible Truth 1

Big Question 3 Bible Verse Song: For God So Loved the World John 3:16

Extra Big Question 3 Bible Verse Song: For God So Loved the World John 3:16 (version 2)

Extra Big Question 3 Bible Verse Song: For God So Loved the World John 3:16 (version 3)

Big Question 3 Hymn: And Can It Be, v.1 Refrain

Big Question 3 Praise Song: I Have Decided to Follow Jesus

Bible Truth 1 Bible Verse Song: Shout for Joy Psalm 100:1,2

listen to or download songs for free at <https://praisefactory.org>: Deep Down Detectives Music page

Go and Tell Bible Truth Concept Craft

God Is Our King

Craft Description

The children will make a crown out of a paper plate and decorate it.

Materials

Sturdy paper plate with rim, one per child
Copy paper
Markers, colored pencils, crayons
Cotton balls, glitter glue, stick-on jewels, and/or buttons
Glue

Preparations

1. Fold plate in half.
2. Mark and cut along lines as shown in the diagram on next page.
3. Unfold plate. Fold up points to crown.
4. Write words "God Is Our King" on the front brim of each crown.
5. Set out glue on paper plates (or glue sticks).

Introducing the Craft:

"Our Big Question is: "What is the gospel?" We've learned that "It's salvation through faith in Jesus Christ...God made us and we should obey Him!" That's something very good to know. But many people don't know that. So do you know what God wants us to do? He wants us to go and tell others this very important news. So today we are going to make something we can show and tell them, too. Here's what it looks like... (Hold up example of craft)

Directions

1. Show children your finished craft, reading the words to them.
2. Have children do any decorating with markers/crayons/colored pencils first.
3. Let them add the glue-related extra bits sticky jewels, cotton balls, glitter glue, etc on last. Let dry.
4. Make sure to write each child's name on their craft.

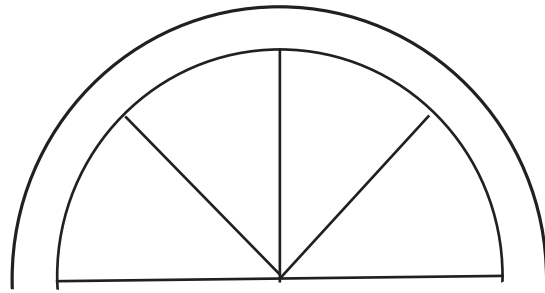
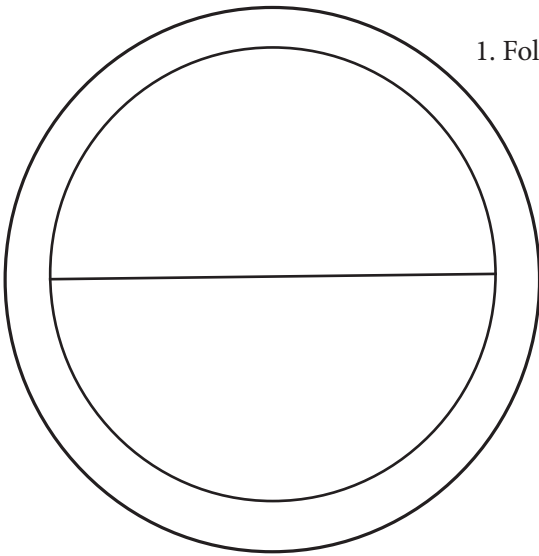
Discussion

This is an especially good time to re-read the key concepts and discuss them. See Deep Down Discussion Sheet for possible questions to talk about.


Craft Wrap-Up:

At the end of our time together today, you get to take home your Go and Tell crafts. And what are you going to do with them? Show and tell someone the important news you've learned today: "God made us and we should obey Him. He is our king!"

1. Fold plate in half



2. Make cuts as shown, making sure not to cut through the plate entirely, just to the rim.




3. Unfold plate. Fold up triangles to make points on crown. Decorate rim and crown points. Add words.



cotton balls, glitter glue, crayons, markers, stick-on jewels, buttons, foil pieces, etc.

4. If you have kids with bigger heads, simply snip the back of crown through the rim. Staple in place an extender band.




What is the Gospel? It's Salvation through Faith in Jesus Christ...God made us and we should obey Him. Dionysius and Damaris turned from their sins and worshipped the LORD. They trusted in Jesus as their Savior. The rest of the people laughed and kept worshipping their fake gods. Like the people of Athens, we have so much to worship the LORD for being and doing. He is the one, true God! He has made us and we should obey Him. He wants us to know Him and love Him. He has offers us save from our sins through Jesus, just like the people of Athens heard. Ask Him to help you turn away from your sins and trust in Jesus as your Savior! He loves to help us do this!

The Case of the God Who Was Different Jigsaw Puzzle Page

Acts 17:16-33

Make copies of picture and cut out into an appropriate number of pieces for your children.
Or, you can print out color versions of this puzzle by downloading it from praisefactory.org.


What is the Gospel? It's Salvation through Faith in Jesus Christ! Paul told the people of Athens how they could know the LORD as their God, by turning away from worshipping their fake gods and trusting in Jesus as their Savior. We can know the LORD, too, when we turn away from our sins and trust in Jesus as our Savior.



CAN YOU GUESS BIBLE TRUTH 2:

What's the Gospel?

It's Salvation through Faith in Jesus Christ...



We have all disobeyed God and deserve His

----- !

HINT: "What we deserve when we do something wrong on purpose."

It's a sad word that rhymes with "compliment."

Deep Down Detective Devotion: Unit 3, Bible Truth 2, Lesson 1



Big Question 3: What is the Gospel?

Answer: It's Salvation through Faith in Jesus Christ... We have all disobeyed God and deserve His punishment!

Bible Truth 2 Meaning

God is our good Creator. He made us with a spirit, so we can know and love Him. He is our good King. He gave us good laws that show us how to love Him and love each other. The most wonderful life we can have is knowing and loving God. We were made to know Him and to live as He wants us to live. But instead of choosing God and His wonderful way of life, we have all chosen to disobey Him and His good laws. We have chosen to live life our own, selfish way, instead. This is what the Bible calls "sin". Because God is good, He hates sin, and He will punish it. And oh, how terrible is God's punishment for sin! It is to live apart from Him and everything good forever! Every single one of us deserve this punishment for our sins. But God isn't only good; He's merciful, too. Merciful means treating us better than we deserve, and that's just exactly how God offers to treat us. Yes, our sins must be punished, but God has chosen to take that punishment on Himself. That's why He sent Jesus, His own dear Son, to earth. Jesus came to take the punishment we deserved for our sins when He suffered and died on the cross. God promises to forgive all who turn away from their sins and trust in Jesus as their Savior. That can even include you and me! Isn't God amazing? How great is God's love for us!

How do I know this is true? The Bible tells me so!

"Surely there is not a righteous man on earth who does good and never sins... See, this alone I found, that God made man upright, but they have sought out many schemes." --- Ecclesiastes 7:20,29, ESV

Some Questions for You

1. Who is our good Creator? *God is.*
2. Who has chosen to disobey God and His good laws? *We all have.*
3. What do we deserve because we have disobeyed God? *We deserve His punishment--to be separated from Him and everything good forever.*
4. Who did God send to take the punishment for our sins in our place? *He sent Jesus.*
5. What do we need to do if we want to receive God's forgiveness for our sins? *We need to turn away from our sins and trust in Jesus as our Savior. God loves to forgive our sins and make us His people when we do.*

Let's Pray!

- A** God, we praise You for being the good God who hates sin.
- C** We confess that we have all rebelled against You and Your good ways. We have all chosen to live life our own way instead. We need a Savior!
- T** Thank You for not just being good, but for being merciful, too. Thank You for taking the punishment we deserve on Yourself that we might be saved. Thank You for offering us salvation through Jesus, when we repent of our sins and trust Jesus as our Savior.
- S** God, work in our hearts. Help us to turn away from living against You and Your good ways. Help us to trust in Jesus as our Savior. Help us to love You and know You. Help us to obey Your good laws. In Jesus' name we pray, Amen.

Let's Sing about What We're Learning!

Big Q & A 3 Song from *Deep Down Detectives ESV Songs 3, track 12*

(sung to the tune of "Oh, My Darlin' Clementine")

What's the gospel?
 What's the gospel?
 Can you tell me what it is?
 It's salvation through faith in Jesus,
 That's what the gospel is. (repeat)

Big Question 3 Action Rhyme Song from *Deep Down Detectives ESV Songs 3, track 13*

Refrain:

What is the gospel?	"G" is for God,	Yes, Jesus died upon the cross,
G-O-S-P-E-L?	our good King and Creator,	the perfect sacrifice,
What is the gospel?	O, we should obey Him,	Then on Day Three, He rose again
Can anybody tell me?	but instead we're disobeyers,	To prove He'd won the fight,
What is the gospel?	So S, we need a Savior	
Yes, I know what it is!	to save us from our sins,	And now "E" everyone who repents
Salvation through faith in Christ,	That Savior is Jesus,	and believes in Him,
That's what the gospel is.	who "P" took the punishment.	He gives "E-L" eternal life: forever life with Him. <i>Refrain</i>

Go to the *Deep Down Detectives Parent Resources for Unit 3* to get the Bible story and many more resources and songs for this unit at praisefactory.org

**“There is not a righteous man on earth
who does what is right and never sins...**



**This only have I found: God made mankind upright,
but men have gone in search of many schemes.”**

Ecclesiastes 7:20,29

Deep Down Detective Devotion: Unit 3, Bible Truth 2, Lesson 2



Big Question 3: What is the Gospel?

Answer: It's Salvation through Faith in Jesus Christ... We have all disobeyed God and deserve His punishment!

How do I know this is true? The Bible tells me so:

"There is not a righteous man on earth who does what is right and never sins... This only have I found: God made mankind upright, but men have gone in search of many schemes."--- Ecclesiastes 7:20,29

Learn a Little: "There is not a righteous man on earth who does what is right and never sins."

Meaning:

In the beginning, God created the heavens and the earth. He created it all good. Oh, how wonderful was the love that those first people had for God! Oh, how wonderful it was to know Him and to obey Him! The big Bible word for loving God and living His good way is "righteous."

But that's not the way things are now. Sadly, we all have chosen to disobey God. We want to do things our own way, not God's good way. We make sneaky schemes and plan how we can get what we want or do what we want, instead of what God wants. Our hearts are not full of love for God or for others as they should be.

No one is righteous anymore. No one, that is, except Jesus, God's Son. God sent Jesus live a perfect, righteous life and give it as the payment for our sins. We can have Jesus' righteousness and become one of God's people, when we turn away from our sins and trust in Jesus as our Savior. God loves to help us do this. Ask Him!

Some Questions for You

1. What was the world like in the beginning when God first created it? *It was good--all good.*
2. What did the first people (Adam and Eve) enjoy in the beginning? *They enjoyed knowing, loving and obeying God perfectly. They enjoyed being righteous.*
3. What is the big Bible word for loving God and living His good way? *Righteous.*
4. Who have all people chosen to disobey? *God and His good ways.*
5. Who do we want to please instead of God? *Ourselves.*
6. No one is righteous anymore, except for one person. Who is that? *Jesus.*
7. What was special about the life Jesus lived? *It was perfect. He never, ever disobeyed God.*
8. What did Jesus use His perfect life to do? *Jesus gave it up as the perfect payment for our sins. He wanted to save us so we could become God's people.*
9. How can we be forgiven our sins and become one of God's people? *By turning away from our sins and trusting in Jesus as our Savior.*

Let's Pray!

- A** God, we praise You for being the good God who hates sin.
- C** We confess that we have all rebelled against You and Your good ways. We have all chosen to live life our own way instead. We need a Savior!
- T** Thank You for not just being good, but for being merciful, too. Thank You for taking the punishment we deserve on Yourself that we might be saved. Thank You for offering us salvation through Jesus, when we repent of our sins and trust Jesus as our Savior.
- S** God, work in our hearts. Help us to turn away from living against You and Your good ways. Help us to trust in Jesus as our Savior. Help us to love You and know You. Help us to obey Your good laws. In Jesus' name we pray, Amen.


Let's Sing Our Bible Verse!

There Is Not a Righteous Man: Ecclesiastes 7:20,29 from *Deep Down Detectives NIV Songs 3, track 20*

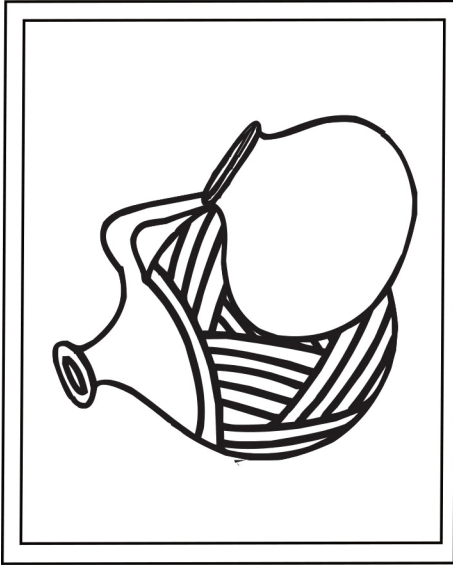
There is not a righteous man on earth,
Who does what is right and never sins.
This only have I found;
God made mankind upright,
But men have gone in search of many schemes.
Ecclesiastes Seven: twenty and twenty-nine.

Go to the Deep Down Detectives Parent Resources for Unit 3 to get the Bible story and many more resources and songs for this unit at praisefactory.org


Which four of these clues belong in our story? Which two do not? Put an X in the boxes of the four that belong.



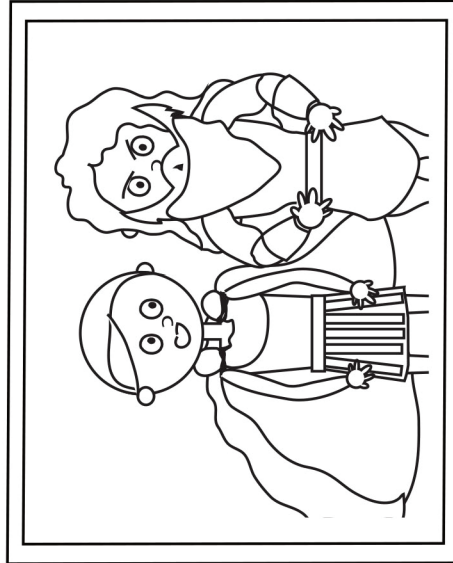
Jews




A Jar



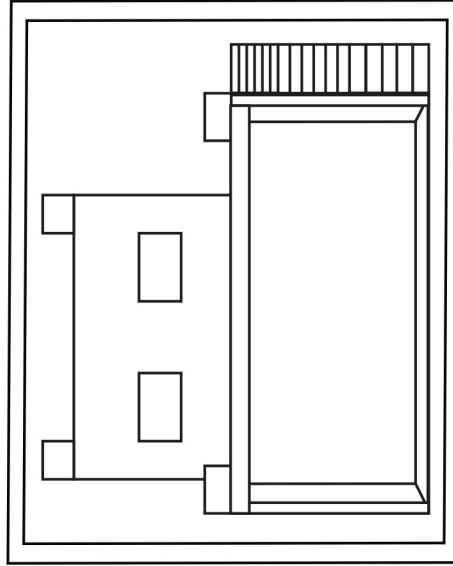
Gentiles



Fake Gods



A Bear



A House

Answer: The Jews; the Gentiles; the fake gods; and, the house belong. The jar and the bear do not.

Deep Down Detective Devotion: Unit 3, Bible Truth 2, Lesson 3



Big Question 3: What is the Gospel?

Answer: It's Salvation through Faith in Jesus Christ... We have all disobeyed God and deserve His punishment!

Bible Truth 2 Meaning

God is our good Creator. He made us with a spirit, so we can know and love Him. He is our good King. He gave us good laws that show us how to love Him and love each other. The most wonderful life we can have is knowing and loving God. We were made to know Him and to live as He wants us to live.

But instead of choosing God and His wonderful way of life, we have all chosen to disobey Him and His good laws. We have chosen to live life our own, selfish way, instead. This is what the Bible calls "sin". Because God is good, He hates sin, and He will punish it. And oh, how terrible is God's punishment for sin! It is to live apart from Him and everything good forever! Every single one of us deserve this punishment for our sins.

But God isn't only good; He's merciful, too. Merciful means treating us better than we deserve, and that's just exactly how God offers to treat us. Yes, our sins must be punished, but God has chosen to take that punishment on Himself. That's why He sent Jesus, His own dear Son, to earth. Jesus came to take the punishment we deserved for our sins when He suffered and died on the cross. God promises to forgive all who turn away from their sins and trust in Jesus as their Savior. That can even include you and me! Isn't God amazing? How great is God's love for us!

How do I know this is true? The Bible tells me so!

"There is not a righteous man on earth who does what is right and never sins... This only have I found: God made mankind upright, but men have gone in search of many schemes."--- Ecclesiastes 7:20,29

Some Questions for You

Our six case clues were: Jews; a jar; Gentiles; fake gods; a bear; and a house.

1. Which four belong in our story? *The Jews; Gentiles; fake gods; and the house.*

2. Who thanked God for saving them through Jesus?

Paul and the believers in Rome all thanked God for saving them through Jesus.

3. What is the big Bible word for loving God and living His good way? *Righteous.*

4. What was special about the life Jesus lived? *It was perfect. He never, ever disobeyed God. He was righteous.*

5. What did Jesus use His perfect life to do? *Jesus gave it up as the perfect payment for our sins.*

6. How can we be forgiven our sins and become one of God's people? *By turning away from our sins and trusting in Jesus as our Savior.*

Let's Pray!

A God, we praise You for being the good God who hates sin.

C We confess that we have all rebelled against You and Your good ways. We have all chosen to live life our own way instead. We need a Savior!

T Thank You for not just being good, but for being merciful, too. Thank You for taking the punishment we deserve on Yourself that we might be saved. Thank You for offering us salvation through Jesus, when we repent of our sins and trust Jesus as our Savior.

S God, work in our hearts. Help us to turn away from living against You and Your good ways. Help us to trust in Jesus as our Savior. Help us to love You and know You. Help us to obey Your good laws. In Jesus' name we pray, Amen.

Let's Praise God Right Now!

Big Q & A 3 Hymn: And Can It Be from *Deep Down Detectives ESV Songs 3, track 17*

Refrain

Amazing love, how can it be?

That thou, my God, should die for me?

Amazing love, how can it be?

That thou, my God, should die for me?

Words: Charles Wesley Music: Thomas Campbell

Big Question 3 Praise Song: I Have Decided to Follow Jesus from *Deep Down Detectives ESV Songs 3, track 18*

I have decided to follow Jesus,

I have decided to follow Jesus,

I have decided to follow Jesus,

No turning back, no turning back.

Go to the *Deep Down Detectives Parent Resources for Unit 3* to get the Bible story and many more resources and songs for this unit at praisefactory.org

Deep Down Devotions: Unit 3, Bible Truth 2 Story Concepts**P.1****The Case of the Squabbling Brothers and Sisters***Romans*

Dear Parents,

Big Question #3 is: "What's the Gospel? Your child is learning that "It's Salvation through Faith in Jesus Christ... we have all disobeyed God and deserve His punishment."

Here's a copy of the Bible story they are learning along with the "Listening Assignment" for each lesson. These assignments provide a different teaching emphasis for each lesson, helping the children dig deeper into each Bible truth. They match up with your child's take home for each lesson. We hope that these resources help your family to dig down deeper into the truths of God's Word!" Happy digging!

•many more resources for this Big Question can be found online at www.praisefactory.org•

Listening Assignments

"Hey, Kids! Detective Dan, here. Listen carefully to the story and help me answer these questions:

Detective Dan's Lesson #1 Listening Assignment:

I need to know:

To squabble means to argue about something.

- 1. Who were the brothers and sisters who were squabbling?**
- 2. What were they squabbling about?**

Detective Dan's Lesson #2 Listening Assignment:**Our Bible Verse is Ecclesiastes 7:20,29:**

"There is not a righteous man on earth who does what is right and never sins... This only have I found: God made mankind upright, but men have gone in search of many schemes."

I need to know:

- 1. What two kinds of families did the believers in Rome come from?**
- 2. What did they need to remember that would help them stop squabbling with each other?**

Detective Dan's Lesson #3 Listening Assignment:I found six clues, but two of them are **NOT** in the story.

They are: Jews; a jar; Gentiles; fake gods; a bear; and a house.

Hold each of them up for the children to see as you identify them.

I need to know:

- 1. Which four belong in the story and which two don't?**
- 2. Who thanked God for saving them through Jesus?**

Read the assignment questions, THEN SAY,

"Ok, Deep Down Detectives! Put on your best listening ears and see if you can hear the answers to Detective Dan's questions. When I finish telling the story, we will see if we can answer all the questions."

Read the Bible Truth story, answer questions, present the gospel and lead in prayer.

Answers to questions; the gospel; and, ACTS prayer are included with the story text.

The Case of the Squabbling Brothers and Sisters *Romans**Story with lines separating paragraphs (text in bold, optional interaction cues in italics)*

Squibble, squabble, squibble squabble. The believers in the big city of Rome were fighting with each other.

At Priscilla and Aquila's house; and at Aristobulus' house. At Narcissus' house, and two other houses, little groups of believers gathered to worship God. They were all saved through Jesus. They were all part of God's family. And they should have been loving each other like sisters and brothers; but, they weren't! They were fighting with each other, instead. Squibble, squabble!

How do you think they were fighting each other? Hitting with their fists? Kicking with their legs?

What do you think?

No, they weren't hitting each other with their fists. No, they weren't kicking each other with their legs. But, oh, how they were fighting and hurting each other with the squibble-squabbling words that came out of their mouths!

What was all the fuss about? Well, it had to do with what kind of family you came from—a family of Jews or a family of Gentiles.

Jew and Gentile. Have you ever heard of those Bible family names? Let's find out what they are.

Some of the believers were Jews. They came from families who worshipped the LORD. They grew up learning the Bible and trying to obey its laws... ALL of them... and there were A LOT! (Laws is another word for rules.) Let me tell you about them.

There were...the Ten, Big Laws God gave them.

Can you remember the special name of the Ten, Big Laws?

The special name of these laws is the 10 Commandments. They were the LOVE laws. These laws told how to love God and love one another. That was the FIRST kind of laws that God gave the Jews to obey.

But there were more laws than just those! There was a SECOND kind of laws that God gave the Jews. These were the FRIENDSHIP WITH GOD laws. They told the Jews what worship gifts they needed to give to God when they disobeyed Him. These laws kept them in friendship with God.

But there were even more laws than those! There was a THIRD kind of laws that God gave the Jews. These were the LIVE TOGETHER laws. These told the Jews how to live their everyday lives--what clothes they should wear; what food they should eat; how to take care of sick people; what to do when they had arguments; and, other everyday things like that.

Wow! What a lot of laws God gave the Jews! But God had a good purpose for every one of them. These laws helped everyone know what God is like. And, they helped everyone see that the Jews were God's special people, living His way, and waiting for Him to send the Savior one day.

Story with lines separating paragraphs (text in bold, optional interaction cues in italics)

And at just the right time, God **DID** send the Savior--His Son, Jesus! Jesus lived a perfect life. He kept all of God's good laws. Then He suffered and died on the cross, giving His life as the final, perfect worship gift that paid for sins. On the third day, Jesus rose from the dead, showing that He had beaten sin and death for all who would turn away from their sins and trust in Him as their Savior. Jesus had made the way for us to be friends with God!

When these Jews heard the good news of Jesus, they were so happy! Here was the Savior they had been waiting for! He had paid for their sins! They trusted in Him as their Savior. Now they were God's people, saved through Jesus.

There is the special name for people who have Jesus as their Savior. Do you know what it is?

Can you tell me?

They are called Christians. And so now, these Jews weren't just Jews anymore. Now they were Christians.

But what should these Jewish Christians do with all those laws from God's Word? They had obeyed them for so long! Should they keep on obeying them now that Jesus had come? They thought about this A LOT!

Let's see... well, they **KNEW** they should keep on obeying God's Ten, Big, Love laws—the 10 Commandments. They still needed to keep on loving God and others, like the LOVE laws taught. That was clear.

And, they **KNEW** that Jesus had paid for their sins. His life had been the final worship gift. He gave them **FOREVER** friendship with God. So they did **NOT** have to keep the **FRIENDSHIP WITH GOD** laws anymore.

But what about all those **LIVE TOGETHER** laws? The ones about what Jews should eat and drink and do in their everyday lives? The Savior Jesus had come. Now they were Christians. Were they supposed to keep on living together like Jews, too?

Do you think God wanted them to keep those laws still?

Many of the Jews **LIKED** those **LIVE TOGETHER** laws. Actually they **LOVED** them. They didn't want to get rid of them...and they wanted everyone else to keep them, too. They thought that **EVERYONE** should become a Christian, saved through Jesus; but, they should keep on living together like Jews... **EVEN** the people who didn't grow up as Jews!

Uh oh, that might just cause a problem or two...especially for the believers who came from that **OTHER** kind of Bible family-- the Gentiles. Let me tell you about them.

Gentiles came from families who had **NOT** grown up knowing the Bible or keeping its laws—not the Ten, Big, Love laws or the Friendship with God laws, or even the Live Together laws. They had grown up worshipping fake gods. And actually, worshipping those fake gods meant doing some very bad things that disobeyed God's good laws--like the big, worship parties they held to honor them.

But when these Gentiles heard the good news of Jesus, they left their fake gods and their bad ways behind. They trusted in Jesus as their Savior and they wanted to live God's way now. They became Christians.

They gathered as a church with the Jewish believers. And as they listened to God's Word, they heard all about all those laws for the first time. Now everyone had a question...

Can you guess what the question was?

Story with lines separating paragraphs (text in bold, optional interaction cues in italics)

The question was: what should they--the people from Gentile families-- do with all of those laws?

Like the Jewish Christians, the Gentile Christians KNEW that they should obey God's Ten, Big, Love laws—the 10 Commandments. They still needed to keep on loving God and others, like those LOVE laws taught. That was clear.

And like the Jewish Christians, they KNEW that Jesus had paid for their sins. His life had been the final worship gift. He gave them FOREVER friendship with God. So they did NOT have to keep the FRIENDSHIP WITH GOD laws anymore.

But what about those LIVE TOGETHER laws? The laws that told the Jews how to live together. The Savior had come. Surely Gentiles didn't need to obey THOSE laws! Surely they didn't need to live like Jews to be Christians! That didn't make sense! They were saved through Jesus, not those laws! Nope. They would NOT obey the LIVE TOGETHER laws. No way!

And so came all of the squibble-squabbling.

"We're better than you, Gentiles," the Jewish Christians said. "Long ago, God chose US to be His special people through Abraham. He chose US to write down the Bible, His Word. He gave US the great promises about the Savior Jesus coming. Jesus came from OUR family. He was a Jew! God gave US His good laws—the LOVE laws and the FRIENDSHIP WITH GOD laws and the LIVE TOGETHER laws. All of them! We obey them and so should you! That's what God's people have always done," they told the Gentiles.

"You are NOT better than us!" the Gentile Christians squabbled back. "Yes, you're right. Long ago, you Jews WERE chosen to be God's special people. But now, many people from your family don't even believe in Jesus. Maybe we ARE just Gentiles. Maybe our families didn't come from God's special people, long ago. But we believe in the Savior Jesus NOW! And a lot more of US believe in Him than you, Jews! Look who God is choosing to make into His special people NOW— it's us, Gentiles. And we DON'T have to keep all of your Live Together Laws!" they squabbled back.

Far away in the city of Corinth, Paul heard about these squabbles. Paul had come from a Jewish family. He had grown up reading the Bible and learning God's laws. He had tried as hard as he could to keep them all, but he could never obey them as God required. Nope, if there was one thing Paul knew, it was only by trusting in Jesus as their Savior that ANYONE can be forgiven of their sins. That was the only way to become one of God's people. These believers needed to remember this; so, Paul decided to do something about it.

Can you guess what Paul did?

Paul wrote them a letter.

"Help me write to the believers in Rome," Paul asked his friend, Tertius. So Tertius got out his scroll and wrote down Paul's words:

**"Dear believers in Rome,
I thank God for saving you! I can't wait for the day when I will get to see you and we can encourage each other in our faith in God! God has given me the job of preaching to all of you--both Jews and Gentiles. One day, I hope to come and preach more of the good news of Jesus to you in Rome, face-to-face.**

Story with lines separating paragraphs (text in bold, optional interaction cues in italics)

I know you are squabbling about who comes from a better family—the Jews or the Gentiles. I know you are squabbling about the Live Together Laws from God’s Word. But remember: all people have sinned against God—both Jews and Gentiles. EVERYONE! None of us is righteous. None of us does what is good and never sins. NO ONE! We all deserve God’s punishment.

Jews: God may have chosen your family to write down His Word, the Bible. He may have given your family His laws to live by. But you couldn’t obey them all, could you? Nope! You were all law breakers! You needed a Savior to save you from your sins. Only Jesus could do that for you. Be thankful, not proud!

And you, Gentiles: Yes, maybe a lot more people from your Gentile families are trusting in Jesus as their Savior than the Jews these days, but it’s not because Gentiles are better than Jews. It’s only because God has been kind enough to save you through Jesus, too. Be thankful, not proud!

You are ALL part of God’s family. The Holy Spirit lives in ALL of you. Stop your squibble-squabbling! Love each other like sisters and brothers should! Use the gifts God has given each of you to care for each other and to show others how great God is!

Praise God together with me! He gives us everything we need through Jesus, our Savior!

Paul

Paul rolled up the letter and gave it to Phoebe to take to the believers in faraway Rome.

What happened when Paul’s letter was read to the believers in Rome? We don’t really know. The Bible doesn’t tell us. How Paul hoped it would help them remember that they ALL needed Jesus to be their Savior. How he hoped it would stop their squibble-squabbling over who is best and over those LIVE TOGETHER laws!

Paul wanted them to love God and love one another. He wanted them to live out the good news of Jesus together, and share it with others. And I hope that’s exactly what they did!

Cracking the Case: (story wrap-up for Listening Assignments)

It's time to see how we did with our Listening Assignment.

Detective Dan's Lesson #1 Listening Assignment:

I need to know:

To squabble means to argue about something.

1. Who were the brothers and sisters who were squabbling? The believers in Rome.

2. What were they squabbling about?

They were squabbling about who was best--the Jews or the Gentiles. And, if all believers should keep the Live Together laws of the Jews.

For You and Me:

Just like the believers in Rome, we need to remember that it is only through God's free gift of forgiveness through Jesus that anyone can become one of God's people. This can be His gift to us, too, if we turn away from our sins and trust in Jesus as our Savior.

Detective Dan's Lesson #2 Listening Assignment:**Our Bible Verse is Ecclesiastes 7:20, 29:**

"Surely there is not a righteous man on earth who does good and never sins... See, this alone I found, that God made man upright, but they have sought out many schemes."

I need to know:

1. What two kinds of families did the believers in Rome come from? From Jew and Gentile families.

2. What did they need to remember that would help them stop squabbling with each other? That none of them had been righteous. None of them had pleased God by their own, good works. They were saved only through the Savior, Jesus. That's what mattered. Not the Live Together laws.

For You and Me:

None of us can ever be good enough to please God. None of us would ever be able to know God or be His people on our own. But the good news is that Jesus did live a perfect life. He offered up His righteous to pay for the sins of God's people--all who turn away from their sins and trust in Jesus as their Savior. God loves to help us do this. Ask Him!

Detective Dan's Lesson #3 Listening Assignment:

I found six clues, but two of them are **NOT** in the story. They are: Jews; a jar; Gentiles; fake gods; a bear; and a house.

Hold each of them up for the children to see as you identify them.

I need to know:

1. Which four belong in the story and which two don't? The Jews; Gentiles; fake gods; and the house belong in the story. The jar and bear were not.

2. Who thanked God for saving them through Jesus?

Paul and the believers in Rome all thanked God for saving them through Jesus.

For You and Me:

God's people know that they could never live good enough lives to get to be God's people. They thank God for sending Jesus to pay for their sins when He suffered and died on the cross. Jesus can pay for our sins, too, if we turn away from our sins and trust in Him as our Savior. Then we can thank God for saving us and making us His people, too!

The Gospel (story wrap-up if NOT using Listening Assignments)**Our Bible Truth is:****What Is the Gospel?**

It's Salvation through Faith in Jesus Christ...

we have all disobeyed God and deserve His punishment!

Did you know that Paul's letter to those believers in Rome became part of God's Word, the Bible? Millions and millions of people have read his letter to those people in Rome and learned from them. Why, even you are learning from them today! What is the most important thing that we can learn from Paul's letter? It is that all of us are lawbreakers who have chosen to disobey God. We all need to turn away from our sins and trust in Jesus as our Savior. And if we do, God will forgive us and make us His dearly-loved people forever!

Close in prayer.

Closing ACTS Prayer

- A** God, we praise You for being the good God who hates sin.
- C** We confess that we have all rebelled against You and Your good ways. We have all chosen to live life our own way instead. We need a Savior!
- T** Thank You for not just being good, but for being merciful, too. Thank You for taking the punishment we deserve on Yourself that we might be saved. Thank You for offering us salvation through Jesus, when we repent of our sins and trust Jesus as our Savior.
- S** God, work in our hearts. Help us to turn away from living against You and Your good ways. Help us to trust in Jesus as our Savior. Help us to love You and know You. Help us to obey Your good laws.

In Jesus' name we pray. Amen.

Deep Down Detectives Devotions: Big Question 3, Bible Truth 2 Key Concepts p.7

Unit 3: The Good News of God, the Gospel

Unit Big Question (and Answer): What Is the Gospel? It's Salvation through Faith in Jesus Christ!

Unit Bible Verse: "For God so loved the world that he gave his one and only Son, that whoever believes in him shall not perish but have eternal life." John 3:16

Bible Truth 2 Concept: Salvation through Faith in Jesus Christ...We Have All Disobeyed God and Deserve His Punishment

God is our good Creator. He made us with a spirit, so we can know and love Him. He is our good King. He gave us good laws that show us how to love Him and love each other. The most wonderful life we can have is knowing and loving God. We were made to know Him and to live as He wants us to live.

But instead of choosing God and His wonderful way of life, we have all chosen to disobey Him and His good laws. We have chosen to live life our own, selfish way, instead. This is what the Bible calls "sin". Because God is good, He hates sin, and He will punish it. And oh, how terrible is God's punishment for sin! It is to live apart from Him and everything good forever! Every single one of us deserve this punishment for our sins.

But God isn't only good; He's merciful, too. Merciful means treating us better than we deserve, and that's just exactly how God offers to treat us. Yes, our sins must be punished, but God has chosen to take that punishment on Himself. That's why He sent Jesus, His own dear Son, to earth. Jesus came to take the punishment we deserved for our sins when He suffered and died on the cross. God promises to forgive all who turn away from their sins and trust in Jesus as their Savior. That can even include you and me! Isn't God amazing? How great is God's love for us!

Bible Truth 2 Bible Verse: Ecclesiastes 7:20,29

"There is not a righteous man on earth who does what is right and never sins... This only have I found: God made mankind upright, but men have gone in search of many schemes."

Meaning

In the beginning, God created the heavens and the earth. He created it all good. Oh, how wonderful was the love that those first people had for God! Oh, how wonderful it was to know Him and to obey Him! The big Bible word for loving God and living His good way is "righteous."

But that's not the way things are now. Sadly, we all have chosen to disobey God. We want to do things our own way, not God's good way. We make sneaky schemes and plan how we can get what we want or do what we want, instead of what God wants. Our hearts are not full of love for God or for others as they should be.

No one is righteous anymore. No one, that is, except Jesus, God's Son. God sent Jesus live a perfect, righteous life and give it as the payment for our sins. We can have Jesus' righteousness and become one of God's people, when we turn away from our sins and trust in Jesus as our Savior. God loves to help us do this. Ask Him!

Bible Truth 2 ACTS Prayer

- A** God, we praise You for being the good God who hates sin.
- C** We confess that we have all rebelled against You and Your good ways. We have all chosen to live life our own way instead. We need a Savior!
- T** Thank You for not just being good, but for being merciful, too. Thank You for taking the punishment we deserve on Yourself that we might be saved. Thank You for offering us salvation through Jesus, when we repent of our sins and trust Jesus as our Savior.
- S** God, work in our hearts. Help us to turn away from living against You and Your good ways. Help us to trust in Jesus as our Savior. Help us to love You and know You. Help us to obey Your good laws. In Jesus' name we pray. Amen.

Bible Truth 2 Story

The Case of the Squabbling Brothers and Sisters *Romans*

Deep Down Detectives Devotions: Big Question 3, Bible Truth 2 Key Concepts **p.8**

Bible Truth 2 Story

The Case of the Squabbling Brothers and Sisters

Romans

Songs Used in Bible Truth 2

Big Question 3 Bible Verse Song: For God So Loved the World John 3:16

Extra Big Question 3 Bible Verse Song: For God So Loved the World John 3:16 (version 2)

Extra Big Question 3 Bible Verse Song: For God So Loved the World John 3:16 (version 3)

Big Question 3 Hymn: And Can It Be, v.1 Refrain

Big Question 3 Praise Song: I Have Decided to Follow Jesus

Bible Truth 2 Bible Verse Song: There Is Not a Righteous Man Ecclesiastes 7:20,29

listen to or download songs for free at <https://praisefactory.org>: Deep Down Detectives Music page

Go and Tell Bible Truth Concept Craft

What God Has Done for Us

Craft Description

The children will color/glue pictures that illustrates God's goodness to sinners in sending Jesus to save them.

Materials

White Paper, preferably cardstock

Coloring supplies

Any extra fun craft supplies, such as yarn, tissue paper, jiggly eyes, glitter, paper dots

Glue

Preparations

1. Make copies of the card for each child.
2. Set out decorating supplies.

Introducing the Craft:

"Our Big Question is: "What Is the Gospel?" We've learned that "It's Salvation through Faith in Jesus Christ" and "We have all disobeyed God and deserve His punishment." That's very sad news, but God has good news for us, too! He sent Jesus to be our Savior. That's what our pictures are about today. They tell us how kind God has been to us, even though we have all disobeyed Him. He sent us a Savior! That's something very good to know, but many people don't know that. So do you know what God wants us to do? He wants us to go and tell others this very important news. So today we are going to make something we can go and tell them, too. Here's what it looks like...(Hold up example of craft)

Directions

1. Show children your finished craft, reading the words to them.
2. Have the children color in the cards, then add extra decorations with your other craft supplies.
3. Make sure to write each child's name on their craft.


Discussion

This is an especially good time to re-read the key concepts and discuss them. See the Deep Down Discussion Sheet for possible questions to talk about.

Craft Wrap-Up:

At the end of our time together today, you get to take home your Go and Tell crafts. And what are you going to do with them? Show and tell someone the important news you've learned today. Hold up the cards and say the words together.


**God made us
to know and love Him,**



**But we've chosen
to disobey,**



**So God sent Jesus
to save us,**



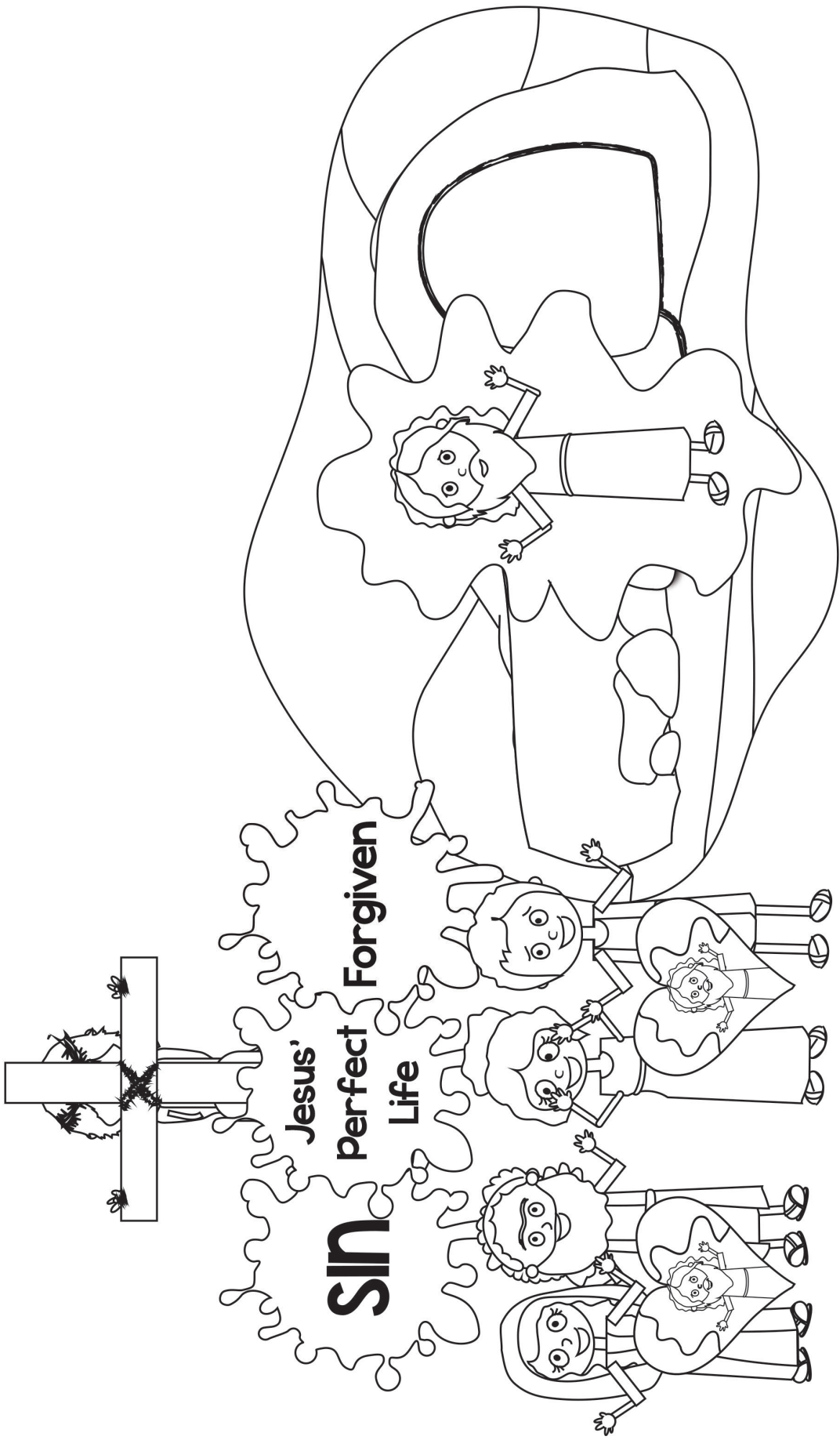
**To take all
our sins away!**



"There is not a righteous man on earth who does what is right and never sins... This only have I found: God made mankind upright, but men have gone in search of many schemes." Ecclesiastes 7:20,29

"For God so loved the world that he gave his one and only Son, that whoever believes in him shall not perish but have eternal life." John 3:16

Jesus Made Our Friendship with God




What is the Gospel? It's Salvation through Faith in Jesus Christ... we have all disobeyed God and deserve His punishment! Did you know that Paul's letter to those believers in Rome became part of God's Word, the Bible? Millions and millions of people have read his letter to those people in Rome and learned from them. Why, even you are learning from them today! What is the most important thing that we can learn from Paul's letter? It is that all of us are lawbreakers who have chosen to disobey God. We all need to turn away from our sins and trust in Jesus as our Savior. And if we do, God will forgive us and make us His dearly-loved people forever!

The Case of the Squabbling Brothers and Sisters Jigsaw Puzzle Page


Romans

Make copies of picture and cut out into an appropriate number of pieces for your children.
Or, you can print out color versions of this puzzle by downloading it from praisefactory.org.

Just like the believers in Rome, we need to remember that it is only through God's free gift of forgiveness through Jesus that anyone can become one of God's people. This can be His gift to us, too, if we turn away from our sins and trust in Jesus as our Savior.



CAN YOU GUESS BIBLE TRUTH 3:
What's the Gospel?
It's Salvation through Faith
in Jesus Christ...



God sent ----- to pay for the sins of God's people!

HINT: What's the name of God's Son?

Deep Down Detective Devotion: Unit 3, Bible Truth 3, Lesson 1



Big Question 3 : What Is the Gospel?

Answer: It's Salvation through Faith in Jesus Christ... God sent Jesus to pay for the sins of God's people!

Bible Truth 3 Meaning

What a mess we have made in God's good world! God is our good Maker and King, yet we have all chosen to disobey Him. Because God is good, He hates sin and He is right to punish our sins. We certainly deserve it! The punishment for sins is death--being separated from God and all His goodness forever. How sad!

But God is not only good; He is also very merciful. He treats us better than we deserve. That's why God, Himself, made a way for us to be forgiven our sins and to become His people. God sent His own, dear Son, Jesus, to live the perfect life of love and obedience that we should live, but never do. On the cross, Jesus offered His perfect life to God as the full payment for sins, for all who turn away from their sins and trust in Him as their Savior. Jesus suffered and died in our place. Then on the third day, Jesus rose up from the dead, showing that He had really beaten sin and death! Jesus can be our Savior, too, when we turn away from our sins and trust in Him as our Savior.

How do I know this is true? The Bible tells me so!

"But he was pierced for our transgressions, he was crushed for our iniquities; the punishment that brought us peace was upon him, and by his wounds we are healed. We all, like sheep, have gone astray, each of us has turned to his own way; and the LORD has laid on him the iniquity of us all." --- Isaiah 53:5-6

Some Questions for You

1. Who is our good Maker and King? *God is.*
2. Who has chosen to disobey God? *We all have.*
3. What does God hate, because He is good? *He hates sin.*
4. What is God right to do to with our sin, because He hates it (and it is bad)? *He is right to punish our sin.*
5. What is God's punishment for sins? *It is death--being separated from God and all His goodness forever.*
6. Who did God send because He is not just good, but merciful, too? *The Savior, Jesus.*
7. What did Jesus do on the cross to save us? *He gave His perfect life as the full payment for sin.*
8. How can Jesus be our Savior? *When we turn away from our sins and trust in Him as our Savior.*

Let's Pray!

- A** God, we praise You for being the good Creator and King of the world.
- C** God, we confess rebelling against You and Your good ways. Too many times we choose to live life our own way instead of Yours. We need a Savior!
- T** Thank You for being our good Creator and King. Thank You for making everything in the world for Your good purposes. Thank You for being so merciful to us! Thank You for offering us salvation through Jesus, when we repent of our sins and trust Jesus as our Savior.
- S** God, work in our hearts. Help us to turn away from disobeying You. Help us to trust in Jesus as our Savior. Help us to obey Your good ways and bring You glory. In Jesus' name we pray. Amen.

Let's Sing about What We're Learning!

Big Q & A 3 Song from *Deep Down Detectives NIV Songs 3, track 12*
(sung to the tune of "Oh, My Darlin' Clementine")

What's the gospel?
What's the gospel?
Can you tell me what it is?
It's salvation through faith in Jesus,
That's what the gospel is. (repeat)

Big Question 3 Action Rhyme Song from *Deep Down Detectives NIV Songs 3, track 13*

Refrain:

What is the gospel?
G-O-S-P-E-L?
What is the gospel?
Can anybody tell me?
What is the gospel?
Yes, I know what it is!
Salvation through faith in Christ,
That's what the gospel is.

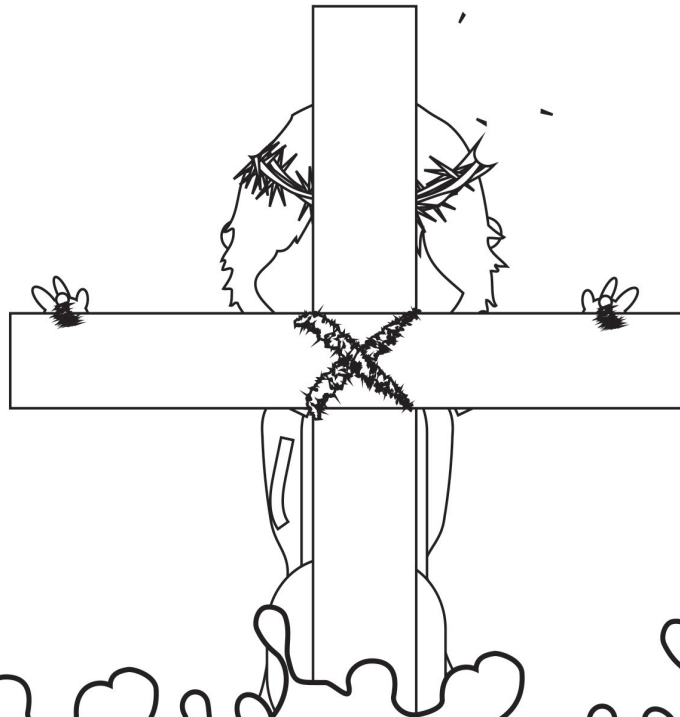
"G" is for God,
our good King and Creator,
O, we should obey Him,
but instead we're disobeyers,
So S, we need a Savior
to save us from our sins,
That Savior is Jesus,
who "P" took the punishment.

Yes, Jesus died upon the cross,
the perfect sacrifice,
Then on Day Three, He rose again
To prove He'd won the fight,

And now "E" everyone who repents
and believes in Him,
He gives "E-L" eternal life: forever life with Him. *Refrain*

Go to the *Deep Down Detectives Parent Resources for Unit 3* to get the Bible story and many more resources and songs for this unit at praisefactory.org

**“But he was pierced for our transgressions,
he was crushed for our iniquities;
the punishment that brought us peace was upon him,
and by his wounds we are healed.**



SIN Jesus' **Perfect** **Forgiven**
Life

**We all, like sheep, have gone astray,
each of us has turned to his own way;
and the LORD has laid on him the iniquity of us all.”**

Isaiah 53:5-6

Deep Down Detective Devotion: Unit 3, Bible Truth 3, Lesson 2



Big Question 3 : What Is the Gospel?

Answer: It's Salvation through Faith in Jesus Christ... God sent Jesus to pay for the sins of God's people!

How do I know this is true? The Bible tells me so!

"But he was pierced for our transgressions, he was crushed for our iniquities; the punishment that brought us peace was upon him, and by his wounds we are healed. We all, like sheep, have gone astray, each of us has turned to his own way; and the LORD has laid on him the iniquity of us all." --- Isaiah 53:5-6

Learn a Little: "The punishment that brought us peace was upon him."

Meaning

God is our good King and Creator and we should love and obey Him. But the sad news is that we all choose to disobey Him...and we all deserve His punishment.

Yes, we deserve His punishment, but God has loved us so much that He sent His Son, Jesus, to take the punishment that we deserve instead. Jesus lived a perfect life and chose to give it up to pay for our sins. On the cross, He suffered and died. He was pierced with nails in His hands and feet. He was pierced in His side with a sword. He took all of the punishment that we deserve from God for our sins so that we could be forgiven. Jesus made the way for us to have peace with God by suffering in our place.

Who did Jesus do this for? It is God's free gift to all who put their trust in Jesus as their Savior and choose to live for Him. This gift can be for you, too! Ask God to help you. He loves to answer this prayer!

Some Questions for You

1. Who has chosen to disobey God, our good King and Creator? *We all have.*
2. Who did God send to take the punishment for our sins? *His Son, Jesus.*
3. Where did Jesus take the punishment for our sins? *On the cross as He suffered and died.*
4. Who did Jesus suffer and die for? *For all who turn away from their sins and trust in Him as their Savior. It is God's free gift to all who do. It can be His gift to us, too!*

Let's Pray!

- A** God, we praise You for being the good Creator and King of the world.
- C** God, we confess rebelling against You and Your good ways. Too many times we choose to live life our own way instead of Yours. We need a Savior!
- T** Thank You for being our good Creator and King. Thank You for making everything in the world for Your good purposes. Thank You for being so merciful to us! Thank You for offering us salvation through Jesus, when we repent of our sins and trust Jesus as our Savior.
- S** God, work in our hearts. Help us to turn away from disobeying You. Help us to trust in Jesus as our Savior. Help us to obey Your good ways and bring You glory. In Jesus' name we pray. Amen.

Let's Sing Our Bible Verse!

He Was Pierced *from Deep Down Detectives NIV Songs 3, track 21*

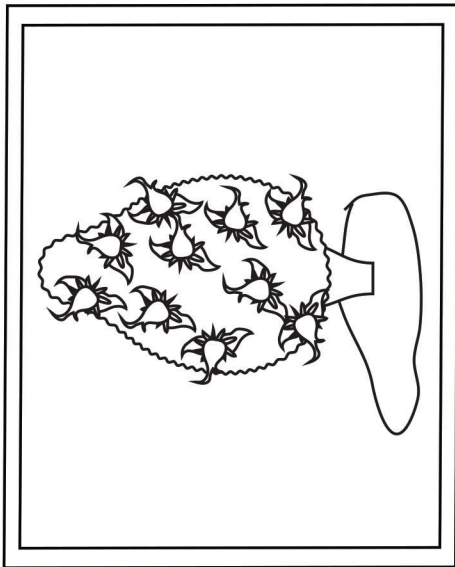
He was pierced, He was pierced,
He was pierced for our transgressions,
He was crushed, He was crushed,
He was crushed for our iniquities.

The punishment for our peace was upon Him, upon Him,
And by His wounds, we are healed, we are healed.


He was pierced, He was pierced,
He was pierced for our transgressions,
He was crushed, He was crushed,
He was crushed for our iniquities.
Isaiah Fifty-three, verse five.

Go to the Deep Down Detectives Parent Resources for Unit 3 to get the Bible story and many more resources and songs for this unit at praisefactory.org

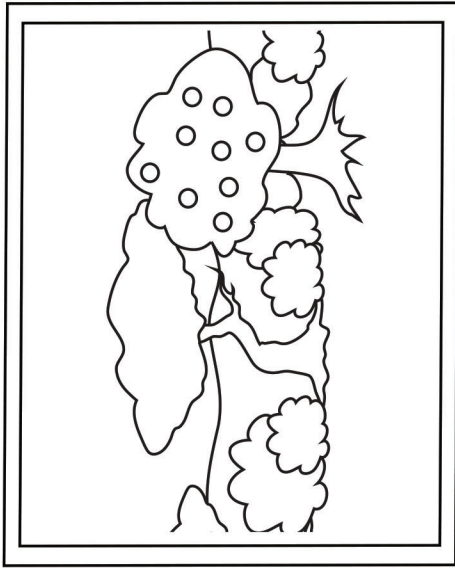
Which four of these clues belong in our story? Which two do not? Put an X in the boxes of the four that belong.



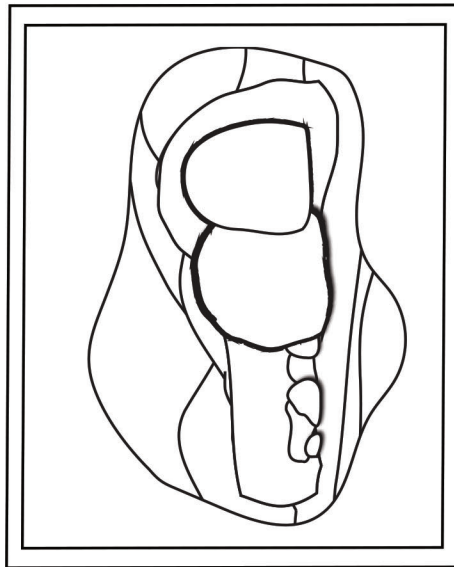
A Tree



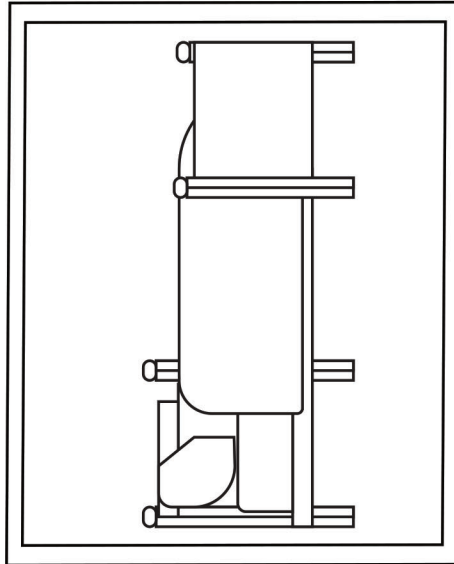
A Lamp




A Garden



A Cave-grave



A Bed



A Man Named Abraham

Answer: The tree; the garden; the cave-grave; and the man named Abraham belong. The lamp and the bed do not.

Deep Down Detective Devotion: Unit 3, Bible Truth 3, Lesson 3



Big Question 3 : What Is the Gospel?

Answer: It's Salvation through Faith in Jesus Christ... God sent Jesus to pay for the sins of God's people!

Bible Truth 3 Meaning

What a mess we have made in God's good world! God is our good Maker and King, yet we have all chosen to disobey Him. Because God is good, He hates sin and He is right to punish our sins. We certainly deserve it! The punishment for sins is death--being separated from God and all His goodness forever. How sad! But God is not only good; He is also very merciful. He treats us better than we deserve. That's why God, Himself, made a way for us to be forgiven our sins and to become His people. God sent His own, dear Son, Jesus, to live the perfect life of love and obedience that we should live, but never do. On the cross, Jesus offered His perfect life to God as the full payment for sins, for all who turn away from their sins and trust in Him as their Savior. Jesus suffered and died in our place. Then on the third day, Jesus rose up from the dead, showing that He had really beaten sin and death! Jesus can be our Savior, too, when we turn away from our sins and trust in Him as our Savior.

How do I know this is true? The Bible tells me so!

"But he was pierced for our transgressions, he was crushed for our iniquities; the punishment that brought us peace was upon him, and by his wounds we are healed. We all, like sheep, have gone astray, each of us has turned to his own way; and the LORD has laid on him the iniquity of us all." --- Isaiah 53:5-6

Some Questions for You

Our six case clues were: a tree; a lamp; a garden; a cave-grave; a bed; and, a man named Abraham.

1. Which four belong in our story?

The tree, the garden, the cave-grave, and Abraham.

2. Which one did the Savior use to prove He had won? What do we thank Him for beating?

The cave-grave. On the third day Jesus rose from the dead, showing that He had beat sin and death for all who turn away from their sins and trust in Him as their Savior.

3. What did Adam and Eve lose when they disobeyed God? *They lost the perfect world they lived in. And, they lost the wonderful life they had with God.*

4. What did God promise to send Adam and Eve one day? *A Savior to save them from their sins.*

5. What did God use Abraham's family to do? *To be the family through whom the Savior would come. He would bless the whole world through this Savior.*

6. Who did God send at just the right time? *The Savior, Jesus.*

7. What did Jesus do with His perfect life to save us? *He gave it up to God as the full payment for sins as He suffered and died on the cross.*

8. How can Jesus be our Savior? *When we turn away from our sins and trust in Jesus as our Savior.*

Let's Pray!

A God, we praise You for being the good Creator and King of the world.

C God, we confess rebelling against You and Your good ways. Too many times we choose to live life our own way instead of Yours. We need a Savior!

T Thank You for being our good Creator and King. Thank You for making everything in the world for Your good purposes. Thank You for being so merciful to us! Thank You for offering us salvation through Jesus, when we repent of our sins and trust Jesus as our Savior.

S God, work in our hearts. Help us to turn away from disobeying You. Help us to trust in Jesus as our Savior. Help us to obey Your good ways and bring You glory. In Jesus' name we pray. Amen.

Let's Praise God Right Now!

Big Q & A 3 Hymn: And Can It Be

from Deep Down Detectives NIV Songs 3, track 17

Refrain

Amazing love, how can it be?

That thou, my God, should die for me?

Amazing love, how can it be?

That thou, my God, should die for me?

Words: Charles Wesley Music: Thomas Campbell

Big Question 3 Praise Song: I Have Decided to Follow Jesus

from Deep Down Detectives NIV Songs 3, track 18

I have decided to follow Jesus,

I have decided to follow Jesus,

I have decided to follow Jesus,

No turning back, no turning back.

Deep Down Devotions: Unit 3, Bible Truth 3 Story Concepts**P.1****The Case of the Savior, from Start to Finish***Genesis, The Gospels*

Dear Parents,

Big Question #3 is: "What Is the Gospel?" Your child is learning that "It's Salvation through Faith in Jesus Christ...God sent Jesus to pay for the sins of God's people!"

Here's a copy of the Bible story they are learning along with the "Listening Assignment" for each lesson. These assignments provide a different teaching emphasis for each lesson, helping the children dig deeper into each Bible truth. They match up with your child's take home for each lesson. We hope that these resources help your family to dig down deeper into the truths of God's Word!" Happy digging!

•many more resources for this Big Question came be found online at www.praisefactory.org•

Listening Assignments

"Hey, Kids! Detective Dan, here. Listen carefully to the story and help me answer these questions:

Detective Dan's Lesson #1 Listening Assignment:**I need to know:**

1. Who was the Savior?
2. When did the promise of a Savior start? When did it finish?

Detective Dan's Lesson #2 Listening Assignment:**Our Bible Verse is Isaiah 53:5-6**

"But he was pierced for our transgressions, he was crushed for our iniquities; the punishment that brought us peace was upon him, and by his wounds we are healed. We all, like sheep, have gone astray, each of us has turned to his own way; and the LORD has laid on him the iniquity of us all."

I need to know:

Transgressions and iniquities are other words for sin.

1. Whose transgressions and iniquities deserved God's punishment in our story?
2. Who came to take God's punishment for them?

Detective Dan's Lesson #3 Listening Assignment:

I found six clues, but two of them are NOT in the story.

They are: a tree; a lamp; a garden; a cave-grave; a bed; and, a man named Abraham.

Hold each of them up for the children to see as you identify them.

I need to know:

1. Which four belong in the story and which two don't?
2. Which one did the Savior use to prove He had won? What do we thank Him for beating?

Read the assignment questions, THEN SAY,

"Ok, Deep Down Detectives! Put on your best listening ears and see if you can hear the answers to Detective Dan's questions. When I finish telling the story, we will see if we can answer all the questions."

Read the Bible Truth story, answer questions, present the gospel and lead in prayer.

Answers to questions; the gospel; and, ACTS prayer are included with the story text.

The Case of the Savior, from Start to Finish *Genesis, The Gospels*

Story with lines separating paragraphs (text in bold, optional interaction cues in italics)

Back in the very beginning, God created our world.

Heavens and earth.

Sky and seas,

Mountains and valleys,

Flowers and trees,

Birds and fish and animals, too,

And best of all, God made people,

Like me and you.

And it was all good. VERY good.

But why were PEOPLE the best of all that God created, back in the very beginning? It's because He created people with something that no other earth creature had: a living spirit that could know and love Him. We could have a special closeness to God that no one else could enjoy!

I'm sure it's very fine to be a fast horse galloping across a grassy field; or, a proud eagle soaring on the wind high up in the sky. I'm sure it would be marvelous to twist and spin like a dolphin in the ocean. And don't we all enjoy looking up at the beautiful stars at night or gazing at tall, snowy mountains in the distance? But NONE of this is ANYTHING as great as knowing God and being close to Him. That is the BEST thing anyone can ever enjoy. And that's why this spirit inside people makes us so very special, indeed!

God named the first man and woman, Adam and Eve. He gave them a beautiful garden home with everything they needed—perfect food to eat, perfect jobs to do, and perfect friendship to enjoy with each other.

But the best thing about life in the Garden, wasn't anything that Adam and Eve could put in their mouths, or do with their hands or even enjoy with each other. The best thing that Adam and Eve had in that Garden was something that they couldn't even see or touch. And it all had to do with that spirit God gave them.

Can you guess what that best thing was?

The best thing in that garden was the very, very special closeness Adam and Eve had with God. It was unlike anything, any of us has had since the world began.

What was that very special closeness like? I like to call it "Perfect Wonderfulness." It was "Perfect", because there was no sin in Adam and Eve's hearts that blocked it. And, it was "Wonderfulness," because it was far better than ANYTHING we can imagine. "Perfect Wonderfulness"-- knowing, loving, trusting and obeying God completely. And God sharing His love and showing Himself to them in a way deeper and better than any of us has ever known. Yes, life with God in the Garden was "Perfect Wonderfulness." And what made it even MORE wonderful was that it could go on this way forever and ever.

Doesn't the life Adam and Eve had with God sound amazing? Perfect Wonderfulness, lasting forever!

But the "Perfect Wonderfulness" did NOT last forever. Satan, God's enemy, came into the Garden. He tempted Adam and Eve to doubt God and His goodness. His plan worked. Right there, in the middle of that beautiful Garden of love, Adam and Eve stopped trusting God and chose to rebel against Him instead.

Story with lines separating paragraphs (text in bold, optional interaction cues in italics)

What would God do? Well, there was only one thing that He could do. You see, God is GOOD. He is HOLY. He hates sin. It is BAD. So, He did what He must do— He punished Adam and Eve for their disobeying.

Life in God's perfect world was broken. Now, there would be sin and sadness, sickness and death. Life in the Garden was broken, too. Adam and Eve lost their perfect food and perfect jobs and perfect friendship with each other. Worst of all, they lost their Perfect Wonderfulness, their very special closeness with God that would have gone on forever and ever.

Oh, what a lot Adam and Eve lost on that sad, sad day!

But there was something that Adam and Eve did NOT lose on that day.

Can you guess what it was?

They did NOT lose God's love.

God, in His great love and mercy was not finished with them or His world. He had always known what would happen. And He had always planned for it. He would NOT lose His people. He would SAVE them from their sins, and He, Himself, would do it.

So, on that very day, God gave Adam and Eve a promise. He would send a Savior to crush the enemy. He would win back the Perfect Wonderfulness for them. He would win back the Forever Life with Him that He had created them to enjoy.

Yes, He would win it all back, through the Savior He would send. We know His name, don't we?

Can you tell me the Savior's name?

The Savior would be Jesus, God's own Son.

Adam and Eve had a family. Their children had children, too. They were just like Adam and Eve. They had two eyes, two ears, two legs, and two arms. One head with one nose and one mouth. They even had that special heart made to know and love God. But sadly, their hearts were broken with sin, just like Adam and Eve's. They ALL chose to disobey God and they ALL deserved His punishment. How sad!

But there was good news, too. Though they all disobeyed God and their hearts were broken with sin, some remembered God's promise to crush their enemy. They trusted in God and looked forward in faith to the day when the Savior would come.

Can you tell me the Savior's name?

The Savior would be Jesus, God's own Son.

God's plan to send a Savior began to unfold. God chose Abraham and his family to be the ones to prepare the world for the Savior. He gave them a special land to live in and His laws to live by. He gave them His special promises, too. God told them that all people would be blessed through someone who would be born into their family one day. That someone would be the Savior.

Can you tell me the Savior's name?

The Savior would be Jesus, God's own Son.

Bible Story for Big Question 3, Bible Truth 3 use with all THREE lessons**P.4***Story with lines separating paragraphs (text in bold, optional interaction cues in italics)*

Many years passed. Abraham's family grew into thousands and thousands and thousands of people. A whole nation! Sometimes, they obeyed God, but many times they did not. They enjoyed God's great blessings when they obeyed. They felt His loving discipline when they did not.

When they kept refusing to obey, God's loving discipline became more painful. How God loved His people! He sent them far away from their home to work for their enemies. They were so sad. They missed the good home and the good life He had given them. At last, their hearts changed. They were sorry they had disobeyed God. They wanted to turn back to Him. God sent them good news: one day He would bring them back home. And one day, He would send a Savior.

Can you tell me the Savior's name?

The Savior would be Jesus, God's own Son.

God kept His promises. He brought Abraham's family back home. And then, at just the right time, God sent the Savior to be born in Bethlehem--Jesus, God's own Son.

Jesus grew up. He taught about God and did many amazing things. He lived a perfect life—the life that Adam and Eve and all of us were supposed to live, but never did. He showed that He was God's Son, the Savior.

But Jesus didn't just come to show us that He was the Savior. He came to BE the Savior. He would make the way for us to have special closeness with God again. He would pay for our sins so that through Him we could once more enjoy Perfect Wonderfulness with God forever.

But, oh, what a terrible way it must all happen!

Sin couldn't be paid for with money. Sin even couldn't be paid for by Jesus living a perfect life in our place. No, sin could only be paid for with by Jesus living a perfect life, and then Him GIVING IT UP for us. He had to take our punishment. He had to die the death that we deserved! That was the only way!

So that's what Jesus did. He suffered and died on the cross as the perfect sacrifice for our sins. He was our substitute. He was our payment!

How Jesus hurt that day as He suffered and died for us! How much God loved us that He would pay for our sins, Himself, through His Son Jesus!

As Jesus died on the cross, His last words were, "It is finished." But what was finished? What it just His life was finished? Or could it be something more?

What do you think Jesus finished?

Later that day, some men took Jesus' body to a cave-grave in a garden. That looked like the end. But was it? No, it was not! What people had lost in their beautiful Garden long ago, Jesus was about to prove that He had won back in this garden.

On Day One and Two, Jesus' body stayed in that cave-grave, but then on Day Three, Jesus rose up from the dead in victory. He was alive! Jesus had really beaten sin and death! That's what He had finished that day He suffered and died on the cross. All those sins paid for. The way back to Perfect Wonderfulness with God forever was made!

Now, all who turn away from their sins and trust in Jesus as their Savior can enjoy a bit of special closeness with God in their hearts now by God's Holy Spirit. And one day, when they die, they will go to enjoy full, Perfect Wonderfulness with God forever. Perfect Wonderfulness. Perfect Forever. All of that is ours, all because the Savior came, and that Savior was God's Son, Jesus. Thank You, Jesus!

Cracking the Case: (story wrap-up for Listening Assignments)

It's time to see how we did with our Listening Assignment.

Detective Dan's Lesson 1 Listening Assignment:

1. Who was the Savior? God's Son, Jesus.
2. When did the promise of a Savior start? When did it finish? It started back in the beginning when Adam and Eve disobeyed God. It finished when Jesus died on the cross for the sins of God's people and rose from the dead in victory.

For You and Me:

The promise of the Savior wasn't just for Adam and Eve or all those people who lived long ago. It is for us, too. It is for all who turn away from their sins and trust in Jesus as their Savior. He came to give us special closeness with God. He came so we could know the Perfect Wonderfulness of life with God. Thank You, Jesus!

**Detective Dan's Lesson 2 Listening Assignment:
Our Bible Verse is Isaiah 53:5-6**

"But he was pierced for our transgressions, he was crushed for our iniquities; the punishment that brought us peace was upon him, and by his wounds we are healed. We all, like sheep, have gone astray, each of us has turned to his own way; and the LORD has laid on him the iniquity of us all."

I need to find out:

Transgressions and iniquities are other words for sin.

1. Whose transgressions and iniquities deserved God's punishment in our story? All people.

2. Who came to take God's punishment for them?

Jesus, God's Son.

For You and Me:

The promise of the Savior wasn't just for Adam and Eve or all those people who lived long ago. It is for us, too. It is for all who turn away from their sins and trust in Jesus as their Savior. He came to give us special closeness with God. He came so we could know the Perfect Wonderfulness of life with God. He did this by paying for our sins, Himself! Thank You, Jesus!

Detective Dan's Lesson 3 Listening Assignment:

Our six clues were: a tree; a lamp; a garden; a cave-grave; a bed; and, a man named Abraham.

1. Which four belong in our story?

The tree, the garden, the cave-grave, and Abraham.

2. Which one did the Savior use to prove He had won? What do we thank Him for beating?

The cave-grave. On the third day Jesus rose from the dead, showing that He had beat sin and death for all who turn away from their sins and trust in Him as their Savior.

For You and Me:

The promise of the Savior wasn't just for Adam and Eve or all those people who lived long ago. It is for us, too. It is for all who turn away from their sins and trust in Jesus as their Savior. He beat sin and death for us. He came to give us special closeness with God. He came so we could know the Perfect Wonderfulness of life with God. Thank You, Jesus!

The Gospel (story wrap-up if NOT using Listening Assignments)**Our Bible Truth is:****What Is the Gospel?****It's Salvation through Faith in Jesus Christ!****God sent Jesus to pay for the sins of God's people!**

How merciful is God! How great is His love for sinners, like you and me! Though we have all chosen to disobey Him, He always planned to provide us with a Savior! And that Savior would be His own, dear Son! He chose to suffer and die on the cross and give up His perfect life as the full payment for sin that we needed. How can He be our Savior? By turning away from our sins and trusting in Him as our Savior. Ask Him to help you! He loves to answer this prayer!

Close in prayer.

Closing ACTS Prayer

- A** God, we praise You for being the good Creator and King of the world.
- C** God, we confess rebelling against You and Your good ways. Too many times we choose to live life our own way instead of Yours. We need a Savior!
- T** Thank You for being our good Creator and King. Thank You for making everything in the world for Your good purposes. Thank You for being so merciful to us! Thank You for offering us salvation through Jesus, when we repent of our sins and trust Jesus as our Savior.
- S** God, work in our hearts. Help us to turn away from disobeying You. Help us to trust in Jesus as our Savior. Help us to obey Your good ways and bring You glory.

In Jesus' name we pray. Amen.

Big Question 3, Bible Truth 3 Overview: Key Concepts

p.7

Unit 3: The Good News of God, the Gospel

Unit Big Question (and Answer): What Is the Gospel? It's Salvation through Faith in Jesus Christ!

Unit Bible Verse: "For God so loved the world that he gave his one and only Son, that whoever believes in him shall not perish but have eternal life." John 3:16

Bible Truth 3 Concept: Salvation through Faith in Jesus Christ...God Sent Jesus to Pay for the Sins of God's People!

What a mess we have made in God's good world! God is our good Maker and King, yet we have all chosen to disobey Him. Because God is good, He hates sin and He is right to punish our sins. We certainly deserve it! The punishment for sins is death--being separated from God and all His goodness forever. How sad!

But God is not only good; He is also very merciful. He treats us better than we deserve. That's why God, Himself, made a way for us to be forgiven our sins and to become His people. God sent His own, dear Son, Jesus, to live the perfect life of love and obedience that we should live, but never do. On the cross, Jesus offered His perfect life to God as the full payment for sins, for all who turn away from their sins and trust in Him as their Savior. Jesus suffered and died in our place. Then on the third day, Jesus rose up from the dead, showing that He had really beaten sin and death! Jesus can be our Savior, too, when we turn away from our sins and trust in Him as our Savior.

Bible Truth 3 Bible Verse: Isaiah 53:5-6

"But he was pierced for our transgressions, he was crushed for our iniquities; the punishment that brought us peace was upon him, and by his wounds we are healed. We all, like sheep, have gone astray, each of us has turned to his own way; and the LORD has laid on him the iniquity of us all."

Learn a Little: "The punishment that brought us peace was upon him."

Meaning

God is our good King and Creator and we should love and obey Him. But the sad news is that we all choose to disobey Him...and we all deserve His punishment.

Yes, we deserve His punishment, but God has loved us so much that He sent His Son, Jesus, to take the punishment that we deserve instead. Jesus lived a perfect life and chose to give it up to pay for our sins. On the cross, He suffered and died. He was pierced with nails in His hands and feet. He was pierced in His side with a sword. He took all of the punishment that we deserve from God for our sins so that we could be forgiven. Jesus made the way for us to have peace with God by suffering in our place.

Who did Jesus do this for? It is God's free gift to all who put their trust in Jesus as their Savior and choose to live for Him. This gift can be for you, too! Ask God to help you. He loves to answer this prayer!

Bible Truth 3 ACTS Prayer

- A** God, we praise You for being the good Creator and King of the world.
- C** against You and Your good ways. Too many times we choose to live life our own way instead of Yours. We need a Savior!
- T** Thank You for being our good Creator and King. Thank You for making everything in the world for Your good purposes. Thank You for being so merciful to us! Thank You for offering us salvation through Jesus, when we repent of our sins and trust Jesus as our Savior.
- S** God, work in our hearts. Help us to turn away from disobeying You. Help us to trust in Jesus as our Savior. Help us to obey Your good ways and bring You glory. In Jesus' name we pray. Amen.

Big Question 3, Bible Truth 3 Overview: Key Concepts

p.8

Bible Truth 3 Story

The Case of the Savior, from Start to Finish

Genesis; The Gospels

Songs Used in Bible Truth 3

Big Question 3 Bible Verse Song: For God So Loved the World John 3:16

Extra Big Question 3 Bible Verse Song: For God So Loved the World John 3:16 (version 2)

Extra Big Question 3 Bible Verse Song: For God So Loved the World John 3:16 (version 3)

Big Question 3 Hymn: And Can It Be, v.1 Refrain

Big Question 3 Praise Song: I Have Decided to Follow Jesus

Bible Truth 3 Bible Verse Song: He Was Pierced Isaiah 53:5

listen to or download songs for free at <https://praisefactory.org>: Deep Down Detectives Music page

Go and Tell Bible Truth Concept Craft


He Was Pierced for Our Transgressions

Craft Description

The children will create a cross scene that reminds us of Jesus' death for our sins.

Materials

Dinner sized paper plate with ridges on the edge, 1 per child.
8.5" x 11" piece of black construction paper per child
White copy paper
Crayons/chalk/water colors
glue and stapler



Preparations

1. Print out the pattern for the cross silhouette.
2. Print out the verse and make copies, one per child.
3. Fold cross silhouette pattern along line, then cut around the shape. Unfold.
4. Place the template on the black construction paper and cut out, creating cross silhouette. Cut out one per child.
5. Set out glue sticks and coloring supplies.

Introducing the Craft:

"Our Big Question is: "What Is the Gospel? We've learned that "It's Salvation through Faith in Jesus Christ...God sent to pay for the sins of God's people!" That's something very good to know. But many people don't know that. So do you know what God wants us to do? He wants us to go and tell others this very important news. So today we are going to make something we can show and tell them, too. Here's what it looks like... (Hold up example of craft)

Directions

1. Show children your finished craft, reading the words to them.
2. Have the children color in the paper plate in sky/sunset colors. Show them how you did yours to aid them.
3. Have the children glue their verse on the bottom of the silhouette portion. Staple the silhouette in place along the bottom of the plate.
4. Make sure to write each child's name on their craft.

Discussion

This is an especially good time to re-read the key concepts and discuss them. See Deep Down Discussion Sheet for possible questions to talk about.

Wrapping Up:

"Our Big Question is: "What Is the Gospel? We've learned that "It's Salvation through Faith in Jesus Christ...God sent to pay for the sins of God's people! Let's use our pictures to tell others what Jesus did for us when He died on the cross. Practice saying the verse as you hold up your pictures, if desired. Or, you can play the Bible verse song and sing along.

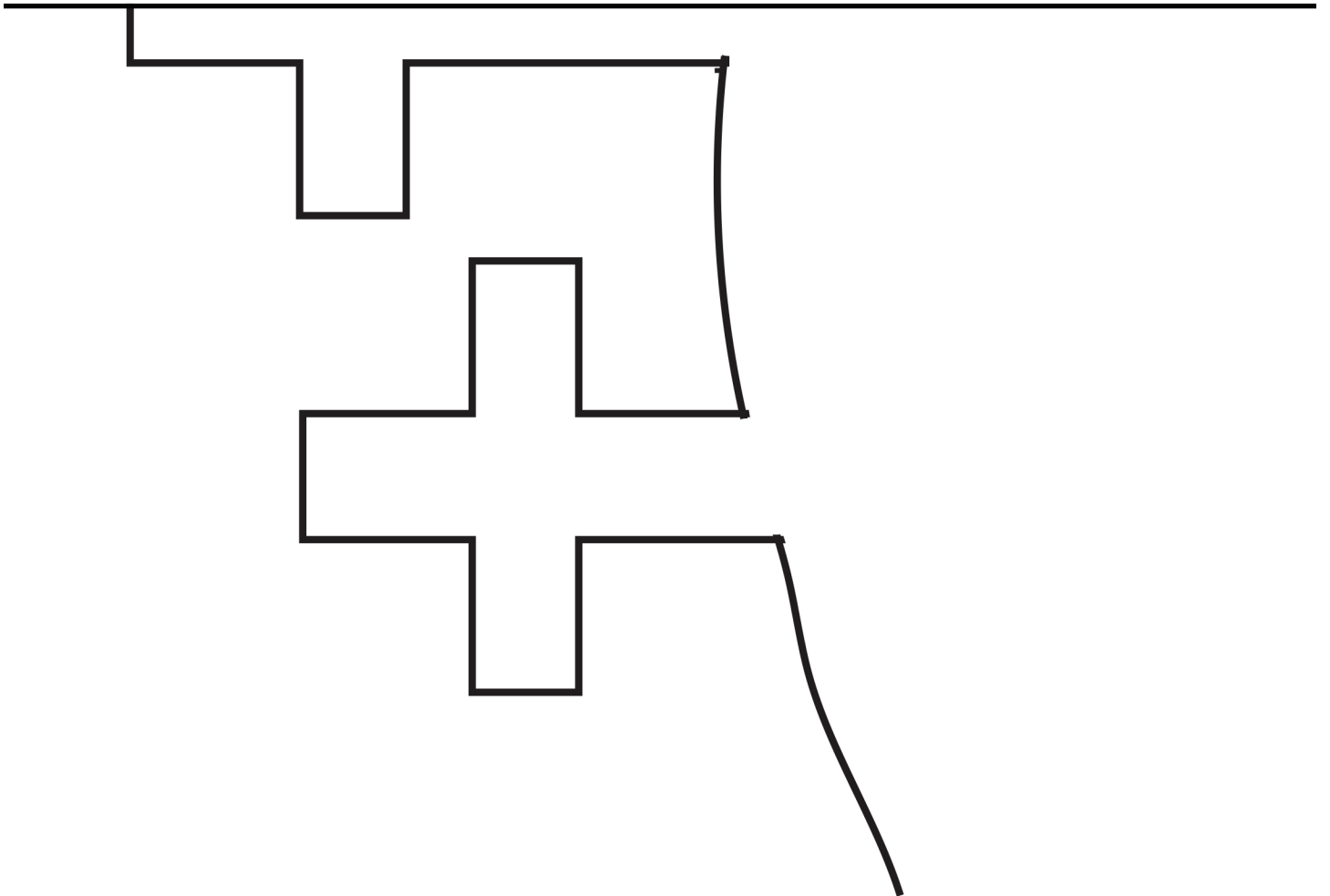
“But he was pierced for our transgressions, he was crushed for our iniquities; the punishment that brought us peace was upon him, and by his wounds we are healed. We all, like sheep, have gone astray, each of us has turned to his own way; and the LORD has laid on him the iniquity of us all.”
Isaiah 53:5-6



“But he was pierced for our transgressions, he was crushed for our iniquities; the punishment that brought us peace was upon him, and by his wounds we are healed. We all, like sheep, have gone astray, each of us has turned to his own way; and the LORD has laid on him the iniquity of us all.”
Isaiah 53:5-6

“But he was pierced for our transgressions, he was crushed for our iniquities; the punishment that brought us peace was upon him, and by his wounds we are healed. We all, like sheep, have gone astray, each of us has turned to his own way; and the LORD has laid on him the iniquity of us all.”
Isaiah 53:5-6

“But he was pierced for our transgressions, he was crushed for our iniquities; the punishment that brought us peace was upon him, and by his wounds we are healed. We all, like sheep, have gone astray, each of us has turned to his own way; and the LORD has laid on him the iniquity of us all.”
Isaiah 53:5-6

1. Fold along this line.
2. Cut around shapes to create the pattern for your cross silhouette.





What Is the Gospel? It's Salvation through Faith in Jesus Christ...God Sent Jesus to Pay for the Sins of God's People!

How merciful is God! How great is His love for sinners, like you and me! Though we have all chosen to disobey Him, He always planned to provide us with a Savior! And that Savior would be His own, dear Son! He chose to suffer and die on the cross and give up His perfect life as the full payment for sin that we needed. How can He be our Savior? By turning away from our sins and trusting in Him as our Savior. Ask Him to help you! He loves to answer this prayer!

The Case of the Savior, from First to Last Jigsaw Puzzle Page

Genesis, The Gospels


*Make copies of picture and cut out into an appropriate number of pieces for your children.
Or, you can print out color versions of this puzzle by downloading it from praisefactory.org.*

What Is the Gospel? It's Salvation through Faith in Jesus Christ...God Sent Jesus to Pay for the Sins of God's People!

How merciful is God! How great is His love for sinners, like you and me! Though we have all chosen to disobey Him, He always planned to provide us with a Savior! And that Savior would be His own, dear Son! He chose to suffer and die on the cross and give up His perfect life as the full payment for sin that we needed. How can He be our Savior? By turning away from our sins and trusting in Him as our Savior. Ask Him to help you! He loves to answer this prayer!



CAN YOU GUESS BIBLE TRUTH 4:
What's the Gospel?
It's Salvation through Faith
in Jesus Christ...



God saves all who

of their sins and trust in Jesus
as their Savior!

HINT: What's the Bible word for turning away from
disobeying God? It rhymes with "cement."

Deep Down Detective Devotion: Unit 3, Bible Truth 4, Lesson 1



Big Question 3 : What Is the Gospel?

Answer: It's Salvation through Faith in Jesus Christ...

God Saves All Who Repent of Their Sins and Trust in Jesus as Their Savior!

Bible Truth 4 Meaning

God is our good Creator and King. He made us to know Him, love Him and obey His good laws. But sadly, we all have chosen to disobey God and His good laws. We deserve His punishment for our sins. We have all turned away from Him. But God has made a way for us to be forgiven our sins and to become His people. In His great love and mercy, God sent His Son, Jesus, to be our Savior. Jesus lived a perfect life. He never disobeyed God. He offered up His life as the full payment for sin when He suffered and died on the cross. On the third day, He rose from the dead. Jesus had done it! He had beaten sin and death for God's people!

How can we become one of God's people? Who can receive God's gift of forgiveness? All who repent of their sins and trust in Jesus as their Savior. Repent means to stop living a life full of disobeying God and to start living to please God, instead. God can help us repent and believe. Ask Him! How wonderful it is to be one of God's people! To have special closeness with God by His Holy Spirit living in your heart now. And one day, to go live with God forever. That will be best of all!

How do I know this is true? The Bible tells me so!

"The time has come," he said. "The kingdom of God is near. Repent and believe the good news!" --- Mark 1:15

Some Questions for You

1. Who is our good Creator and King? *Why do we deserve His punishment? God is our good Creator and King. We deserve His punishment because we have all chosen to disobey Him.*
2. What did God do so that we could be forgiven our sins, instead of punished for them? *He sent His Son, Jesus to be our Savior. Jesus suffered and died on the cross for our sins in our place.*
3. How can Jesus be our Savior? What do we need to do? *We need to repent of our sins and trust in Him as our Savior.*
4. What does it mean to repent of our sins? *To stop living a life of disobeying God and to start living to please God, instead.*
5. Who can help us repent and believe? *God can! Ask Him!*

Let's Pray!

- A** God, we praise You for being so full of love and mercy! You call us to repent and believe in Jesus that we might be saved.
- C** We confess that we often disobey You and Your good ways. We choose to live life our own way, not Yours. We need a Savior!
- T** Thank You, God, for offering us salvation through Jesus, when we repent of our sins and trust in Jesus as our Savior.
- S** God, work in our hearts. Help us to trust in Jesus as our Savior. Help us to joyfully obey You. You know what is best for us and what brings You glory. In Jesus' name we pray. Amen.

Let's Sing about What We're Learning!

Big Q & A 3 Song from Deep Down Detectives NIV Songs 3, track 12

(sung to the tune of "Oh, My Darlin' Clementine")

What's the gospel?
 What's the gospel?
 Can you tell me what it is?
 It's salvation through faith in Jesus,
 That's what the gospel is. (repeat)

Big Question 3 Action Rhyme Song from Deep Down Detectives NIV Songs 3, track 13

Refrain:

What is the gospel? G-O-S-P-E-L?	"G" is for God, our good King and Creator, O, we should obey Him, but instead we're disobeyers, So S, we need a Savior to save us from our sins, That Savior is Jesus, who "P" took the punishment.	Yes, Jesus died upon the cross, the perfect sacrifice, Then on Day Three, He rose again To prove He'd won the fight, And now "E" everyone who repents and believes in Him, He gives "E-L" eternal life: forever life with Him. <i>Refrain</i>
What is the gospel? Can anybody tell me? What is the gospel? Yes, I know what it is! Salvation through faith in Christ, That's what the gospel is.		

**“The time has come,” he said. “The kingdom of God is near.
Repent and believe the good news!” --- Mark 1:15**



Deep Down Detective Devotion: Unit 3, Bible Truth 4, Lesson 2



Big Question 3 : What Is the Gospel?

Answer: It's Salvation through Faith in Jesus Christ...

God Saves All Who Repent of Their Sins and Trust in Jesus as Their Savior!

How do I know this is true? The Bible tells me so!

"The time has come," he said. "The kingdom of God is near. Repent and believe the good news!" --- Mark 1:15

Learn a Little: "Repent and believe the good news!"

Meaning

For years and years, God had promised to send a Savior to save us from our sins. For years and years, people waited and watched...and they watched and waited. At last, Jesus came! He taught the people about God and did amazing things. He showed them that He was God's Son, the Savior God had promised.

But what did people have to do, if they were to be forgiven by God for their sins? Jesus told them: "Repent and believe in the gospel--the good news that Jesus was God's Son, the Savior, sent to save them. We can be forgiven, too, when we repent (that is, turning away disobeying God and turning to live for God, instead) and believe that Jesus is God's Son, the Savior. God loves to help us do this. Ask Him!

Some Questions for You

1. What is God's kingdom? *God's people, living with God, as He wants them to live.*
2. What is the gospel? *It's the good news about the Savior, Jesus.*
3. Who did God promise to send at just the right time? *The Savior, Jesus.*
4. What did Jesus do when He came? *He told people about God and did amazing things. He showed them that He was the Savior. He suffered and died for our sins. He rose to life in victory.*
5. What did Jesus tell people to do, if they wanted to become God's people? *Repent of their sins and believe that He is the Savior.*
6. How does "repent" mean? *To turn away from disobeying God and live to please Him, instead.*
7. Who can help us repent and believe? *We can ask God to help us to turn away from our sins and trust in Jesus as our Savior. He loves to answer these prayers!*

Let's Pray!

- A** God, we praise You for being so full of love and mercy! You call us to repent and believe in Jesus that we might be saved.
- C** We confess that we often disobey You and Your good ways. We choose to live life our own way, not Yours. We need a Savior!
- T** Thank You, God, for offering us salvation through Jesus, when we repent of our sins and trust in Jesus as our Savior.
- S** God, work in our hearts. Help us to trust in Jesus as our Savior. Help us to joyfully obey You. You know what is best for us and what brings You glory. In Jesus' name we pray. Amen.

Let's Sing Our Bible Verse!


The Time Has Come *from Deep Down Detectives NIV Songs 3, track 22*

"The time has come," he said,
"The kingdom of God is near.
Repent and believe the good news."

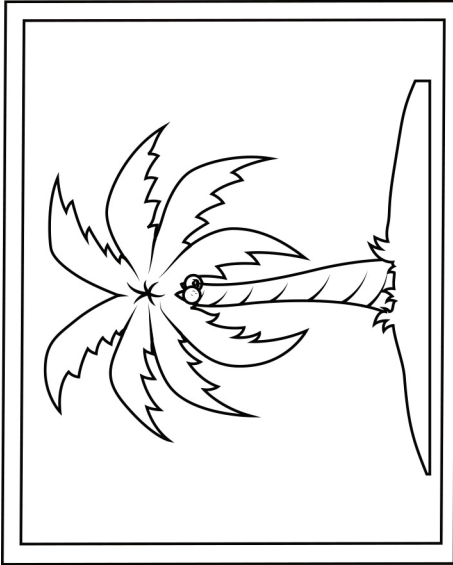
"The time has come," he said,
"The kingdom of God is near.
Repent and believe the good news."
Mark One, fifteen.

Go to the Deep Down Detectives Parent Resources for Unit 3 to get the Bible story and many more resources and songs for this unit at praisefactory.org


Which four of these clues belong in our story? Which two do not? Put an X in the boxes of the four that belong.



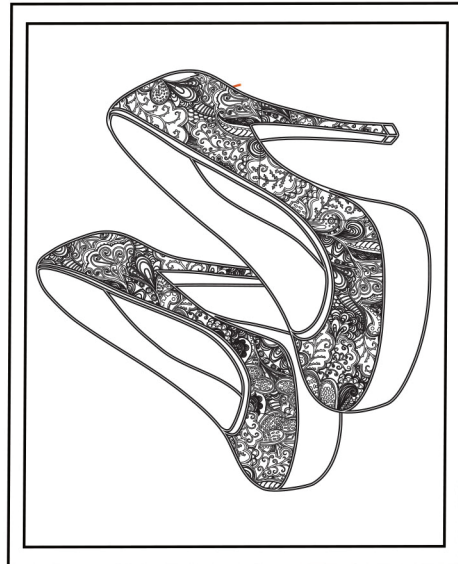
A Liar




A Palm Tree




A Pizza



A Pair of Shoes



A Man Named Titus



A Lazy, Over-eater

Answer: The liar; the palm tree; Titus; and, the lazy, over-eater belong in the story. The pizza and shoes do not.

Deep Down Detective Devotion: Unit 3, Bible Truth 4, Lesson 3



Big Question 3 : What Is the Gospel?

Answer: It's Salvation through Faith in Jesus Christ...

God Saves All Who Repent of Their Sins and Trust in Jesus as Their Savior!

Bible Truth 4 Meaning

God is our good Creator and King. He made us to know Him, love Him and obey His good laws. But sadly, we all have chosen to disobey God and His good laws. We deserve His punishment for our sins. We have all turned away from Him. But God has made a way for us to be forgiven our sins and to become His people. In His great love and mercy, God sent His Son, Jesus, to be our Savior. Jesus lived a perfect life. He never disobeyed God. He offered up His life as the full payment for sin when He suffered and died on the cross. On the third day, He rose from the dead. Jesus had done it! He had beaten sin and death for God's people!

How can we become one of God's people? Who can receive God's gift of forgiveness? All who repent of their sins and trust in Jesus as their Savior. Repent means to stop living a life full of disobeying God and to start living to please God, instead. God can help us repent and believe. Ask Him! How wonderful it is to be one of God's people! To have special closeness with God by His Holy Spirit living in your heart now. And one day, to go live with God forever. That will be best of all!

How do I know this is true? The Bible tells me so!

"The time has come," he said. "The kingdom of God is near. Repent and believe the good news!" --- Mark 1:15

Some Questions for You

Our six case clues were: a liar; a palm tree; a pizza; a pair of shoes; a man named Titus; and, a lazy, over-eater.

1. Which four belong in our story? *The liar; the palm tree; Titus; and, the lazy, over-eater.*
2. What made Crete so cruddy? *The people were sinners who chose to live their own way instead of God's good way. They were especially known for being liars, cheats, and lazy over-eaters.*
3. What did Paul and Titus come to tell them? *The good news of Jesus that they might be saved.*
4. What two things did Paul tell them they needed to do, if they were to be saved? *Repent of their sins and believe in Jesus as their Savior.*
5. How does "repent" mean? *To turn away from disobeying God and live to please Him, instead.*
6. Why would it be hard for the people of Crete to repent of their sins? *They would have to stop living the way they had been living and start living a completely different way.*
7. Who helped the people of Crete repent and believe? *God did. His Holy Spirit worked in their hearts as they listened to Paul preach.*
8. Who stay to help the new believers in Crete? *Titus did.*
9. How did Paul encourage the new believers when he heard they were struggling? He wrote them a letter and urged them to keep on believing in God and keep on repenting. He told them God would help them.

Let's Pray!

- A** God, we praise You for being so full of love and mercy! You call us to repent and believe in Jesus that we might be saved.
- C** We confess that we often disobey You and Your good ways. We choose to live life our own way, not Yours. We need a Savior!
- T** Thank You, God, for offering us salvation through Jesus, when we repent of our sins and trust in Jesus as our Savior.
- S** God, work in our hearts. Help us to trust in Jesus as our Savior. Help us to joyfully obey You. You know what is best for us and what brings You glory. In Jesus' name we pray. Amen.

Let's Praise God Right Now!

Big Q & A 3 Hymn: And Can It Be

from *Deep Down Detectives NIV Songs 3, track 17*

Refrain

Amazing love, how can it be?
That thou, my God, should die for me?
Amazing love, how can it be?
That thou, my God, should die for me?

Words: Charles Wesley Music: Thomas Campbell

Big Question 3 Praise Song: I Have Decided to Follow Jesus

from *Deep Down Detectives NIV Songs 3, track 18*

I have decided to follow Jesus,
I have decided to follow Jesus,
I have decided to follow Jesus,
No turning back, no turning back.

Go to the *Deep Down Detectives Parent Resources for Unit 3* to get the Bible story and many more resources and songs for this unit at praisefactory.org

**The Case of the Changes in Cruddy Crete***Titus*

Dear Parents,

Big Question #3 is: "What Is the Gospel?" Your child is learning that "It's Salvation through Faith in Jesus Christ.... God Saves All Who Repent of Their Sins and Trust in Jesus as Their Savior!"

Here's a copy of the Bible story they are learning along with the "Listening Assignment" for each lesson. These assignments provide a different teaching emphasis for each lesson, helping the children dig deeper into each Bible truth. They match up with your child's take home for each lesson. We hope that these resources help your family to dig down deeper into the truths of God's Word!" Happy digging!

•many more resources for this Big Question came be found online at www.praisefactory.org•

Listening Assignments

"Hey, Kids! Detective Dan, here. Listen carefully to the story and help me answer these questions:

Detective Dan's Lesson #1 Listening Assignment:

I need to find out:

Cruddy is a word that means something is no good.

- 1. What was Crete and what was so cruddy about it?**
- 2. Who changed in Crete? How did they change?**

Detective Dan's Lesson #2 Listening Assignment:**Our Bible Verse is Mark 1:15:**

"The time has come," he said. "The kingdom of God is near. Repent and believe the good news!"

I need to find out:

- 1. Who went to Crete to tell the people to repent and believe?**
- 2. What was the gospel that he wanted them to repent and believe in?**

Detective Dan's Lesson #3 Listening Assignment:

I found six clues, but only 4 of them are in the story.

They are: A liar; a palm tree; a pizza; a pair of shoes; a man named Titus; and, a lazy, over-eater.

Hold each of them up for the children to see as you identify them.

I need to figure out:

- 1. Which four belong in our story?**
- 2. Who repented of their sins and asked God for forgiveness? Who helped them do this?**

Answers found at end of the story.

The Case of the Changes in Cruddy Crete *Titus**Story with lines separating paragraphs (text in bold, optional interaction cues in italics)***This story is an island story. Do you know what an island is?***What can you tell me about an island?***It's a little piece of land stuck out in the middle of a big piece of water, such as a sea or an ocean. The island in this story was very famous for something. Let's think what it might be.****Some islands are famous for their tall, volcano mountains that spray out smoke and hot lava. THIS island had tall, volcano mountains with smoke and lava... but that's not what it was famous for.****Some islands are famous for their beautiful, sandy beaches with palm trees blowing in the breeze and colorful fish swimming in the clear, blue water. THIS island had beautiful beaches with swaying palm trees. It had colorful fish swimming in the clear water... but that's not what it was famous for.****Some islands are even famous for their tasty, island food and their good, island people. Ah...and NOW we're getting very close to what THIS island was famous for. Because, while this island DID have tasty, island food that was yummy in your tummy, it was famous for NOT having that other thing I just told you about. Can you remember what it was?***Can you remember?***It was good, island people! Yes, THIS island was famous for its BAD, island people. And that's why, though the name of this island was really just "Crete," most people thought of it more like "Cruddy Crete." (Cruddy is a word that means something is no good.) This island was filled with many bad people doing many bad things. There were liars and cheaters, and lazy, over-eaters, just to name a few. And that's why "Cruddy Crete" was really a very good nickname for the island of Crete.****Many people stayed away from Cruddy Crete. After all, why would anyone want to go to a place like this with all these bad people doing all these bad things? Surely there were other islands with beaches and fish and volcanoes and tasty food that had GOOD island people. So why go to one with such BAD people on it?***Does this sound like an island you would like to visit?***Cruddy Crete certainly doesn't sound like any place I would like to visit; but, our story is about two men—Paul and Titus-- who very much wanted to go there. And as crazy as it sounds, they wanted to go there for the very reason that you and I might NOT want to: all those bad people! There was something very important that Paul and Titus wanted to tell them.****Can you guess what it was that Paul and Titus wanted to tell them?***What do you think they wanted to tell them?***Paul and Titus wanted to tell the people of Cruddy Crete the gospel—the good news that Jesus, the Savior had come and could save them--even them--from their sins.**

Story with lines separating paragraphs (text in bold, optional interaction cues in italics)

You see, sinners—people who disobey God and His good ways—were exactly the kind of people Jesus had come to save. And Jesus was such a great Savior that there were no people too cruddy and no hearts too full of sin that Jesus could not save them. Jesus could save even the WORST of sinners—even people as bad as those on Cruddy Crete.

Perhaps that’s why Paul wanted to go to Crete so very much. Paul had once been a bad sinner like them. He had been a hater of Jesus. He had done many bad things to hurt Jesus’ followers. He had even wanted them dead! Paul deserved God’s punishment for all the bad things he had done; but, God chose to forgive Paul’s sins through Jesus, instead. Paul trusted in Jesus as his Savior and repented of his sins. God saved Paul and changed him. Paul was so grateful to God for forgiving his sins! And if there was one thing Paul loved to tell others, it was how God could save and change them, too.

So, off Paul went with his young friend, Titus. They headed by boat to Cruddy Crete to tell the people the good news of the gospel. Paul and Titus sailed over the wavy seas for many days. At last, they were so far out to sea that there was nothing to see but water. Where was Crete? Were they lost? Then, “Land, ho!” Someone spotted an island in the distance. It was Crete—Cruddy Crete—at last!

When Paul and Titus got to Crete, they saw the volcano mountains, and the sandy beaches, and the colorful fishes swimming in the clear waters. They saw the swaying palm trees and tasted the good, island food. Then they met the island people; and yep, those people were cruddy, all right! Liars and cheaters and lazy, over-eaters, just to name a few. Oh, how these people needed to know about the Savior, Jesus!

Paul and Titus went right to work. From town to town they walked, sharing the good news of Jesus everywhere they went—with the liars and the cheaters and the lazy, over-eaters and everyone else who would listen. And this is the good news of the gospel they shared:

God is the good King and Creator of the world. He made us and gave us His good laws to live by. But we have all chosen to disobey God and we deserve His punishment! We need a Savior to save us from our sins. God, Himself, provided that Savior-- His very, own Son, Jesus. Jesus came to earth. He lived a perfect life, then on the cross He suffered and died as the perfect sacrifice for the sins of God’s people. Jesus rose up from the dead on the third day in victory. Now all who turn away from their sins and trust in Jesus as their Savior will be saved! They will be God’s special people and live with Him forever. “Come, repent; come, believe in Jesus! Come, be saved from your sins!” Paul urged the people of Cruddy Crete.

What would happen? Would they believe? Would they repent?

What do you think happened?

God worked in the hearts of the liars, and the cheaters, and the lazy over-eaters as they listened to Paul preach. They could see that they were sinners. They could see that they needed a Savior. They wanted God’s forgiveness through Jesus.

But what ELSE had Paul told these people they needed to do to be saved? It wasn’t only BELIEVE. There was something else they needed to do. Can you remember what it was?

Can you tell me what it was?

They needed to REPENT and believe. Uh oh! Now THAT might be trouble for the people of Cruddy Crete. That meant it wasn’t enough for those cruddy people of Crete to just BELIEVE that Jesus was the Savior. That meant it wasn’t enough for them just to TRUST in Him as their Savior. It might be easy to just believe and trust.

Story with lines separating paragraphs (text in bold, optional interaction cues in italics)

They needed to **REPENT** of their sins, too. They needed to **change the way they were living**, too. It didn't mean they would be perfect and never sin again. Only Jesus could live a perfect life. But, it **DID** mean that they turned away from lying and cheating and lazy, over-eating as their way of life. They would choose to live for God, instead.

WOULD the people of Cruddy Crete do this? **COULD** they do this? They had been such bad people, living their own way for so long!

What do you think? Could they turn away from their sins?

Yes, they **COULD**; and yes, they **WOULD**! How? God, Himself, would help them live for Him! He was working in their hearts. He was helping them not only trust in Jesus as their Savior, but also to repent of their sins. This is the power of the gospel! He would help those liars turn from their lying, and those cheaters to turn from their cheating, and those lazy over-eaters to turn away from their lazy over-eating! Yes! He would help them **ALL** to turn away from living their bad lives...and He would keep on helping them trust in Jesus and live for Him the **REST** of their lives. God would always be their helper!

So right then and there, many people in Cruddy Crete repented of their sins and trusted in Jesus as their Savior. And before long, there were little groups of believers in every town on the island. How happy that made Paul and Titus!

Paul soon set sail for other lands. There were so many more people he wanted to share the good news of Jesus with!

But Titus stayed right there in Crete, caring for these new believers as their pastor. Titus loved them and prayed for them and taught them the Bible. What a lot of help these people needed! After all, this was Cruddy Crete, where wicked ways were right at home. All around them were people who **STILL** were liars and cheaters and lazy, over-eaters! And that cruddy, ole sin was so tempting! It kept wanting to creep right back into their lives and it made it very hard for those new believers to keep on loving God and living for Him. Oh, how they wanted to love God and live for Him; but oh, how they struggled!

Far away in Corinth, Paul heard about their struggles. He wrote a letter to encourage them. Zenas and Apollos sailed over the wavy seas to Crete and gave it to Titus. This is what Titus read:

Dear Titus,

I know things are hard in Cruddy Crete. Remind the new believers that the gospel they heard us preach was to repent **AND** believe. That means God's people need to keep on turning away from their sins **AND** keep on believing in Jesus every day. This can be very hard, especially on Cruddy Crete—where wicked ways are right at home. Urge the new believers to keep on turning away from their sins. Urge them to use their lives to do good to each other, to love God, and to hold onto God's Word, the Bible. Remind them that they don't have to do this on their own. The God who helped them repent and believe in Him at the beginning, promises to always be with them. He will help them keep on believing in and living for Him every day.

Say hello to everyone for me. And may God help you live for Him!

Paul

What happened on Cruddy Crete after Titus read Paul's letter and shared it with the believers? Did the new believers keep on repenting of their sins as well as believing in Jesus? The Bible doesn't tell us. It would have been hard to do on Cruddy Crete, but not impossible. Why? Because God doesn't just help people repent and believe in Jesus at the beginning. He promises to keep helping them to believe in Him and live for Him their whole lives—even in a place like Cruddy Crete, where wicked ways were right at home.

Cracking the Case: (story wrap-up for Listening Assignments)

It's time to see how we did with our Listening Assignment.

Detective Dan's Lesson 1 Listening Assignment:

Cruddy is a word that means something is no good.

1. What was Crete and what was so cruddy about it? Crete was an island. It was filled with people who rebelled against God and His good ways. They are what made the island so cruddy.

2. Who changed in Crete? How did they change?

Many people changed in Crete when they heard the good news of Jesus. God's Holy Spirit worked in their hearts and helped them to repent of their sins and trust in Jesus as their Savior.

For You and Me:

Maybe we don't live in Cruddy Crete, but we need Jesus to be our Savior, just as much as they did. God can help us repent of our sins and trust in Jesus as our Savior, just like He helped them! Ask Him to help you!

Detective Dan's Lesson 2 Listening Assignment:**Our Bible Verse is: Mark 1:15**

"The time has come," he said. "The kingdom of God is near. Repent and believe the good news!"

1. Who went to Crete to tell the people to repent and believe? Paul with his young friend, Titus.

2. What was the gospel that he wanted them to repent and believe in?

The good news that we can be forgiven our sins and become God's people through Jesus. Paul wanted the people of Crete to repent of their sins and trust in Jesus as their Savior. He wanted them to become God's people, too.

For You and Me:

The gospel Paul shared with the people of Crete is for us, too. God offers to forgive our sins and make us His people when we repent of our sins and trust in Jesus as our Savior. Ask Him to help you! He loves to do this!

Detective Dan's Lesson 3 Listening Assignment:

Our six clues were: a liar; a palm tree; a pizza; a pair of shoes; a man named Titus; and, a lazy, over-eater.

1. Which four belong in our story?

The liar; the palm tree; Titus; and, the lazy, over-eater.

2. Who repented of their sins and asked God for forgiveness? Who helped them do this?

Many people in Crete. Paul helped them do this, by telling the gospel and preaching God's Word. God's Holy Spirit helped them do this by working in their hearts as they listened to Paul.

For You and Me:

Just like the people in Crete, we have heard the good news of Jesus. Just like them, God calls us to repent of our sins and trust in Jesus as our Savior. God helped the people of Crete repent and believe. He can help us, too. Ask Him to help you!

The Gospel (story wrap-up if NOT using Listening Assignments)**Our Bible Truth is:****What is the Gospel?**

It's Salvation through Faith in Jesus Christ...

God Saves All Who Repent of Their Sins and Trust in Jesus as Their Savior!

Like the people in Cruddy Crete, we have all chosen to disobey God and live our own way. We, too, deserve God's punishment for rebelling against Him. What good news is it to hear that God sent Jesus to be our Savior, too. Jesus died on the cross as the perfect payment for sins. On the third day, He rose from the dead, proving He had really beaten sin and death for us!

How can Jesus be our Savior? When we turn away from our sins and trust in Him as our Savior. God delighted to help many people in Crete do this. He can help you, too. Ask Him!

Close in prayer.

Closing ACTS Prayer

- A** God, we praise You for being so full of love and mercy! You call us to repent and believe in Jesus that we might be saved.

- C** We confess that we often disobey You and Your good ways. We choose to live life our own way, not Yours. We need a Savior!

- T** Thank You, God, for offering us salvation through Jesus, when we repent of our sins and trust in Jesus as our Savior.

- S** God, work in our hearts. Help us to trust in Jesus as our Savior. Help us to joyfully obey You. You know what is best for us and what brings You glory. In Jesus' name we pray. Amen.

Big Question 3, Bible Truth 4 Overview: Key Concepts**P.7****Unit 3: The Good News of God, the Gospel**

Unit Big Question (and Answer): What Is the Gospel? It's Salvation through Faith in Jesus Christ!

Unit Bible Verse: "For God so loved the world that he gave his one and only Son, that whoever believes in him shall not perish but have eternal life." John 3:16

Bible Truth 4 Concept: Salvation through Faith in Jesus Christ...God Saves All Who Repent of Their Sins and Trust in Jesus as Their Savior!

God is our good Creator and King. He made us to know Him, love Him and obey His good laws. But sadly, we all have chosen to disobey God and His good laws. We deserve His punishment for our sins. We have all turned away from Him.

But God has made a way for us to be forgiven our sins and to become His people. In His great love and mercy, God sent His Son, Jesus, to be our Savior. Jesus lived a perfect life. He never disobeyed God. He offered up His life as the full payment for sin when He suffered and died on the cross. On the third day, He rose from the dead. Jesus had done it! He had beaten sin and death for God's people!

How can we become one of God's people? Who can receive God's gift of forgiveness? All who repent of their sins and trust in Jesus as their Savior. Repent means to stop living a life full of disobeying God and to start living to please God, instead. God can help us repent and believe. Ask Him!

How wonderful it is to be one of God's people! To have special closeness with God by His Holy Spirit living in your heart now. And one day, to go live with God forever. That will be best of all!

Bible Truth 4 Bible Verse: Mark 1:15

"The time has come," he said. "The kingdom of God is near. Repent and believe the good news!"

Learn a Little: "Repent and believe the good news!"

Meaning

For years and years, God had promised to send a Savior to save us from our sins. For years and years, people waited and watched...and they watched and waited. At last, Jesus came! He taught the people about God and did amazing things. He showed them that He was God's Son, the Savior God had promised.

But what did people have to do, if they were to be forgiven by God for their sins? Jesus told them: "Repent and believe in the gospel--the good news that Jesus was God's Son, the Savior, sent to save them. We can be forgiven, too, when we repent (that is, turning away disobeying God and turning to live for God, instead) and believe that Jesus is God's Son, the Savior. God loves to help us do this. Ask Him!"

Bible Truth 4 ACTS Prayer

- A** God, we praise You for being so full of love and mercy! You call us to repent and believe in Jesus that we might be saved.
- C** We confess that we often disobey You and Your good ways. We choose to live life our own way, not Yours. We need a Savior!
- T** Thank You, God, for offering us salvation through Jesus, when we repent of our sins and trust in Jesus as our Savior.
- S** God, work in our hearts. Help us to trust in Jesus as our Savior. Help us to joyfully obey You. You know what is best for us and what brings You glory. In Jesus' name we pray. Amen.

Big Question 3, Bible Truth 4 Overview: Key Concepts

p.8

Bible Truth 4 Story

The Case of the Changes in Cruddy Crete

Titus

Songs Used in Bible Truth 4

Big Question 3 Bible Verse Song: For God So Loved the World John 3:16

Extra Big Question 3 Bible Verse Song: For God So Loved the World John 3:16 (version 2)

Extra Big Question 3 Bible Verse Song: For God So Loved the World John 3:16 (version 3)

Big Question 3 Hymn: And Can It Be, v.1 Refrain

Big Question 3 Praise Song: I Have Decided to Follow Jesus

Bible Truth 4 Bible Verse Song: The Time Has Come Mark 1:15

Extra Bible Truth 4 Bible Verse Song: Help Us, O God, Our Savior Psalm 79:9

listen to or download songs for free at <https://praisefactory.org>: Deep Down Detectives Music page

Go and Tell Bible Truth Concept Craft

Repent Means Living for God

Craft Description

The children will create a card that looks like prayer hands on the outside and opens up to show hands holding up a stop sign. on the inside. They will learn that repenting means to ask God for forgiveness for our sins and turning away from our sin to live for God.

Materials

Cardstock/Paper

Crayons/Markers

Optional: Glitter glue or other fun decorating supplies

Preparations

1. Make copies of the card (two-sided) onto cardstock.
2. Set out crayons/markers, paper.
3. Make a sample copy of the craft.

Introducing the Craft:

“Our Big Question is: ‘What Is the Gospel?’ We’ve learned that ‘It’s Salvation through Faith in Jesus Christ... God saves all who repent of their sins and trust in Jesus as their Savior!’ That’s something very good to know. But many people don’t know it! So do you know what God wants us to do? He wants us to go and tell others this very important news. Today we are going to make something we can show and tell them, too. Here’s what it looks like...”
(Hold up example of craft)

Directions

1. Show children your finished craft, reading the words to them.
2. Have children color in the pictures of the hands and the stop sign.
3. If desired, you can provide glitter glue or other decorating supplies to add rings, finger nail polish, etc to the hands on the outside of the card.
4. Fold card along middle.
5. Make sure to write each child’s name on their craft.

Discussion

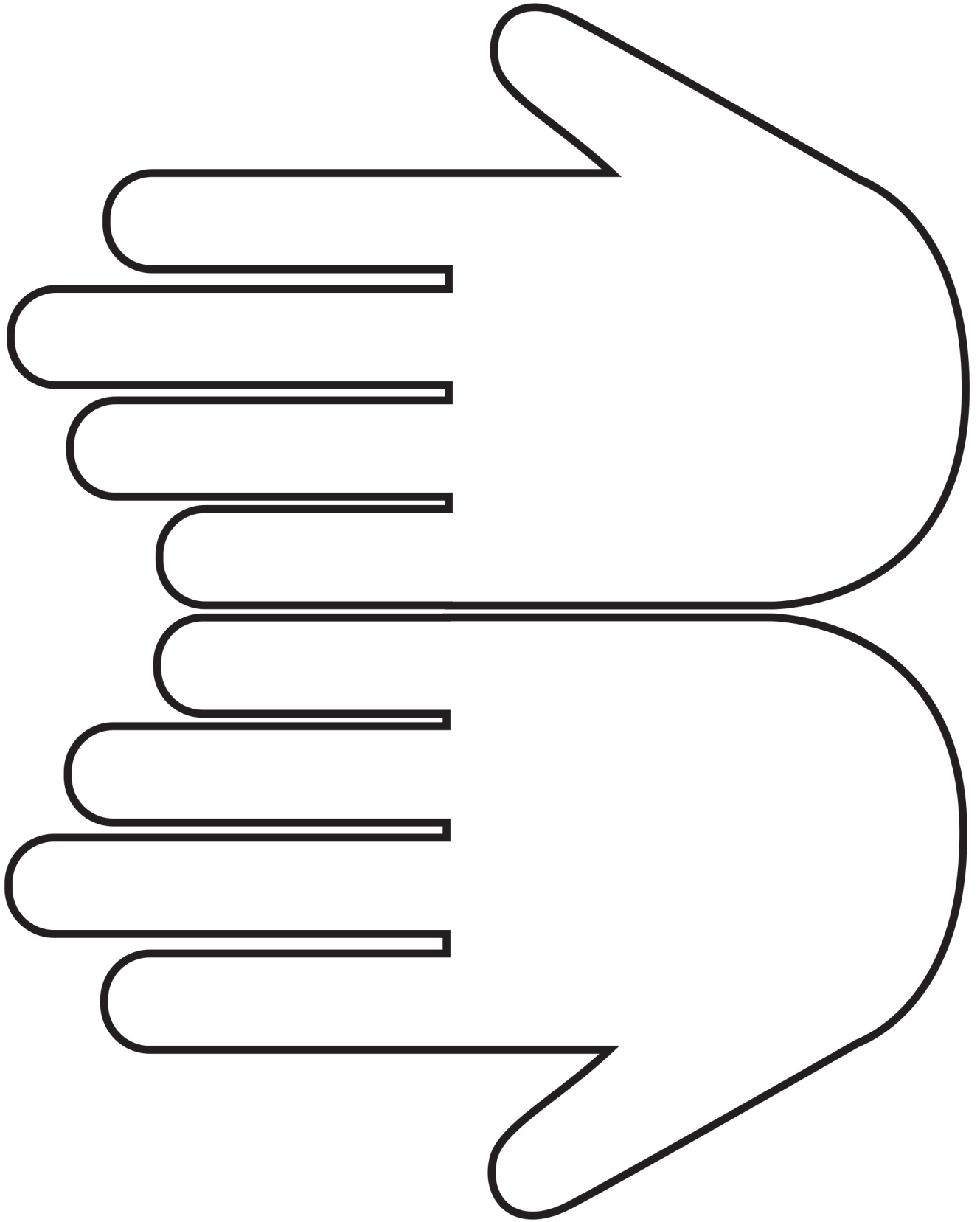
This is an especially good time to re-read the key concepts and discuss them. See Deep Down Discussion Sheet for possible questions to talk about.

Craft Wrap Up:


“At the end of our time together today, you get to take home your Go and Tell crafts. And what are you going to do with them? Show and tell someone the important news you’ve learned today.”

Practice saying the words to the little rhyme about repent, opening the card up and emphasizing the word “Stop” as you as come to it in the rhyme.


Repent prays, "Sorry, God! I've disobeyed."



Repent says, "Stop" to sin! "I want to live God's way!"



Cheaters Are Changed



Our Big Question is: "What is the Gospel?" We've learned that "it's Salvation through Faith in Jesus Christ... God saves all who repent of their sins and trust in Jesus as their Savior!" How do we know this? The Bible tells us so. We've been learning a Bible story about how God saved even the people in "Cruddy Crete." They were known for the ways they disobeyed God, but when they trusted in Jesus as their Savior, they turned away from living that kind of life. Now they lived for God instead. That's what it means to repent. God helped those people in Crete repent and trust in Jesus as their Savior. He can help us do that, too. Ask Him!

The Case of the Changes in Cruddy Crete Jigsaw Puzzle Page Titus

Make copies of picture and cut out into an appropriate number of pieces for your children. Or, you can print out color versions of this puzzle by downloading it from praisefactory.org.

Our Big Question is: "What Is the Gospel?" We've learned that "It's Salvation through Faith in Jesus Christ...God saves all who repent of their sins and trust in Jesus as their Savior!" How do we know this? The Bible tells us so. We've been learning a Bible story about how God saved even the people in "Cruddy Crete." They were known for the ways they disobeyed God, but when they trusted in Jesus as their Savior, they turned away from living that kind of life. Now they lived for God instead. That's what it means to repent. God helped those people in Crete repent and trust in Jesus as their Savior. He can help us do that, too. Ask Him!



DEEP DOWN DETECTIVES

Curriculum Resources



**Appendix D:
Just for Fun
Activities**

Just-For-Fun Activities

The following are activities that you can incorporate into your free play time. While the activities, themselves, are just-for-fun, you can make them rich times of relationship building, and even use it as an opportunity to discuss what is being taught during Circle Time. Don't over do it, but you can use the Deep Down Detectives Discussion Sheet for question ideas.

Gluing and Sticking

Just for Fun Arts and Crafts

Directions

Teacher cuts out or draws a basic shape or shapes related to concept or story on cardstock or construction paper for children to stick stickers on or glue fabric or paper scraps (tissue, gift wrap paper, construction paper, etc), beans, popcorn, buttons, cotton balls, foam shapes etc. onto. Use glue sticks rather than craft glue for these crafts. Cut fabric/paper scraps fairly large—about 1" or so.

Print-Making

Just for Fun Arts and Crafts

Directions

Children will make designs on a plain piece of construction paper or one with a simple shape drawn on it, using tempera paint (with a little dish soap added to it to make clean up easier) and any number of objects. Objects suggested in this curriculum: marbles, duplos, sponge shapes, empty thread spools, blocks with rick-rack glue-gunned to the bottom of them, cars and trucks, bubble wrap and cork.

Necklaces

Just for Fun Arts and Crafts

Directions

These are made with hollow pasta shapes and hole-punched shapes related to the story/concept. Children can string these onto a piece of yarn or string and have you tie the ends together when they are done.

Coloring (Really Scribbling)

Just for Fun Arts and Crafts

Directions

Children will use crayons or washable markers to draw on construction paper. If desired, the teacher can draw a picture or shapes related to the story on the paper for children to scribble on.

Puzzles

Just for Fun Arts and Crafts

Directions

A simple picture related to the story or concept is printed out onto cardstock and cut into a puzzle of 4 to 10 pieces. This can be done by enlarging one or a number of the people/objects from the story, in a Word, Power-point or other program to the desired size, then printing out onto cardstock. Children can "color" in the picture, then you can cut it out for them into as many pieces as is fitting for the child.

Craft Dough

Just for Fun Arts and Crafts

Directions

Provide purchased or homemade play dough (recipe provided) along with various “tools” such as plastic knives (without teeth), small jar lids, keys, garlic presses, little rolling pins, plastic cookie cutters, etc.

Homemade Play Dough Recipe

2 cups flour
1 cup salt
4 tsp cream of tartar
2 tbsp oil
2 cups water

Combine the flour, salt and cream of tartar. Mix well. In a large pot, combine the oil and the water. Add food coloring, if desired. Add flour mixture to the pot, stirring as you add. Heat mixture over medium heat, stirring constantly. Continue to stir until mixture forms ball and pulls away from the sides of the pot. Remove ball and knead on plain surface (not floured) until the texture becomes like play-dough. Store dough in an airtight plastic container. Keeps about 3 months. Makes about 5 cups. Allow at least a ½ cup per child.

Sandpaper Shapes and Patterns

Just for Fun Arts and Crafts

Directions

Use a glue gun to glue full 8 ½” by 11” sheets of sandpaper to foam board or sturdy cardboard cut the same size. Give the children yarn pieces of various lengths, 4” to 12” long. Let them stick the yarn onto the sandpaper and make designs and pictures with them.

Dance Ribbons

Just for Fun Games

Supplies

3 4’ ribbons per child
1 plastic shower curtain ring per child
CD player
CD of music

Preparing the Activity

1. Tie three 4’ ribbons to a plastic shower curtain ring.

Directions

1. Give them to the children to run around with. Have music for them to dance to as they twirl their ribbons. If desired, you could have them sing the Big Question/Bible verse song.

Match the Shape with Objects

Just for Fun Games

Supplies

Common objects such as keys, cookie cutters, spoons, unsharpened pencils, etc.

Cardstock

Permanent marker

Shoe box

Preparing the Activity

1. Trace around common objects such as keys, cookie cutters, spoons, unsharpened pencils, etc., each on a separate piece of cardstock.

2. Put these and the objects in a shoe box.

Directions

Have the children take out the cardstock outlines and the shapes and match them up.

Match the Shape with Blocks

Just for Fun Games

Supplies

Shoe box

Different shape blocks

Duct tape

Preparing the Game

1. Cut the outline of different blocks from a child's building block set in the top of a sturdy shoe box.

2. Use duct tape to tape down one long side, making a hinge for the lid.

Directions

1. Have the children put the right shape block into the box through the hole of the same shape.

Ball 'n' Tube

Just for Fun Games

Supplies

Have the children match the block shapes and insert them into the shoe box.

Materials

4-6' length of PVC pipe with a 2"-3" diameter opening, found very inexpensively at home improvement stores

Various sizes of balls that will fit through the diameter of the PVC pipe

Playing the Game

1. Have the children take turns putting the ball down one end and watching it roll out the other.

Bowling

Just for Fun Games

Supplies

6 or so empty 2-liter soda bottles
A soft, foam ball
Optional: sand or beans, packing/duct tape

Preparing the Game

If desired, put sand or beans in all/some of the bottles. Seal with tape.

Directions

Line up empty 2 liter soda bottles and have the children try to knock them down by rolling a ball into them.

Color Sort

Just for Fun Games

Supplies

Various single colored objects, such as pom-poms, foam shapes, beads, etc. (Be careful to choose objects of a non-swallowable size)
1 Large container that fits all the objects in it at once
Smaller containers, one per color
Construction paper or markers

Preparing the Activity

1. Put all the objects in the large container. Mix up.
2. Put a piece of construction paper/paper colored with marker on the outside of each of the small containers that matches the color object to go in it.

Directions

Have the children separate out all the colored items into their proper container.

Pattern Post Office

Just for Fun Games

Supplies

Various scraps of gift wrap paper or other colorful paper
Glue stick
Cardstock or cereal box
Shoe Box

Preparing the Activity

1. Cut out envelope-sized pieces of gift wrap paper (or scrap booking paper) and glue them onto cardstock of the same size.
2. Have a shoe box with a letter slit cut in the top for each of the different paper types.
3. Glue a piece of the designated gift wrap paper for each particular box on top of the box.

Directions

Have the children sort through the "mail" and put them in their right mail slot.

More Ideas for Activity Centers

Dress-up Clothes
Hats and Crowns
Simple Wooden Puzzles
Duplos
Blocks and Cardboard bricks
Peg Sets*
Magnet Sets (especially “Tall Stacks”)*
(Large) Beads and Threading Laces
Small plastic people, animals, and vehicles*
Lacing cards
Housekeeping sets
Doctor’s and nurse’s sets
Tool sets
Simple Matching games
Dolls
Train sets
Sand or Rice Center with containers
Magnifying glasses and objects*
Shape and Color Sorters
Ring Stackers
Pull toys
Hammer and Peg sets
Tap a Tune pianos
Balls, everything from nerf balls to beach balls*

Great Idea Books

for homemade activity centers

The Wiggle & Giggle Busy Book: 365 Fun, Physical Activities for Your Toddler and Preschooler,
Trish Kuffner and Megan McGinnis
The Toddler’s Busy Book, Trish Kuffner
Arts and Crafts Busy Book
The First Three Years of Life, Burton L. White
Creative Resources for Infants and Toddlers, Judy Herr and Terri Swim

Websites

Just for Fun Games for ordering activity centers activities and materials

christianbook.com
amazon.com
toysrus.com
growingtreetoys.com
orientaltrading.com

DEEP DOWN DETECTIVES

Curriculum Resources



**Appendix E:
Curriculum Resources
to Make or Buy**

Big Question Box/Briefcase

What You Want

The Big Question Briefcase is a briefcase or other container with these characteristics:

- Ideally, this should be around 17" x 12", but needs to be at least big enough to fit a 8 ½" x 11" sheets of paper inside it.
- Have various pockets to put these sheets in
- Is attractive or curious looking to preschoolers
- Not necessary, but extremely fun, if it has a combination lock

Finding a Briefcase:

You can certainly buy one new, but you always may find a used one at a thrift shop. Or, someone may have one they want to donate. We use one that stores valuables in it and is the 17" x 12" size. Very durable and has the lock feature that the kids love.

You also can move away from the briefcase idea and use a little trunk or other box for your substitute briefcase. Just change the name to the Big Question Box, if you use a box instead. A boot box or the cardboard box that 10 reams of copy paper comes in is a great size, if you are using a box.

If you use a box, but want a lock-like feature, that's easy to do. Simply cut "straps" out of felt or vinyl and glue in place to the top and bottom sides of the box on one side, with the top strap overlapping the bottom straps. Add velcro to the top and bottom pieces so that they meet and fasten. Make back "hinges" for the box with the felt/vinyl straps, too. Or, you can simply add a belt around the box that has to be unfastened before the box can be opened.

Here are some suggestions for decorating a box or even the outside of your briefcase to make it appealing.

Supplies

Your box/briefcase
Plain white contact paper or white cardstock
Colorful wrapping paper
Glitter glue
Markers
Sequins, fake jewels, buttons, rick rack, etc.
Other decorating supplies
Stickers
Glue
Clear packing tape

Directions

1. If you are using a box that has wording on it, you will first need to make plain surfaces for decorating and a hinge for the lid. Stick the white contact paper or white cardstock to each side of the box. On the other hand, you can also use colorful wrapping paper. Then, make a lid by sticking the clear packing tape along one long side of the box, attaching the lid to the box.

2. Use the craft decorating supplies to decorate the box. If desired, you can put a big question mark on top of the box, but remember that you are working with two and three year olds: the question mark symbol is not very meaningful to them yet.

Making a Flannelgraph Storyboard **for use in story-telling and in playing the story review games**

While you may decide to use sticky tac and stick your storyboard pictures to a white board, it is very easy to make a flannelgraph board. The advantage to the flannelgraph board is that the pictures stick very easily and there is no messing with the sticky-tac.

Supplies

Large Format Pictures Board: AT LEAST a 36" x 48" foamboard or corkboard (We actually use a far bigger canvas and attach it to the wall) A science project board with the two sides that fold out makes a good 36" x 48" board.

OR, Small Format Pictures Board: AT LEAST a 24" x 36" (to 36" x 48)" board

Large piece of neutral-colored felt to cover your board with extra to overlap over to the back, if desired.

Glue gun and glue sticks

Directions

1. Center felt on front side of board. Turn over. Secure in place with glue.

Making Durable Storyboard Pictures or Story Scenes **for use in story-telling and in playing the story review games**

Whether you purchase the Deep Down Detectives storyboard pictures from Amazon or print them off the website (included in the Deep Down Detectives Visual Aids book), you will want to find some way to make them more durable. They are used not only as a part of telling the story, but are integral in the story review games. Here's how we make ours durable enough to be used over and over again. **See note below for other simpler options for using these pictures.**

Supplies

Deep Down Detectives Visual Aids book (purchased or downloaded)

White cardstock or printer paper (if downloading pictures)

Sticky-back velcro, circles or cut pieces; or sticky tac putty

Laminator or Self-laminating sheets

Sturdy Sheet Protectors, preferably the "Secure Top" kind, like offered by Avery

Flannelgraph pictures for the Bible stories found at www.praisefactory.org with each unit's resources.

Directions

1. Purchase from Amazon or download and print out the storyboard figures.

2. Cut out flannelgraph figures.

3. Laminate the figures.

Special tip: When laminating the big background pictures that are two (and sometimes even three or four) pieces put together, leave a small gap between the two pieces before laminating together. This small space acts like a hinge and allows you to fold up pictures without hurting them into a manilla envelope that fits 8.5" x 11" sheets of paper along with all of the smaller, regular-sized storyboard pictures.

4. If using a flannelgraph board: Stick a piece of sticky backed velcro (ROUGH SIDE) onto the back of each figure. If using sticky tack and whiteboard: simply stick a small amount of sticky tack on the back of a picture when using it. Remove and store sticky tack in airtight container.

Note: Instead of using all of the pictures as separate flannelgraph pieces, you can choose to use only a few (helpful to have 10 for the story review game); you can clump them onto posterboard and make them into picture scenes; or, you can simply use the Storyboard Picture Guide as a single picture. At praisefactory.org, go to DDD Bits and Pieces for a 22" x 28" poster size jpg of this picture guide if you want to create a large version.

The Deep Down Detectives “Bible” Folder

This is a homemade folder that looks (kinda) like the cover of a Bible. You will use this to put the Bible verse, the Bible Story and storyboard pictures to help make the point that the truths you are teaching them come from the Bible.

Supplies

1 piece of 22" x 28" posterboard (white is fine. Green or brown is nice)

Glue

Stapler and staples or packing tape

The Bible Cover pictures (see online with resources for this unit or from the back of each Deep Down Detectives Visual Aids book.)

NOTE: The Bible Cover pictures included in the Deep Down Detectives Visual Aids books cannot be created larger than 8.5" x 11". That means that they will be under-sized for a Bible Folder of the dimensions you are making. However, you can go online to the Deep Down Detectives curriculum and there is a pdf of a bigger version of these covers that will actually fit the size of this Deep Down Detectives “Bible” Folder.

Directions

1. Lay out poster board with long side along the bottom.
2. Fold in 2" on each side.
3. Take packing tape and tape the folded in 2" flaps to the main section of the posterboard, all the way down.
3. Fold up 8 1/2" on the bottom of the poster board.
4. Use packing tape to tape this flap in place, all the way down.
5. Take scissors and snip through the tape where the flap is attached to the folder. This will give you a bit more room in the folder.
6. Fold the poster board in the middle to make the center fold.
7. Cut out the Bible Cover Pictures. If possible, laminate these. They will last longer.
- 8.. Glue the two cover pieces to the outside of the folder.

