

# **DEEP DOWN DETECTIVES**



**Unit 1 Visual Aids, ESV  
with  
Simple Story Scenes  
The God Who Reveals Himself**



Curriculum for preschool and elementary age children,  
training tools, music and other resources  
are available for download or to order at:  
[www.praisefactory.org](http://www.praisefactory.org)

© 2021 Praise Factory Media all rights reserved. May be reproduced by licensed user for classroom purposes only.

This and many other resources are available online at [www.praisefactory.org](http://www.praisefactory.org)

Scripture quotations marked (NIV) are taken from the Holy Bible, New International Version®, NIV®. Copyright © 1973, 1978, 1984 by Biblica, Inc.™ Used by permission of Zondervan. All rights reserved worldwide.[www.zondervan.com](http://www.zondervan.com)

Scripture quotations marked (ESV) are from The Holy Bible, English Standard Version® (ESV®), copyright © 2001 by Crossway, a publishing ministry of Good News Publishers. Used by permission. All rights reserved.

Scripture quotations marked HCSB are taken from the Holman Christian Standard Bible®, Copyright © 1999, 2000, 2002, 2003, 2009 by Holman Bible Publishers. Used by permission. Holman Christian Standard Bible®, Holman CSB®, and HCSB® are federally registered trademarks of Holman Bible Publishers.



# Table of Contents

<b>About the Deep Down Detectives Visual Aids</b>	<b>5</b>
<b>UNIT 1: THE GOD WHO REVEALS HIMSELF</b>	
<b>How Can I Know What God Is Like? He Shows Me What He's Like...</b>	
<b>Bible Truth 1: By the Heart He Gave Me to Know and Love Him</b>	<b>7</b>
Unit Overview	9
Story	11
Big Question and Answer Sign	17
Unit 1 All Bible Truths Sign	19
Bible Truth 1 Concept Sign	21
Bible Verse Sign	23
Detective Dan's Listening Assignment #1	25
Detective Dan's Listening Assignment #2	27
Detective Dan's Listening Assignment #3	29
Story Scenes	37
<b>Bible Truth 2: In Everything I See All Around Me</b>	<b>63</b>
Unit Overview	65
Story	67
Big Question and Answer Sign	73
Unit 1 All Bible Truths Sign	75
Bible Truth 2 Concept Sign	77
Bible Verse Sign	79
Detective Dan's Listening Assignment #1	81
Detective Dan's Listening Assignment #2	83
Detective Dan's Listening Assignment #3	85
Story Scenes	93
<b>Bible Truth 3: In the Bible, the Perfect Word of God</b>	<b>117</b>
Unit Overview	118
Story	119
Big Question and Answer Sign	127
Unit 1 All Bible Truths Sign	129
Bible Truth 3 Concept Sign	131
Bible Verse Sign	133
Detective Dan's Listening Assignment #1	135
Detective Dan's Listening Assignment #2	137
Detective Dan's Listening Assignment #3	139
Story Scenes	147

## Table of Contents, continued

<b>Bible Truth 4: Through His Very Own Son, Jesus Christ</b>	<b>171</b>
Unit Overview	173
Story	175
Big Question and Answer Sign	181
Unit 1 All Bible Truths Sign	183
Bible Truth 4 Concept Sign	185
Bible Verse Sign	187
Detective Dan's Listening Assignment #1	189
Detective Dan's Listening Assignment #2	191
Detective Dan's Listening Assignment #3	193
Story Scenes	201
 <b>Resources to Make or Buy</b>	 <b>221</b>
Making the Big Question Box/Briefcase	222
Making a Flannelgraph Storyboard	223
Making Durable Simple Story Scenes	223
Making the Deep Down Detectives Bible Folder	224
Deep Down Detectives Bible Folder Picture Front Cover	225
Deep Down Detectives Bible Folder Picture Back Cover	227

## Deep Down Detectives Curriculum Resources

There are five companion resources for each of the sixteen units of Deep Down Detectives. Use whichever resources are useful to your setting. Deep Down Detectives resources are available as free, digital downloads at [praisefactory.org](http://praisefactory.org), or for purchase as hard copies through [amazon.com](http://amazon.com).

Make sure to check out the “Bits and Pieces” section of the Deep Down Detectives curriculum online. It has all of the resources separated out making it easy for you simply to pick, choose and print out whatever you want.

### **Deep Down Detectives Core Curriculum Book, ESV/NIV for each unit**

The Deep Down Detectives Core Curriculum book contains the curriculum introduction, the lesson plans, stories, music, activities and take home sheets for each of the units.

### **Deep Down Detectives Visual Aids with Simple Story Scenes, ESV/NIV for each unit**

This resource provides large, colorful signs of the key concepts used in the unit, PLUS, easy-to-use, colorful scenes that you hold up in sequence as you tell the story. The story text for each scene is printed on the bottom of each scene.

### **Deep Down Detectives Simple Story Scenes, ESV/NIV for each volume**

This resource includes only 2-page overview for Bible Truth, the story scenes, and take home sheets. This is a great, basic resource for use at home and in many classroom teaching situations.

### **Deep Down Detectives Small Format Visual Aids, ESV/NIV (Small Format Storyboard Pictures) for each volume**

This resource provides large, colorful signs of the key concepts used in the unit, PLUS, colorful storyboard (flannelgraph) pictures to cut out and use as you tell each story. These storyboard pictures are for use with storyboards at least 24" x 36" in size.

### **Deep Down Detectives Large Format Visual Aids, ESV/NIV (Large Format Storyboard Pictures) for each volume**

This resource provides large, colorful signs of the key concepts used in the unit. It also provides colorful storyboard (flannelgraph) pictures to cut out and use as you tell each story. These storyboard pictures are for use with storyboards 36" x 48" in size.

All of these materials may be photocopied for non-commercial church, classroom or school use by licensed users.

## Other Resources in the Praise Factory Family of Curriculum

Deep Down Detectives is the second in a family of three, inter-related curriculums:

- Hide 'n' Seek Kids (focus group: ages 2-4; adaptable range: ages 2-pre-K 5's)
- Deep Down Detectives (focus group: ages 4--6's; adaptable range: ages 3-2nd grade)
- PFI: (focus group: grades K-5th grade; adaptable range: pre-K 5's-6th grade)

Each curriculum teaches the same biblical themes, but are presented in greater depth as the children grow and develop. Together, the curriculums work like an expanding spiral of truth that returns to reinforce the same truths with each curriculum, yet leading the children to deeper understanding with each step up.

Learn more about these curriculums as well as other resources and ideas for reaching children with the gospel at: [www.praisefactory.org](http://www.praisefactory.org).

## About the Deep Down Detectives Visual Aids

### How Are They Used?



The Deep Down Detectives Visual Aids book is a companion resource to be used alongside the Deep Down Detectives Core Curriculum book for each unit. These colorful pictures are used in presenting the key concepts; telling the Bible stories; and, in playing the Bible Story Review games.


### What Do They Include?



**There are four different resources included in this book:**

- 1. Key Concept Visual Aids**-- colorful signs of the Big Question and Answer, the Bible Truth, the Bible verse, and the Listening Assignments to use with the 3 lessons for each Bible Truth.
- 2. The Story Scenes, themselves.** Notice that each scene is numbered and that there is a brief summary of the story that corresponds to the picture. You can actually just tell the story in a simple way by using only the text at the bottom of each Story Scene.
- 3. Directions** for making the Deep Down Detectives "Bible" Folder and the **back/front images** to paste in place when making it. (Larger back/front images are found online with the curriculum.)
- 4. Directions** for how to make a homemade flannelgraph storyboard and sturdy Story Scene pictures are found in the back of this book.

### Ready, Set, Rip It Out!



This book is meant to be ripped up and made into your visual aids. The key concept signs can be cut out and laminated or slipped into sheet protectors. The Story Scenes can be put in sheet protectors or laminated, too.

### Store It!



Deep Down Detectives is a curriculum that can be used over and over. Store your visual aids and storyboard pictures after using them and they will serve you for many years. We store ours in manilla envelopes and then put them (along with all the rest of the curriculum) in magazine files, labelled by Bible Truth. If you have multiple classes using the curriculum, store each set of resources in separate manilla envelopes. This will make prep much simpler, second time around.

### Replacement Story Scene Pictures



You can always purchase this book again or simply go online and print out any scenes that go missing.

### Other Options



You can also choose to tell the story in a more traditional flannelgraph way by using your own flannelgraph figures or by purchasing/free downloading the Storyboard Pictures (large and small format size available). This is more complex and requires more preparation, but some love it. And, it does allow for kids to interact more by helping to place pictures up on the board as you tell the story.



# **DEEP DOWN DETECTIVES**



**Visual Aids**

**Unit 1,**

**Bible Truth 1**

## About the Deep Down Detectives Visual Aids

### How Are They Used?



The Deep Down Detectives Visual Aids book is a companion resource to be used alongside the Deep Down Detectives Core Curriculum book for each unit. These colorful pictures are used in presenting the key concepts; telling the Bible stories; and, in playing the Bible Story Review games.

### What Do They Include?



**There are four different resources included in this book:**

- 1. Key Concept Visual Aids**-- colorful signs of the Big Question and Answer, the Bible Truth, the Bible verse, and the Listening Assignments to use with the 3 lessons for each Bible Truth.
- 2. The Story Scenes, themselves.** Notice that each scene is numbered and that there is a brief summary of the story that corresponds to the picture. You can actually just tell the story in a simple way by using only the text at the bottom of each Story Scene.
- 3. Directions** for making the Deep Down Detectives "Bible" Folder and the **back/front images** to paste in place when making it. (Larger back/front images are found online with the curriculum.)
- 4. Directions** for how to make a homemade flannelgraph storyboard and sturdy Story Scene pictures are found in the back of this book.

### Ready, Set, Rip It Out!



This book is meant to be ripped up and made into your visual aids. The key concept signs can be cut out and laminated or slipped into sheet protectors. The Story Scenes can be put in sheet protectors or laminated, too.

### Store It!



Deep Down Detectives is a curriculum that can be used over and over. Store your visual aids and storyboard pictures after using them and they will serve you for many years. We store ours in manilla envelopes and then put them (along with all the rest of the curriculum) in magazine files, labelled by Bible Truth. If you have multiple classes using the curriculum, store each set of resources in separate manilla envelopes. This will make prep much simpler, second time around.

### Replacement Story Scene Pictures



You can always purchase this book again or simply go online and print out any scenes that go missing.

### Other Options



You can also choose to tell the story in a more traditional flannelgraph way by using your own flannelgraph figures or by purchasing/free downloading the Storyboard Pictures (large and small format size available). This is more complex and requires more preparation, but some love it. And, it does allow for kids to interact more by helping to place pictures up on the board as you tell the story.

**UNIT 1: The God Who Reveals Himself**

**Unit Big Question (and Answer):** “How Can I Know What God Is Like? He Shows Me What He’s Like!”

**Unit Bible Verse:** “For behold, He who formed the mountains, creates the winds, and declares to man what is His thought. The LORD, the God of hosts, is His name.” Amos 4:13 ESV

**Bible Truth 1 Concept: God Shows Me What He’s Like...by the heart He gave me to know and love Him!**

God made people with a special heart, so they could know and love Him. This isn’t the heart that pumps blood through our body. This is something very different. We can’t feel this heart inside of us like we can feel the heart that beats in our chest. This heart is even more amazing! THIS heart will never die--it lives forever! The Bible also calls this heart a spirit or a soul. And it’s with this very special heart that God shows us what He’s like.

**Bible Truth 1 Bible Verse: Psalm 63:1, 5 ESV**

“O God, you are my God; earnestly I seek you; my soul thirsts for you; my flesh faints for you, as in a dry and weary land where there is no water...My soul will be satisfied as with fat and rich food, and my mouth will praise you with joyful lips.”

**Learn a Little:** “O God, I seek you; my soul thirsts for you.”

**Meaning**

When we play outside and it is very hot, we get so thirsty! There’s nothing we want more than a nice, cool drink of water! God made our hearts to need to know and love Him, just as much as our bodies need water when we are thirsty! Only God can really satisfy us and make us happy.

God’s people know this. They earnestly seek God. That means they try hard to get to know God. They spend time thinking about God and talking to Him. They read His Word, the Bible. He works in their heart (or soul, another Bible word for heart). He helps them know and love Him. God’s people praise Him for making them happy. We can become God’s people when we turn away from our sins and trust in Jesus as our Savior.

**Bible Truth 1 ACTS Prayer**

- A** We praise you, God, that You show us what You are like! You are our great Maker. You made us with hearts to know and love you!
- C** In our hearts, we know that You are God and we should obey You, but many times we don’t want to. We like to do things our own way. Please forgive us. Please change our hearts so that we want to know and obey You.
- T** Thank You for helping us to learn more about You. Thank You for wanting us to know You.
- S** Work deep inside our hearts. Help us to turn away from our sins and trust in Jesus as our Savior. Help us to know You. Put in our hearts the special kind of happy that only You can give. Help us to go and tell others what we’ve learned. In Jesus’ name we pray. Amen.

**Bible Truth 1 Story****The Case of the Young Man with Something Special Inside**

*1 Samuel 17:1-11, 34-58; Psalm 19; Psalm 23*

**Songs Used in Bible Truth 1**

Big Q & A 1 Song

Big Question 1 Song

Big Question 1 Bible Verse Song: The LORD Declares Amos 4:13, ESV

*Extra Big Question 1 Bible Verse Song: He Who Declares His Thought Amos 4:13, ESV*

*Extra Big Question 1 Bible Verse Song: He Who Forms the Mountain Amos 4:13, ESV*

*Extra Big Question 1 (Unit) Bible Verse Song: Behold Amos 4:13, ESV*

*Extra Big Question 1 (Unit) Bible Verse Song: For Behold Amos 4:13, ESV*

Big Question 1 Hymn: Joyful, Joyful, We Adore Thee

Big Question 1 Praise Song: Oh! Oh! Oh! How Good is the Lord

Bible Truth 1 Bible Verse Song: O God, You Are My God Psalm 63:1,5, ESV

*Bible Truth 1 Extra Bible Verse Song: You Are My God Psalm 63:1,5 ESV*

*Bible Truth 1 Extra Bible Verse Song: "As a Deer" Psalm 42:1-2, HCSB*

listen to or download songs for free at <https://praisefactory.org>: Deep Down Detectives Music page

For complete lesson plan, many activities, and take-home sheets, see the Core Curriculum book for this unit. This is available through Amazon as hard copies, or free downloads through the [praisefactory.org](https://praisefactory.org) website.



**The Case of the Young Man with Something Special Inside***1 Samuel 17:1-11, 34-58; Psalm 19; Psalm 23***Story-telling Tips**

Ahead of time:

1. Read the Bible verses and story. Pray!
2. Choose story action cues and/or prepare Story Scenes, if using. (Included in the Visual Aids books)
3. Practice telling story with the Story Scenes, timing your presentation. Shorten, if necessary.

During your presentation:

1. Maintain as much eye contact as possible as you tell the story.
2. Put up Story Scenes/add story action cues as you tell the story. Allow the children to help you put them on the board, if desired.
3. Include the children in your story with a few questions about what they think will happen or words/concepts that might be new to them.

**INTRODUCTION/ LISTENING ASSIGNMENTS**

**"Our story is called: The Case of the Young Man with Something Special Inside. Here is your listening assignment..."** *Read from Detective Dan's Listening Assignment signs, but questions are summarized below:*

**Detective Dan's Lesson #1 Listening Assignment:**

I need to find out:

- 1. Who was the young man?**
- 2. What was the something special he had inside?**

**Detective Dan's Lesson #2 Listening Assignment:****Our Bible Verse is Psalm 63:1,5 ESV**

"O God, you are my God; earnestly I seek you; my soul thirsts for you; my flesh faints for you, as in a dry and weary land where there is no water...My soul will be satisfied as with fat and rich food, and my mouth will praise you with joyful lips."

I need to find out:

- 1. Who had a soul thirsty for God?**
- 2. How did God satisfy his heart?**

**Detective Dan's Lesson #3 Listening Assignment:**

I found six clues, but only 4 of them are in the story.

They are: a tiger; a harp; a sling shot; a giant; a flashlight; and a lion.

*Hold each of them up for the children to see as you identify them.*

I need to figure out:

- 1. Which four belong in the story and which two don't?**
- 2. Which one did David use to praise God? How?**

**Read the assignment questions, THEN SAY,**

"Ok, Deep Down Detectives! Put on your best listening ears and see if you can hear the answers to Detective Dan's questions. When I finish telling the story, we will see if we can answer all the questions."

*Read the Bible Truth story, answer questions, present the gospel and lead in prayer.**Listening Assignments answers; the gospel; and, an ACTS prayer are included with the story text at the end.*

**The Case of the Young Man with Something Special Inside** 1 Samuel 17:1-11, 34-58; Psalm 19; Psalm 23*Story with lines separating paragraphs (text in bold, optional interaction cues in italics)*

---

**David was a shepherd boy. Day and night, he watched his father's sheep out in the hills to keep them safe.**

*Pretend like you are holding a shepherd's crook in one hand. Hold other hand over eyes and turn head as if you were looking around.*

---

**At night, David would sit out under the stars and think about God. God spoke to David in his heart as he thought about God and His Word, the Bible.**

**David knew God and loved Him. And David knew that God loved him, too. David played his harp and sang songs to God as he watched over the sheep.**

*Pretend to play harp.*

---

**Sometimes as David watched the sheep, a hungry lion or bear would come. They would sneak up and try to catch a sheep for their supper. Yum! Yum!**

*Can you roar like a lion or a bear?*

**A lion or bear could kill more than a sheep. They could kill David with their big, sharp teeth and claws. But David didn't run away. Why? Because David knew God in his heart. He believed God was with him and would help him to be the good shepherd He wanted David to be.**

---

**But was David right? WOULD God be with him? Would He help him...even against big, hungry lions and bears?**

*What do you think? Would God help David?*

**Yes, David WAS right! Yes, God WOULD help him! God gave David courage in his heart to stand up to those big, hungry animals.**

---

**But God gave David more than courage. He gave him a good shot with his sling, too! too! So, David went after those lions and bears instead of running away! He wasn't going to let them have a sheep supper! No!**

**He put a rock in his sling and swung it round and round his head. Then, at just the right moment, he let it go! Away the stone flew through the air towards the big, hungry bear. "Zingggggg!"**

**David's rock struck the fierce animal in just the right place! "Thump!" and down to the ground it went.**

---

**But sometimes even that wasn't enough! Sometimes the bear or lion would get back up and fight David. It wasn't going to give up its dinner that easily! Even then, God helped David. David would seize the fierce animal by the fur and kill it. Wow! Then at last, David would pull the poor, scared, woolly, wet bundle of sheepy fluff out of the animal's big, sloppy mouth and carry it off to safety.**

*Can you make a baa like a poor, scared sheep?*

*Story with lines separating paragraphs (text in bold, optional interaction cues in italics)*

---

David praised God for helping him. **"God, I am the shepherd that keeps my father's sheep safe, but You are the shepherd who takes care of me," David exclaimed. "I love You! Thank You for always being with me and helping me! You work in my heart. You help me do everything You want me to do," David prayed.**

**"Yes, because You are with me, I will not be afraid of anything...not even lions or bears...not even death! You will give me everything I need," David told God.**

---

One day David's father had a special job for David. **"Go and take food to your big brothers. They are away with the other men fighting our enemies, the Philistines. These enemies want to take over our land. They are strong and have big weapons that we don't have! It's going to be hard to beat them. Your brothers will need more food if they are going to fight well," he told David.**

**So David took the food and went walk, walk, walking off to where his brothers and the other men were fighting the Philistines.**

*Walk in place with David.*

---

**But when David got there, he was very surprised at what he saw. Yes, there were his big brothers and (20) the other men.**

**Yes, there were the strong enemies with all their weapons. But, NO ONE WAS FIGHTING!**

**Why was no one fighting? Because David's brothers and the other men were too busy looking and listening and trembling with fear at GOLIATH, the huge enemy who was yelling at them!**

**"One of you, come out here and fight me!" Goliath shouted at David's brothers and the other men. "If your man beats me, then your people win! But, if I beat your man, then our people win...and you have to give us YOUR land!" Goliath told them.**

---

**Yikes! No wonder no one was fighting! Who could beat Goliath?! He was nine feet tall (that's a lot taller than even your Daddy!) And oh, Goliath was so strong! And oh, Goliath had such big weapons...including a huge, heavy, sharp sword! Who would ever think they could fight this giant and win? Not David's brothers! Not the other men! Not even mighty King Saul, their king!**

**That's why David's brothers and the other men just stood there, trembling, as Goliath shouted at them again and again. And that's why when Goliath finished shouting, they all ran away in fear!**

*Make a scared face and run in place like you are running away!*

**No, there was not a single man who thought he was strong enough to fight Goliath and win!**

*Story with lines separating paragraphs (text in bold, optional interaction cues in italics)*

---

When David reached his brothers, he listened to Goliath's shouting, too. He saw how tall Goliath was and how strong his weapons were. He knew Goliath was a lot stronger than him, too. But David wasn't scared by Goliath like David's brothers and the other men! No, David was not scared...he was MAD!

*Make a mad face.*

**Goliath shouldn't say bad things about God! Goliath shouldn't say bad things about God's people! GOLIATH MUST BE STOPPED!**

**And David knew how...**

*What do you think David had in mind? How could Goliath be stopped?*

---

**David went to King Saul and told him, "Don't worry about big, tall Goliath! I'll fight him!"**

**King Saul was shocked. "David, you are not big like Goliath. You are not even as big as my men," King Saul told him. "You have no long, sharp sword or strong armor," he said.**

*Pretend to wave a big sword back and forth.*

**"Why aren't you scared to fight Goliath like the others? What hope do you have of beating him?" the king wanted to know. "How can you fight Goliath like this?"**

---

**David knew King Saul was right. He was younger and smaller than the rest of the men. He had no strong weapons. By himself, he knew he had NO CHANCE of beating Goliath. Yes, the king was right.**

**But David knew King Saul was wrong about something, too. King Saul was forgetting about their God! He was the one, true, living God. He could help His people beat their enemies...even mighty Goliath. David knew and loved God in his heart. David knew God would help him, just like He had before.**

*Put your hand over your heart.*

---

**"King Saul, I am a shepherd. God has protected me many times from lions and bears. He helped me fight them and win with just my sling," David told him. "Goliath is no different from a lion or bear. God will protect me. He will help me beat him, too," David told him. So David went out to fight Goliath.**

---

**"Ha, Ha, Ha!" Goliath laughed as he saw David come out to fight him. He called David bad names and made fun of him. What a joke! David was so young and small compared with the other soldiers. He didn't even wear any armor! Why, he didn't even carry a sword! He would get rid of puny, little kid in no time at all!**

*Make a loud, mocking laugh.*

**But David didn't care what Goliath said or thought. He knew God deep inside his heart. He trusted in Him. "I have come in the Name of the Living God! He will help me strike you down!" David shouted back to Goliath.**

---

**Then David went down to the stream and picked up five, smooth stones. He put one in his sling. He swung his sling round and round his head and then let the first stone go. "Zingggggg!"**

*Count from 1 to 5 as you stoop over and pretend to pick up five stones. Then make circular motion over head as if winding up the sling and letting it go.*



*Story with lines separating paragraphs (text in bold, optional interaction cues in italics)*

---

**The stone went whizzing fast through the air and hit Goliath, “Thump!”, right on the forehead.**

*Thump your head with the palm of your hand.*

**Down, down, down, Goliath fell. He hit the ground with a great, big thud. Then David took Goliath’s very own sword and killed him. When the rest of the enemies saw that the LORD had helped David beat big Goliath, they ran away scared... with King Saul, David’s big brothers and the other men chasing them all the way back home!**

*Run in place.*

---

**How David’s brothers and the other men praised God when it was all over! How David praised God, too! David knew and loved God in his heart. He had believed God would give him victory...and God certainly did! And now everyone else—even all those enemies—could see that the LORD really was the one, true, living God, too.**

*Let’s raise our arms and praise God, too! Yay!*

**Cracking the Case:** (story wrap-up for Listening Assignments)

It's time to see how we did with our Listening Assignment.

**Detective Dan's Lesson 1 Listening Assignment:**

**1. Who was the young man?** David.

**2. What was the something special he had inside?**

A heart to know and love God, given to him by God. A heart filled with the special happiness that only God can give.

**For You and Me:**

Just like David, God has given us a heart to know and love Him. We can ask God to show us what He's like and help us to know and love Him. We can ask God to give us His special kind of happy like He gave David.

**Detective Dan's Lesson 2 Listening Assignment:**

**Our Bible Verse is: Psalm 63:1,5 ESV**

"O God, you are my God; earnestly I seek you; my soul thirsts for you; my flesh faints for you, as in a dry and weary land where there is no water...My soul will be satisfied as with fat and rich food, and my mouth will praise you with joyful lips."

**1. Who had a soul thirsty for God? David did.**

**2. How did God satisfy his heart?** David spent time learning about God, thinking about God, talking to God, and living for God. As he did, God worked in David's heart, satisfying him, giving him the special kind of happy that comes only from God.

**For You and Me:**

Just like David, God wants us to learn about Him, think about Him, talk with Him and live for Him. He wants to satisfy our hearts with Himself and His special kind of happy like He gave to David. We can ask Him to help us.

**Detective Dan's Lesson 3 Listening Assignment:**

Our six clues were: a lion, a stream, a tiger, a giant, a flashlight and a harp.

**1. Which four belong in our story?**

The harp, sling shot, giant and lion.

**2. Which one did David use to praise God? How?**

David used the harp to praise God. He thought about God and sang songs of praise from his heart as he played his harp.

**For You and Me:**

David thought about God and sang praises to Him. God worked in his heart, helping David know and love Him. God can help us know and love Him, too, as we think about Him and praise Him.

**The Gospel** (story wrap-up if NOT using Listening Assignments)

**Our Bible Truth is:**

**How Can I Know What God Is Like?**

**He Shows Me What He's Like...**

**by the heart He gave me to know and love Him!**

God gave each of us a heart to know and love Him, too. He wants us to say "no" to disobeying Him and trust in Jesus as our Savior. When we do, God will forgive our sins and save us! He will live in our hearts, helping us know Him now. He can satisfy our heart, giving us a special kind of happy only He can give. And one day, we will go to live with Him in heaven forever. That will be best of all!

*Close in prayer.*

**Closing ACTS Prayer**

**A** We praise you, God, that You show us what You are like! You are our great Maker. You made us with hearts to know and love you!

**C** God, In our hearts, we know that You are God and we should obey You, but many times we don't want to. We like to do things our own way. Please forgive us. Please change our hearts so that we want to know and obey You.

**T** Thank You for helping us to learn more about You. Thank You for wanting us to know You.


**S** Work deep inside our hearts. Help us to turn away from our sins and trust in Jesus as our Savior. Help us to know You. Put in our hearts the special kind of happy that only You can give. Help us to go and tell others what we've learned.

In Jesus' name we pray. Amen.

**Go to Lesson Plan, p.9 for the script to the rest of the lesson.**



# How can I know what God is like?



**ANSWER:**

## He shows me what He's like!

VISUAL  
AID

#1

take out



of BQB

# The Big Question

*Hold up the Big Question sign for all the children to see, and say:*

The Big Question we are investigating today is  
Big Question Number 1:

**How Can I Know What God Is Like?**  
and the Answer is:  
**He Shows Me What He's Like!**

## Meaning:

"God made us. He wants us to know what He is like so we can know Him, love Him, and praise Him.

God shows us what He is like by the heart He gave us to know and love Him; through all of His creations we see around us; through His Word, the Bible; and most of all, through His very own Son, Jesus Christ."

Let's sing our Big Question Song: "

## Big Q & A I Song




*DDDESV Songs 1, track 12*

*(adapted version of "This is the Way We Wash Our Clothes")*

How can I know what God is like,  
God is like, God is like?  
How can I know what God is like?  
He shows me what He's like!



# BIG QUESTION 1: Four ways God shows us what He's like



Visual  
Aid



#2  
of BQB

## This Unit's Bible Truths

"God shows me what He's like" is a good beginning, but there's so more to learn. So it's time for us to dig down even deeper for more answers to our Big Question about God. We're going to be learning **FOUR** Bible truths that all tell us something about how God shows us what He's like.

Let's look at our Bible Truth Clue and figure out which of these four truths we will be learning about today. Who would like to get it out of the Big Question Briefcase for me?"

*Choose a child to get it out and hand it to you, then hold it up and show them the pictures with the four truths they will be learning.*

*After everyone has had a good look at it, say...*

"Ok, now let's look at our Bible Truth Clue and see if we can figure out which of these four truths we will be learning about today. Who would like to get it out of the Big Question Briefcase for me?"

*Choose a child to open the briefcase, take out the Bible Truth Clue and hand it to you.*

CAN YOU GUESS BIBLE TRUTH I:

How Can I Know What God Is Like?

He Shows Me What He's Like... by the ???? He gave me  
to know and love Him!

HINT: What do we love with?



By the HEART He gave me  
to know and love Him!

Visual take out

Aid

#3



of BQB

# Revealing the Bible Truth

## We Are Learning

*Hold up the front side for the children to see. Cover up the answer, written along the bottom, and say:*

**“How Do I Know What God Is Like?  
He Shows Me What He’s Like...  
by the ??? He gave me to know and love Him!**

We’re missing one word. Here’s the hint to what the missing word is. It says: “What do we love with?”

Can you guess? It’s our heart.

So the Bible Truth we are learning today is:

*(uncover answer from bottom of sign, show it to them and say:)*

**“How Do I Know What God Is Like?  
He Shows Me What He’s Like...  
by the HEART He gave me to know and love Him.”**

And here what this Bible Truth means:

*(read the meaning off of the back of the sign, say:)*

God made people with a special heart, so they could know and love Him. This isn’t the heart that pumps blood through our body. This is something very different. We can’t feel this heart inside of us like we can feel the heart that beats in our chest. This heart is even more amazing! **THIS** heart will never die. it lives forever! The Bible also calls this heart a spirit or a soul. And it’s with this very special heart that God shows us what He’s like.



Place  
verse in



of BQB



"O God, you are my God; earnestly I seek you; my soul thirsts for you, as in a dry and weary land where there is no water...My soul will be satisfied as with fat and rich food, and my mouth will praise you with joyful lips."

Psalms 63:1,5 ESV

DDD 1.1 Bible Verse Picture--front

## Bible Truth | Bible Verse

*Remove the Bible Verse Picture from the "Bible" folder and hold it up for all the children to see, then say:*

Psalms 63:1,5 tells us:

### **Psalms 63:1,5 ESV**

"O God, you are my God; earnestly I seek you; my soul thirsts for you; my flesh faints for you, as in a dry and weary land where there is no water...My soul will be satisfied as with fat and rich food, and my mouth will praise you with joyful lips."

**Learn a Little:** "O God, I seek you; my soul thirsts for you."

### **What does that mean?**

When we play outside and it is very hot, we get so thirsty! There's nothing we want more than a nice, cool drink of water! God made our hearts to need to know and love Him, just as much as our bodies need water when we are thirsty! Only God can really satisfy us and make us happy.

God's people know this. They earnestly seek God. That means they try hard to get to know God. They spend time thinking about God and talking to Him. They read His Word, the Bible. He works in their heart (or soul, another Bible word for heart). He helps them know and love Him. God's people praise Him for making them happy. We can become God's people when we turn away from our sins and trust in Jesus as our Savior.

"Now it's time to do a bit more deep down investigating. Let's hear what Detective Dan wants us to help him figure out. Would someone like to get it out for me?"

"We've said our Bible verse, now let's sing it!"

"We've said our Bible verse, now let's sing it!"

## O God, You Are My God:

### **Psalms 63:1,5**

*DDD ESV Songs 1, track 20*

Refrain:

O God, You are my God, earnestly I seek You,  
O God, You are my God, earnestly I seek You,  
Earnestly seek you.

My soul thirsts for you, my flesh faints for you,  
As in a dry and weary land, where there is no water.  
My soul thirsts for you, my flesh faints for you,  
As in a dry and weary land, where there is no water.

*Refrain*

My soul shall be, My soul shall be satisfied,  
Satisfied, as with rich food,  
And my mouth will praise you,  
My soul shall be, My soul shall be satisfied,  
Satisfied, as with rich food,  
And my mouth will praise you. *Refrain*

Psalms Sixty-three, one and five.

"Now it's time to do a bit more deep down investigating. Let's hear what Detective Dan wants us to help him figure out. Would someone like to get it out for me?"



take out



of BQB

Place in



Visual Aid



# Detective Dan's Listening Assignment #1



# Detective Dan's

## Listening Assignment #1



Hi, Deep Down Detectives!

I'm working on a brand-new case called:

**"The Case of the Young Man with Something Special Inside."**

I need to find out:

**1. Who was the young man?**

**AND**

**2. What was the something special he had inside?**

**Can you help me? Listen carefully to the story and you might just hear the answers!**

**Thanks!**

**Detective Dan**

***Then say,*** "Ok, Deep Down Detectives! Put on your best listening ears and see if you can find the answers to Detective Dan's questions. When I finish telling the story, we will see if we can answer all of his questions."

*Read the Bible Truth story, putting up the storyboard pictures as you tell it.*

*At the end of the story, repeat the questions and lead the children in answering them. Present the gospel and close in prayer.*

*\*Answers to assignment questions, the gospel and ACTS prayer are also included at the end of the story text. \**

Answers:

**1. Who was the young man?** David.

**2. What was the something special he had inside?**

A heart to know and love God, given to him by God. A heart filled with the special happiness that only God can give.

**For You and Me:**

Just like David, God has given us a heart to know and love Him. We can ask God to show us what He's like and help us to know and love Him. We can ask God to give us His special kind of happy like He gave David.





# Detective Dan's Listening Assignment #2



# Detective Dan's

## Listening Assignment #2



Hi, Deep Down Detectives!

I'm still working on the case called:

"The Case of the Young Man with Something Special Inside."

Our Bible verse is Psalm 63:1,5 ESV

"O God, you are my God; earnestly I seek you; my soul thirsts for you; my flesh faints for you, as in a dry and weary land where there is no water... My soul will be satisfied as with fat and rich food, and my mouth will praise you with joyful lips."

I need to find out:

1. Who had a soul thirsty for God?

AND

2. How did God satisfy his heart?

Can you help me? Listen carefully to the story and you might just hear the answers!

Thanks for your help!

Detective Dan

**Then say,** "Ok, Deep Down Detectives! Put on your best listening ears and see if you can find the answers to Detective Dan's questions. When I finish telling the story, we will see if we can answer all of his questions."

*Read the Bible Truth story, putting up the storyboard pictures as you tell it. At the end of the story, repeat the questions and lead the children in answering them. Present the gospel and close in prayer.*

\*Answers to assignment questions, the gospel and ACTS prayer are also included at the end of the story text.\*

Answers:

**Our Bible Verse is: Psalm 63:1,5 ESV**

"O God, you are my God; earnestly I seek you; my soul thirsts for you; my flesh faints for you, as in a dry and weary land where there is no water... My soul will be satisfied as with fat and rich food, and my mouth will praise you with joyful lips."

**1. Who had a soul thirsty for God? David did.**

**2. How did God satisfy his heart? David spent time learning about God, thinking about God, talking to God, and living for God. As he did, God worked in David's heart, satisfying him, giving him the special kind of happy that comes only from God.**

**For You and Me:**

Just like David, God wants us to learn about Him, think about Him, talk with Him and live for Him. He wants to satisfy our hearts with Himself and His special kind of happy like He gave to David. We can ask Him to help us.



take out



of BQB

Visual  
Aid



# Detective Dan's Listening Assignment #3



# Detective Dan's

## Listening Assignment #3



Hi, Deep Down Detectives!

I'm still working on the case called:

"The Case of the Young Man with Something Special Inside."

I found SIX clues, but TWO of them are NOT in the story. They are: a lion, a stream, a tiger, a giant, a flashlight and a harp.

*Hold up each of the six pictures for the children to see as you identify them. Better yet, put them up on your flannelgraph board, off to one side.*

I need to know:

1. Which FOUR pictures belong in the story and which TWO do NOT?

2. Which one did David use to praise God? How?

Can you help me? Listen carefully to the story and you might just hear the answers!

Thanks!

Detective Dan

***Then say,*** "Ok, Deep Down Detectives! Put on your best listening ears and see if you can find the answers to Detective Dan's questions. When I finish telling the story, we will see if we can answer all of his questions."

*Read the Bible Truth story, putting up the storyboard pictures as you tell it. At the end of the story, repeat the questions and lead the children in answering them. Present the gospel and close in prayer.*

*\*Answers to assignment questions, the gospel and ACTS prayer are also included at the end of the story text.\**

Answers:

**1. Which four pictures belong in the story and which two do not?**

The harp, sling shot, giant and lion are in the story. The flashlight and tiger are not.

**2. Which one did David use to praise God? How?**

David used the harp to praise God. He thought about God and sang songs of praise from his heart as he played his harp.

**For You and Me:**

David thought about God and sang praises to Him. God worked in his heart, helping David know and love Him. God can help us know and love Him, too, as we think about Him and praise Him.

A Lion



A Stream





DDD 1.1 Lesson 3 Listening Assignment Clue Picture1 for kids



DDD 1.1 Lesson 3 Listening Assignment Clue Picture 2 for kids



A Tiger



A Giant



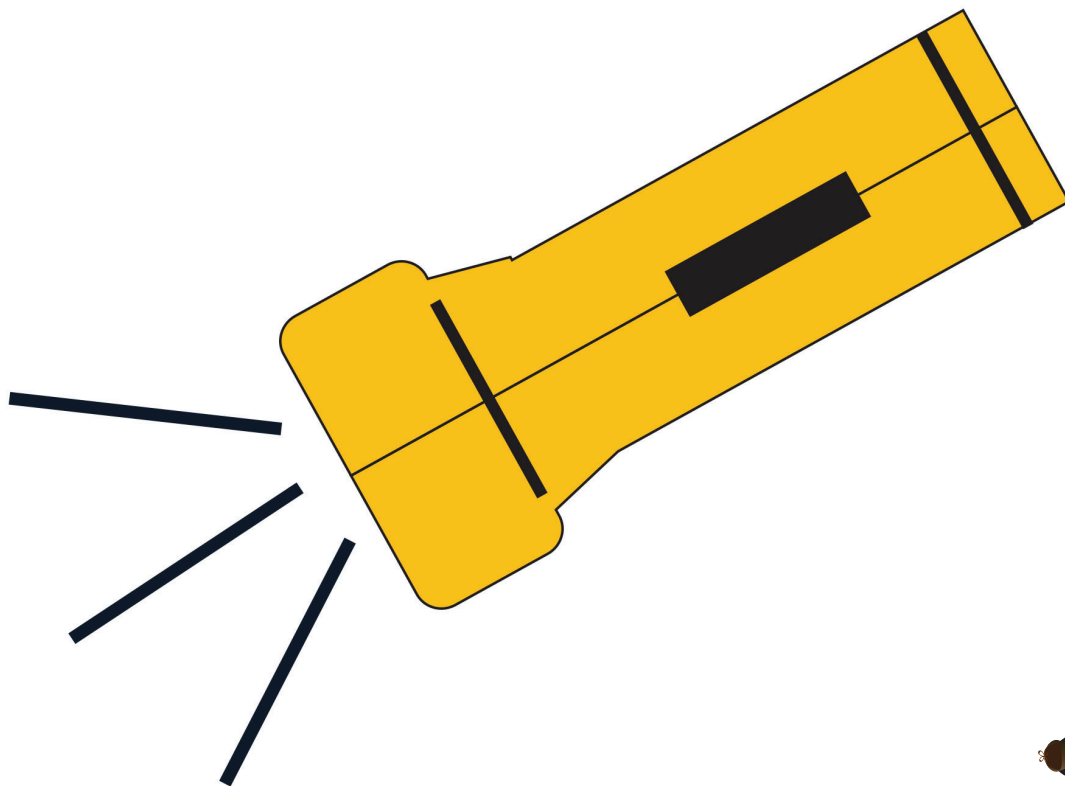


DDD 1.1 Lesson 3 Listening Assignment Clue Picture3 for kids




DDD 1.1 Lesson 3 Listening Assignment Clue Picture 4 for kids

A Flashlight



A Harp





DDD 1.1 Lesson 3 Listening Assignment Clue Picture 5 for kids



DDD 1.1 Lesson 3 Listening Assignment Clue Picture 6 for kids

# The Case of the Young Man with Something Special Inside

| Samuel 17:1-11, 34-58; Psalms 19, 23



## Detective Dan's Listening Assignment #1

1. Who was the young man?

2. What was the something special he had inside?



## Detective Dan's Listening Assignment #2

Psalms 63:1-5, ESV

"O God, you are my God; earnestly I seek you; my soul thirsts for you; my flesh faints for you, as in a dry and weary land where there is no water...My soul will be satisfied as with fat and rich food, and my mouth will praise you with joyful lips."

1. Who had a soul thirsty for God?

2. How did God satisfy his heart?

(more listening and discussion questions are included in the curriculum at [praisefactory.org](http://praisefactory.org))

**I. David was a shepherd boy who knew and loved God. God knew and loved David, too.**

**David would sing songs to God. God spoke to David in his heart as David thought about God and His Word.**



1. David was a shepherd boy who knew and loved God. God knew and loved David, too. David would sing songs to God. God spoke to David in his heart as David thought about God and His Word.



**2. Sometimes, a hungry lion or bear would come to take a sheep. God gave David courage in his heart. He helped David not run away. He helped David fight off the animal with his sling, and sometimes, with his bare hands!**



2. Sometimes a hungry lion or bear would come to take a sheep. God gave David courage in his heart. He helped David not run away. He helped David fight off the animal with his sling, and sometimes, with his bare hands!

### **3. David praised God for his help!**




3. David praised God for his help!

**4. David's father gave David food to take to his brothers. They were with the other soldiers fighting their enemies, the Philistines.**

**But when David got there, no one was fighting! Everyone was too scared of one, giant Philistine soldier named Goliath. He was nine feet tall and had a big, heavy sword. No one could beat him!**





4. David's father gave David food to take to his brothers. They were with the other soldiers fighting their enemies, the Philistines. But when David got there, no one was fighting! Everyone was too scared of one, giant Philistine soldier named Goliath. He was nine feet tall and had a big, heavy sword. No one could beat him!

**5. Goliath said bad things about God and His people. “Send one of your men to fight me,” Goliath shouted. “If he beats me, then you win the whole battle.”**

**But WHO could beat a giant like Goliath with his big sword? David knew who: God could! “Let me fight!” David told King Saul. “God will help me beat Goliath!”**





5. Goliath said bad things about God and His people. "Send one of your men to fight me," Goliath shouted. "If he beats me, then you win the whole battle." But WHO could beat a giant like Goliath with his big sword? David knew who: God could!

"Let me fight!" David told King Saul. "God will help me beat Goliath!"

**6. “You can’t beat Goliath!” King Saul told David. “You are too small.”**

**“The LORD helped me fight lions and bears. Goliath is no different,” David told the king.**

**“You can’t beat me!” Goliath laughed at David. “You are too small.”**

**“I come in the name of the living God,” David told Goliath. “He will help me strike you down.”**



6. "You can't beat Goliath!" King Saul told David. "You are too small."

"The LORD helped me fight lions and bears. Goliath is no different," David told the king.

"You can't beat me!" Goliath laughed at David. "You are too small."

"I come in the name of the living God," David told Goliath. "He will help me strike you down."

**7. David went down to the stream and gathered stones for his sling.**





7. David went down to the stream and gathered stones for his sling.

**8. David put a stone from the river in his sling. He swung it round and round, then let it go... THUD! Down went Goliath!**





8. David put a stone from the river in his sling. He swung it round and round, then let it go... THUD!  
Down went Goliath!

**9. Goliath was dead! The rest of the Philistine soldiers were chased home. David, King Saul, and all his soldiers praised God.**

**David knew and loved God in his heart. He trusted God to help him, and God did. Now everyone could see that the LORD was the one, true living God, too.**



9. Goliath was dead! The rest of the Philistine soldiers were chased home. David, King Saul, and all his soldiers praised God. David knew and loved God in his heart. He trusted God to help him, and God did. Now everyone could see that the LORD was the one, true living God, too.

## DDD 1.1 Story




# SOLVED



## Detective Dan's Listening Assignment #1

1. Who was the young man? David.
2. What was the something special he had inside?  
A heart to know and love God, given to him by God. A heart filled with the special happiness that only God can give.

For You and Me:  
Just like David, God has given us a heart to know and love Him. We can ask God to show us what He's like and help us to know and love Him. We can ask God to give us His special kind of happy like He gave David.



## Detective Dan's Listening Assignment #2

Psalms 63:1-5, ESV

"O God, you are my God; earnestly I seek you; my soul thirsts for you; my flesh faints for you, as in a dry and weary land where there is no water...My soul will be satisfied as with fat and rich food, and my mouth will praise you with joyful lips."

1. Who had a soul thirsty for God? David did.
2. How did God satisfy his heart? David spent time learning about God, thinking about God, talking to God, and living for God. As he did, God worked in David's heart, satisfying him, giving him the special kind of happy that comes only from God.

For You and Me:  
Just like David, God wants us to learn about Him, think about Him, talk with Him and live for Him. He wants to satisfy our hearts with Himself and His special kind of happy like He gave to David. We can ask Him to help us.

## DDD 1.1 Story



How Can I Know What God Is Like?  
He Shows Me What He's Like...  
By the heart He gave me to know and love Him!

# The Gospel

God gave each of us a heart to know and love Him, too. But sadly, we all have chosen to turn away from God and live life our own way. This sin separates us from God.

Only with God's help, we can know Him or be His people.

But God sent His Son, Jesus, to make the way for people to know and love God once more. Jesus lived a perfect life, then He offered it as full payment for sins, when He suffered and died on the cross. On Day Three, He rose from the dead. He had beaten sin and death for God's people!

God invites us to become His people, by turning away from our sins and trusting in Jesus as our Savior. If we do, His Holy Spirit will come live in our hearts, so we can know and love God now.

And one day, go to live with God in heaven forever. That

will be best of all!



## DDD 1.1 Story

# A Prayer

A We praise you, God, that You show us what You are like! You are our great Maker. You made us with hearts to know and love you!

C In our hearts, we know that You are God and we should obey You, but many times we don't want to. Please forgive us. Please change our hearts so that we want to know and obey You.

T Thank You for helping us to learn more about You. Thank You for wanting us to know You.

S Work deep inside our hearts. Help us to turn away from our sins and trust in Jesus as our Savior. Help us to know You. Put in our hearts the special kind of happy that only You can give. Help us to go and tell others what we've learned.

In Jesus' name we pray. Amen.



DDD 1.1 Story



# **DEEP DOWN DETECTIVES**



**Visual Aids**

**Unit 1,**

**Bible Truth 2**

## About the Deep Down Detectives Visual Aids

### How Are They Used?



The Deep Down Detectives Visual Aids book is a companion resource to be used alongside the Deep Down Detectives Core Curriculum book for each unit. These colorful pictures are used in presenting the key concepts; telling the Bible stories; and, in playing the Bible Story Review games.


### What Do They Include?



**There are four different resources included in this book:**

- 1. Key Concept Visual Aids**-- colorful signs of the Big Question and Answer, the Bible Truth, the Bible verse, and the Listening Assignments to use with the 3 lessons for each Bible Truth.
- 2. The Story Scenes, themselves.** Notice that each scene is numbered and that there is a brief summary of the story that corresponds to the picture. You can actually just tell the story in a simple way by using only the text at the bottom of each Story Scene.
- 3. Directions** for making the Deep Down Detectives "Bible" Folder and the **back/front images** to paste in place when making it. (Larger back/front images are found online with the curriculum.)
- 4. Directions** for how to make a homemade flannelgraph storyboard and sturdy Story Scene pictures are found in the back of this book.

### Ready, Set, Rip It Out!



This book is meant to be ripped up and made into your visual aids. The key concept signs can be cut out and laminated or slipped into sheet protectors. The Story Scenes can be put in sheet protectors or laminated, too.

### Store It!



Deep Down Detectives is a curriculum that can be used over and over. Store your visual aids and storyboard pictures after using them and they will serve you for many years. We store ours in manilla envelopes and then put them (along with all the rest of the curriculum) in magazine files, labelled by Bible Truth. If you have multiple classes using the curriculum, store each set of resources in separate manilla envelopes. This will make prep much simpler, second time around.

### Replacement Story Scene Pictures



You can always purchase this book again or simply go online and print out any scenes that go missing.

### Other Options



You can also choose to tell the story in a more traditional flannelgraph way by using your own flannelgraph figures or by purchasing/free downloading the Storyboard Pictures (large and small format size available). This is more complex and requires more preparation, but some love it. And, it does allow for kids to interact more by helping to place pictures up on the board as you tell the story.



**UNIT 1: The God Who Reveals Himself**

**Unit Big Question (and Answer):** “How Can I Know What God Is Like? He Shows Me What He’s Like!”

**Unit Bible Verse:** “For behold, He who formed the mountains, creates the winds, and declares to man what is His thought. The LORD, the God of hosts, is His name.” Amos 4:13 ESV

**Bible Truth 2 Concept: God Shows Me What He’s Like...in everything I see all around me!**

God made everything. When we look at all the wonderful things He’s made, God shows us what He is like. I look at the mountains that God made, and I can see that God must be very powerful. I look at the big sky full of stars twinkling far away, and I know God must be very great. I look at the beautiful flowers He made, and I know God must love beautiful things. I look at a mother gently taking care of her children, and I see a little bit of God’s love and tenderness. Everything that God made tells me about Him.

**Bible Truth 2 Bible Verse: Psalm 19:1-4, ESV**

“The heavens declare the glory of God, and the sky above proclaims his handiwork. Day to day pours out speech, and night to night reveals knowledge. There is no speech, nor are there words, whose voice is not heard. Their voice goes out through all the earth, and their words to the end of the world.”

**Learn a Little:** “The heavens declare the glory of God.”

**Meaning:**

We look up at the heavens (the sky) and what do we see? Millions of stars twinkling softly above us at night; and, the glorious sun shining down on us all day long.

God made these great stars! God made this wonderful sun! They are the work of His hands; that is, He created them. Their brightness reminds us of how great and wonderful God is to make such great and wonderful things.

Every day and night, the sun, moon and stars tell us about God. They don’t speak to us with a voice with words like you and I use. God didn’t give them that gift. But they do tell us about Him. God made them so great and beautiful that everyone in the whole world can look up and be reminded of Him--the great and beautiful God who made them, and us, and all of the good things in the world around us.

**Bible Truth 2 ACTS Prayer**

- A** We praise you, God, that You show us what You are like! We look all around us at the wonderful things You have made and we see how wonderful You are!
- C** God, when we look at all the things You have made, we know that You are the great, One, True God. We know that we should obey You, but many times we don’t. Please forgive us through Jesus.
- T** Thank you for wanting us to know You. Thank You for all the beautiful things that You have made and all that they tell us about You!
- S** Work deep inside our hearts, so we can know more and more of You! Help us to think about You and know what You are like as we look at everything You’ve made. Help us to turn away from disobeying You and trust in Jesus as our Savior. In Jesus’ name we pray, Amen.

**Bible Truth 2 Story****The Case of the Whispering World**

*1 Samuel 17:1-11, 34-58; Psalm 19; Psalm 23*

**Songs Used in Bible Truth 2**

---

Big Q & A 1 Song

Big Question 1 Song

Big Question 1 Bible Verse Song: The LORD Declares Amos 4:13, ESV

*Extra Big Question 1 Bible Verse Song: He Who Declares His Thought Amos 4:13, ESV*

*Extra Big Question 1 Bible Verse Song: He Who Forms the Mountain Amos 4:13, ESV*

*Extra Big Question 1 (Unit) Bible Verse Song: Behold Amos 4:13, ESV*

*Extra Big Question 1 (Unit) Bible Verse Song: For Behold Amos 4:13, ESV*

Big Question 1 Hymn: Joyful, Joyful, We Adore Thee

Big Question 1 Praise Song: Oh! Oh! Oh! How Good is the Lord

Bible Truth 2 Bible Verse Song: The Heavens Declare Psalm 19:1-4, ESV

*Bible Truth 2 Extra Bible Verse Song: O LORD, Our Lord Psalm 8:1,3-4, ESV*

listen to or download songs for free at <https://praisefactory.org>: Deep Down Detectives Music page

For complete lesson plan, many activities, and take-home sheets, see the Core Curriculum book for this unit. This is available through Amazon as hard copies, or free downloads through the [praisefactory.org](https://praisefactory.org) website.

**The Case of the Whispering World**

Acts 14

**Story-telling Tips**

Ahead of time:

1. Read the Bible verses and story. Pray!
2. Choose story action cues and/or prepare Story Scenes, if using. (Included in the Visual Aids books)
3. Practice telling story with the Story Scenes, timing your presentation. Shorten, if necessary.

During your presentation:

1. Maintain as much eye contact as possible as you tell the story.
2. Put up Story Scenes/add story action cues as you tell the story. Allow the children to help you put them on the board, if desired.
3. Include the children in your story with a few questions about what they think will happen or words/concepts that might be new to them.

**INTRODUCTION/ LISTENING ASSIGNMENTS**

**“Our story is called: The Case of the Whispering World. Here is your listening assignment...”** *Read from Detective Dan’s Listening Assignment signs, but questions are summarized below:*

**Detective Dan’s Lesson #1 Listening Assignment:**

I need to know:

- 1. Who is the great Creator that the world whispers to us about?**
- 2. Who did Paul tell about this great Creator? What did he hope they would do?**

**Detective Dan’s Lesson #2 Listening Assignment:****Our Bible Verse is Psalm 19:1-4:**

“The heavens declare the glory of God, and the sky above proclaims his handiwork. Day to day pours out speech, and night to night reveals knowledge. There is no speech, nor are there words, whose voice is not heard. Their voice goes out through all the earth, and their words to the end of the world.”

I need to know:

- 1. Who did Paul want to learn about God by looking at the sky and everything else that God had made?**
- 2. What did he want those people to know and do?**

**Detective Dan’s Lesson #3 Listening Assignment:**I found six clues, but two of them are **NOT** in the story.

They are: some enemies; a lame man; a hat; food; birds; and an umbrella.

*Hold up each of them for the children to see as you identify them.*

I need to know:

- 1. Which four belong in the story and which two don’t?**
- 2. Who confessed their sins to God? What happened?**

**Read the assignment questions, THEN SAY,**

“Ok, Deep Down Detectives! Put on your best listening ears and see if you can hear the answers to Detective Dan’s questions. When I finish telling the story, we will see if we can answer all the questions.”

*Read the Bible Truth story, answer questions, present the gospel and lead in prayer.*

*Listening Assignments answers; the gospel; and, an ACTS prayer are included with the story text at the end.*

**The Case of the Whispering World** Acts 14*Story with lines separating paragraphs (text in bold, optional interaction cues in italics)*

**Paul and Barnabas were two men who loved Jesus. They lived their lives to please Him. They trusted Him as their Savior.**

*Hold up two fingers for Paul and Barnabas.*

**Paul and Barnabas knew that all people were sinners who needed a Savior, so they set out walk, walk, walking to tell new people in new places how Jesus could be their Savior, too.**

*Walk in place.*

**One day, Paul and Barnabas came to the town of Lystra. Nobody in Lystra had ever heard of Jesus. They only believed in fake gods. So Paul and Barnabas began telling everyone the good news of Jesus. Many people were curious. Soon a crowd had (SB6) gathered around Paul and Barnabas, eager to hear what they had to say.**

**One man in the crowd lay on a mat. He wasn't lying down because he was tired. He was lying down because he was lame. He was born with legs that didn't work. He had never walked in his whole life! Can you imagine that?**

*Sit down on the ground and hold your legs very still as if your legs didn't work.*

**Now maybe that man's legs didn't work as he lay on his mat, but his ears certainly did! As he listened to Paul, the Holy Spirit began to work in his heart... and he began to believe in Jesus!**

**Paul looked at the man on the mat, and he could see what was happening. Paul was so excited!**

**Then God used Paul to give that lame man yet another gift: the gift of walking! Paul looked at the man and in a loud voice said, "In the name of Jesus, stand up and walk!"**

**The man believed in Jesus and obeyed Paul. He sprang up and began walking all around for the first time in his life! God had healed his legs! Yay!**

*Spring up to your feet and walk in place.*

**The crowd of people was amazed!**

*Can you make a surprised face?*

**Yes, the crowd was amazed, but they didn't understand that it was Jesus who healed the man's legs. They thought Paul and Barnabas had healed the man! They even thought Paul and Barnabas were two of their fake gods, Zeus and Hermes, come to visit them!**

**"Let's have a worship party for these two gods," the people of Lystra decided. "Make leafy, green crowns to put on their heads! Bring big, fat bulls to give them as worship gifts!" they shouted.**

*Can you make a crown shape on the top of your head with your hands? Can you make bull's horns on your head?*

*Story with lines separating paragraphs (text in bold, optional interaction cues in italics)*

---

**Oh, no! What would Paul and Barnabas do now? This wasn't at all what they wanted the people of Lystra to do! They wanted them to worship Jesus, not them!**

**"No! No!" Don't worship us!" Paul told them. "We aren't gods. We are only men."**

**"There is only one living God," Paul said. "Look at everything all around you! He's the one who made the earth and the sky, and the sea, and everything in them. Yes, He made it all! He's the good God who gives you the rain that makes your crops grow so you have food. He's the One who gives you joy in your heart, too. All these good gifts are from Him!**

**He shows you who He is and what He's like in all the things He has made and all that He has give you. Now He has done something even more marvelous than all of this! He has sent His Son, Jesus to live a perfect life and die on the cross to save you from your sins. On the third day He rose from the dead in victory. He wants you to turn away from your fake gods and worship Him. He wants you to know Him and become His people!" Paul told them.**

**"So please, don't worship us!" Paul begged. "We only men, come to tell you about the Savior Jesus. Worship Him! Trust in Him! He is God, not us!"**

---

**Just then, some people from another town joined the crowd. These people hated Paul and what he said about Jesus. They said bad things about Paul and made the other people mad at Paul, too. Now the crowd didn't want to worship Paul. Now they wanted to kill him!**

*Make a mad face.*

**People picked up stones and threw them at Paul until he fell over! Oh, how the stones hurt his body!**

**Then they dragged Paul out of the city and left him for dead! They wanted nothing to do with Paul or his God!**

*Shake head "no."*

---

**This was terrible! Had no one heard and believed Paul's message about Jesus? Had everyone turned against Paul and Barnabas?**

**No, not everyone had gone along with Paul's enemies. There were some people in the crowd who had believed Paul's message about God--like the man with the healed legs.**

**Yes, these people could see this one, true God in all the things He had made and given them. They believed that Jesus was God's Son, sent to save them. They turned away from wanting to disobey God and trusted Jesus as their Savior...and God forgave them and saved them! Yay!**

*Let's jump up and down and shout "Yay" for these new believers God saved!*



*Story with lines separating paragraphs (text in bold, optional interaction cues in italics)*

---

**When the angry people had gone away, these new believers went up to Paul. Was he dead? He lay so very, very still.**

**But, no! Paul wasn't dead! He was still alive! The people helped up Paul and carried him home. There, they took care of Barnabas and him all night long.**

*How would you help someone who is badly hurt?*

---

**The next morning, Paul and Barnabas left Lystra to go walk, walk, walking to other places to tell more people in more places about Jesus.**

**How Paul must have hurt as he limped along the road! But how happy Barnabas and he were! For back in Lystra, they knew there was a new, little group of believers gathering together to worship the one, true God. They would keep on believing in Jesus. They would keep on telling others about Him--the great Creator who had made the whole world and had given them so many good gifts. And who now offered them the best gift of all-- forgiveness for their sins and closeness with Him forever. A gift for all who would turn away from their sins and trust in Jesus as their Savior.**

**Cracking the Case:** (story wrap-up for Listening Assignments)

It's time to see how we did with our Listening Assignment.

**Detective Dan's Lesson #1 Listening Assignment:**

I need to know:

**1. Who is the great Creator that the world whispers to us about?** The LORD, the one, true God.

**2. Who did Paul tell about this great Creator? What did he hope they would do?** Paul told the people of Lystra about Him. He hoped that they would turn away from their sins and trust in Jesus as their Savior.

**For You and Me:**

Like the people of Lystra, we can look around us and learn about The LORD, the one, true God who made everything. We can see how good and great He is. And, like the people of Lystra, the best thing we can do is to turn away from our sins and trust in Jesus as our Savior. Then we can be His people who know Him and His wonderful love for us!

**Detective Dan's Lesson #2 Listening Assignment:****Our Bible Verse is Psalm 19:1-4:**

"The heavens declare the glory of God, and the sky above proclaims his handiwork. Day to day pours out speech, and night to night reveals knowledge. There is no speech, nor are there words, whose voice is not heard. Their voice goes out through all the earth, and their words to the end of the world."

I need to know:

**1. Who did Paul want to learn about God by looking at the sky and everything else that God had made?**

The people of Lystra.

**2. What did he want those people to know and do?** Paul wanted them to turn away from their sins and trust in Jesus as their Savior so they could be saved and be God's dearly loved people forever.

**For You and Me:**

Like the people of Lystra, we can look around us and see what God is like. How good He has been to us! How many ways He has cared for us and given us good things to enjoy. Best of all, He's told us the good news of Jesus. Like the people of Lystra, He wants us to turn away from our sins and trust in Jesus as our Savior. Then we can be His people who know Him and His wonderful love for us!

**Detective Dan's Lesson #3 Listening Assignment:**

I found six clues, but two of them are **NOT** in the story. They are: some enemies; a lame man; a hat; food; birds; and an umbrella.

*Hold up each of them for the children to see as you identify them.*

I need to know:

**1. Which four belong in the story and which two don't?** The enemies, lame man, food and birds belong in the story. The hat and umbrella do not.

**2. Who confessed their sins to God? What happened?** The lame man and others in Lystra confessed their sins to God and trusted in Jesus as their Savior. God forgave their sins and made them His special people forever. How happy they were to get to know and love God!

**For You and Me:**

We, too, have sinned against God. There are many things we can confess to Him and ask for His forgiveness. We, too, can turn away from our sins and trust in Jesus as our Savior. He loves to hear and answer prayers like these! He wants us to forgive us and make us His special people!

**The Gospel** (story wrap-up if NOT using Listening Assignments)**Our Bible Truth is:****How Can I Know What God Is Like?****He Shows Me What He's Like...****in everything I see all around me!**

Yes, all around us, the things God made tell us about Him and that we should worship Him and obey His good ways. But we have each chosen to live life our own way, instead of obeying Him! We deserve His punishment because of this. How terrible!

But God is so kind to us! He has made a way for us to have the wonderful delight of knowing Him and being saved from our sins! How? By saying "no" to disobeying Him and trusting in Jesus as our Savior. When we do, God will forgive our sins and we can enjoy wonderful, special closeness with Him now. And one day, we will get to live with Him forever. How wonderful that will be!

That's why Paul and Barnabas went to Lystra. They wanted the people of Lystra to hear the good news of Jesus and come to know God. And did you know, that's why I'm here teaching you today. I want YOU to know this good news and come to know God, too.

*Close in prayer.*

**Closing ACTS Prayer**


- A** We praise you, God, that You show us what You are like! We look all around us at the wonderful things You have made and we see how wonderful You are!
- C** God, when we look at all the things You have made, we know that You are the great, One, True God. We know that we should obey You, but many times we don't. Please forgive us through Jesus.
- T** Thank you for wanting us to know You. Thank You for all the beautiful things that You have made and all that they tell us about You!
- S** Work deep inside our hearts, so we can know more and more of You! Help us to think about You and know what You are like as we look at everything You've made. Help us to turn away from disobeying You and trust in Jesus as our Savior.

In Jesus' name we pray, Amen.

***Go to Lesson Plan, p.9 for the script to the rest of the lesson.***



# How can I know what God is like?



**ANSWER:**

## He shows me what He's like!

VISUAL  
AID

#1

take out



of BQB

# The Big Question

*Hold up the Big Question sign for all the children to see, and say:*

The Big Question we are investigating today is  
Big Question Number 1:

**How Can I Know What God Is Like?**  
and the Answer is:  
**He Shows Me What He's Like!**

**Meaning:**  
"God made us. He wants us to know what He is like so we can know Him, love Him, and praise Him."

God shows us what He is like by the heart He gave us to know and love Him; through all of His creations we see around us; through His Word, the Bible; and most of all, through His very own Son, Jesus Christ."

Let's sing our Big Question Song: "

## Big Q & A I Song




*DDDESV Songs 1, track 12*

*(adapted version of "This is the Way We Wash Our Clothes")*

How can I know what God is like,  
God is like, God is like?  
How can I know what God is like?  
He shows me what He's like!



# BIG QUESTION 1: Four ways God shows us what He's like



Visual  
Aid

#2



of BQB

## This Unit's Bible Truths

"God shows me what He's like" is a good beginning, but there's so more to learn. So it's time for us to dig down even deeper for more answers to our Big Question about God. We're going to be learning **FOUR** Bible truths that all tell us something about how God shows us what He's like.

Who would like to hand me the picture with our four Bible truths on it? It's in the Big Question Box/Briefcase? "*Choose a child to get it out and hand it to you, then hold it up and show them the pictures with the four truths they will be learning.*"

*After everyone has had a good look, say...*

"Ok, we've learned one way God shows us what He's like already. It's this one: God shows me what He's like through the heart He gave me to know and love Him (point to pictures as you identify each Bible Truth).. Now let's look at our Bible Truth Clue and see if we can figure out which of these four truths we will be learning about today. Who would like to get it out of the Big Question Briefcase for me?"

*Choose a child to open the briefcase, take out the Bible Truth Clue and hand it to you.*

## CAN YOU GUESS BIBLE TRUTH 2?

# How Can I Know What God Is Like?

## He Shows Me What He's Like...

### in ???? I see all around me!

HINT: What did God make that we see around us?



ANSWER: in EVERYTHING I see all around me!

# Revealing the Bible Truth We Are Learning

*Hold up the front side for the children to see. Cover up the answer, written along the bottom, and say:*

**“How Do I Know What God Is Like?  
He Shows Me What He’s Like...  
in ???? everything I see all around me!**

We’re missing one word. Here’s the hint to what the missing word is. It says: “What did God make that we see all around us?”

Can you guess? It’s everything!

So the Bible Truth we are learning today is:

*(uncover answer from bottom of sign, show it to them and say:)*

**“How Do I Know What God Is Like?  
He Shows Me What He’s Like...  
in EVERYTHING I see all around me!”**

And here what this Bible Truth means:

*(read the meaning off of the back of the sign, say:)*

God made everything. When we look at all the wonderful things He’s made, God shows us what He is like. I look at the mountains that God made, and I can see that God must be very powerful. I look at the big sky full of stars twinkling far away, and I know God must be very great. I look at the beautiful flowers He made, and I know God must love beautiful things. I look at a mother gently taking care of her children, and I see a little bit of God’s love and tenderness. Everything that God made tells me about Him.



"The heavens declare the glory of God, and the sky above proclaims his handiwork. Day to day pours out speech, and night to night reveals knowledge. There is no speech, nor are there words, whose voice is not heard. Their voice goes out through all the earth, and their words to the end of the world." Psalm 19:1-4

DDD 1.2 Bible Verse Picture—front



## Bible Truth 2 Bible Verse

*Remove the Bible Verse Picture from the "Bible" folder and hold it up for all the children to see, then say:*

Psalms 19:1-4 tells us:

### **Psalms 19:1-4, ESV**

"The heavens declare the glory of God, and the sky above proclaims his handiwork. Day to day pours out speech, and night to night reveals knowledge. There is no speech, nor are there words, whose voice is not heard. Their voice goes out through all the earth, and their words to the end of the world."

**Learn a Little:** "The heavens declare the glory of God."

### **What does that mean?**

We look up at the heavens (the sky) and what do we see? Millions of stars twinkling softly above us at night; and, the glorious sun shining down on us all day long.

God made these great stars! God made this wonderful sun! They are the work of His hands; that is, He created them. Their brightness reminds us of how great and wonderful God is to make such great and wonderful things.

Every day and night, the sun, moon and stars tell us about God. They don't speak to us with a voice with words like you and I use. God didn't give them that gift. But they do tell us about Him. God made them so great and beautiful that everyone in the whole world can look up and be reminded of Him--the great and beautiful God who made them, and us, and all of the good things in the world around us.

"We've said our Bible verse, now let's sing it!"

"We've said our Bible verse, now let's sing it!"

## The Heavens Declare:

### **Psalms 19:1-4**

*DDD ESV Songs 1, track 24*

The heavens declare the glory of God,  
The sky proclaims His handiwork.  
Day to day pours out speech,  
Night to night reveals knowledge,  
There is no speech who's voice is not heard,  
Their words go out to the end of the earth.  
The heavens declare the glory of God,  
The sky proclaims His handiwork.  
Psalm Nineteen: one through four.

"Now it's time to do a bit more deep down investigating. Let's hear what Detective Dan wants us to help him figure out. Would someone like to get it out for me?"

take out



of BQB

Place in



Visual



# Detective Dan's Listening Assignment #1



# Detective Dan's

## Listening Assignment #1



Hi, Deep Down Detectives!

I'm working on a brand-new case called:

"The Case of the Whispering World."

I need to find out:

1. Who is the great Creator that the world whispers to us about?

AND

2. Who did Paul tell about this great Creator? What did he hope they would do?

Can you help me? Listen carefully to the story and you might just hear the answers!

Thanks!

Detective Dan

**Then say,** "Ok, Deep Down Detectives! Put on your best listening ears and see if you can find the answers to Detective Dan's questions. When I finish telling the story, we will see if we can answer all of his questions."

*Read the Bible Truth story, putting up the storyboard pictures as you tell it.*

*At the end of the story, repeat the questions and lead the children in answering them. Present the gospel and close in prayer.*

*\*Answers to assignment questions, the gospel and ACTS prayer are also included at the end of the story text.\**

Answers:

**1. Who is the great Creator that the world whispers to us about?** The LORD, the one, true God.

**2. Who did Paul tell about this great Creator? What did he hope they would do?** Paul told the people of Lystra about Him. He hoped that they would turn away from their sins and trust in Jesus as their Savior.

**For You and Me:**

Like the people of Lystra, we can look around us and see what God is like. How good He has been to us! How many ways He has cared for us and given us good things to enjoy. Best of all, He's told us the good news of Jesus. Like the people of Lystra, He wants us to turn away from our sins and trust in Jesus as our Savior. Then we can be His people who know Him and His wonderful love for us!





# Detective Dan's Listening Assignment #2



# Detective Dan's

## Listening Assignment #2



Hi, Deep Down Detectives!

I'm still working on the case called:

"The Case of the Whispering World."

Our Bible verse is Psalm 19:1-4, ESV:

"The heavens declare the glory of God, and the sky above proclaims his handiwork. Day to day pours out speech, and night to night reveals knowledge. There is no speech, nor are there words, whose voice is not heard. Their voice goes out through all the earth, and their words to the end of the world."

I need to find out:

1. Who did Paul want to learn about God by looking at the sky and everything else God had made?

AND

2. What did he want those people to know and do?

Can you help me? Listen carefully to the story and you might just hear the answers!

Thanks for your help!

Detective Dan

**Then say,** "Ok, Deep Down Detectives! Put on your best listening ears and see if you can find the answers to Detective Dan's questions. When I finish telling the story, we will see if we can answer all of his questions."

*Read the Bible Truth story, putting up the storyboard pictures as you tell it. At the end of the story, repeat the questions and lead the children in answering them. Present the gospel and close in prayer.*

\*Answers to assignment questions, the gospel and ACTS prayer are also included at the end of the story text.\*

Answers:

**Our Bible Verse is: Psalm 19:1-4:**

"The heavens declare the glory of God, and the sky above proclaims his handiwork. Day to day pours out speech, and night to night reveals knowledge. There is no speech, nor are there words, whose voice is not heard. Their voice goes out through all the earth, and their words to the end of the world."

**1. Who did Paul want to learn about God by looking at the sky and everything else that God had made?** The people of Lystra.

**2. What did he want those people to know and do?** Paul wanted them to turn away from their sins and trust in Jesus as their Savior so they could be saved and be God's dearly loved people forever.

**For You and Me:**

Like the people of Lystra, the best thing we can do is to turn away from our sins and trust in Jesus as our Savior. Then we can be His people who know Him and His wonderful love for us!



take out



of BQB

Visual Aid



# Detective Dan's Listening Assignment #3



# Detective Dan's

## Listening Assignment #3



Hi, Deep Down Detectives!

I'm still working on the case called:

"The Case of the Whispering World."

I found **SIX** clues, but **TWO** of them are **NOT** in the story.

**They are: some enemies; a lame man; a hat; food; birds; and an umbrella.**

*Hold up each of the six pictures for the children to see as you identify them. Better yet, put them up on your flannelgraph board, off to one side.*

I need to know:

1. Which four belong in the story and which two don't?
2. Who confessed their sins to God? What happened?

Can you help me? Listen carefully to the story and you might just hear the answers!

Thanks!

Detective Dan

**Then say,** "Ok, Deep Down Detectives! Put on your best listening ears and see if you can find the answers to Detective Dan's questions. When I finish telling the story, we will see if we can answer all of his questions."

*Read the Bible Truth story, putting up the storyboard pictures as you tell it. At the end of the story, repeat the questions and lead the children in answering them. Present the gospel and close in prayer.*

*\*Answers to assignment questions, the gospel and ACTS prayer are also included at the end of the story text.\**

Answers:

**1. Which four belong in the story and which two don't?** The enemies, lame man, food and birds belong in the story. The hat and umbrella do not.

**2. Who confessed their sins to God? What happened?** The lame man and others in Lystra confessed their sins to God and trusted in Jesus as their Savior. God forgave their sins and made them His special people forever. How happy they were to get to know and love God!


**For You and Me:**

We, too, have sinned against God. There are many things we can confess to Him and ask for His forgiveness. We, too, can turn away from our sins and trust in Jesus as our Savior. He loves to hear and answer prayers like these! He wants us to forgive us and make us His special people!

## A Lame Man



## Some Enemies





DDD 1.2 Lesson 3 Listening Assignment Clue Picture 2 for kids



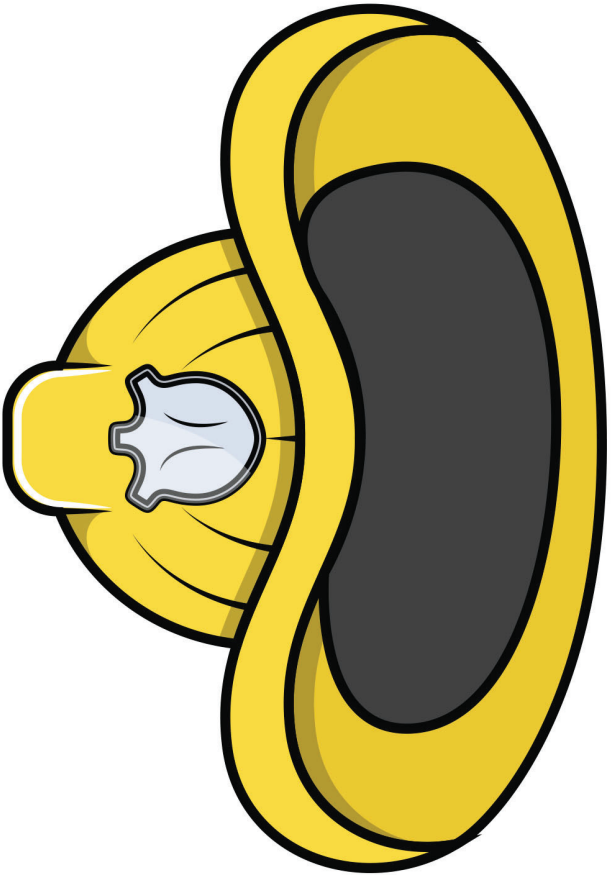
DDD 1.2 Lesson 3 Listening Assignment Clue Picture1 for kids



Food



A Hat



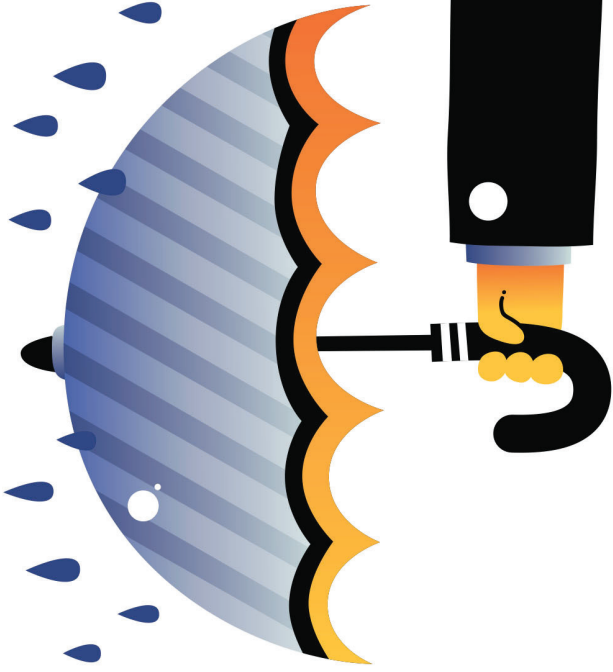


DDD 1.2 Lesson 3 Listening Assignment Clue Picture3 for kids



DDD 1.2 Lesson 3 Listening Assignment Clue Picture 4 for kids

# An Umbrella



# Birds





DDD 1.2 Lesson 3 Listening Assignment Clue Picture 5 for kids



DDD 1.2 Lesson 3 Listening Assignment Clue Picture 6 for kids



## The Case of the Whispering World Acts 14



### Detective Dan's Listening Assignment #1

1. Who is the great Creator that the world whispers to us about?

2. Who did Paul tell about this great Creator? What did he hope they would do?



### Detective Dan's Listening Assignment #2

**Psalms 19:1-4, ESV:**

"The heavens declare the glory of God, and the sky above proclaims his handiwork. Day to day pours out speech, and night to night reveals knowledge. There is no speech, nor are there words, whose voice is not heard. Their voice goes out through all the earth, and their words to the end of the world."

1. Who did Paul want to learn about God by looking at the sky and everything else that God had made?

2. What did he want those people to know and do?

(more listening and discussion questions are included in the curriculum at [praisefactory.org](http://praisefactory.org))

**I. Paul and Barnabas walked from town to town, telling everyone the good news of Jesus.**

**One day, they came to a town called Lystra. No one in Lystra knew about Jesus. They worshipped fake gods. Many people gathered as Paul and Barnabas told them about the Savior Jesus.**



1. Paul and Barnabas walked from town to town, telling everyone the good news of Jesus. One day, they came to a town called Lystra. No one in Lystra knew about Jesus. They worshipped fake gods. Many people gathered as Paul and Barnabas told them about the Savior Jesus.

**2. One man who listened to Paul and Barnabas lay on a mat. He was born with legs that didn't work (he was lame).**

**His legs didn't work, but his ears did! As he heard the good news of Jesus, the Holy Spirit worked in his heart and he believed! Paul and Barnabas were so excited!**





2. One man who listened to Paul and Barnabas lay on a mat. He was born with legs that didn't work (he was lame). His legs didn't work, but his ears did! As he heard the good news of Jesus, the Holy Spirit worked in his heart and he believed! Paul and Barnabas were so excited!

**3. Then God used Paul to give the lame man another gift: the gift of walking!**

**“In the name of Jesus, stand up and walk!” Paul told the man.**

**The man believed in Jesus and obeyed Paul. He sprang up and walked!**



3. Then God used Paul to give the lame man another gift: the gift of walking!


“In the name of Jesus, stand up and walk!” Paul told the man.

The man believed in Jesus and obeyed Paul. He sprang up and walked!

**4. The crowd was amazed, but they didn't understand. They thought Paul and Barnabas healed the man, not Jesus. They thought Paul and Barnabas were really Zeus and Hermes, two of their fake gods, dressed up as men.**

**"Let's have a worship party for these two gods!" the people said. They made leafy crowns and brought fat bulls to give as worship gifts.**





4. The crowd was amazed, but they didn't understand. They thought Paul and Barnabas healed the man, not Jesus. They thought Paul and Barnabas were really Zeus and Hermes, two of their fake gods, dressed up as men. "Let's have a worship party for these two gods!" the people said. They made leafy crowns and brought fat bulls to give as worship gifts.

**5. “Stop! Don’t worship us!” Paul said. “Worship the one, true God.”**

**“Look around you at all He’s made: the earth and sky, the rain that grows your food, and even the joy in your hearts. We have come to tell you about His Son, Jesus. God sent Him to save you from your sins. Worship Him, not us!” Paul told them.**



5. "Stop! Don't worship us!" Paul said. "Worship the one, true God. Look around you at all He's made: the earth and sky, the rain that grows your food, and even the joy in your hearts. We have come to tell you about His Son, Jesus. God sent Him to save you from your sins. Worship Him, not us!" Paul told them.

**6. Just then, some enemies from another town joined the crowd. They hated Paul and Jesus. They made up lies about Paul and Jesus.**

**Soon, the whole crowd was angry. They threw stones at Paul until he fell over. They dragged him out of the city. They thought he was dead.**





6. Just then, some enemies from another town joined the crowd. They hated Paul and Jesus. They made up lies about Paul and Jesus. Soon, the whole crowd was angry. They threw stones at Paul until he fell over. They dragged him out of the city. They thought he was dead.

**7. Not everyone hated Paul and Jesus. Some, like the healed, lame man, believed God's message about Jesus. They cared about Paul.**

**Paul's enemies thought he was dead, but he was not! Paul's friends carried him home.**




7. Not everyone hated Paul and Jesus. Some, like the healed, lame man, believed God's message about Jesus. They cared about Paul. Paul's enemies thought he was dead, but he was not! Paul's friends carried him home.

**8. These friends cared for Paul and Barnabas all night.**

**In the morning, they said goodbye and sent them on their way. Paul and Barnabas were off to tell more people, in more places, about Jesus.**

**How Paul must have hurt as he limped along! But Paul wasn't just hurting. He was happy, too. Now there was a new, little group of believers in Lystra who could tell others the good news of Jesus!**






8. These friends cared for Paul and Barnabas all night. In the morning, they said goodbye and sent them on their way. Paul and Barnabas were off to tell more people, in more places, about Jesus. How Paul must have hurt as he limped along! But Paul wasn't just hurting. He was happy, too. Now there was a new, little group of believers in Lystra who could tell others the good news of Jesus!

DDD 1.2 Story

## SOLVED




### Detective Dan's Listening Assignment #1

1. Who is the great Creator that the world whispers to us about?  
The LORD, the one, true God.

2. Who did Paul tell about this great Creator? What did he hope they would do?  
Paul told the people of Lystra about Him. He hoped that they would turn away from their sins and trust in Jesus as their Savior.

For You and Me:  
Like the people of Lystra, we can look around us and learn about the LORD, the one, true God who made everything. We can see how good and great He is.

And, like the people of Lystra, the best thing we can do to know God is to turn away from our sins and trust in Jesus as our Savior. This is how we can become God's people. This is how we can know God and His wonderful love for us!



### Detective Dan's Listening Assignment #2

Psalms 19:1-4, ESV:

"The heavens declare the glory of God, and the sky above proclaims his handiwork. Day to day pours out speech, and night to night reveals knowledge. There is no speech, nor are there words, whose voice is not heard. Their voice goes out through all the earth, and their words to the end of the world."

1. Who did Paul want to learn about God by looking at the sky and everything else that God had made? The people of Lystra.

2. What did he want those people to know and do?  
Paul wanted them to turn away from their sins and trust in Jesus as their Savior, so they could be saved and could be God's dearly-loved people forever.

For You and Me:

Like the people of Lystra, we can look around us and see what God is like. How good He has been to us! How many ways He has cared for us and given us good things to enjoy. Best of all, God has told us the good news of Jesus. Like the people of Lystra, He wants us to turn away from our sins and trust in Jesus as our Savior. Then we can be His people who know Him and His wonderful love for us.

DDD 1.2 Story



How Can I Know What God Is Like?  
He Shows Me What He's Like...  
in everything I see all around me!

# The Gospel



All around us, we see the good things God made. They tell us about Him. They remind us that He is our Maker and the King of the whole world. We should worship and obey Him. Sadly, we have each chosen to live life our own way, instead. We deserve His punishment because of this. How terrible!

But God is so kind to us! He has made a way for us to be saved from our sins and to become His people! How? By sending Jesus to live a perfect life, then give it as the full payment for the sins of God's people. Jesus did this as He suffered and died on the cross. Jesus died, but He didn't stay that way. On Day Three, He rose from the grave. Jesus had beaten sin and death for God's people.

We can become God's people, if we turn away from our sins and trust in Jesus as our Savior. If we do, God will forgive our sins, and we can enjoy wonderful, special closeness with Him in our hearts, now. And one day, we will get to live with Him forever. How wonderful that will be! Ask God to help you trust in Jesus. He loves to answer this prayer!



DDD 1.2 Story

# A Prayer

A We praise you, God, that You show us what You are like! We look all around us at the wonderful things You have made and we see how wonderful You are!

C God, when we look at all the things You have made, we know that You are the great, One, True God. We know that we should obey You, but many times we don't. Please forgive us through Jesus. We need a Savior!

T Thank you for wanting us to know You. Thank You for all the beautiful things that You have made and all they tell us about You!

S Work deep inside our hearts, so we can know more and more of You! Help us to think about You and know what You are like, as we look at everything You have made. Help us to turn away from disobeying You and trust in Jesus as our Savior.

In Jesus' name we pray. Amen.



DDD 1.2 Story



# **DEEP DOWN DETECTIVES**



**Visual Aids**

**Unit 1,**

**Bible Truth 3**

## About the Deep Down Detectives Visual Aids

### How Are They Used?



The Deep Down Detectives Visual Aids book is a companion resource to be used alongside the Deep Down Detectives Core Curriculum book for each unit. These colorful pictures are used in presenting the key concepts; telling the Bible stories; and, in playing the Bible Story Review games.

### What Do They Include?



**There are four different resources included in this book:**

- 1. Key Concept Visual Aids**-- colorful signs of the Big Question and Answer, the Bible Truth, the Bible verse, and the Listening Assignments to use with the 3 lessons for each Bible Truth.
- 2. The Story Scenes, themselves.** Notice that each scene is numbered and that there is a brief summary of the story that corresponds to the picture. You can actually just tell the story in a simple way by using only the text at the bottom of each Story Scene.
- 3. Directions** for making the Deep Down Detectives "Bible" Folder and the **back/front images** to paste in place when making it. (Larger back/front images are found online with the curriculum.)
- 4. Directions** for how to make a homemade flannelgraph storyboard and sturdy Story Scene pictures are found in the back of this book.

### Ready, Set, Rip It Out!



This book is meant to be ripped up and made into your visual aids. The key concept signs can be cut out and laminated or slipped into sheet protectors. The Story Scenes can be put in sheet protectors or laminated, too.

### Store It!



Deep Down Detectives is a curriculum that can be used over and over. Store your visual aids and storyboard pictures after using them and they will serve you for many years. We store ours in manilla envelopes and then put them (along with all the rest of the curriculum) in magazine files, labelled by Bible Truth. If you have multiple classes using the curriculum, store each set of resources in separate manilla envelopes. This will make prep much simpler, second time around.

### Replacement Story Scene Pictures



You can always purchase this book again or simply go online and print out any scenes that go missing.

### Other Options



You can also choose to tell the story in a more traditional flannelgraph way by using your own flannelgraph figures or by purchasing/free downloading the Storyboard Pictures (large and small format size available). This is more complex and requires more preparation, but some love it. And, it does allow for kids to interact more by helping to place pictures up on the board as you tell the story.

**UNIT 1: The God Who Reveals Himself**

**Unit Big Question (and Answer):** “How Can I Know What God Is Like? He Shows Me What He’s Like!”

**Unit Bible Verse:** “For behold, He who formed the mountains, creates the winds, and declares to man what is His thought. The LORD, the God of hosts, is His name.” Amos 4:13 ESV

**Bible Truth 3 Concept: God Shows Me What He’s Like...in the Bible, the perfect Word of God!**

The Bible is God’s Word. God used many people to write down His Word just right. The Bible is filled with stories about God, His plans, and the wonderful things He has done for us. When we read the Bible, God shows us what He is like and fills our hearts with truth about Him. We see how great God is, how good God is, and how wonderful is His love for people like you and me!

**Bible Truth 3 Bible Verse: Psalm 119:18,72-73**

“Open my eyes, that I may behold wondrous things out of your law... The law of your mouth is better to me than thousands of gold and silver pieces. Your hands have made and fashioned me; give me understanding that I may learn your commandments.”

**Learn a Little:** “Open my eyes, that I may behold wondrous things out of your law.”

**Meaning:**

These Bible verses are a prayer for God to work in our hearts and minds when we hear His Word, the Bible. We need God’s help to understand His Word and to obey it. God loves to answer prayers like these. Ask Him! He can help you, too!

**Bible Truth 3 ACTS Prayer**

- A** We praise You, God, that You show us what You are like! We praise you for being the Giver of Your Word, the Bible.
- C** God, You show us in the Bible who You are and how You want us to live, but many times we don’t act like we want to know You. Many times we don’t obey Your good ways. We need a Savior!
- T** Thank You for wanting us to know You. Thank You for giving us the Bible to know You and Your good ways better.
- S** Work deep inside our hearts, so we can know more and more of You! Help us to know what You are like when we hear Your Word, the Bible. Help us to turn away from disobeying You and trust in Jesus as our Savior. In Jesus’ name we pray. Amen.

**Bible Truth 3 Story****The Case of the Word on Wheels**

*Acts 8*

**Songs Used in Bible Truth 3**

---

Big Q & A 1 Song

Big Question 1 Song

Big Question 1 Bible Verse Song: The LORD Declares Amos 4:13, ESV

*Extra Big Question 1 Bible Verse Song: He Who Declares His Thought Amos 4:13, ESV*

*Extra Big Question 1 Bible Verse Song: He Who Forms the Mountain Amos 4:13, ESV*

*Extra Big Question 1 (Unit) Bible Verse Song: Behold Amos 4:13, ESV*

*Extra Big Question 1 (Unit) Bible Verse Song: For Behold Amos 4:13, ESV*

Big Question 1 Hymn: Joyful, Joyful, We Adore Thee

Big Question 1 Praise Song: Oh! Oh! Oh! How Good is the Lord

Bible Truth 3 Bible Verse Song: Open My Eyes Psalm 119:18,72-73, ESV

listen to or download songs for free at <https://praisefactory.org>: Deep Down Detectives Music page

For complete lesson plan, many activities, and take-home sheets, see the Core Curriculum book for this unit. This is available through Amazon as hard copies, or free downloads through the [praisefactory.org](https://praisefactory.org) website.



**The Case of the Words on Wheels**

Acts 8

**Story-telling Tips**

Ahead of time:

1. Read the Bible verses and story. Pray!
2. Choose story action cues and/or prepare Story Scenes, if using. (Included in the Visual Aids books)
3. Practice telling story with the Story Scenes, timing your presentation. Shorten, if necessary.

During your presentation:

1. Maintain as much eye contact as possible as you tell the story.
2. Put up Story Scenes/add story action cues as you tell the story. Allow the children to help you put them on the board, if desired.
3. Include the children in your story with a few questions about what they think will happen or words/concepts that might be new to them.

**INTRODUCTION/ LISTENING ASSIGNMENTS**

**“Our story is called: The Case of the Words on Wheels. Here is your listening assignment...”** *Read from Detective Dan’s Listening Assignment signs, but questions are summarized below:*

**Detective Dan’s Lesson #1 Listening Assignment:**

I need to find out:

- 1. Who was on wheels?**
- 2. Whose word was he reading? What happened when he read it?**

**Detective Dan’s Lesson #2 Listening Assignment:****Our Bible Verse is Psalm 119:18,72-73, ESV**

“Open my eyes, that I may behold wondrous things out of your law... The law of your mouth is better to me than thousands of gold and silver pieces. Your hands have made and fashioned me; give me understanding that I may learn your commandments.”

I need to find out:

- 1. This Bible verse is a prayer for God to help us understand His Word. Who wanted to understand God’s Word in our story?**
- 2. Who helped him understand God’s Word? What happened?**

**Detective Dan’s Lesson #3 Listening Assignment:**

I found six clues, but only 4 of them are in the story.

They are: a stream; a chariot; a truck; a dusty road; a dog; and a scroll of God’s Word.

*Hold up each of them for the children to see as you identify them.*

I need to figure out:

- 1. Which four belong in the story and which two don’t?**
- 2. Who confessed his sins and asked Jesus to be his Savior? How did God answer his prayers?**

**Read the assignment questions, THEN SAY,**

“Ok, Deep Down Detectives! Put on your best listening ears and see if you can hear the answers to Detective Dan’s questions. When I finish telling the story, we will see if we can answer all the questions.”

*Read the Bible Truth story, answer questions, present the gospel and lead in prayer.**Listening Assignments answers; the gospel; and, an ACTS prayer are included with the story text at the end.*

**The Case of the Word on Wheels** *Acts 8*

---

*Story with lines separating paragraphs (text in bold, optional interaction cues in italics)*

---

**God used many godly people to write down His words in the Bible.**

**He had them write down prayers to Him and songs to Him. He had them write down stories of the great things He's done in this world; and, His plans and promises yet to come. But the very best thing God gave godly people to write down in the Bible was how He loved much He loved the sinful people of this world and promised to send His very own Son to be their Savior.**

---

*Can you tell me the name of God's Son? It's Jesus!*

**Yes, God promised to send His Son, Jesus to save us from our sins. He would do for us what we could never do for ourselves! Jesus would come to earth. He would live a perfect life--one that never, ever disobeyed God. Then Jesus would give up that beautiful, perfect life as He suffered and died on the cross. His life would be the complete payment for the sins of all who would ever turn away from their sins and put their trust in Him as their Savior. Then on the third day, Jesus would rise up from the dead, showing that He had really beaten sin and death!**

**This would be how we could become God's dearly loved people. This would be how we could know special closeness with God in our hearts. And this would be how, after we die, we could get to live with God forever. These were the amazing promises that God made to ALL who would ever turn from their sins and trust in Jesus as their Savior.**

**What great news this was! And it was news that everyone needed to hear. And that's why God had godly people write it down in His Word, the Bible. So that people, in every place and from every time, might be able to hear it, and read it, and believe it. God wanted them to become His people!**

---

**Philip was a man who heard and read God's promises in the Bible. He believed that Jesus was the Savior God had promised to send.**

**Philip had been one of Jesus' closest friends--one of His twelve disciples. For three years Philip had listened to Jesus teach and had watched the amazing things Jesus did. Philip had been there on that sad, sad day when Jesus suffered and died on the cross. And he had been there on that happy, happy, third day, when Jesus rose from the dead in victory over sin and death!**

**Jesus showed Philip and the other disciples how God had answered all His promises to send a Savior through His life and death. They called this "the gospel"--a Bible word meaning good news...because of course that is exactly what this was--- the best "good news" ever! Jesus had made the way to bring us to God!**

---

**But Jesus coming was just the first part of God's plan. There was much more to come, and God would use Philip and the other disciples to carry it out.**

*What do you think God might have planned for Philip and the others do next?*

*Story with lines separating paragraphs (text in bold, optional interaction cues in italics)*

---

**There was only one thing to do with this good news--tell it! Now it was time to spread it, far and wide! "Go into all the world and tell them the gospel! Teach them about Me! Show them how to live for Me!" Jesus told the disciples. So that's just what they did.**

**Some of the disciples stayed right there in Jerusalem and kept telling the gospel to the people who lived there. But many others went to faraway places to share the good news of Jesus. Philip was one of these. He went to a faraway place called Samaria.**

**One day, God sent an angel to give Philip a special job: "Philip," the angel said, "The Lord wants you to walk down the old road that goes to Gaza."**

**Hmmm... this was a bit odd. Almost no one took that old road anymore. They take the new road to Gaza instead. Philip didn't know why God wanted him to go down that road, but he did it anyway. He got up and started walking down that hot, dusty, lonely, old road.**

*Can you pretend to walk down a long, hot, dusty road?*

---

**It didn't take long for Philip to know why God sent him there. Up in the distance, Philip saw a cloud of dust. A chariot pulled by beautiful horses was rumbling down that old Gaza road.**

*What do beautiful, prancing horses look like?*

---

**And who should be riding in that chariot? It was none other than the Treasurer of Ethiopia (a country in Africa). This man had the job of taking care of Queen Candace's money. I bet that was a lot of money!**

---

**What a very important man this Treasurer was! He had been travelled all the way to Jerusalem to worship at God's worship house, the Temple. Now he was headed back home to Africa.**

**As his servant drove the chariot and horses, the Treasurer sat reading from a big, fat scroll of rolled up paper. It was a book. (That's how long books were written back then.) It was part of God's Word, the Bible. And I bet you can guess what God wanted Philip to do next? Can you?**

*What do you think God wanted Philip to do?*

---

**The Holy Spirit spoke to Philip and said, "Run up to that chariot." So Philip did.**

**When Philip got right next to the chariot, he could hear what the man was reading.**

*Can you guess who Philip heard that man reading about?*

---

**It was some of those promises God had godly people write down in the Bible about Jesus! Now Philip knew why God had sent him down that lonely road. It was to tell this man about Jesus!**

---

**"Sir, do you understand what you are reading from the Bible?" Philip asked him.**

**"No, I don't! Do you? Will you sit up here with me in my chariot and help me?" the Treasurer asked Philip. "Yes, of course," Philip happily agreed.**

**So Philip climbed up into the chariot and sat down next to the man and away they rode.**

---

*Story with lines separating paragraphs (text in bold, optional interaction cues in italics)*

---

**Philip explained many of the promises about Jesus in God's Word, starting with the very one he had been reading. And what do you think happened as that man listened to Philip?**

*Who do you think started working in that man's heart as he listened?*

**The Holy Spirit worked in the man's heart as he listened to Philip!**

**He heard the good news about Jesus and he believed. "I believe in Jesus. I want to turn away from my sins. I want Him to be my Savior. I want Him to take away the punishment for my sins," he told Philip.**

**Right then and there, God changed that man's life. His sins were forgiven and the Holy Spirit filled his heart with special closeness with God. Philip and the man were both very happy.**

---

**The chariot bumped along as Philip and the man talked. Past dry, scruffy bushes. Past hot rocks and wriggly lizards. Past little hills with brown grasses until at last they came to some water.**

**Suddenly, the Treasurer yelled out! "Stop this chariot! NOW!!!!!!!" The servant obeyed, but what was going on?**

*Why do you think the Treasurer wanted to stop by the river?*

---

**The servant stopped the chariot. Perhaps he thought his master wanted a drink of water for his dry mouth; or, to cool off his hot face in the refreshing water. But no! There was something else this man wanted to do with that water.**

*Can you guess what he wanted to do?*

**The Treasurer wanted to be baptized!**

**That's what people were supposed to do to show that they were choosing to live a new life of trusting in Jesus and living for Him. So that's exactly what this man wanted to do!**

---

**Turning to Philip, the man asked, "Here is water. Is there any reason why I can't be baptized? I believe in Jesus. I want to love God and obey His Word the rest of my life!"**

**Philip agreed. They both climbed down from the chariot and waded into the water.**

**Philip baptized the man by dipping him down into the water, then raising him back up again.**

**The man got back in the chariot and went rejoicing on his way down that bumpy, dusty road towards his home in Africa. And why shouldn't he be rejoicing? He knew the promises of God's Word and understood what they meant. He believed in Jesus and had become one of God's people. He would always be God's forever.**

**He could go back to Africa and tell others about God's promises, too. Now that is a lot to be happy about!**



**Cracking the Case:** (story wrap-up for Listening Assignments)

It's time to see how we did with our Listening Assignment.

**Detective Dan's Lesson 1 Listening Assignment:**

**1. Who was on wheels?** The African man.

**2. Whose word was he reading? What happened when he read it?** He was reading God's Word, the Bible. He didn't understand who the promises were about until God sent Philip to help him understand. The Holy Spirit worked in his heart and he was saved.

**For You and Me:**

Like the African man, God has given us His Word, the Bible. We can read it and learn about God's promises about Jesus in it. We can ask our teachers and our parents to help us understand what we hear. We can ask God to send His Holy Spirit to work in our hearts and help us to trust in Jesus as our Savior.

**Detective Dan's Lesson 2 Listening Assignment:**  
**Our Bible Verse is Psalm 119:18,72-73, ESV**

"Open my eyes, that I may behold wondrous things out of your law... The law of your mouth is better to me than thousands of gold and silver pieces. Your hands have made and fashioned me; give me understanding that I may learn your commandments."

**I need to find out:**

**1. This Bible verse is a prayer for God to help us understand His Word. Who wanted to understand God's Word in our story?** The African man.

**2. Who helped him understand God's Word? What happened?** Philip and God's Holy Spirit. Philip helped the man understand that these promises were about Jesus. The Holy Spirit worked in his heart and helped him trust in Jesus as his Savior.

**For You and Me:**

God wants us to understand His Word, too. He wants us to see how Jesus came and made all these promises come true. We can ask God to help us to understand His Word; and, help us to trust in Jesus as our Savior, too.

**Detective Dan's Lesson 3 Listening Assignment:**

Our six clues were: a stream; a chariot; a truck; a dusty road; a dog; and a scroll of God's Word.

**1. Which four belong in our story?**

The stream; the chariot; the dusty road; and the scroll.

**2. Who confessed his sins and asked Jesus to be his Savior? How did God answer his prayers?**

The African man confessed his sins and asked Jesus to be his Savior. God forgave his sins and made him one of His dearly loved people!

**For You and Me:**

Like the African man, we can confess our sins to God. We can trust in Jesus as our Savior. We can be one of God's dearly loved people. God loves to help us do this! Ask Him!

**The Gospel** (story wrap-up if NOT using Listening Assignments)**Our Bible Truth is:****How Can I Know What God Is Like?****He Shows Me What He's Like...****in the Bible, the perfect Word of God!**

The man from Africa was so excited to hear about Jesus from God's Word, the Bible! He rejoiced to hear that God promises to save all who say "no" to disobeying Him and trust in Jesus as their Savior. The man from Africa did this. We can do this, too! When we do, God will forgive our sins and we can enjoy wonderful, special closeness with God now and forever.

*Close in prayer.*


**Closing ACTS Prayer**

- A** We praise You, God, that You show us what You are like! We praise you for being the Giver of Your Word, the Bible.
- C** God, You show us in the Bible who You are and how You want us to live, but many times we don't act like we want to know You. Many times we don't obey Your good ways. We need a Savior!
- T** Thank You for wanting us to know You. Thank You for giving us the Bible to know You and Your good ways better.
- S** Work deep inside our hearts, so we can know more and more of You! Help us to know what You are like when we hear Your Word, the Bible. Help us to turn away from disobeying You and trust in Jesus as our Savior.  
In Jesus' name we pray. Amen.

***Go to Lesson Plan, p.9 for the script to the rest of the lesson.***



# How can I know what God is like?



**ANSWER:**

## He shows me what He's like!

VISUAL  
AID

#1

take out



of BQB

# The Big Question

*Hold up the Big Question sign for all the children to see, and say:*

The Big Question we are investigating today is  
Big Question Number 1:

**How Can I Know What God Is Like?**  
and the Answer is:  
**He Shows Me What He's Like!**

**Meaning:**  
"God made us. He wants us to know what He is like so we can know Him, love Him, and praise Him."

God shows us what He is like by the heart He gave us to know and love Him; through all of His creations we see around us; through His Word, the Bible; and most of all, through His very own Son, Jesus Christ."

Let's sing our Big Question Song: "

## Big Q & A I Song




*DDDESV Songs 1, track 12*

*(adapted version of "This is the Way We Wash Our Clothes")*

How can I know what God is like,  
God is like, God is like?  
How can I know what God is like?  
He shows me what He's like!



# BIG QUESTION 1: Four ways God shows us what He's like



Visual  
Aid



#2  
of BQB

## This Unit's Bible Truths

"God shows me what He's like" is a good beginning, but there's so more to learn. So it's time for us to dig down even deeper for more answers to our Big Question about God. We're going to be learning **FOUR** Bible truths that all tell us something about how God shows us what He's like.

Who would like to hand me the picture with our four Bible truths on it? It's in the Big Question Box/Briefcase?" *Choose a child to get it out and hand it to you, then hold it up and show them the pictures with the four truths they will be learning.*

*After everyone has had a good look, say...*

"Ok, we've learned two ways God shows us what He's like already. They are: God shows me what He's like through the heart He gave me to know and love Him; God shows me what He's like in everything I see all around me (point to pictures as you identify each Bible Truth).


Now let's look at our Bible Truth Clue and see if we can figure out which of these four truths we will be learning about today. Who would like to get it out of the Big Question Briefcase for me?"

*Choose a child to open the briefcase, take out the Bible Truth Clue and hand it to you.*

CAN YOU GUESS BIBLE TRUTH 3?

How Can I Know What God Is Like?  
He Shows Me What He's Like...  
in the ???,  
the perfect Word of God!

HINT: What's the name of the  
book that is God's Word?



ANSWER:  
in the BIBLE, the perfect Word of God!

# Revealing the Bible Truth We Are Learning

*Hold up the front side for the children to see. Cover up the answer, written along the bottom, and say:*

**"How Do I Know What God Is Like?  
He Shows Me What He's Like...  
in the ????, the perfect Word of God!"**

We're missing one word. Here's the hint to what the missing word is. It says: "What is the name of the book that is God's Word?"

Can you guess? It's the Bible!

So the Bible Truth we are learning today is:

*(uncover answer from bottom of sign, show it to them and say:)*

**"How Do I Know What God Is Like?  
He Shows Me What He's Like...  
in the BIBLE, the perfect Word of God."**

And here what this Bible Truth means:

*(read the meaning off of the back of the sign, say:)*

The Bible is God's Word. God used many people to write down His Word just right. The Bible is filled with stories about God, His plans, and the wonderful things He has done for us. When we read the Bible, God shows us what He is like and fills our hearts with truth about Him. We see how great God is, how good God is, and how wonderful is His love for people like you and me!



"Open my eyes, that I may behold wondrous things out of your law... The law of your mouth is better to me than thousands of gold and silver pieces. Your hands have made and fashioned me; give me understanding that I may learn your commandments." --- Psalm 119:18,72-73, ESV



## Bible Truth 3 Bible Verse

*Remove the Bible Verse Picture from the "Bible" folder and hold it up for all the children to see, then say:*

Psalm 119:18,72-73 tells us:

### **Psalm 119:18,72-73, ESV**

"Open my eyes, that I may behold wondrous things out of your law... The law of your mouth is better to me than thousands of gold and silver pieces. Your hands have made and fashioned me; give me understanding that I may learn your commandments."

**Learn a Little:** "Open my eyes, that I may behold wondrous things out of your law."

### **What does that mean?**

These Bible verses are a prayer for God to work in our hearts and minds when we hear His Word, the Bible. We need God's help to understand His Word and to obey it. God loves to answer prayers like these. Ask Him! He can help you, too!

"Now it's time to do a bit more deep down investigating. Let's hear what Detective Dan wants us to help him figure out. Would someone like to get it out for me?"

We've said our Bible verse, now let's sing it!

"We've said our Bible verse, now let's sing it!"

## **Open My Eyes:**

### **Psalm 119: 18,72-73**

*DDD ESV Songs 1, track 26*

Open my eyes that I may behold,  
Wondrous things out of your law.  
Open my eyes that I may behold,  
Wondrous things out of your law.

The law of your mouth is better to me,  
Than thousands of pieces of silver and gold.  
Your hands they made me and fashioned me.  
Give me understanding,  
That I may learn your commandments.

Open my eyes that I may behold,  
Wondrous things out of your law.  
Open my eyes that I may behold,  
Wondrous things out of your law.

Psalm One-nineteen, eighteen,  
seventy two and three.

"Now it's time to do a bit more deep down investigating. Let's hear what Detective Dan wants us to help him figure out. Would someone like to get it out for me?"

take out



of BQB

Place in



Visual Aid



# Detective Dan's Listening Assignment #1



# Detective Dan's Listening Assignment #1



Hi, Deep Down Detectives!

I'm working on a brand-new case called:

"The Case of the Word on Wheels."

I need to find out:

1. Who was on wheels?

AND

2. Whose word was he reading? What happened when he read it?

Can you help me? Listen carefully to the story and you might just hear the answers!

Thanks!

Detective Dan

***Then say,*** "Ok, Deep Down Detectives! Put on your best listening ears and see if you can find the answers to Detective Dan's questions. When I finish telling the story, we will see if we can answer all of his questions."

*Read the Bible Truth story, putting up the storyboard pictures as you tell it.*

*At the end of the story, repeat the questions and lead the children in answering them. Present the gospel and close in prayer.*

\*Answers to assignment questions, the gospel and ACTS prayer are also included at the end of the story text.\*

Answers:


**1. Who was on wheels?** The African man.

**2. Whose word was he reading? What happened when he read it?** He was reading God's Word, the Bible. He didn't understand who the promises were about until God sent Philip to help him understand. The Holy Spirit worked in his heart and he was saved.

**For You and Me:**

Like the African man, God has given us His Word, the Bible. We can read it and learn about God's promises about Jesus in it. We can ask our teachers and our parents to help us understand what we hear. We can ask God to send His Holy Spirit to work in our hearts and help us to trust in Jesus as our Savior.





# Detective Dan's Listening Assignment #2



# Detective Dan's Listening Assignment #2



Hi, Deep Down Detectives!

I'm still working on the case called:

"The Case of the Word on Wheels."

Our Bible verse is Psalm 119:18, 72-73, ESV:

"Open my eyes, that I may behold wondrous things out of your law... The law of your mouth is better to me than thousands of gold and silver pieces. Your hands have made and fashioned me; give me understanding that I may learn your commandments."

I need to find out:

1. This Bible verse is a prayer for God to help us understand His Word. Who wanted to understand God's Word in our story?

AND

2. Who helped him understand God's Word? What happened?

Can you help me? Listen carefully to the story and you might just hear the answers!

Thanks for your help!

**Then say,** "Ok, Deep Down Detectives! Put on your best listening ears and see if you can find the answers to Detective Dan's questions. When I finish telling the story, we will see if we can answer all of his questions."

*Read the Bible Truth story, putting up the storyboard pictures as you tell it. At the end of the story, repeat the questions and lead the children in answering them. Present the gospel and close in prayer.*

\*Answers to assignment questions, the gospel and ACTS prayer are also included at the end of the story text.\*

Answers:

**Our Bible Verse is: Psalm 119:18, 72-73, ESV:**

"Open my eyes, that I may behold wondrous things out of your law... The law of your mouth is better to me than thousands of gold and silver pieces. Your hands have made and fashioned me; give me understanding that I may learn your commandments."

I need to find out:

1. This Bible verse is a prayer for God to help us understand His Word.

Who wanted to understand God's Word in our story? The African man.

2. Who helped him understand God's Word? What happened? Philip and God's Holy Spirit. Philip helped the man understand that these promises were about Jesus. The Holy Spirit worked in his heart and helped him trust in Jesus as his Savior.

**For You and Me:**

God wants us to understand His Word, too. He wants us to see how Jesus came and made all these promises come true. We can ask God to help us to understand His Word; and, help us to trust in Jesus as our Savior, too.



take out



of BQB

Visual  
Aid



# Detective Dan's Listening Assignment #3



# Detective Dan's

## Listening Assignment #3



Hi, Deep Down Detectives!  
I'm still working on the case called:  
"The Case of the Word on Wheels."

I found SIX clues, but TWO of them are NOT in the story.  
They are: a stream; a chariot; a truck; a dusty road;  
a dog; and a scroll of God's Word.

*Hold up each of the six pictures for the children to see as you identify them. Better yet, put them up on your flannelgraph board, off to one side.*

**I need to know:**

1. Which FOUR pictures belong in the story and which TWO do NOT?
2. Who confessed his sins and asked Jesus to be his Savior? How did God answer his prayers?

Can you help me? Listen carefully to the story and you might just hear the answers!

Thanks!

Detective Dan

**Then say,** "Ok, Deep Down Detectives! Put on your best listening ears and see if you can find the answers to Detective Dan's questions. When I finish telling the story, we will see if we can answer all of his questions."

*Read the Bible Truth story, putting up the storyboard pictures as you tell it. At the end of the story, repeat the questions and lead the children in answering them. Present the gospel and close in prayer.*

*\*Answers to assignment questions, the gospel and ACTS prayer are also included at the end of the story text.\**

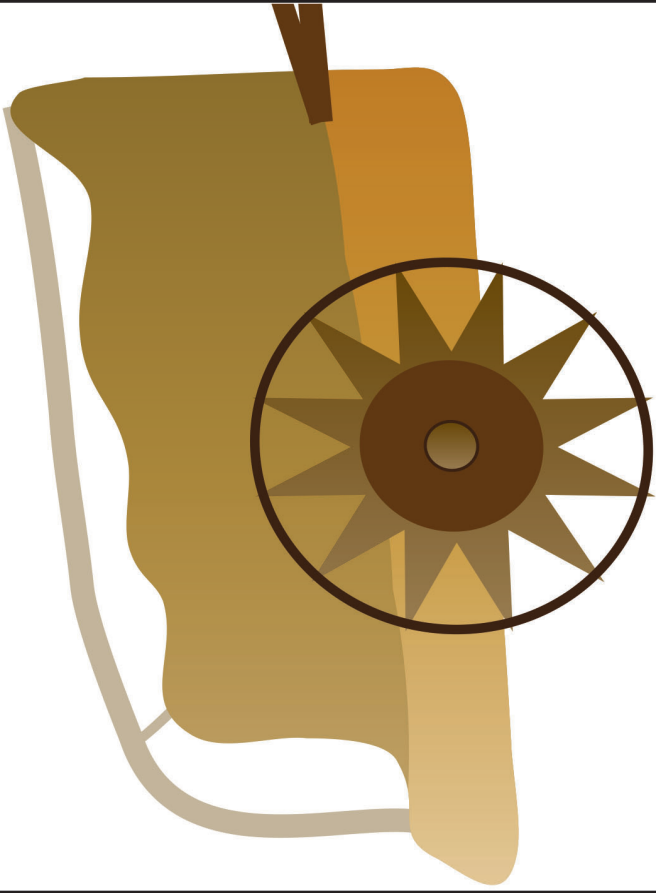
Answers:

1. **Which four belong in our story?**  
The stream; the chariot; the dusty road; and the scroll.
2. **Who confessed his sins and asked Jesus to be his Savior? How did God answer his prayers?** The African man confessed his sins and asked Jesus to be his Savior. God forgave his sins and made him one of His dearly loved people!


**For You and Me:**

Like the African man, we can confess our sins to God. We can trust in Jesus as our Savior. We can be one of God's dearly loved people. God loves to help us do this! Ask Him!

## A Chariot



## A Stream






DDD 1.3 Lesson 3 Listening Assignment Clue Picture1 for kids




DDD 1.3 Lesson 3 Listening Assignment Clue Picture 2 for kids

## A Dusty Road



## A Truck








DDD 1.3 Lesson 3 Listening Assignment Clue Picture3 for kids



DDD 1.3 Lesson 3 Listening Assignment Clue Picture 4 for kids



A Scroll (of God's Word)



A Dog



DDD 1.3 Lesson 3 Listening Assignment Clue Picture 5 for kids



DDD 1.3 Lesson 3 Listening Assignment Clue Picture 6 for kids

## The Case of the Word on Wheels Acts 8



### Detective Dan's Listening Assignment #1

1. Who was on wheels?
2. Whose word was he reading? What happened when he read it?



### Detective Dan's Listening Assignment #2

Psalms 119:18, 72-73, ESV

"Open my eyes, that I may behold  
wondrous things out of your law."

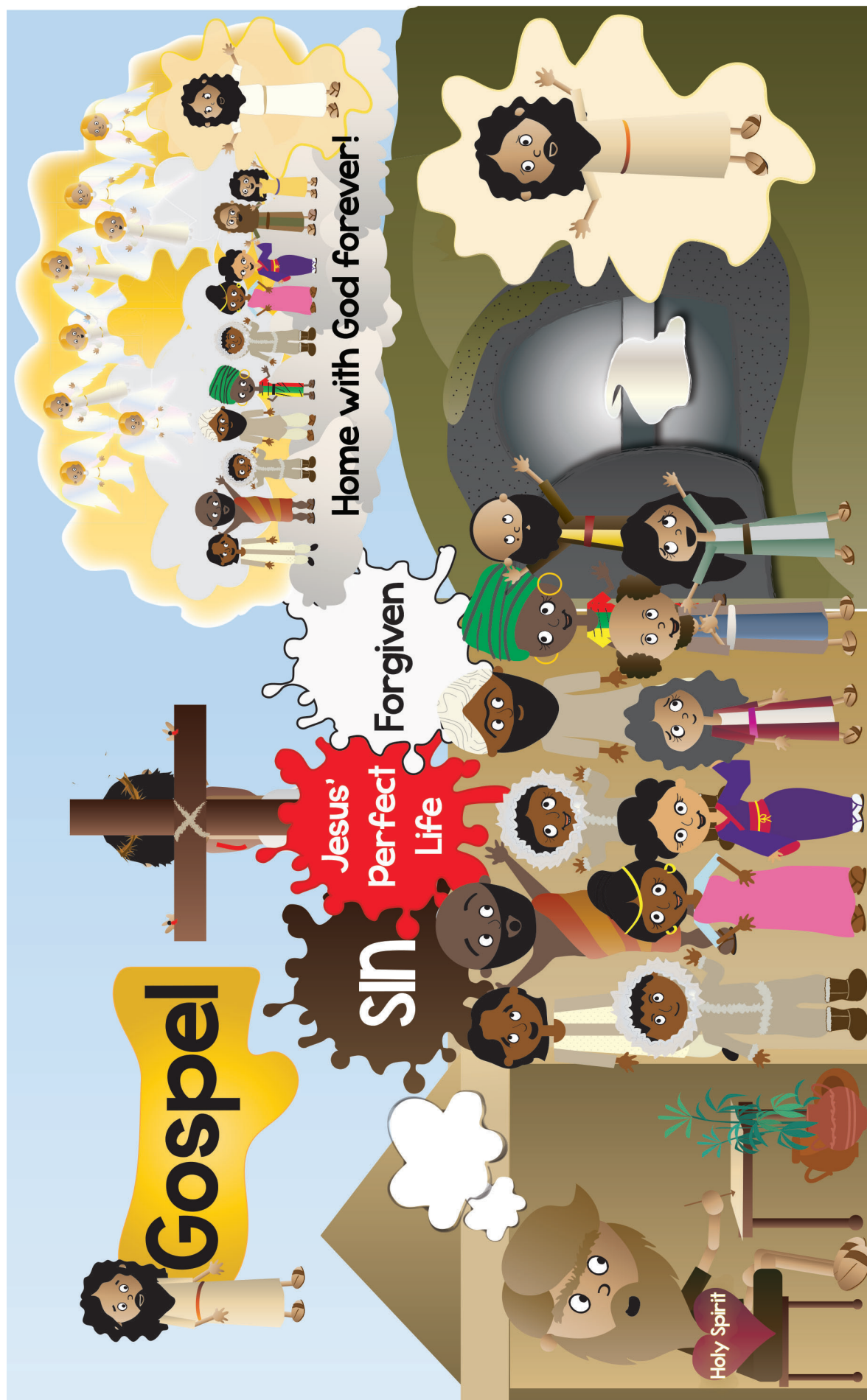
1. This Bible verse is a prayer for God to help us understand His Word. Who wanted to understand God's Word in our story?
2. Who helped him understand God's Word? What happened?

(more listening and discussion  
questions are included in the  
curriculum at [praisefactory.org](http://praisefactory.org))



**I. God used many godly people to write down His words in the Bible. They wrote down the great things God did for His people. They wrote down His plans and promises, too.**

**Best of all, they wrote down the gospel: the good news that Jesus came to pay for God's people's sins, so they could know God in their hearts now, and one day, go to live with Him in heaven forever.**



**I. I. God used many godly people to write down His words in the Bible. They wrote down the great things God did for His people. They wrote down His plans and promises, too. Best of all, they wrote down the gospel: the good news that Jesus came to pay for God's people's sins, so they could know God in their hearts now, and one day, go to live with Him in heaven forever.**

**2. Philip read God's promises in the Bible. He was one of Jesus' twelve, closest friends.**

**For three years, Philip listened to Jesus teach from the Bible and watched the amazing things He did. Philip saw Jesus die on the cross, then rise from the dead in victory.**

**Philip put his trust in Jesus. He believed that Jesus was God's Son, the Savior God promised to send to save His people.**



2. Philip read God's promises in the Bible. He was one of Jesus' twelve, closest friends. For three years, Philip listened to Jesus teach from the Bible and watched the amazing things He did. Philip saw Jesus die on the cross, then rise from the dead in victory. Philip put his trust in Jesus. He believed that Jesus was God's Son, the Savior God promised to send to save His people.



**3. It had been God's good plan to send Jesus to be the Savior. Now it was time to share the good news with everyone.**

**"Go into all the world and tell everyone what I've done," Jesus said.  
"Teach them how they can become God's people," He told Philip and the others.**

**So, that's what they did. They started by telling the good news of Jesus in Jerusalem, but they didn't stop there.**



3. It had been God's good plan to send Jesus to be the Savior. Now it was time to share the good news with everyone. "Go into all the world and tell everyone what I've done," Jesus said. "Teach them how they can become God's people." He told Philip and the others. So, that's what they did. They started by telling the good news of Jesus in Jerusalem, but they didn't stop there.

**4. Soon, many went to faraway places to share the gospel. Philip went to land called Samaria.**



4. Soon, many went to faraway places to share the gospel. Philip went to land called Samaria.



**5. One day, God sent an angel to give Philip a special job. “Philip, the Lord wants you to walk down the old road to Gaza.”**

**That was strange! Almost no one took that old road anymore; but, Philip obeyed God.**

**Soon, Philip saw a chariot with an important man in it: the Treasurer of Ethiopia. (He took care of all the money for Queen Candace.) And he was reading the Bible!**



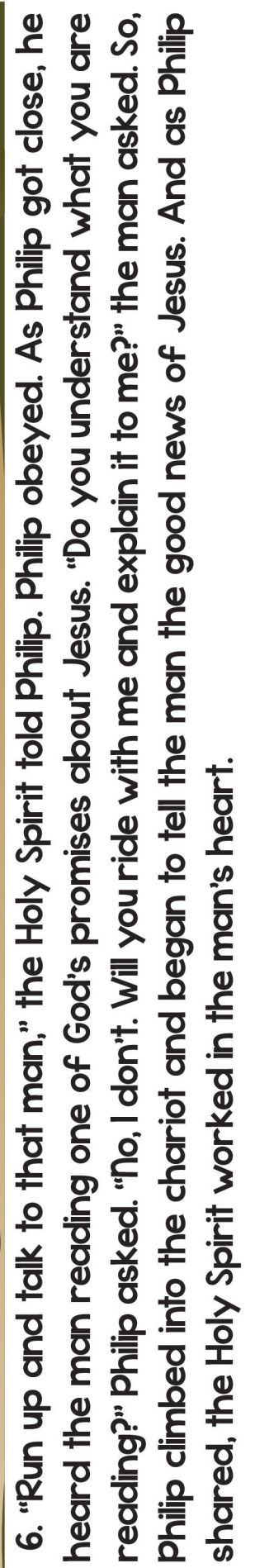
5. One day, God sent an angel to give Philip a special job. "Philip, the Lord wants you to walk down the old road to Gaza." That was strange! Almost no one took that old road anymore; but, Philip obeyed God. Soon, Philip saw a chariot with an important man in it: the Treasurer of Ethiopia. (He took care of all the money for Queen Candace.) And he was reading the Bible!

**6. “Run up and talk to that man,” the Holy Spirit told Philip. Philip obeyed. As Philip got close, he heard the man reading one of God’s promises about Jesus.**

**“Do you understand what you are reading?” Philip asked.**

**“No, I don’t. Will you ride with me and explain it to me?” the man asked.**

**So, Philip climbed into the chariot and began to tell the man the good news of Jesus. And as Philip shared, the Holy Spirit worked in the man’s heart.**





**7. The man heard the good news of Jesus, and he believed!**

**Right then and there, God changed that man's life. His sins were forgiven and the Holy Spirit filled his heart.**

**"Stop the chariot!" the man said as they passed a stream. "Here's water. Please baptize me! I choose to live a new life for God," the man said.**

**Philip and the man waded into the water and Philip baptized him.**



7. The man heard the good news of Jesus, and he believed! Right then and there, God changed that man's life. His sins were forgiven and the Holy Spirit filled his heart. "Stop the chariot!" the man said as they passed a stream. "Here's water. Please baptize me! I choose to live a new life for God," the man said. Philip and the man waded into the water and Philip baptized him.

**8. The Ethiopian man went rejoicing on his way in his chariot.**

**He knew the promises of God's Word and what they meant. He believed in Jesus and had become one of God's people. Now, he could go home to Africa and share the good news of Jesus with others there!**






8. The Ethiopian man went rejoicing on his way in his chariot. He knew the promises of God's Word and what they meant. He believed in Jesus and had become one of God's people. Now he could go home to Africa and share the good news of Jesus with others there!



DDD 1.3 Story

## The Case of the Word on Wheels Acts 8

# SOLVED



### Detective Dan's Listening Assignment #1

1. Who was on wheels?  
The African man.

2. Whose word was he reading? What happened when he read it?  
He was reading God's Word, the Bible. He didn't understand who the promises were about until God sent Philip to help him understand. The Holy Spirit worked in his heart and he was saved.

For You and Me:  
Like the African man, God has given us His Word, the Bible. We can read it and learn about God's promises about Jesus in it. We can ask our teachers and our parents to help us understand what we hear. We can ask God to send His Holy Spirit to work in our hearts and help us to trust in Jesus as our Savior.



### Detective Dan's Listening Assignment #2

Psalms 119:18, ESV

"Open my eyes, that I may behold wondrous things out of your law."

1. This Bible verse is a prayer for God to help us understand His Word. Who wanted to understand God's Word in our story?  
The African man.

2. Who helped him understand God's Word? What happened?  
Philip and God's Holy Spirit. Philip helped the man understand that these promises were about Jesus. The Holy Spirit worked in his heart and helped him trust in Jesus as his Savior.

For You and Me:  
God wants us to understand His Word, too. He wants us to see how Jesus came and made all these promises come true. We can ask God to help us to understand His Word; and, help us to trust in Jesus as our Savior, too.

DDD 1.3 Story

How Can I Know What God Is Like?  
He Shows Me What He's Like...  
in the Bible, the perfect Word of God!


# The Gospel

The man from Africa was so excited to hear about Jesus from God's Word, the Bible! He rejoiced to hear that God sent His Son, Jesus, to live a perfect life, and offer it as the full payment for the sins of God's people. Jesus did this as He suffered and died on the cross. On Day Three, Jesus rose from the dead, proving He had really beaten sin and death for God's people.

The African man turned away from his sins and trusted in Jesus as his Savior that day. He became one of God's people. This is how we can become one of God's people, too. And if we do, God will forgive our sins and we can know God in our hearts now. And one day, we will go to live with Him in heaven forever.

That will be best of all! Ask God to help you trust in Jesus.

He loves to do this.





DDD 1.3 Story

# A Prayer

A We praise You, God, that You show us what You are like! We praise you for being the Giver of Your Word, the Bible.

C God, You show us in the Bible who You are and how You want us to live, but many times we don't act like we want to know You. Many times we don't obey Your good ways. We need a Savior!

T Thank You for wanting us to know You. Thank You for giving us the Bible to know You and Your good ways better.

S Work deep inside our hearts, so we can know more and more of You! Help us to know what You are like when we hear Your Word, the Bible. Help us to turn away from disobeying You and trust in Jesus as our Savior.

In Jesus' name we pray. Amen.



### DDD 1.3 Story

# **DEEP DOWN DETECTIVES**



**Visual Aids**

**Unit 1,**

**Bible Truth 4**



## About the Deep Down Detectives Visual Aids

### How Are They Used?



The Deep Down Detectives Visual Aids book is a companion resource to be used alongside the Deep Down Detectives Core Curriculum book for each unit. These colorful pictures are used in presenting the key concepts; telling the Bible stories; and, in playing the Bible Story Review games.


### What Do They Include?



**There are four different resources included in this book:**

- 1. Key Concept Visual Aids**-- colorful signs of the Big Question and Answer, the Bible Truth, the Bible verse, and the Listening Assignments to use with the 3 lessons for each Bible Truth.
- 2. The Story Scenes, themselves.** Notice that each scene is numbered and that there is a brief summary of the story that corresponds to the picture. You can actually just tell the story in a simple way by using only the text at the bottom of each Story Scene.
- 3. Directions** for making the Deep Down Detectives "Bible" Folder and the **back/front images** to paste in place when making it. (Larger back/front images are found online with the curriculum.)
- 4. Directions** for how to make a homemade flannelgraph storyboard and sturdy Story Scene pictures are found in the back of this book.

### Ready, Set, Rip It Out!



This book is meant to be ripped up and made into your visual aids. The key concept signs can be cut out and laminated or slipped into sheet protectors. The Story Scenes can be put in sheet protectors or laminated, too.

### Store It!



Deep Down Detectives is a curriculum that can be used over and over. Store your visual aids and storyboard pictures after using them and they will serve you for many years. We store ours in manilla envelopes and then put them (along with all the rest of the curriculum) in magazine files, labelled by Bible Truth. If you have multiple classes using the curriculum, store each set of resources in separate manilla envelopes. This will make prep much simpler, second time around.

### Replacement Story Scene Pictures



You can always purchase this book again or simply go online and print out any scenes that go missing.

### Other Options



You can also choose to tell the story in a more traditional flannelgraph way by using your own flannelgraph figures or by purchasing/free downloading the Storyboard Pictures (large and small format size available). This is more complex and requires more preparation, but some love it. And, it does allow for kids to interact more by helping to place pictures up on the board as you tell the story.

**UNIT 1: The God Who Reveals Himself**

**Unit Big Question (and Answer):** “How Can I Know What God Is Like? He Shows Me What He’s Like!”

**Unit Bible Verse:** “For behold, He who formed the mountains, creates the winds, and declares to man what is His thought. The LORD, the God of hosts, is His name.” Amos 4:13 ESV

**Bible Truth 4 Concept: God Shows Me What He’s Like...through His very own Son, Jesus Christ!**

When Jesus came to earth, He showed us what God is like. Jesus never, ever disobeyed God. He showed that God is perfectly good. Jesus always told people what was true and right. He showed that God is perfectly wise. He could heal people and calm big storms with just His word. He showed us that God is all-powerful. Jesus suffered and died on the cross for the sins of God’s people. He showed that God hates sin, but is full of love and mercy. Jesus shows us what God is like more than anything else because Jesus is God.

**Bible Truth 4 Bible Verse: John 14:9**

“Whoever has seen me has seen the Father.”

**Learn a Little:** “Whoever has seen me has seen the Father.”

**Meaning:**

When Jesus lived on earth, people were amazed at everything He said and did. Jesus explained why: it was because He was God’s Son who had come down from heaven to save us and bring us to God. When people listened to Jesus teach, they were listening to God teach. When they watched Jesus do amazing things, they were watching God do these amazing things. Jesus was showing them what God, His Father in heaven, was like. When we hear the stories of Jesus in the Bible, we can know more of what God is like, too!

**Bible Truth 4 ACTS Prayer**

- A** We praise you, God, that You show us what You are like! We praise You, Jesus, for coming to earth to show us what God is like: so good, so powerful, so loving, so perfect!
- C** God, when we think about Jesus we know that You want us to live like He did; but, we do not. We disobey You and do things our own way, instead of Your good way. Please forgive us through Jesus.
- T** Thank You for wanting us to know You. Thank You for giving us Jesus so we can know what You are like. Thank You for sending Him to save all who turn to You for forgiveness and trust in Him as their Savior.
- S** Work deep inside our hearts, so we can know more and more of You! Help us to know what You are like when we read about Jesus in the Bible. Help us to turn away from disobeying You and trust in Jesus as our Savior. In Jesus’ name we pray. Amen.

**Bible Truth 4 Story****The Case of the One-of-a-Kind Man**

*Matthew 8:23-27; Mark 4:35-41; Luke 8:22-25*

**Songs Used in Bible Truth 4**

---

Big Q & A 1 Song

Big Question 1 Song

Big Question 1 Bible Verse Song: The LORD Declares Amos 4:13, ESV

*Extra Big Question 1 (Unit) Bible Verse Song: He Who Declares His Thought Amos 4:13, ESV*

*Extra Big Question 1 (Unit) Bible Verse Song: He Who Forms the Mountain Amos 4:13, ESV*

*Extra Big Question 1 (Unit) Bible Verse Song: Behold Amos 4:13, ESV*

*Extra Big Question 1 (Unit) Bible Verse Song: For Behold Amos 4:13, ESV*

Big Question 1 Hymn: Joyful, Joyful, We Adore Thee

Big Question 1 Praise Song: Oh! Oh! Oh! How Good is the Lord

Bible Truth 4 Bible Verse Song: Anyone Who's Seen Me John 14:9, ESV

*Bible Truth 4 Extra Bible Verse Song: The Son is the Radiance Hebrews 1:3, ESV*

listen to or download songs for free at <https://praisefactory.org>: Deep Down Detectives Music page

For complete lesson plan, many activities, and take-home sheets, see the Core Curriculum book for this unit. This is available through Amazon as hard copies, or free downloads through the [praisefactory.org](https://praisefactory.org) website.

**The Case of the One-of-the-Kind Man***Matthew 8:23-27; Mark 4:35-41; Luke 8:2-25***Story-telling Tips**

Ahead of time:

1. Read the Bible verses and story. Pray!
2. Choose story action cues and/or prepare Story Scenes, if using. (Included in the Visual Aids books)
3. Practice telling story with the Story Scenes, timing your presentation. Shorten, if necessary.

During your presentation:

1. Maintain as much eye contact as possible as you tell the story.
2. Put up Story Scenes/add story action cues as you tell the story. Allow the children to help you put them on the board, if desired.
3. Include the children in your story with a few questions about what they think will happen or words/concepts that might be new to them.

**INTRODUCTION/ LISTENING ASSIGNMENTS**

**"Our story is called: The Case of the One-of-the-Kind Man. Here is your listening assignment..."** *Read from Detective Dan's Listening Assignment signs, but questions are summarized below:*

**Detective Dan's Lesson #1 Listening Assignment:**

I need to find out:

- 1. Who was the One-of-a-Kind man?**
- 2. What made Him so different from everyone else?**

**Detective Dan's Lesson #2 Listening Assignment:****Our Bible Verse is John 14:9, ESV:***"Whoever has seen me has seen the Father."*

I need to find out:

- 1. The Father is a special name for God. Who did people see who showed them what God the Father is like?**
- 2. Why did this One-of-a-Kind man show them so much about what God the Father is like?**

**Detective Dan's Lesson #3 Listening Assignment:**

I found six clues, but only 4 of them are in the story.

They are: a boat; a lifesaver; a fish; the wind; some people; and, some waves.

*Hold up each of them for the children to see as you identify them.*

I need to figure out:

- 1. Which four belong in our story?**
- 2. What amazing thing did Jesus do to the waves and the winds with just His words? Who is the only Person who can do things like this?**

**Read the assignment questions, THEN SAY,**

*"Ok, Deep Down Detectives! Put on your best listening ears and see if you can hear the answers to Detective Dan's questions. When I finish telling the story, we will see if we can answer all the questions."*

*Read the Bible Truth story, answer questions, present the gospel and lead in prayer.**Listening Assignments answers; the gospel; and, an ACTS prayer are included with the story text at the end.*



**The Case of the One-of-a-Kind Man** *Matthew 8:23-27; Mark 4:35-41; Luke 8:22-25*

*Story with lines separating paragraphs (text in bold, optional interaction cues in italics)*

---

**Jesus went to the big, beautiful Sea of Galilee. Jesus' disciples and many other people followed Him. They wanted to hear what Jesus had to tell them about God.**

**Step, step, into a bouncy boat Jesus went. He pushed it out from shore a little ways, then sat down. From the boat, Jesus would talk to everyone on the beach so they could see Him and hear Him.**

---

**All day long, the people listened to what Jesus had to say. They listened to Him as the sun started up in the sky in the morning. They listened to Him as the sun was hot and shone straight down on their heads. And they listened as the sun dipped down to the west at the end of the day.**

*Does all day seem like a very long time to be still and listen? Do you have a hard time being still and listening?*

---

**All day is a VERY long time to be still and listen; but, Jesus was worth it! Jesus was a One-of-a-Kind Man. Jesus was perfect! He never did anything wrong. And... He wasn't just a man. He was God's Son!**

**No one had ever talked about God the way Jesus did. And no one had ever done all the amazing things that Jesus did--like heal the sick, bring dead people back to life, and even forgive people's sins! Everything He did, and said, and even thought was good, and perfect, just like God, His Father. So when Jesus talked about God, the people couldn't wait to hear. They were happy to stay still on that beach all day, listening to Jesus. Oh, how they wanted to know God!**

---

**When evening came, Jesus said to His disciples: "Let's sail to the other side of the lake."**

**The disciples climbed in the boat with Jesus. They pulled on the ropes to raise the sails. Other people got in their own boats and went with them.**

**The sweet wind blew in the sails and the men took up the oars and rowed and rowed. Off the boats sailed over the gentle little waves of the Sea of Galilee.**

**I think those men were happy to row after being still and listening on that beach all day. I would be, wouldn't you? It would feel good to DO something.**

*What do you like to do after sitting still for a long time?*

---

**Yes, those men may have been happy for some work, but not Jesus. He was so tired! He couldn't keep His eyes open. He had been teaching all those people about God all day long. It was hard work!**

**So Jesus did what any of us would do if we had worked so hard and were so tired.**

*Can you guess what it was?*

**He slept!**

*Story with lines separating paragraphs (text in bold, optional interaction cues in italics)*

---

**Yes, Jesus lay down on a cushion in the back of the boat. The wind cooled his head, the waves rocked his body. Jesus closed his eyes and fell fast asleep. Ahhh!**

**But suddenly, that calm, peaceful evening changed--and changed very, very quickly. Down from the hills, a big, powerful wind began to blow. Whoosh it went across the lake and tossed up the water. The little waves which had been so gentle and soothing, grew bigger and bigger and stronger and stronger!**

**Crash, crash! The waves slapped the sides of the boats, tossing them up and down...and side to side. Whoosh! Whoosh! The wind grew even stronger! Crash! Crash! The waves grew even bigger. Now the waves weren't just hitting the sides of the boats...they were splashing INTO the boats. If this storm kept up, the boats would sink and everyone would drown! Everyone was so scared!**

*Have you ever been in a big storm? Were you scared?*

---

**Well, that's not quite right. Not EVERYONE was scared. There was one man in the boat with the disciples, in the middle of those big winds that went WHOOSH and those big waves that went CRASH... and He wasn't scared at all. It was that One-of-a-Kind Man, Jesus. What do you think He was doing?**

*Can you guess?*

---

**Jesus just kept on sleeping right through that big storm! He wasn't worried at all. He knew that God, His Father would take care of them. Jesus knew that even this storm was a part of His good and perfect plan to show His disciples and the others out in the storm that He was God's Son. Jesus kept right on sleeping, even as the storm kept right on raging.**

**And what did the disciples do? They kept right on panicking! Their boat was filling up with water. There was no way to dump it out fast enough. It was sinking lower and lower and lower into the water. Soon the boat would sink and they would drown out in those big waves! Help!!!!**

*What would you do, if you were in that storm?*

---

**The disciples scrambled their way to the back of that bouncing boat to where Jesus lay asleep and shouted, "Wake up! Wake up! Teacher, we're going to die in this storm! Don't You care?! Save us! Save us! (SB26) Do something!"**

**Jesus wasn't sleeping now. He woke up and came to their rescue. And what a rescue it would be! The kind of rescue that only the One-of-a-Kind Man could do.**

**Jesus stood up on His feet in that wobbly, bouncy boat and yelled out in a big voice. "Peace! Be still!" He said to the wild, whoshing wind. "Peace! Be still!" He said to the crushing, crashing waves.**

**And do you know what happened?**

*Can you guess?*

*Story with lines separating paragraphs (text in bold, optional interaction cues in italics)*

---

**The wind stopped its wild whooshing. And the waves stopped their crushing, crashing. And everything became as quiet and as still as they could be.**

**Jesus' disciples looked at each other, amazed at what they had seen Jesus do. They were afraid, too.**

**"Who is this Jesus that He can tell the wind and waves what to do and they obey Him!?" they asked each other. What makes Him such a One-of-a-Kind man?**

**But even as they asked the question, they knew the answer.**

*Do you know the answer?*

---

**Only God could tell the wind and waves what to do. Jesus wasn't just a man like them. He was a One-of-a-Kind Man. He was God's Son, sent to show the world what God is like and sent to be their Savior. God was using this windstorm to help Jesus' disciples begin to understand exactly who Jesus really was and put their trust in Him.**

**Cracking the Case:** (story wrap-up for Listening Assignments)

It's time to see how we did with our Listening Assignment.

**Detective Dan's Lesson 1 Listening Assignment:**

**1. Who was the One-of-a-Kind man?** Jesus.

**2. What made Him so different from everyone else?**

Jesus was the only man who never disobeyed God. And Jesus was not just a man. He was the Son of God, too.

**For You and Me:**

Jesus shows us what God is like most of all because He is God's Son. There is no one like Him! And what did Jesus come to do? He came to save sinners from their sins and bring them to God. He saves all who turn away from their sins and trust in Jesus as their Savior. He can save us, too. We, too, can be God's people!

**Detective Dan's Lesson 2 Listening Assignment:**

**Our Bible Verse is: John 14:9, ESV**

"Whoever has seen me has seen the Father."

**1. The Father is a special name for God. Who did people see who showed them what God the Father is like?** Jesus.

**2. Why did this One-of-a-Kind man show them so much about what God the Father is like?** Because Jesus is God! Yes, Jesus is God's Only Son.

**For You and Me:**

How amazing that God would send His only Son to show us what He's like... and to do even more than that! God sent Jesus to bring us to God--that is, to save us from our sins. Jesus did this when He suffered and died on the cross. He saves all who turn away from their sins and trust in Jesus as their Savior. He can save us, too. We, too, can be God's people!

**Detective Dan's Lesson 3 Listening Assignment:**

Our six clues were: a boat; a lifesaver; a fish; the wind; some people; and, some waves.

**1. Which four belong in our story?**

The boat; the wind; some people; and some waves.

**2. What amazing thing did Jesus do to the waves and the winds with just His words? Who is the only Person who can do things like this?**

He calmed them with just His word. Only God can!

**For You and Me:**

Jesus showed the disciples that He was God's Son by calming the wind and waves with just His word. How powerful was Jesus! Why? Because Jesus is God! How even more powerful Jesus was when He beat sin and death. He suffered and died on the cross for the sins of all who would ever turn away from their sins and trust in Him as their Savior! He rose from the dead on the third day! How powerful is the Son of God! We should praise Him and put our trust in Him as our mighty Savior!

**The Gospel** (story wrap-up if NOT using Listening Assignments)**Our Bible Truth is:**

**How Can I Know What God Is Like?**

**He Shows Me What He's Like...**

**through His very own Son, Jesus Christ!**

Jesus showed God's mighty power when He calmed the storm with just His words! But Jesus did something that showed EVEN MORE of God's mighty power! Jesus chose to suffer and die on the cross as our Savior to pay for our sins. On the third day, God raised Jesus from the dead, showing that He had really beaten sin and death. Now that's mighty power!

If we turn away from our sins and trust in Jesus as our Savior, we can receive this wonderful of salvation from God. We can know special closeness with God in our hearts. And when we die, we can go to live with God forever.

*Close in prayer.*




**Closing ACTS Prayer**

- A** We praise you, God, that You show us what You are like! We praise You, Jesus, for coming to earth to show us what God is like: so good, so powerful, so loving, so perfect!
- C** God, when we think about Jesus we know that You want us to live like He did; but, we do not. We disobey You and do things our own way, instead of Your good way. Please forgive us through Jesus.
- T** Thank You for wanting us to know You. Thank You for giving us Jesus so we can know what You are like. Thank You for sending Him to save all who turn to You for forgiveness and trust in Him as their Savior.
- S** Work deep inside our hearts, so we can know more and more of You! Help us to know what You are like when we read about Jesus in the Bible. Help us to turn away from disobeying You and trust in Jesus as our Savior. In Jesus' name we pray. Amen.

***Go to Lesson Plan, p.9 for the script to the rest of the lesson.***



# How can I know what God is like?



**ANSWER:**

## He shows me what He's like!

VISUAL  
AID

#1

take out



of BQB

# The Big Question

*Hold up the Big Question sign for all the children to see, and say:*

The Big Question we are investigating today is  
Big Question Number 1:

**How Can I Know What God Is Like?**  
and the Answer is:  
**He Shows Me What He's Like!**

**Meaning:**  
"God made us. He wants us to know what He is like so we can know Him, love Him, and praise Him."

God shows us what He is like by the heart He gave us to know and love Him; through all of His creations we see around us; through His Word, the Bible; and most of all, through His very own Son, Jesus Christ."

Let's sing our Big Question Song: "




## Big Q & A I Song

*DDDESV Songs 1, track 12*

*(adapted version of "This is the Way We Wash Our Clothes")*

How can I know what God is like,  
God is like, God is like?  
How can I know what God is like?  
He shows me what He's like!

# BIG QUESTION 1: Four ways God shows us what He's like



Visual  
Aid



#2  
of BQB



## This Unit's Bible Truths

"God shows me what He's like" is a good beginning, but there's so more to learn. So it's time for us to dig down even deeper for more answers to our Big Question about God. We're going to be learning **FOUR** Bible truths that all tell us something about how God shows us what He's like.

Who would like to hand me the picture with our four Bible truths on it? It's in the Big Question Box/Briefcase?" *Choose a child to get it out and hand it to you, then hold it up and show them the pictures with the four truths they will be learning.*

*After everyone has had a good look, say...*

"Ok, we've learned three ways God shows us what He's like already. They are: God shows me what He's like through the heart He gave me to know and love Him; God shows me what He's like in everything I see all around me; and, God shows me what He's like in the Bible, the perfect Word of God (point to pictures as you identify each Bible Truth).

Now let's look at our Bible Truth Clue and see if we can figure out which of these four truths we will be learning about today. Who would like to get it out of the Big Question Briefcase for me?"

*Choose a child to open the briefcase, take out the Bible Truth Clue and hand it to you.*

CAN YOU GUESS BIBLE TRUTH 4?

**How Can I Know What God Is Like?**  
**He Shows Me What He's Like...**  
**through His very own**  
**Son, ???!**

**HINT: It starts with a "J"!**



**ANSWER:**  
**through His very own Son, Jesus Christ!**

Visual Aid



#3

of BQB

take out

# Revealing the Bible Truth We Are Learning

*Hold up the front side for the children to see. Cover up the answer, written along the bottom, and say:*

**“How Do I Know What God Is Like?  
He Shows Me What He’s Like...  
through His very own Son, ???!”**

We’re missing one word. Here’s the hint to what the missing word is. It says: “What do we love with?”

Can you guess? It’s our heart.

So the Bible Truth we are learning today is:

*(uncover answer from bottom of sign, show it to them and say:)*

**“How Do I Know What God Is Like?  
He Shows Me What He’s Like...  
through His very own Son, JESUS CHRIST!”**

And here what this Bible Truth means:

*(read the meaning off of the back of the sign, say:)*

When Jesus came to earth, He showed us what God is like. Jesus never, ever disobeyed God. He showed that God is perfectly good. Jesus always told people what was true and right. He showed that God is perfectly wise. He could heal people and calm big storms with just His word. He showed us that God is all-powerful. Jesus suffered and died on the cross for the sins of God’s people. He showed that God hates sin, but is full of love and mercy. Jesus shows us what God is like more than anything else because Jesus is God.


Place  
verse in

Visual/  
Aid  
#4



Big  
Question  
Bible

of BQB



“Whoever has seen me has seen the Father.” John 14:9

DDD 1.4 Bible Verse Picture--front



## Bible Truth 4 Bible Verse

*Remove the Bible Verse Picture from the "Bible" folder and hold it up for all the children to see, then say:*

John 14: 9 tells us:

**John 14:9, ESV**

"Whoever has seen me has seen the Father."

### **What does that mean?**

When Jesus lived on earth, people were amazed at everything He said and did. Jesus explained why: it was because He was God's Son who had come down from heaven to save us and bring us to God. When people listened to Jesus teach, they were listening to God teach. When they watched Jesus do amazing things, they were watching God do these amazing things. Jesus was showing them what God, His Father in heaven, was like. When we hear the stories of Jesus in the Bible, we can know more of what God is like, too!

We've said our Bible verse, now let's sing it!

"We've said our Bible verse, now let's sing it!"

## Whoever Has Seen Me:

**John 14:9**

*DDD ESV Songs 1, track 27*

Whoever has seen me,  
Has seen the Father.  
Whoever has seen me,  
Has seen the Father.

Whoever, Whoever,  
Has seen me,  
Has seen me,

Whoever has seen me,  
Has seen the Father.  
John Fourteen, verse nine.

"Now it's time to do a bit more deep down investigating. Let's hear what Detective Dan wants us to help him figure out. Would someone like to get it out for me?"

of BQB



Aid #5A

#5A



Big Question Briefcase  
of BQB



# Detective Dan's Listening Assignment #1





# Detective Dan's

## Listening Assignment #1



Hi, Deep Down Detectives!

I'm working on a brand-new case called:

"The Case of the One-of-a-Kind Man."

I need to find out:

1. Who was the One-of-a-Kind man?

AND

2. What made Him so different from everyone else?

Can you help me? Listen carefully to the story and you might just hear the answers!

Thanks!

Detective Dan

***Then say,*** "Ok, Deep Down Detectives! Put on your best listening ears and see if you can find the answers to Detective Dan's questions. When I finish telling the story, we will see if we can answer all of his questions."

*Read the Bible Truth story, putting up the storyboard pictures as you tell it.*

*At the end of the story, repeat the questions and lead the children in answering them. Present the gospel and close in prayer.*

\*Answers to assignment questions, the gospel and ACTS prayer are also included at the end of the story text.\*

Answers:

**1. Who was the One-of-a-Kind man?** Jesus.

**2. What made Him so different from everyone else?** Jesus was the only man who never disobeyed God. And Jesus was not just a man. He was the Son of God, too.

**For You and Me:**

Jesus shows us what God is like most of all because He is God's Son. There is no one like Him! And what did Jesus come to do? He came to save sinners from their sins and bring them to God. He saves all who turn away from their sins and trust in Jesus as their Savior. He can save us, too. We, too, can be God's people!





# Detective Dan's Listening Assignment #2



# Detective Dan's

## Listening Assignment #2



Hi, Deep Down Detectives!

I'm still working on the case called:

"The Case of the One-of-a-Kind Man."

Our Bible verse is John 14:9, ESV

"Whoever has seen me has seen the Father."

I need to find out:

1. The Father is a special name for God. Who did people see who showed them what God the Father is like?

AND

2. Why did this One-of-a-Kind man show them so much about what God the Father is like?

Can you help me? Listen carefully to the story and you might just hear the answers!

Thanks for your help!

Detective Dan

***Then say,*** "Ok, Deep Down Detectives! Put on your best listening ears and see if you can find the answers to Detective Dan's questions. When I finish telling the story, we will see if we can answer all of his questions."

*Read the Bible Truth story, putting up the storyboard pictures as you tell it. At the end of the story, repeat the questions and lead the children in answering them. Present the gospel and close in prayer.*

\*Answers to assignment questions, the gospel and ACTS prayer are also included at the end of the story text.\*

Answers:

**Our Bible Verse is: John 14:9, ESV**

"Whoever has seen me has seen the Father."

1. The Father is a special name for God. Who did people see who showed them what God the Father is like? Jesus.
2. Why did this One-of-a-Kind man show them so much about what God the Father is like? Because Jesus is God! Yes, Jesus is God's Only Son.

**For You and Me:**

How amazing that God would send His only Son to show us what He's like... and to do even more than that! God sent Jesus to bring us to God--that is, to save us from our sins. Jesus did this when He suffered and died on the cross. He saves all who turn away from their sins and trust in Jesus as their Savior. He can save us, too. We, too, can be God's people!



take out




of BQB

Place in



Visual Aid



# Detective Dan's Listening Assignment #3



# Detective Dan's

## Listening Assignment #3



Hi, Deep Down Detectives!

I'm still working on the case called:

"The Case of the One-of-a-Kind Man."

I found SIX clues, but TWO of them are NOT in the story.

They are: a boat; a lifesaver; a fish; the wind; some people; and, some waves.

*Hold up each of the six pictures for the children to see as you identify them. Better yet, put them up on your flannelgraph board, off to one side.*

**I need to know:**

**1. Which FOUR pictures belong in the story and which TWO do NOT?**

**2. What amazing thing did Jesus do to the waves and the winds with just His words? Who is the only Person who can do things like this?**

**Can you help me? Listen carefully to the story and you might just hear the answers!**

Thanks!

Detective Dan

***Then say,*** "Ok, Deep Down Detectives! Put on your best listening ears and see if you can find the answers to Detective Dan's questions. When I finish telling the story, we will see if we can answer all of his questions."

*Read the Bible Truth story, putting up the storyboard pictures as you tell it. At the end of the story, repeat the questions and lead the children in answering them. Present the gospel and close in prayer.*

*\*Answers to assignment questions, the gospel and ACTS prayer are also included at the end of the story text.\**

Answers:

**Our six clues were: a boat; a lifesaver; a fish; the wind; some people; and, some waves.**

**1. Which four belong in our story?**

The boat; the wind; some people; and some waves.


**2. What amazing thing did Jesus do to the waves and the winds with just His words? Who is the only Person who can do things like this?**

He calmed them with just His word. Only God can!

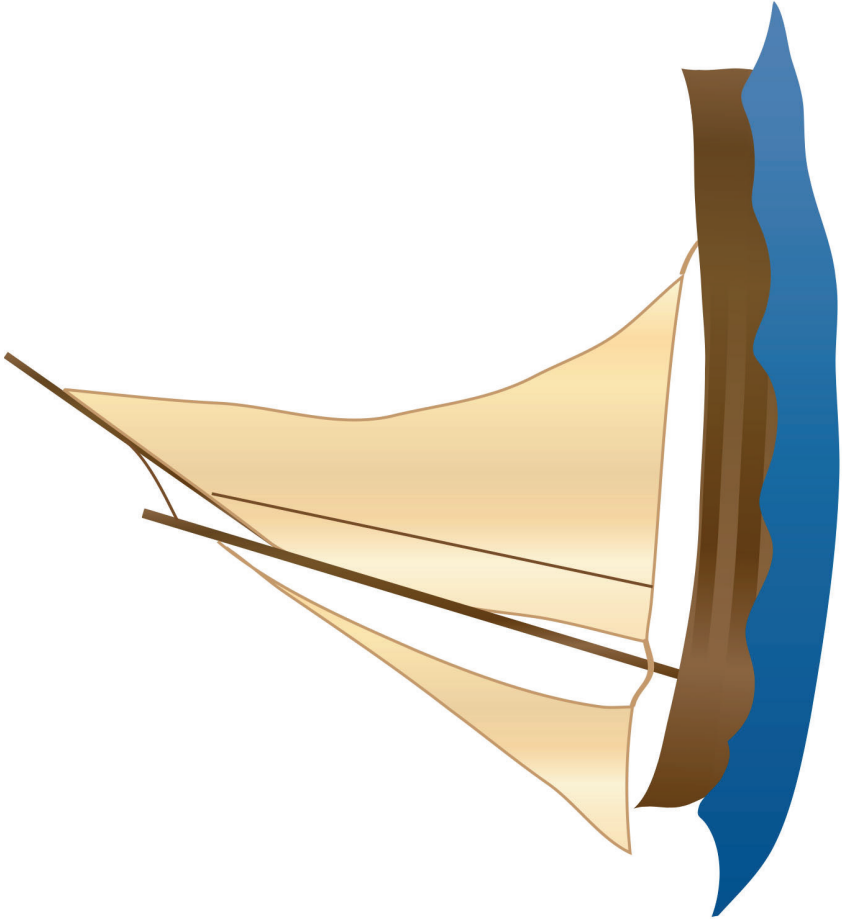
**For You and Me:**

Jesus showed the disciples that He was God's Son by calming the wind and waves with just His word. How powerful was Jesus! Why? Because Jesus is God! How even more powerful Jesus was when He beat sin and death. He suffered and died on the cross for the sins of all who would ever turn away from their sins and trust in Him as their Savior! He rose from the dead on the third day! How powerful is the Son of God! We should praise Him and put our trust in Him as our mighty Savior!

A Lifesaver



A Boat







DDD 1.4 Lesson 3 Listening Assignment Clue Picture1 for kids




DDD 1.4 Lesson 3 Listening Assignment Clue Picture 2 for kids

## The Wind



## A Fish





DDD 1.4 Lesson 3 Listening Assignment Clue Picture3 for kids




DDD 1.4 Lesson 3 Listening Assignment Clue Picture 4 for kids

Waves



Some People








DDD 1.4 Lesson 3 Listening Assignment Clue Picture 5 for kids



DDD 1.4 Lesson 3 Listening Assignment Clue Picture 6 for kids

# The Case of the One-of-a-Kind Man

Matthew 8:23-27; Mark 4:35-41; Luke 8:22-25



## Detective Dan's Listening Assignment #1

1. Who was the One-of-a-Kind man?
2. What made Him so different from everyone else?



## Detective Dan's Listening Assignment #2

John 14:9, ESV

"Whoever has seen me has seen the Father."

1. The Father is a special name for God. Who did people see who showed them what God the Father is like?
2. Why did this One-of-a-Kind man show them so much about what God the Father is like?

(more listening and discussion questions are included in the curriculum at [praisefactory.org](http://praisefactory.org))

**I. Jesus' disciples and many others gathered by the Sea of Galilee to hear Jesus teach. Jesus sat out in a boat on the bouncy water, so everyone could see Him and hear Him. All day long, Jesus taught them.**



1. Jesus' disciples and many others gathered by the Sea of Galilee to hear Jesus teach. Jesus sat out in a boat on the bouncy water, so everyone could see Him and hear Him. All day long, Jesus taught them.



**2. All day was a time to listen, but Jesus was worth it! He was a One-of-a-Kind Man. No one had ever taught what He taught, or done what He did.**

**Jesus healed the sick and brought the dead back to life! He even forgave sins. Jesus could do these things because He wasn't just a man. He was God's Son, perfect and powerful!**

**When you were with Jesus, you knew what God was like.**




2. All day was a time to listen, but Jesus was worth it! He was a One-of-a-Kind Man. No one had ever taught what He taught, or done what He did. Jesus healed the sick and brought the dead back to life! He even forgave sins. Jesus could do these things because He wasn't just a man. He was God's Son, perfect and powerful! When you were with Jesus, you knew what God was like.

**3. At the end of that long day, Jesus said to His disciples, "Let's sail to the other side of the lake."**

**The disciples raised the sails and rowed the boat. A sweet wind was in the air and the water was calm. It must have felt good to move after standing and listening all day.**

**But Jesus was very tired after all His work. He lay down in the back of the boat and soon fell asleep.**



3. At the end of that long day, Jesus said to His disciples, "Let's sail to the other side of the lake." The disciples raised the sails and rowed the boat. A sweet wind was in the air and the water was calm. It must have felt good to move after standing and listening all day. But Jesus was very tired after all His work. He lay down in the back of the boat and soon fell asleep.



**4. Suddenly everything changed! Down from the hills, a big, powerful wind began to blow. “Whoosh!” it went across the lake and tossed up the water.**

**The little waves became bigger and bigger. “Crash!” went the strong waves on the side of the boat. “Whoosh!” went the strong wind in the sails. The waves weren’t just hitting the boat, they were coming in the boat! Would it sink?**



4. Suddenly everything changed! Down from the hills, a big, powerful wind began to blow. “Whoosh!” it went across the lake and tossed up the water. The little waves became bigger and bigger. “Crash!” went the strong waves on the side of the boat. “Whoosh!” went the strong wind in the sails. The waves weren’t just hitting the boat, they were coming in the boat! Would it sink?

**5. Everyone was so scared! Well, not EVERYONE! Jesus just kept sleeping right through the big storm. He wasn't worried. God, His Father, would take care of them. He planned to use this big storm to show the disciples that Jesus really was His Son.**

**"Do something! or we will drown!" Jesus' disciples shouted to Jesus.**

**Jesus did something. He stood up and said, "Peace, be still."**





5. Everyone was so scared! Well, not EVERYONE! Jesus just kept sleeping right through the big storm. He wasn't worried. God, His Father, would take care of them. He planned to use this big storm to show the disciples that Jesus really was His Son. "Do something! or we will drown!" Jesus' disciples shouted to Jesus. Jesus did something. He stood up and said, "Peace, be still."



**6. What happened next was simply amazing. The wind stopped its whooshing and the waves stopped their crashing. Everything was quiet and still as it could be.**

**“Who is this Jesus, that the wind and waves obey His word?” asked the disciples.**

**But even as they asked, they knew. Only God could do this. Jesus really was a One-of-a-Kind Man. He really was the Son of God.**




6. What happened next was simply amazing. The wind stopped its whooshing and the waves stopped their crashing. Everything was quiet and still as it could be. “Who is this Jesus, that the wind and waves obey His word?” asked the disciples. But even as they asked, they knew. Only God could do this. Jesus really was a One-of-a-Kind Man. He really was the Son of God.

DDD 1.4 Story

# The Case of the One-of-a-Kind Man

Matthew 8:23-27, Mark 4:35-41, Luke 8:22-25

## SOLVED



### Detective Dan's Listening Assignment #1

1. Who was the One-of-a-Kind man?

Jesus.

2. What made Him so different from everyone else? Jesus was the only man who never disobeyed God. And Jesus was not just a man. He was the Son of God, too.

For You and Me:

Jesus shows us what God is like most of all because He is God's Son. There is no one like Him! And what did Jesus come to do? He came to save sinners from their sins and bring them to God. He saves all who turn away from their sins and trust in Jesus as their Savior. He can save us, too. We, too, can become God's people!



### Detective Dan's Listening Assignment #2

John 14:9, ESV

"Whoever has seen me has seen the Father."

1. The Father is a special name for God. Who did people see who showed them what God the Father is like? Jesus.

2. Why did this One-of-a-Kind man show them so much about what God the Father is like?

Because Jesus is God! Yes, Jesus is God's Only Son.

For You and Me:

How amazing that God would send His only Son to show us what He's like... and to do even more than that! God sent Jesus to bring us to God--that is, to save us from our sins. Jesus did this when He suffered and died on the cross. He saves all who turn away from their sins and trust in Jesus as their Savior. He can save us, too. We, too, can become God's people!



DDD 1.4 Story

How Can I Know What God Is Like?  
He Shows Me What He's Like...  
through His very own Son, Jesus Christ!

# The Gospel

Jesus showed God's mighty power when He calmed the storm with just His words! But Jesus did something that showed **EVEN MORE** of God's mighty power! Jesus chose to suffer and die on the cross as our Savior to pay for the sins of God's people. On the third day, Jesus rose from the dead, proving He had really beaten sin and death. Now that's mighty power!

If we turn away from our sins (repent) and trust in Jesus as our Savior, we can receive this wonderful of salvation from God.

This is how we become God's people. We can know special closeness with God in our hearts now. And one day, we will get to live with Him in heaven forever.

That will be best of all!



DDD 1.4 Story

# A Prayer

A We praise you, God, that You show us what You are like! We praise You, Jesus, for coming to earth to show us what God is like: so good, so powerful, so loving, so perfect!

C God, when we think about Jesus, we know that You want us to live like He did; but, we do not. We disobey You and do things our own way, instead of Your good way. Please forgive us. We need a Savior!

T Thank You, God, for wanting us to know You. Thank You for giving us Jesus, so we can know what You are like. Thank You for sending Him to save all who turn to You for forgiveness and trust in Him as their Savior.

S Work deep inside our hearts, so we can know more and more of You! Help us to know what You are like when we read about Jesus in the Bible. Help us to turn away from disobeying You and trust in Jesus as our Savior.

In Jesus' name we pray. Amen.





DDD 1.4 Story

# DEEP DOWN DETECTIVES



**Other Visual Aids**

## Big Question Box/Briefcase

### What You Want

The Big Question Briefcase is a briefcase or other container with these characteristics:

- Ideally, this should be around 17" x 12", but needs to be at least big enough to fit a 8 ½" x 11" sheets of paper inside it.
- Have various pockets to put these sheets in
- Is attractive or curious looking to preschoolers
- Not necessary, but extremely fun, if it has a combination lock

### Finding a Briefcase:

You can certainly buy one new, but you always may find a used one at a thrift shop. Or, someone may have one they want to donate. We use one that stores valuables in it and is the 17" x 12" size. Very durable and has the lock feature that the kids love.

You also can move away from the briefcase idea and use a little trunk or other box for your substitute briefcase. Just change the name to the Big Question Box, if you use a box instead. A boot box or the cardboard box that 10 reams of copy paper comes in is a great size, if you are using a box.

If you use a box, but want a lock-like feature, that's easy to do. Simply cut "straps" out of felt or vinyl and glue in place to the top and bottom sides of the box on one side, with the top strap overlapping the bottom straps. Add velcro to the top and bottom pieces so that they meet and fasten. Make back "hinges" for the box with the felt/vinyl straps, too. Or, you can simply add a belt around the box that has to be unfastened before the box can be opened.

Here are some suggestions for decorating a box or even the outside of your briefcase to make it appealing.

### Supplies

Your box/briefcase

Plain white contact paper or white cardstock

Colorful wrapping paper

Glitter glue

Markers

Sequins, fake jewels, buttons, rick rack, etc.

Other decorating supplies

Stickers

Glue

Clear packing tape

### Directions

1. If you are using a box that has wording on it, you will first need to make plain surfaces for decorating and a hinge for the lid. Stick the white contact paper or white cardstock to each side of the box. On the other hand, you can also use colorful wrapping paper. Then, make a lid by sticking the clear packing tape along one long side of the box, attaching the lid to the box.

2. Use the craft decorating supplies to decorate the box. If desired, you can put a big question mark on top of the box, but remember that you are working with two and three year olds: the question mark symbol is not very meaningful to them yet.

## **Making a Flannelgraph Storyboard**

**for use in story-telling and in playing the story review games**

Use this board to place your story scenes as you tell it.

### **Supplies**

AT LEAST a 24" x 36" foam board, cardboard, or even an old whiteboard

Large piece of neutral-colored felt to cover your board with extra to overlap over to the back, if desired.

Glue gun and glue sticks

### **Directions**

1. Center felt on front side of board. Turn over. Secure in place with glue.

## **Making Durable Story Scene Pictures**

**for use in story-telling and in playing the story review games**

Whether you purchase the Deep Down Detectives Story Scene pictures from Amazon or print them off the website (included in the Deep Down Detectives Visual Aids book), you will want to find some way to make them more durable. They are used not only as a part of telling the story, but are integral in the story review games. Here's how we make ours durable enough to be used over and over again.

### **Supplies**

Deep Down Detectives Visual Aids book (purchased or downloaded)

White cardstock or printer paper (if downloading pictures)

Sticky-back velcro, circles or cut pieces; or sticky tac putty

Laminator or Self-laminating sheets or Sturdy Sheet Protectors, preferably the "Secure Top" kind, like offered by Avery

### **Directions**

1. Purchase from Amazon or download and print out the Story Scenes.
2. Carefully remove pages from book (if purchased a hard copy).
3. Laminate the figures.
4. If using a flannelgraph board: Stick a few pieces of sticky backed velcro (ROUGH SIDE) onto the back of each Story Scene.

If using sticky tack and whiteboard: simply stick a small amount of sticky tack on the back of each Story Scene in a few places when using it. Remove and store sticky tack in airtight container.



## The Deep Down Detectives “Bible” Folder

This is a homemade folder that looks (kinda) like the cover of a Bible. You will use this to put the Bible verse, the Bible Story and storyboard pictures to help make the point that the truths you are teaching them come from the Bible.

### Supplies

1 piece of 22" x 28" posterboard (white is fine. Green or brown is nice)

Glue

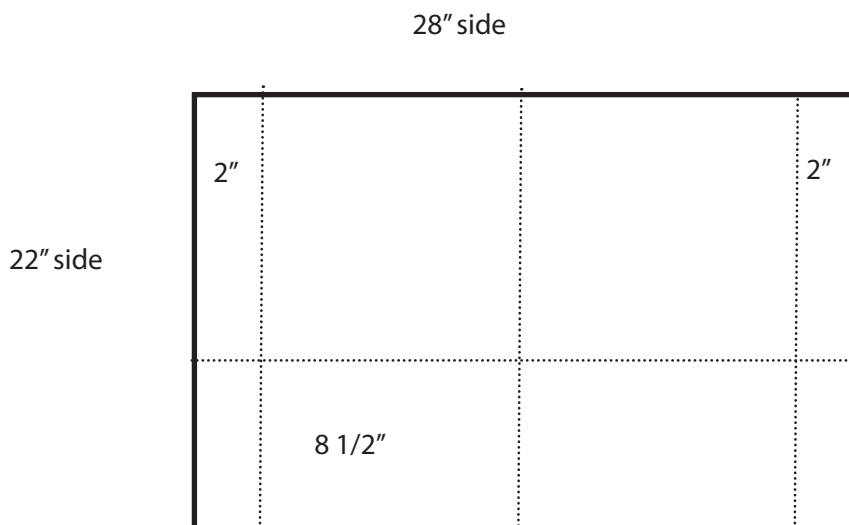
Stapler and staples or packing tape

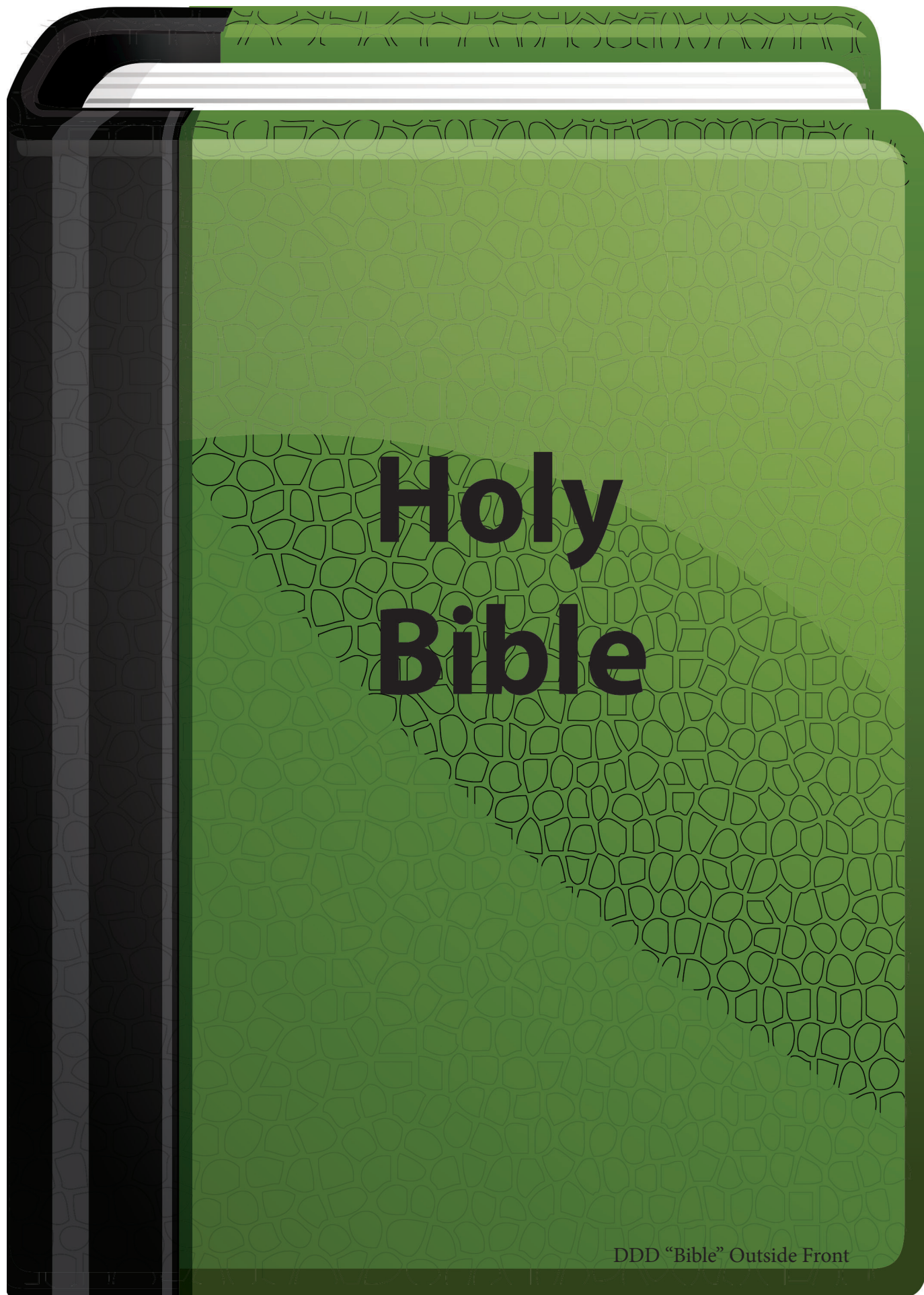
The Bible Cover pictures (see online with resources for this unit or from the back of each Deep Down Detectives Visual Aids book.)

NOTE: The Bible Cover pictures included in the Deep Down Detectives Visual Aids books cannot be created larger than 8.5" x 11". That means that they will be under-sized for a Bible Folder of the dimensions you are making. However, you can go online to the Deep Down Detectives curriculum and there is a pdf of a bigger version of these covers that will actually fit the size of this Deep Down Detectives “Bible” Folder.

### Directions

1. Lay out poster board with long side along the bottom.
2. Fold in 2" on each side.
3. Take packing tape and tape the folded in 2" flaps to the main section of the posterboard, all the way down.
3. Fold up 8 1/2" on the bottom of the poster board.
4. Use packing tape to tape this flap in place, all the way down.
5. Take scissors and snip through the tape where the flap is attached to the folder. This will give you a bit more room in the folder.
6. Fold the poster board in the middle to make the center fold.
7. Cut out the Bible Cover Pictures. If possible, laminate these. They will last longer.
- 8.. Glue the two cover pieces to the outside of the folder.





DDD "Bible" Outside Front









