

Hide 'n' Seek Kids

Unit 7 Story Scenes



About Hide 'n' Seek Kids Visual Aids

How Are They Used?



The Hide 'n' Seek Kids Visual Aids book is a companion resource to be used alongside the Hide 'n' Seek Kids Core Curriculum book for each unit. These colorful pictures are used in presenting the key concepts; telling the Bible stories; and, in playing the Bible Story Review games.


What Do They Include?



There are four different resources included in this book:

- 1. Key Concept Visual Aids**-- colorful signs of the Big Question and Answer, the Bible Truth, the Bible verse, and the Listening Assignments to use with the 3 lessons for each Bible Truth.
- 2. The Story Scenes, themselves.** Notice that each scene is numbered and that there is a brief summary of the story that corresponds to the picture. You can actually just tell the story in a simple way by using only the text at the bottom of each Story Scene.
- 3. Directions** for making the Hide 'n' Seek Kids "Bible" Folder and the **back/front images** to paste in place when making it. (Larger back/front images are found online with the curriculum.)
- 4. Directions** for how to make a homemade flannelgraph storyboard and sturdy Story Scene pictures are found in the back of this book.

Ready, Set, Rip It Out!



This book is meant to be ripped up and made into your visual aids. The key concept signs can be cut out and laminated or slipped into sheet protectors. The Story Scenes can be put in sheet protectors or laminated, too.

Store It!



Hide 'n' Seek Kids is a curriculum that can be used over and over. Store your visual aids and storyboard pictures after using them and they will serve you for many years. We store ours in manilla envelopes and then put them (along with all the rest of the curriculum) in magazine files, labelled by Bible Truth. If you have multiple classes using the curriculum, store each set of resources in separate manilla envelopes. This will make prep much simpler, second time around.

Replacement Story Scene Pictures



You can always purchase this book again or simply go online and print out any scenes that go missing.

Other Options



You can also choose to tell the story in a more traditional flannelgraph way by using your own flannelgraph figures or by purchasing/free downloading the Storyboard Pictures (large and small format size available). This is more complex and requires more preparation, but some love it. And, it does allow for kids to interact more by helping to place pictures up on the board as you tell the story.

Unit 7 Overview of Key Concepts

UNIT 7: The Law Giving God

Unit Big Question (and Answer): “What Are God’s Laws Like? God’s Laws Are Perfect!”

Meaning:

A law is a big rule made by someone in charge. God is our Maker. He is in charge of everyone in the whole world. He has given us His laws to live by.

God is good and loving, wise and fair. He is perfect! God’s laws are just like Him. They are good and loving, wise and fair, too. They are perfect!

God’s laws show us the very best way to live. They show us how to love God and love others. They are exactly what we need.

Unit 7 Bible Verse: Psalm 19:7, ESV

“The law of the LORD is perfect.”

Meaning:

The laws of the LORD are never, ever wrong. They always tell us the best way to live. They show us how to love God and love others. They are exactly what we need.

Unit 7 ACTS Prayer

- A** We praise You, God. You are so wise and good! So are the rules You give us to live by!
- C** God, we break all Your good laws. Sometimes we do not obey our parents. Sometimes we lie. Sometimes we want things that belong to others. We do not love You most of all. Please forgive us. We need a Savior!
- T** Thank You, God, for giving us Your good laws. They show us how to love and obey You. Thank You for sending Jesus to save us. We need Him to save us because we all disobey You and break Your laws. How good You are to give Him as our Savior!
- S** God, work in our hearts. Help us to learn Your good laws. Help us to turn away from disobeying You and trust in Jesus as our Savior. You can help us do what we could never do on our own.

In Jesus’ name we pray, Amen.

Unit 7 Story

The Case of the Big Voice

Exodus 19-20, 24

Songs Used in Unit 7 *listen to or download songs for free at <https://praisefactory.org>: Hide n Seek Kids Music page*

Big Q & A 7 Song

Big Question 7 Song: What Are God’s Laws Like?

Unit 7 Bible Verse Song: The Law of the Lord Psalm 19:7, ESV

Extra Unit 7 Bible Verse Song: The Law of the Lord Is Perfect Psalm 19:7, ESV

Unit 7 Hymn: Holy Bible, Book Divine

Unit 7 Praise Song: The Best Book to Read Is the Bible

Hide 'n' Seek Kids ESV Songs 7 Track Numbers

This is a listing of all songs mentioned in the unit curriculum. You may or may not choose to use all of the songs. They are listed in easy-reference order--NOT in the order used in the curriculum.

You may choose to simply burn a CD/load them onto an mp3 device in this order. Or, you may want to do what we do: choose the songs we want to use and create a play list of them in that order. Then, we burn a CD/upload the play list onto an mp3 device. A teacher only has to click forward to the next song, instead of hunting for the right track. The track number have been included as part of the title of each song, so teachers will still have a reference to the track number listed in the curriculum (same as those listed below), even if you change the order on your customized play list..

SONGS USED EVERY UNIT OF THE CURRICULUM

- 1 The Classroom Song v.1
- 2 The Classroom Song v.2
- 3 The Classroom Song v.3
- 4 The Classroom Song v.4
- 5 Hide 'n' Seek Kids Theme Song
- 6 The Classroom Rules Song
- 7 Let's Pray Song
- 8 The Big Question Box Song
- 9 The Bible Chant Song
- 10 ACTS Prayer Song (Short Version)
- 11 ACTS Prayer Song (Full Version)

Why the Extra Songs?

Hide 'n' Seek Kids is a curriculum used by children of different ages. Sometimes one of the other songs is a better fit for your kids. Or, you may simply want to teach them more songs on the same Bible Truth. Use as many or as few as you want.

UNIT 7: THE LAW-GIVING GOD

- 12 Big Q & A 7 Song
- 13 Big Question 7 Song: What Are God's Laws Like?
- 14 Unit 7 Bible Verse Song: The Law of the Lord Psalm 19:7, ESV
- 14T* Unit 7 Bible Verse Song: The Law of the Lord Psalm 19:7, ESV
- 15 Extra Unit 7 Bible Verse Song: The Law of the Lord Is Perfect Psalm 19:7, ESV (full version)
- 16 Extra Unit 7 Bible Verse Song: The Law of the Lord Psalm 19:7, ESV (short version)
- 17 Unit 7 Hymn: Holy Bible, Book Divine
- 18 Unit 7 Praise Song: The Best Book to Read Is the Bible

*T= Tidbit Very short version of the Bible verse song

listen to or download songs for free at <https://praisefactory.org: Hide n Seek Kids Music page>

The Case of the Big Voice

Exodus 19-20, 24

HSK
Bible
Folder

Big
Question
Briefcase
of BQB

Story-telling Tips

Ahead of time:

1. Read the Bible verses and story. Pray!
2. Choose story action cues and/or prepare Story Scenes, if using. (Included in the Visual Aids books)
3. Practice telling story with the Story Scenes, timing your presentation. Shorten, if necessary.

During your presentation:

1. Maintain as much eye contact as possible as you tell the story.
2. Put up Story Scenes/add story action cues as you tell the story. Allow the children to help you put them on the board, if desired.
3. Include the children in your story with a few questions about what they think will happen or words/concepts that might be new to them.
4. Watch the kids for signs that their attention span has been reached. Shorten, if necessary.

INTRODUCTION/ LISTENING ASSIGNMENTS

“Our story is called: The Case of the Big Voice. Here is your listening assignment... ”

Read from Detective Dan’s Listening Assignment signs, but questions are summarized below:

Detective Dan’s Lesson #1 Listening Assignment:

As you listen to the story, see if you can figure out:

1. Who had the big voice?
2. What did the big voice say?

Detective Dan’s Lesson #2 Listening Assignment:

Our Bible verse is Psalm 19:7: Our Bible verse is Psalm 19:7: “The law of the LORD is perfect.”

As you listen to the story, see if you can figure out:

1. How did the LORD give His laws to His people long ago?
2. What did the LORD want the people to do with His laws?

Detective Dan’s Lesson #3 Listening Assignment:

I found four clues, but one of them is NOT in the story.

They are: a trumpet; a camel; a idol; and, lightning.

Hold up each of the four pictures for the children to see as you identify them. Better yet, put them up on your flannelgraph board, off to one side.

I need to know:

1. Which three pictures belong in the story and which one does not?
2. How were the other three things important in our story?

Detective Dan’s Lesson #4 Listening Assignment:

As you listen to the story, see if you can figure out:

1. What did the people want to do with God’s laws?
2. What did the people need to ask the LORD to do, if they were to obey His laws?

Detective Dan’s Lesson #5 Listening Assignment:

As you listen to the story, see if you can figure out:

1. What did the people promise the LORD they would do with His perfect laws?
2. Did they keep their promise? Who did the LORD need to send them?

Read the questions, THEN SAY,

“Ok, Hide ‘n’ Seekers! Put on your best listening ears and see if you can hear the answers to Detective Dan’s questions. When I finish telling the story, we will see if we can answer all the questions.”

"The Case of the Big Voice" Exodus 19-20, 24

Story with lines separating paragraphs (text in bold, optional interaction cues in italics)

"Get ready! God is coming to meet with you at the big mountain," Moses told the people. "He is giving you His laws. He wants you to be His people," he said.

Can you stretch your arms up high and touch your fingers together to make the shape of a big mountain?

"Yay! Yay!" the people said. "We will get ready!"

Say, "Yay" with the people!

The people got ready. They put stones all around the bottom of the big mountain. No one was to go up on it. They washed themselves; and then, they went to the bottom of the big mountain and waited.

When we wait, we sit quietly and very still. Can you do that?

When would the LORD come? How would they know when He was there? They were about to find out. They looked up and what did they see?

What do you think they saw?

A great, blazing fire began to cover the big mountain! Thick clouds of grey smoke filled the air!

Can you wiggle your fingers like the flames of a fire?

There was bright, crashing lightning and loud, earth-shaking thunder.

Let's make crashing lightning with our arms! Stick out your pointer fingers and push arms out quickly, and make a pretend thunder sound.

And a trumpet blasted out louder and louder and louder! The LORD was coming!

Then the people heard it! A big, big, BIG voice! It was the voice of God, Himself!

What do you think God would say to them?

"I am the LORD your God. I want you to be My special people," He told them. "Here are My Ten, Big Rules for you to live by:

1. Love Me most of all. 2. Worship only Me. Don't worship fake gods. 3. Love Me by how you talk about Me and how you live.

Put your hand over your heart.

4. Have a special day each week to rest and to worship Me. 5. Love and obey your mommy and daddy. 6. Don't murder people. 7. Keep your promise to love only your own husband/wife. 8. Don't take other people's things. 9. Don't lie. 10. Be happy with what I give you: your husband, your wife, your things and your life! Don't be greedy for what others have." the LORD said.

Story with lines separating paragraphs (text in bold, optional interaction cues in italics)

These were the Ten, Big Rules the LORD gave the people that day.

Can you show me 10 fingers?

The people saw the thick, grey smoke and the great, blazing fire, and the bright, crashing lightning. They heard the loud, earth-shaking thunder and the loud, blasting trumpet.

They listened to God's big, big, BIG voice as He gave them His Ten, Big Rules... and they were TERRIFIED! They moved back from the mountain and trembled with fear!

Can you show me a very scared face? Can you shake your body like you were trembling from being so scared?

How amazing was the LORD! He was so great! He was so good! He was the one, true, living God! The people could see that!

And oh, how very different they were from Him! They weren't great like He was! They were just people... little, weak people! And they weren't good like Him, either. They had sin in their heart. They disobeyed God and His good ways.

No, they weren't like the LORD at all! No wonder they were so scared that day as they stood before Him and heard His voice!

Moses went to the people and said, "Don't be afraid. God wants you to be His people," he told them.

"God showed you how good and mighty He is, so you will want to obey His Big Rules. He doesn't want to hurt you," Moses comforted them. "He wants to love you and do good to you."

Why did God show the people how good and might He was? Just to scare them? No! To help them love and obey Him, for their own good!

So the LORD and the people made big promises to each other. "I will be Your God," the LORD promised the people. "Live as My people and I will love you and take care of you always," He told them.

"Yes, LORD, we will be Your people," the people promised Him. "We will love You and trust You. We will obey these wonderful Big Rules You have given us."

What did the people say? Can you say it, too? "We will obey God's big rules! We will be His people!"

Then everyone celebrated! How happy it was to be loved by God! How good it was to have His laws to live by!

Cracking the Case: (story wrap-up for Listening Assignments)

It's time to see how we did with our Listening Assignment.

Detective Dan's Lesson #1 Listening Assignment:

As you listen to the story, see if you can figure out:

- 1. Who had the big voice?** The LORD did.
- 2. What did the big voice say?** He gave the people His Ten, Big Rules to live by.

For You and Me:

The LORD gave the people His good rules to live by. God promised to care for the people and the people promised to obey His good rules. But the sad truth is they didn't keep their promise! Did this mean God stopped taking care of them? No, it did not! God would His Son, Jesus, to save all who turned away from their sins and would trust in Him as their Savior. How kind is the LORD! The LORD will forgive our sins and save us, too, when we turn away from our sins and trust in Jesus as our Savior. Ask Him to help you! He loves to!

Detective Dan's Lesson #2 Listening Assignment:

Our Bible verse is Psalm 19:7: "The law of the LORD is perfect."

As you listen to the story, see if you can figure out:

- 1. How did the LORD give His laws to His people long ago?** He spoke them out loud in a big voice.
- 2. What did the LORD want the people to do with His laws?** He wanted them to obey them.

For You and Me:

The people wanted to obey the LORD's good rules; but sadly, they disobeyed them all. We are the same way. We might want to obey God's laws--and sometimes we do. But too many times, we don't. God sent His Son, Jesus, to save His people from their sins. He would rescue them, even though they had broken their promise to obey Him. How kind is the LORD! God will forgive our sins, too, and save us through Jesus, when we confess our sins to Him and trust in Jesus as our Savior.

Detective Dan's Lesson #3 Listening Assignment:

I found four clues, but one of them is NOT in the story. They are: a trumpet; a camel; a idol; and, lightning.

- 1. Which of the three pictures belong in the story and which one does not?** The camel does not.
- 2. How were the other three things important in our story?** The people saw big flashes of lightning and heard the sound of a trumpet as the LORD came to give them His Ten, Big Rules. He told them not to worship any idols. They were to worship Him only. The people promised to Him they would.

For You and Me:

The people promised the LORD that they would worship only Him, and would keep all of His good laws. Sadly, they broke their promise and disobeyed all His laws. But the LORD was still so kind to them. He would rescue them, even though they had broken their promise to obey Him. He promised to send His Son, Jesus, to save them from their sins, if they would turn away from their sins and trust in Jesus as their Savior. This promise is for us, too. God will forgive our sins and save us through Jesus, when turn away from our sins and trust in Jesus as our Savior.

Detective Dan's Lesson #4 Listening Assignment:

As you listen to the story, see if you can figure out:

- 1. What did the people want to do with God's laws?** *They wanted to always obey them.*
- 2. What did the people need to ask the LORD to do, if they were to obey His laws?** They needed to ask the LORD to help them keep His laws. And, they needed to ask Him to forgive them when they disobeyed them. They needed Him to give them a Savior to save them from their sins.

For You and Me:

We are like God's people, long ago. We may want to keep God's good rules, but we do not. We need to ask God to help us to obey His good rules. We need to ask Him to forgive us when we disobey them. And most of all, we need to ask Jesus to be our Savior and save us from our sins. He loves to answer this prayer!

Detective Dan's Lesson #5 Listening Assignment:

As you listen to the story, see if you can figure out:

- 1. What did the people promise the LORD they would do with His perfect laws?** Obey them.
- 2. Did they keep their promise? Who did the LORD need to send them?** No, they didn't. A Savior.

For You and Me:

The people promised to obey the LORD's good laws, but they broke them all. But the LORD was still so kind to them. He would rescue them, even though they had broken their promise to obey Him. He promised to send His Son, Jesus, to save them from their sins, if they would turn away from their sins and trust in Jesus as their Savior. This promise is for us, too. God will forgive our sins and save us through Jesus, when turn away from our sins and trust in Jesus as our Savior.

The Gospel (story wrap-up if NOT using Listening Assignments)**Our Bible Truth is:****What Are God's Laws Like?****God's Laws Are Perfect!**

God's laws are perfect! But the people in our Bible story weren't perfect, were they? No, they weren't! They said they would obey God's big rules... and they wanted to obey them. But, do you know what? Many times, they didn't obey them! No! They DIS-obeyed them!

We are just like those people who lived long ago! We disobey God's Big Rules, too! And the truth is, we deserve God's punishment for disobeying His rules, too! What sad news!

But that's not the end of the story! God knows we are sinners and He wants to forgive us! That's why He sent Jesus to be our Savior.

When we turn away from our sins and trust in Jesus as our Savior, God will forgive us ... and save us! What a wonderful beginning that will be! We will get to know God in our hearts now. And then one day, we will go to live happily with Him forever in heaven.

Close in prayer.

Closing Unit 7 ACTS Prayer

A=Adoration C=Confession T=Thanksgiving S=Supplication

- A** We praise You, God. You are so wise and good! So are the rules You give us to live by!
- C** God, we break all Your good laws. Sometimes we do not obey our parents. Sometimes we lie. Sometimes we want things that belong to others. We do not love You most of all. Please forgive us. We need a Savior!
- T** Thank You, God, for giving us Your good laws. They show us how to love and obey You. Thank You for sending Jesus to save us. We need Him to save us because we all disobey You and break Your laws. How good You are to give Him as our Savior!
- S** God, work in our hearts. Help us to learn Your good laws. Help us to turn away from disobeying You and trust in Jesus as our Savior. You can help us do what we could never do on our own.

In Jesus' name we pray, Amen.

BIG QUESTION 7



What are God's laws like?



ANSWER:

God's laws are perfect!

VISUAL
AID

#1

take out



of BQB

HSK 7 Big Question and Answer Sign Front

The Big Question

Hold up the Big Question sign for all the children to see, and say:

The Big Question we are investigating today is
Big Question Number 7:

What Are God's Laws Like?
and the Answer is:
God's Laws Are Perfect!

Meaning:

A law is a big rule made by someone in charge. God is our Maker. He is in charge of everyone in the whole world. He has given us His laws to live by.

God is good and loving, wise and fair. He is perfect! God's laws are just like Him. They are good and loving, wise and fair, too. They are perfect!

God's laws show us the very best way to live. They show us how to love God and love others. They are exactly what we need.

Let's sing our Big Question Song:"

Big Q & A 7 Song

*HSK ESV Songs 7, track 12
(adapted version of "The Farmer in the Dell")*

What are God's laws like?
What are God's laws like?
What are God's laws like?
God's laws are perfect!

VISUAL
AID

#2

Place
verse in


HSK
Bible
Folder

HSK Bible
Folder

take out

Big
Question
Briefcase

of BQB



“The law of the LORD is perfect.”
Psalm 19:7, ESV

HSK 7 Bible Verse Picture--front

Unit 7 Bible Verse

"Who would like to get our Bible verse out of the Big Question Briefcase for me?"

Choose a child to open the briefcase, take out the "Bible" with the Bible Verse in it and hand it to you. Remove the Bible Verse Picture from the "Bible" and hold it up for all the children to see, then say:

Psalms 19:7

"The law of the LORD is perfect."

Meaning:

The laws of the LORD are never, ever wrong. They always tell us the best way to live. They show us how to love God and love others. They are exactly what we need.

"We've said our Bible verse, now let's sing it!"

The Law of the LORD:

Psalms 19:7

HSKESV Songs 7, track 14, 14T

The law of the LORD is perfect,
The law of the LORD is perfect,
The law of the LORD is perfect,
Psalms Nineteen, seven. (repeat)

"Now it's time to do a bit more deep down investigating. Let's read Detective Dan wants us to help him figure out. Would someone like to get it out for me?"

VISUAL
AID

Place
verse in
take out


#3

Big
Question
Answers

HSK
Bible
Folder

of BQB

HSK Bible
Folder



Detective Dan's Listening Assignment #1

Detective Dan's

Listening Assignment #1



Hi, Hide 'n' Seek Kids!

I'm working on a brand-new case called:

"The Case of the Big Voice."

I need to find out:

1. Who had the big voice?

AND

2. What did the big voice say?

Can you help me? Listen carefully to the story and you might just hear the answers!

Thanks!

Detective Dan

Then say, "Ok, Hide 'n' Seekers! Put on your best listening ears and see if you can hear the answers to Detective Dan's questions. When I finish telling the story, we will see if we can answer all of his questions."

Read the Bible Truth story, putting up the storyboard pictures as you tell it.

At the end of the story, repeat the questions and lead the children in answering them. Present the gospel and close in prayer.

Answers to assignment questions, the gospel and ACTS prayer are also included at the end of the story text.

Answers:

1. Who had the big voice? The LORD did.

2. What did the big voice say? He gave the people His Ten, Big Rules to live by.

For You and Me:

The LORD gave the people His good rules to live by. God promised to care for the people and the people promised to obey His good rules. But the sad truth is they didn't keep their promise! Did this mean God stopped taking care of them? No, it did not! God would His Son, Jesus, to save all who turned away from their sins and would trust in Him as their Savior. How kind is the LORD! The LORD will forgive our sins and save us, too, when we turn away from our sins and trust in Jesus as our Savior. Ask Him to help you! He loves to!

VISUAL

Place
verse in

take out

#4

HSK
Bible
Folder

HSK
Bible
Folder

HSK Bible
Folder

of BQB



Detective Dan's Listening Assignment #2

Detective Dan's

Listening Assignment #2



Hi, Hide 'n' Seek Kids!

I'm still working on the case called:

"The Case of the Big Voice."

Our Bible verse is Psalm 19:7:

"The law of the LORD is perfect."

I need to find out:

1. How did the LORD give His laws to His people long ago?

AND

2. What did the LORD want the people to do with His laws?

Can you help me? Listen carefully to the story and you might just hear the answers!

Thanks for your help!
Detective Dan

Then say, "Ok, Hide 'n' Seekers! Put on your best listening ears and see if you can hear the answers to Detective Dan's questions. When I finish telling the story, we will see if we can answer all of his questions."

Read the Bible Truth story, putting up the storyboard pictures as you tell it.

At the end of the story, repeat the questions and lead the children in answering them. Present the gospel and close in prayer.

Answers to assignment questions, the gospel and ACTS prayer are also included at the end of the story text.

Answers:

Our Bible verse is Psalm 19:7: "The law of the LORD is perfect."

As you listen to the story, see if you can figure out:

1. **How did the LORD give His laws to His people long ago?** He spoke them out loud in a big voice.

2. **What did the LORD want the people to do with His laws?** He wanted them to obey them.

For You and Me:

The people wanted to obey the LORD's good rules; but sadly, they disobeyed them all. We are the same way. We might want to obey God's laws--and sometimes we do. But too many times, we don't. God sent His Son, Jesus, to save His people from their sins. He would rescue them, even though they had broken their promise to obey Him. How kind is the LORD! God will forgive our sins, too, and save us through Jesus, when we confess our sins to Him and trust in Jesus as our Savior.

VISUAL
AID

Place
verse in

#5A



of BQB

HSK Bible
Folder



Detective Dan's Listening Assignment #3

Detective Dan's

Listening Assignment #3



Hi, Hide 'n' Seek Kids!

I'm still working on the case called:

"The Case of the Big Voice."

I found four clues, but one of them is NOT in the story. They are: a trumpet; a camel; a idol; and, lightning.

Hold up each of the four pictures for the children to see as you identify them. Better yet, put them up on your flannelgraph board, off to one side.

I need to know:

1. Which of the three pictures belong in the story and which one does not?

AND

2. How were the other three things important in our story?

Can you help me? Listen carefully to the story and you might just hear the answers!

Thanks!

Detective Dan

Then say. "Ok, Hide 'n' Seekers! Put on your best listening ears and see if you can hear the answers to Detective Dan's questions. When I finish telling the story, we will see if we can answer all of his questions."

Read the Bible Truth story, putting up the storyboard pictures as you tell it.

At the end of the story, repeat the questions and lead the children in answering them. Present the gospel and close in prayer.

Answers to assignment questions, the gospel and ACTS prayer are also included at the end of the story text.

Answers:


1. Which of the three pictures belong in the story and which one does not? The camel does not.

2. How were the other three things important in our story? The people saw big flashes of lightning and heard the sound of a trumpet as the LORD came to give them His Ten, Big Rules. He told them not to worship any idols. They were to worship Him only. The people promised to Him they would.


For You and Me:

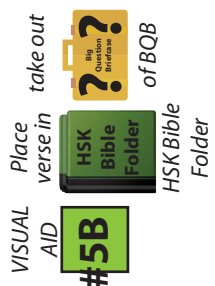
The people promised the LORD that they would worship only Him, and would keep all of His good laws. Sadly, they broke their promise and disobeyed all His laws. But the LORD was still so kind to them. He would rescue them, even though they had broken their promise to obey Him. He promised to send His Son, Jesus, to save them from their sins, if they would turn away from their sins and trust in Jesus as their Savior. This promise is for us, too. God will forgive our sins and save us through Jesus, when turn away from our sins and trust in Jesus as our Savior.

Camel



Trumpet






HSK 7 Lesson 3 Listening Assignment Clue Picture1 for kids




HSK 7 Lesson 3 Listening Assignment Clue Picture 2 for kids

Lightning

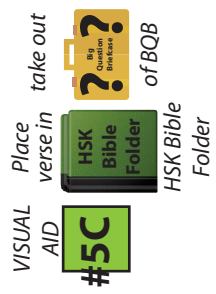


Fake God (Idol)






HSK 7 Lesson 3 Listening Assignment Clue Picture 3 for kids



HSK 7 Lesson 3 Listening Assignment Clue Picture 4 for kids



Detective Dan's Listening Assignment #4

Detective Dan's

Listening Assignment #4



Hi, Hide 'n' Seek Kids!

I'm still working on the case called:

"The Case of the Big Voice."

I need to find out:

1. What did the people want to do with God's laws?
- AND
2. What did the people need to ask the LORD to do, if they were to obey His laws?

Can you help me? Listen carefully to the story and you might just hear the answers!

Thanks!

Detective Dan

Then say, "Ok, Hide 'n' Seekers! Put on your best listening ears and see if you can hear the answers to Detective Dan's questions. When I finish telling the story, we will see if we can answer all of his questions."

Read the Bible Truth story, putting up the storyboard pictures as you tell it.

At the end of the story, repeat the questions and lead the children in answering them. Present the gospel and close in prayer.

Answers to assignment questions, the gospel and ACTS prayer are also included at the end of the story text.

Answers:

1. **What did the people want to do with God's laws?** They wanted to always obey them.
2. **What did the people need to ask the LORD to do, if they were to obey His laws?** They needed to ask the LORD to help them keep His laws. And, they needed to ask Him to forgive them when they disobeyed them. They needed Him to give them a Savior to save them from their sins.

For You and Me:

We are like God's people, long ago. We may want to keep God's good rules, but we do not. We need to ask God to help us to obey His good rules. We need to ask Him to forgive us when we disobey them. And most of all, we need to ask Jesus to be our Savior and save us from our sins. He loves to answer this prayer!



Detective Dan's Listening Assignment #5

Detective Dan's

Listening Assignment #5



Hi, Hide 'n' Seek Kids!
I'm still working on the case called:
"The Case of the Big Voice."

I need to find out:

1. What did the people promise the LORD they would do with His perfect laws?

AND

2. Did they keep their promise? Who did the LORD need to send them?

Can you help me? Listen carefully to the story and you might just hear the answers!

Thanks!

Detective Dan

Then say, "Ok, Hide 'n' Seekers! Put on your best listening ears and see if you can hear the answers to Detective Dan's questions. When I finish telling the story, we will see if we can answer all of his questions."

Read the Bible Truth story, putting up the storyboard pictures as you tell it.

At the end of the story, repeat the questions and lead the children in answering them. Present the gospel and close in prayer.

Answers to assignment questions, the gospel and ACTS prayer are also included at the end of the story text.

Answers:

1. What did the people promise the LORD they would do with His perfect laws? Obey them.

2. Did they keep their promise? Who did the LORD need to send them? No, they didn't. A Savior.

For You and Me:

The people promised to obey the LORD's good laws, but they broke them all. But the LORD was still so kind to them. He would rescue them, even though they had broken their promise to obey Him. He promised to send His Son, Jesus, to save them from their sins, if they would turn away from their sins and trust in Jesus as their Savior. This promise is for us, too. God will forgive our sins and save us through Jesus, when turn away from our sins and trust in Jesus as our Savior.