


DEEP DOWN DETECTIVES

**Curriculum Resources
for Unit 8, Bible Truth 4:**



**What Is God's Love for
His People Like?
It's More than They Could
Ever Deserve...**

**He Will Never Stop
Loving His People!**

Session Prep (especially good for newbies!)

Pray!



Pray for the Holy Spirit to be at work in your and the children's hearts.

Review



If new to the curriculum, look at the **Getting Started with Deep Down Detectives section of the Core Curriculum book.** (p.5) It will be especially helpful to read through the Deep Down Detectives section of **The Praise Factory Tour: Extended Version Book.** This is a visual way to understand what goes on in the classroom. (A pdf of the book is found in the samples section on the website.)

Look through and Learn the Lesson



Read over **lesson plan.** Practice any **songs or action rhymes** you are using. Choose/make up motions to go with these. Choose less with younger children and more with older preschoolers. **Practice the lesson with the visual aids** and using the Big Question Box/Briefcase.

Read and Rehearse the Bible Story with Pictures



Read the Bible story from the Bible. Read the curriculum version. Practice telling it with the storyboard pictures. (If you have not previously laminated the story pictures, do that now.) Or, rehearse it from the Simple Story Scenes, if you are using those.

Let There Be Music



Download the music and listen to the songs. Choose which of the songs you will use with the children. If using live musicians, make sure they have the sheet music (Appendix A, Core Curriculum book).

Put the Props in Place



1. Prepare your Visual Aids. Put the Big Question, Unit Bible Truths, Bible Truth, Bible Verse, and Listening Assignment signs, as well as the Bible Story script in one side of the Bible folder.
2. Get out your storyboard. If using Simple Story Scenes, put these in your Bible Folder. Or, if using the individual storyboard figures, put all background pictures in place (they have a BG by the number). Put the rest of the storyboard pictures (these have a SB by the number) in order of use in the other side of the Bible folder.
3. Put the DDD Bible Folder as well as the Big Question sign in the Big Question Box/Briefcase and shut it. If your box/briefcase has locks and you want to use the unlocking the box as part of your session, lock it now....but make sure you have the key or know the code first.
4. Prepare the music CD or sheet music or mp3 device for use in your session.

Set Out Free Play Activities



Choose and set up free time activities you will use with the children. Choose a variety of different activities that will be enjoyed by different types of children. Rotate the activities you provide to keep them interesting and fresh to your children. (Suggestions in Appendix D, Core Curriculum books.)

Prepare Any Activities



Choose which (if any) of the Bible Truth games and crafts activities you want to use in the session. Bear in mind your time frame as well as the developmental abilities and attention span of your children as you decide which/how many to prepare. **Look over the Discussion Sheet** and choose a few questions you might use to spark discussion with the children as they do their activities (especially good for ages 3's+). Pray for God to give you opportunities to talk about these things with the children.

Let Them Take It with Them



Make copies of the craft/take home sheets, if you are not already using them as one of your activities. You may also want to make copies of the story (see take-home version of each story included in Appendix C with the other take home resources) to have for parents to use with their children at home. There's a link on each craft/take home sheet to the story, if you don't make hard copies.

Store It



After your session is over, collect the resources and store them for future use. This curriculum can be used over and over for years to come.

Unit 8: The God Who Loves

UNIT OVERVIEW

God has a special people He loves. They come from all over the world. They've lived in every time --from long ago, all the way up to today. And there are millions and millions of them!

There is nothing better than being one of God's special people! God has adopted them as His children. He promises to love and care for them always. He gives them special closeness with Him in their heart; and one day when they die, they will go to live with Him forever.

God's people know His love for them is more than they could ever deserve. They know God didn't make them His special people because they were so good. They are sinners who have disobeyed His good laws, just like everyone else. God just loves them just because He loves them.

God's love for His people is the biggest love there will ever be. It's so big that God sent His Son, Jesus, to suffer and die on the cross to pay for their sins. That was the only way they could become His people. You and I can become God's people when we turn away from our sins and trust in Jesus as our Savior.

In this unit we will learn four truths about God's love.

UNIT BIBLE VERSE: 1 Chronicles 16:34, ESV

"Oh give thanks to the LORD, for he is good; for his steadfast love endures forever!"

BIG QUESTION UNDER INVESTIGATION: What Is God's Love for His People Like?

ANSWER: It's More than They Could Ever Deserve!

OPTIONAL Big Question 8 INTRODUCTION LESSON (Use Hide 'n' Seek Kids Unit 8 Material)

Story: The Case of the Eager Enemy's End *Acts 7-9*

Bible Verse: 1 Chronicles 16:34

BIBLE TRUTH 1: God Gave His Son, Jesus, to Save Them (3 Lessons Available)

Story: The Case of the Costly Children

Exodus 24, Jeremiah 25, Isaiah 9,42,43,49, Ezekiel 37, Daniel 9, Zechariah 8-14

Bible Verse: 1 John 4:10

BIBLE TRUTH 2: God Always Takes Care of Them (3 Lessons Available)

Story: The Case of the Woman Who Didn't See *Ruth*

Bible Verse: Psalm 23:1-3,6

BIBLE TRUTH 3: God Uses Their Sadnesses for Good (3 Lessons Available)

Story: The Case of the Sad Thing that Did Good *John 8-10*

Bible Verse: Romans 8:28-29

➔ BIBLE TRUTH 4: God Will Never Stop Loving His People

(3 Lessons Available)

Story: The Case of the One Who Would Not Stop *1 & 2 Samuel, Psalm 16,23*

Bible Verse: Hosea 2:19

Deep Down Detectives ESV Songs & Track Numbers

This is a listing of all songs mentioned in the unit curriculum. You may or may not choose to use all of the songs. They are listed in easy-reference order--NOT in the order used in the curriculum.

You may choose to simply burn a CD/load them onto an mp3 device in this order. Or, you may want to do what we do: choose the songs we want to use and create a play list of them in that order. Then, we burn a CD/upload the play list onto an mp3 device. A teacher only has to click forward to the next song, instead of hunting for the right track. The track number have been included as part of the title of each song, so teachers will still have a reference to the track number listed in the curriculum (same as those listed below), even if you change the order on your customized play list.

SONGS USED EVERY UNIT OF THE CURRICULUM

- 1 The Classroom Song v.1
- 2 The Classroom Song v.2
- 3 The Classroom Song v.3
- 4 The Classroom Song v.4
- 5 Deep Down Detectives Theme Song
- 6 The Classroom Rules Song
- 7 Let's Pray Song
- 8 The Big Question Box Song
- 9 The Bible Chant Song
- 10 ACTS Prayer Song (Short Version)
- 11 ACTS Prayer Song (Full Version)

Why the Extra Songs?

Deep Down Detectives is a curriculum used by a wide age-span of kids. Sometimes one of the other songs is a better fit for your kids. Or, you may simply want to teach them more songs on the same Bible Truth. Use as many or as few as you want.

listen to or download songs for free at <https://praisefactory.org>: Deep Down Detectives Music page

UNIT 8: THE GOD WHO LOVES

- 12 Big Q & A 8 Song
- 13 Big Question 8 Song: What Is God's Love for His People Like?
- 14 Big Question 8 Bible Verse Song: Oh, Give Thanks 1 Chronicles 16:34 ESV (full version)
- 15 Big Question 8 Bible Verse Song: Oh, Give Thanks 1 Chronicles 16:34 ESV (short version)
- 16 *Extra Big Question 8 Bible Verse Song: Give Thanks 1 Chronicles 16:34 ESV (different version)*
- 17 *Extra Big Question 8 Bible Verse Song: The Steadfast Love of the Lord Lamentation 3:22,23, ESV*
- 18 Big Question 8 Hymn: And Can It Be, v.1 refrain
- 19 Big Question 8 Praise Song: God Is So Good

What Is God's Love for His People Like? It's More Than They Could Ever Deserve...

Bible Truth 1: God Gave His Son, Jesus, to Save Them

- 20 Bible Verse: This Is Love 1 John 4:10, ESV
- 21 *Extra Song: God's One, Big Plan*
- 22 *Extra Bible Verse: The LORD Is Good to All Psalm 145:9,13,15-16, ESV*
- 23 *Extra Bible Verse: For God So Loved the World John 3:16, ESV*

Bible Truth 2: God Always Takes Care of Them

- 24 Bible Verse: The LORD Is My Shepherd Psalm 23:1-6, ESV
- 25 *Extra Bible Verse: Who Shall Separate Us Romans 8:35, 37-39, ESV*
- 26 *Extra Bible Verse: If God Is for Us Romans 8:31-32,35,38-39, ESV (different version)*

Bible Truth 3: God Uses Their Sadnesses for Good

- 27 Bible Verse: And We Know Romans 8:28-29, ESV
- 28 *Extra Bible Verse: All Things Romans 8:28-29, ESV*

Bible Truth 4: God Will Never Stop Loving His People

- 29 Bible Verse: I Will Betroth You to Me Hosea 2:19, ESV
- 30 *Extra Bible Verse: Even to Your Old Age Isaiah 46:4,9,11, ESV*
- 31 *Extra Bible Verse: For He Chose Us Ephesians 1:4-5, HCSB*

Big Question 8, Bible Truth 4 Overview: Key Concepts

P.1

Unit 8: The God Who Loves

Unit Big Question (and Answer): What Is God's Love for His People Like?
It's More than They Could Ever Deserve!

Unit Bible Verse: "Oh give thanks to the LORD, for he is good; for his steadfast love endures forever!"
--1 Chronicles 16:34, ESV

Bible Truth 4 Concept: God Will Never Stop Loving His People

Our love for others changes. Sometimes we love others a lot. Sometimes we don't love them very much.

But God's love for His people is not like that. God's love for His people never changes. God loved His people before they loved Him or even knew Him. He paid for their sins through Jesus' perfect life, when He suffered and died on the cross. He adopts them as His people, when they turn away from their sins and trust in Jesus as their Savior. Nothing will ever stop God from loving His people! They are bound in love to Him through Jesus, and that is a love that will never, ever end! We can become God's people when we turn away from our sins and trust in Jesus as our Savior.

Bible Truth 4 Bible Verse: Hosea 2:19, ESV

"I will betroth you to me forever. I will betroth you to me in righteousness and in justice, in steadfast love and in mercy."

Learn a Little: "I will betroth you to me forever... in love."

Meaning

To be betrothed to someone is to make a special promise to love them always. Men and women in Bible times used to make special betrothal promises to each other before they got married.

In the Bible, God tells us that He betroths Himself to His people. That means He promises to always love them. He will always be faithful to them. He will always love and care for them. He will always be righteous and just in how He treats them--that means He will always love His people by doing the right thing. He will never do anything evil or treat them badly. He will always show them mercy and treat them with tenderness and kindness.

The Bible also tells us that at the end of time, all of God's people will live with God forever. Jesus will be like the bridegroom who greets his bride on his wedding day with great joy and begins his life with the one he loves. There will never be anything better than this life with God!

We can become God's people when we turn away from our sins and trust in Jesus as our Savior.

Bible Truth 4 ACTS Prayer

- A** We praise You, God, for being so full of love for Your people. You love them with a love that will never, ever end.
- C** God, You offer us a love that will never end, but many times, we choose to not love You. We choose to live life our own way, even if it means breaking Your good laws. Please forgive us! We need a Savior!
- T** Thank You, God, for sending Jesus to be our Savior. Thank You that all who put their trust in You can rest in Your love forever.
- S** God, work deep inside our hearts! Help us to turn away from our sins and trust in Jesus as our Savior. Help us to love You and help us to know Your love. Make us Your people who enjoy Your love forever. In Jesus' name, we pray, Amen.

Bible Truth 4 Story

The Case of the One Who Would Not Stop

1 & 2 Samuel, Psalms 16, 23

Songs Used in Bible Truth 4

Big Q & A 8 Song

Big Question 8 Song: What Is God's Love for His People Like?

Big Question 8 Bible Verse Song: O, Give Thanks 1 Chronicles 16:34 ESV

Extra Big Question 8 Bible Verse Song: Give Thanks 1 Chronicles 16:34 ESV

Extra Big Question 8 Bible Verse Song: The Steadfast Love of the Lord Lamentation 3:22,23, ESV

Big Question 8 Hymn: And Can It Be, v.1 refrain

Big Question 8 Praise Song: God Is So Good

Bible Truth 4 Bible Verse Song: I Will Betroth You to Me Hosea 2:19, ESV

Bible Truth 4 Extra Bible Verse: Even to Your Old Age Isaiah 46:4,9,11, ESV

Bible Truth 4 Extra Bible Verse: For He Chose Us Ephesians 1:4-5, HCSB

listen to or download songs for free at <https://praisefactory.org>: Deep Down Detectives Music page

1. GETTING STARTED



= follow the stars for a short & simple lesson plan

<p>Intake Activity Ideas</p>	<p>Choose one of these open-ended activities to include children as they join the class:</p>	
<p>Free Play Time <i>suggestions in Appendix D</i></p>	<p>★ Offer your own or some of the easy-to-make, free play activities suggested in Appendix D.</p>	
<p>OR Sing-along Music Time <i>lyrics and sheet music, Appendix A</i></p>	<p>Music from Deep Down Detectives (DDD) ESV Songs 8: Big Q & A 8 Song Big Question 8 Song Big Question 8 (Unit) Bible Verse Song: Oh, Give Thanks 1 Chronicles 16:34 ESV (full version) Big Question 8 (Unit) Bible Verse Song: Oh, Give Thanks 1 Chronicles 16:34 ESV (short version) Extra Big Question 8 (Unit) Bible Verse Song: Give Thanks 1 Chronicles 16:34 ESV Extra Big Question 8 (Unit) Bible Verse Song: The Steadfast Love of the Lord Lamentation 3:22,23, ESV Big Question 8 Hymn: And Can It Be, v.1 Refrain Big Question 8 Praise Song: God Is So Good Bible Truth 4 Bible Verse Song: The Time Is Fulfilled Mark 1:15, ESV Bible Truth 4 Extra Bible Verse Song: The Time Mark 1:15, ESV (other version) Bible Truth 4 Extra Bible Verse Song: Everyone Who Names the Name 2 Timothy 2:19,22, ESV Bible Truth 4 Extra Bible Verse Song: Help Us, O God of Our Salvation Psalm 79:9, ESV</p>	<p><i>DDD ESV Songs 8, track 12</i> <i>DDD ESV Songs 8, track 13</i> <i>DDD ESV Songs 8, track 14</i> <i>DDD ESV Songs 8, track 15</i> <i>DDD ESV Songs 8, track 16</i> <i>DDD ESV Songs 8, track 17</i> <i>DDD ESV Songs 8, track 18</i> <i>DDD ESV Songs 8, track 19</i> <i>DDD ESV Songs 8, track 26</i> <i>DDD ESV Songs 8, track 27</i> <i>DDD ESV Songs 8, track 28</i> <i>DDD ESV Songs 8, track 29</i></p> <p><i>Add more fun to Sing-along Music Time by adding a Music, Movement & Memory Activity. These activities are listed on p.10 of this lesson plan with the Response Activities. Instructions found in Appendix B.</i></p>
<p>OR Bible Verse Memory Game <i>instructions found in Appendix B</i></p>	<p>Lesson 1 Game: Duck, Duck, Goose Lesson 2 Game: Slap, Clap and Stack Lesson 3 Game: Simon Says How <i>These activities are also included on p.10 of this lesson plan with the Response Activities.</i></p>	
<p>2. OPENING CIRCLE TIME (introduce the Bible Truth and tell the related Bible story)</p>		
<p>Gathering the Children <i>lyrics and sheet music, Appendix A</i></p>	<p>Sing verse 1 of <i>The Classroom Song</i> to gather the children for Circle Time.</p> <p>The Classroom Song, verse 1 <i>DDD ESV Songs 8, track 1</i> Let's gather together to worship God, Let's gather together to worship God, Let's gather together to worship God, Come gather here with me!</p>	
<p>Welcome to Deep Down Detectives</p>	<p>★ "Welcome to Deep Down Detectives. We're so glad you've joined us! Detectives are people who look for answers to questions. In Deep Down Detectives, we look for answers to big questions about God. We dig deep down in the truths of God's Word to find them."</p>	

2. OPENING CIRCLE TIME, continued




= follow the stars for a short & simple lesson plan

<p>Deep Down Detectives Theme Song</p> <p><i>lyrics and sheet music, Appendix A</i></p>	<p>"Let's sing our Deep Down Detectives Theme Song."</p> <p>★ Deep Down Detectives Theme Song DDD ESV Songs 8, track 5</p> <p>We're Deep Down Detectives, diggin' deep in God's Word, For truths about God and His plans for this world, We're seeking to love Him, with all of our heart, We're Deep Down Detectives! Come on! Let's start!</p>
<p>Classroom Rules Song</p> <p><i>lyrics and sheet music, Appendix A</i></p>	<p>There are two very important things that Deep Down Detectives do together: we worship God and we love one another. Our Classroom Rules Song reminds us how we should act. Let's sing it."</p> <p>Classroom Rules Song DDD ESV Songs 8, track 6</p> <p>Shh, be quiet while someone is talking, Raise your hand, if you have something to say, Don't touch your friend, sitting beside you, Obey your teachers, Be kind as you play. These are our classroom rules, These are our classroom rules, They help us worship God and love one another, These are our classroom rules.</p>
<p>Opening Prayer Time</p> <p><i>lyrics and sheet music, Appendix A</i></p>	<p>"Children, we need God's help to keep these rules. Let's ask Him to help us right now. Let's get ready and pray."</p> <p>Let's Pray DDD ESV Songs 8, track 7</p> <p>1-2-3! Fold your hands, Bow your head, Close your eyes. Let's pray! (<i>repeat</i>)</p> <p>"Let's pray:"</p> <p>★ Opening Prayer</p> <p>Dear Lord, We're so glad to get to gather together to worship You! Please help us keep the classroom rules. Please help us to love You and learn about You today. In Jesus' name, we pray. Amen.</p>

2. OPENING CIRCLE TIME, continued

★ = follow the stars for a short & simple lesson plan

<p>Reveal the Big Question</p> <p>Introduce the Big Question Box/Briefcase</p> <p><i>lyrics and sheet music, Appendix A</i></p>	<p>“Detectives INVESTIGATE things. That means they ask questions and look for answers. Deep Down Detectives investigate big questions about God. The Big Question we are investigating today is right inside our Big Question Box/Briefcase.</p> <p>The Big Question Box Song <i>DDD ESV Songs 8, track 8</i></p> <p>We’ve got a big box, All closed up and locked, Filled with the truths of God’s Word.</p> <p>We’ve got a brief case, There’s no time to waste, Come on, kids, let’s open it up!</p>
<p>The Big Question under Investigation</p> <p>VISUAL AID</p> <p></p> <p><i>of BQB</i></p> <p><i>Big Question & Answer Sign, front side</i></p> <p><i>*found in the DDD Unit 8 Visual Aids, ESV Book</i></p>	<p>Ok, who would like to open for me and pull out the Big Question?”</p> <p><i>Choose a child to open the box/briefcase, take out the Big Question and hand it to you, then hold up the Big Question sign for all the children to see, and say:</i></p> <p>★ The Big Question we are investigating today is Big Question Number 8: What Is God’s Love for His People Like? and the Answer is: It’s More than They Could Ever Deserve!</p>
<p>Big Question Meaning</p>	<p>★ God has a special people He loves. They come from all over the world. They’ve lived in every time --from long ago, all the way up to today. And there are millions and millions of them!</p> <p>There is nothing better than being one of God’s special people! God has adopted them as His children. He promises to love and care for them always. He gives them special closeness with Him in their heart; and one day when they die, they will go to live with Him forever.</p> <p>God’s people know His love for them is more than they could ever deserve. They know God didn’t make them His special people because they were so good. They are sinners who have disobeyed His good laws, just like everyone else. God just loves them just because He loves them.</p> <p>God’s love for His people is the biggest love there will ever be. It’s so big that God sent His Son, Jesus, to suffer and die on the cross to pay for their sins. That was the only way they could become His people. You and I can become God’s people when we turn away from our sins and trust in Jesus as our Savior.</p>
<p>Big Question Songs</p> <p>Big Q & A 8 Song</p> <p><i>lyrics and sheet music, Appendix A</i></p>	<p>★ “Let’s sing our Big Question Song: Big Q & A 8 Song <i>DDD ESV Songs 8, track 12</i> <i>(adapted version of “Baa, Baa, Black Sheep)</i></p> <p>What is God’s love for His people like? More than they could ever deserve. What is God’s love for His people like? More than they could ever deserve. What is God’s love for His people like? More than they could ever deserve.</p>

2. OPENING CIRCLE TIME, continued



= follow the stars for a short & simple lesson plan

<p>Learning about the Big Question (use one or both)</p> <p>★</p>	<p>Repeat the Big Question and Answer again: "What Is God's Love for His People Like? More than They Could Ever Deserve!"</p> <p>Say: "Hmmm, I wonder what that means... Let's do our action rhyme/sing our song that explains it."</p> <p>Then do the action rhyme or sing the song using any of the optional motions suggested, if desired.</p>	
<p>Big Question Action Rhyme</p>	<p>Big Question 8 Action Rhyme</p> <p>God has a special people, A special, special people, God has a special people... ...from ev-ry-where! And you can be His, too!</p> <p>God loves His special people His special, special people, God loves His special people... ...forever and ever!! And you can be His, too!</p>	<p>(POSSIBLE ACTIONS)</p> <p><i>Stretch your hands out wide to include every place</i></p> <p><i>Point to someone else</i></p> <p><i>Place your hand on your heart</i></p> <p><i>Point to someone else</i></p>
<p>Big Question (Action Rhyme) Song</p> <p><i>lyrics and sheet music, Appendix A</i></p> <p>★</p>	<p>Big Question 8 (Action Rhyme) Song</p> <p style="text-align: right;"><i>DDD ESV Songs 8, track 13</i></p> <p>(POSSIBLE ACTIONS)</p> <p><i>Place hand over your heart</i></p> <p>Verse 1</p> <p>God loves His people from all places, from all times, with ev'ry kind of faces. God loves His people from ev'ry nation, And He loves them all through Jesus Christ</p> <p>Refrain</p> <p>God's love for His people is more than they could ever deserve. God's love for His people is more than they could ever deserve.</p> <p>Verse 2</p> <p>God loved His people before the beginning, Even before they were repenting and believing, God loved His people from ev'ry nation, And He loved them all through Jesus Christ. <i>Refrain</i></p> <p>Verse 3</p> <p>God loved His people, He sent Jesus, To save them, so forever they would be His, God loves His people from ev'ry nation, And He always will through Jesus Christ. <i>Refrain</i></p> <p><i>Touch your face</i></p> <p><i>Place hand over your heart</i></p> <p><i>Stretch your hands out wide to include people from every nation</i></p> <p><i>Make cross with your index fingers</i></p>	

2. OPENING CIRCLE TIME, continued

★ = follow the stars for a short & simple lesson plan

Learning the Bible Truth

VISUAL take out

AID



of BQB

VISUAL AID

All the Bible Truths Sign

★ "It's More than They Could Ever Deserve" is a good beginning, but there's so more to learn. So it's time for us to dig down even deeper for more answers to our Big Question about God. We're going to be learning **FOUR** Bible truths that all tell us more about God's love for His people.

Who would like to hand me the picture with our four Bible truths on it? It's in the Big Question Box/Briefcase." *Choose a child to get it and hand it to you, then hold it up and show them the pictures of the four truths they will be learning.*

Bible Truth Clue

VISUAL take out

AID



of BQB

Bible Truth Clue Sign,

front side

VISUAL AID

After everyone has had a good look, say...

"Ok, we've learned three truths about God's love for His people. They are: "God Gave His Son, Jesus, to Save Them", "God Always Takes Care of Them"; and, "God Uses Their Sadnesses for Good." (point to pictures as you identify each Bible Truth). Now let's look at our Bible Truth Clue sign and see if we can figure out which of these four truths we will be learning about today. Who would like to get it out of the Big Question Briefcase for me?"

Choose a child to open the briefcase, take out the Bible Truth Clue sign and hand it to you. Hold up the front side for the children to see. Cover up the answer, written along the bottom, and say:

**"What Is God's Love for His People Like?
It's More than They Could Ever Deserve...
God Will Never ???? Loving His People!**

Hint

We're missing one word. Here's the hint to what the missing word is. It says: "What is the opposite of "go"? It starts with the letter "S" and it rhymes with "hop."

Can you guess? It's "stop."

So the Bible Truth we are learning today is:
uncover answer from bottom of sign, show it to them and say:)

★ **"What Is God's Love for His People Like?
It's More than They Could Ever Deserve...
God Will Never STOP Loving His People!**

Bible Truth Meaning

★ And here is what this Bible Truth means: *(read the meaning off of the back of the sign, say:)*

Our love for others changes. Sometimes we love others a lot. Sometimes we don't love them very much.

But God's love for His people is not like that. God's love for His people never changes. God loved His people before they loved Him or even knew Him. He paid for their sins through Jesus' perfect life, when He suffered and died on the cross. He adopts them as His people, when they turn away from their sins and trust in Jesus as their Savior. Nothing will ever stop God from loving His people! They are bound in love to Him through Jesus, and that is a love that will never, ever end! We can become God's people when we turn away from our sins and trust in Jesus as our Savior.

2. OPENING CIRCLE TIME, continued

★ = follow the stars for a short & simple lesson plan

<p>Learning the Bible Verse</p> <p>The Bible Chant Song</p> <p><i>lyrics and sheet music, Appendix A</i></p>	<p>"And how do I know this is true? God tells me so in His special book, the Bible."</p> <p><i>Say or sing the Bible Chant Song.</i></p> <p>The Bible Chant Song <i>DDD ESV Songs 8, track 9</i></p> <p>The Bible, the Bible, Let's get out the Bible. Let's hear what God has to say. The Bible, the Bible, God's given us the Bible. It's His Word for us to learn and obey! Yay!</p>
<p>Bible Verse</p> <p><i>DDD 8.4 Bible Verse-front side (in the DDD Bible folder)</i></p> <p><i>VISUAL AID</i> Place verse in take out</p> <div style="display: flex; align-items: center;"> <div style="border: 1px solid black; padding: 2px; margin-right: 5px;">#4</div> <div style="border: 1px solid black; padding: 2px; margin-right: 5px;">DDD Bible Folder</div> <div style="border: 1px solid black; padding: 2px; margin-right: 5px;">? Big Question Briefcase ?</div> </div> <p><i>of BQB</i></p> <p><i>DDD Bible Folder</i></p> <p><i>*found in the DDD Unit 8 Visual Aids, ESV Book</i></p>	<p>"Who would like to get our Bible folder out of the Big Question Briefcase for me?"</p> <p><i>Choose a child to open the briefcase, take out the "Bible" folder and hand it to you. Remove the Bible Verse Picture from the "Bible" folder and hold it up for all the children to see, then say:</i></p> <p>Hosea 2:19 tells us:</p> <p>★ Hosea 2:19, ESV</p> <p>"I will betroth you to me forever. I will betroth you to me in righteousness and in justice, in steadfast love and in mercy."</p> <p>Learn a Little: "I will betroth you to me forever... in steadfast love."</p>
<p>Bible Verse Meaning</p>	<p>★ What does that mean?</p> <p>To be betrothed to someone is to make a special promise to love them always. Men and women in Bible times used to make special betrothal promises to each other before they got married.</p> <p>In the Bible, God tells us that He betroths Himself to His people. That means He promises to always love them. He will always be faithful to them. He will always love and care for them. He will always be righteous and just in how He treats them--that means He will always love His people by doing the right thing. He will never do anything evil or treat them badly. He will always show them mercy and treat them with tenderness and kindness.</p> <p>The Bible also tells us that at the end of time, all of God's people will live with God forever. Jesus will be like the bridegroom who greets his bride on his wedding day with great joy and begins his life with the one he loves. There will never be anything better than this life with God!</p> <p>We can become God's people when we turn away from our sins and trust in Jesus as our Savior.</p>

2. OPENING CIRCLE TIME, continued



= follow the stars for a short & simple lesson plan

**Bible Verse
Song**

*lyrics and sheet music,
Appendix A*

You might also enjoy:

*Even to Your Old Age
Isaiah 46:4,9,11, ESV
DDD ESV Songs 8,
track 30;*

*For He Chose Us
Ephesians 1:4-5, HCSB
DDD ESV Songs 8,
track 31*

We've said our Bible verse, now let's sing it!



I Will Betroth You to Me: Hosea 2:19

DDD ESV Songs 8, track 29

I will betroth you to me forever,
I will betroth you to me forever,
In righteousness and justice,
In love and in mercy.
I will betroth you to me forever,
I will betroth you to me forever,
Hosea Two, nineteen.

2. OPENING CIRCLE TIME, continued

★ = follow the stars for a short & simple lesson plan

<p>Getting into the Case</p>	<p>"Now it's time to do a bit more deep down investigating. Let's see what Detective Dan wants us to help him figure out. Would someone like to get it out for me?"</p>
<p>Listening Assignments</p> <p>Place in  take out  of BQB</p>	<p>NOTE: Listening assignments are most suitable for ages 3+. Skip straight to the Bible story (see bottom of this page), if working with 2 year olds.</p> <p>"Let's open up our listening assignment and see what we are supposed to figure out today.</p> <p>Choose a child to take out the Listening Assignment (from the DDD Bible Folder) and hand it to you. Read Detective Dan's letter to the children that includes the listening assignment. The listening assignments are summarized below:</p>
<p>VISUAL AID</p> <p></p> <p>DDD Unit 8 Visual Aids, ESV</p>	<p>Detective Dan's Lesson #1 Listening Assignment:</p> <p>I need to find out:</p> <ol style="list-style-type: none"> 1. Who was the One who would not stop loving David? 2. Why was it surprising that He would not stop loving him?
<p>VISUAL AID</p> <p></p> <p>DDD Unit 8 Visual Aids, ESV</p>	<p>Detective Dan's Lesson #2 Listening Assignment:</p> <p>Our Bible Verse is Hosea 2:19, ESV:</p> <p>"I will betroth you to me forever. I will betroth you to me in righteousness and in justice, in steadfast love and in mercy."</p> <p>I need to find out:</p> <ol style="list-style-type: none"> 1. Who did the LORD love with this kind of unstoppable love in our story? 2. How did the LORD show His love and compassion to this person?
<p>VISUAL AID</p> <p></p> <p>*Listening Assignment #3 includes the Assignment Sheet, plus 6 clue pictures*</p> <p>DDD Unit 8 Visual Aids, ESV</p>	<p>Detective Dan's Lesson #3 Listening Assignment:</p> <p>I found six clues, but only 4 of them are in the story. They are: A harp, a very tall man, a butterfly, a son named Absalom, a cake, and a cave. Hold each of them up for the children to see as you identify them.</p> <p>I need to figure out:</p> <ol style="list-style-type: none"> 1. Which four belong in our story? 2. Who asked God to forgive his sins? Who sang praises to God?
<p>Tell the Bible Story</p> <p>Place story & pics in  take out  of BQB</p> <p>DDD Unit 8 Visual Aids, ESV</p> <p>Story text included in this book right after this lesson plan and in Visual Aids book</p>	<p>★ Then say. "Ok, Deep Down Detectives! Put on your best listening ears and see if you can hear the answers to Detective Dan's questions. When I finish telling the story, we will see if we can answer all the questions."</p> <p>★ Bible Story: The Case of the One Who Would Not Stop 1 & 2 Samuel, Psalms 16, 23</p> <p>Read the Bible Truth story, putting up the storyboard pictures/Story Scenes as you tell it. Then have the children answer the listening assignment, present the gospel and lead in prayer.</p> <p>*Answers to questions, the gospel and ACTS prayer are included with the story text.*</p>

2. OPENING CIRCLE TIME, continued

★ = follow the stars for a short & simple lesson plan

<p>Story Response Song(s)</p> <p>Hymn</p> <p><i>lyrics and sheet music, Appendix A</i></p>	<p><i>As attention span and time allow, you might want to end with one of the following songs which also tie in with the unit. If desired, use the Music and Movement activity ideas while singing (listed with the Response Activities).</i></p> <p>And Can It Be <i>DDD ESV Songs 8, track 18</i></p> <p>Refrain</p> <p>Amazing love, how can it be? That thou, my God, should die for me? Amazing love, how can it be? That thou, my God, should die for me?</p> <p>Tie-in: "God's love is amazing! How He loves His people! They deserved the full punishment for their sins. They deserved to die and be separated from God forever. But Jesus came to die for the sins of all who would ever turn from their sins and trust in Him as their Savior. He died in their place. He took their sins, so that they could be forgiven and live as God's people forever. When we turn from our sins and trust in Jesus as our Savior, then His death pays for our sins, too. We, too, can know God now in our hearts; and one day, go to live with Him forever."</p>
--	--

<p>Praise Song</p> <p><i>lyrics and sheet music, Appendix A</i></p>	<p>Praise Song: God Is So Good <i>DDD ESV Songs 8, track 19</i></p> <p>God is so good (powerful, holy), God is so good (powerful, holy), God is so good (powerful, holy), He's so good (powerful, holy) to me.</p> <p>Tie-in: "Children, God is so good to us, sinful humans! That He would love us and send His Son, Jesus, to die for them. Let's sing of how good He is and how loving He is!"</p>
--	--






3. TAKING ACTION: Response Activities *(choose from among these activities)*

<p>Transition to Activities</p>	<p>★ Well, Deep Down Detectives, you've done a great job diggin' deep down for answers in the truths of God's Word. Now it's time to enjoy some activities."</p> <p><i>Tell children what activity/s you are providing for them: either free play or some of the response activities listed below. When you are ready to dismiss them, use this song to help the children transition in an orderly fashion to their next activity.</i></p>
<p>Classroom Song, verse 2</p> <p><i>lyrics and sheet music, Appendix A</i></p>	<p>"Children, let's sing our Time to Play Song. When we are finished you may get up and walk over to our next activity."</p> <p>Classroom Song, verse 2 <i>DDD ESV Songs 8, track 2</i></p> <p>We've gathered together to worship God, We've gathered together to worship God, And now it's time to play.</p> <p><i>Dismiss the children to whatever activities you have prepared for them to do.</i></p>


Lesson Plan: Big Question 8, Bible Truth 4

use with all THREE lessons

3. TAKING ACTION: Response Activities (choose from among these activities) ★ = short & simple lesson plan

<p>Response Activities</p>	<p>Choose one or more activities appropriate for your children, based on classroom time and developmental needs. Add the Discussion Sheet to any activity for deeper learning. ★</p>
<p>Bible Verse Memory Game</p> <p><i>game directions, Appendix B</i></p>	<p>Though listed with the opening activities, you may choose to use this Bible verse game here instead (or as a repeat).</p> <ul style="list-style-type: none"> • Lesson 1 Game: Duck, Duck, Goose • Lesson 2 Game: Slap, Clap and Stack • Lesson 3 Game: Simon Says How <p>Use the Discussion Sheet with this activity for even deeper learning ★</p>  <p>Discussion Questions</p>
<p>Music, Movement & Memory Activity</p> <p><i>game directions, Appendix B</i></p>	<p>A music activity that uses the songs from the Bible Truth and Big Question unit.</p> <ul style="list-style-type: none"> • DDD Songs for this Bible Truth, plus: • Lesson 1 Activity: Musical Squares • Lesson 2 Activity: Thumping Drums • Lesson 3 Activity: Say, Spring Up and Shout <p>Use the Discussion Sheet with this activity for even deeper learning ★</p>  <p>Discussion Questions</p>
<p>Bible Story Review Game</p> <p><i>game directions, Appendix B</i></p>	<p>A game that uses the storyboard pictures from the story to review the story.</p> <ul style="list-style-type: none"> • Lesson 1 Game: Fix Up the Mix Up • Lesson 2 Game: Take Me through the Tunnel • Lesson 3 Game: Missing in Action <p>Use the Discussion Sheet with this activity for even deeper learning ★</p>  <p>Discussion Questions</p>
<p>Coloring Pages/ Take Home Sheets</p> <p><i>in Appendix C</i></p> <p>★</p>	<p>A coloring page related to the lesson assignment question is provided for each lesson. On the back of each are the key concepts, a few questions and a song for parents to use with their children.</p> <p>NOTE: Upgrade your coloring sheet to a more interesting craft by offering simple embellishments, such as jiggly eyes, craft sand, glitter, glitter glue, colored paper dots (made with a hole punch), fabric scraps, etc. Make cut-to-size glued-on clothes, hair, etc for characters by using a copy of the coloring sheet, cutting out the selected portions and making them the patterns for whatever you want to cut out of fabric, paper, foil, etc.</p> <ul style="list-style-type: none"> • Lesson 1 Coloring Sheet Emphasis: Bible Truth • Lesson 2 Coloring Sheet Emphasis: Bible Verse • Lesson 3 Coloring Sheet Emphasis: ACTS Prayer <p>Use the Discussion Sheet with this activity for even deeper learning ★</p>  <p>Discussion Questions</p>
<p>Extra Crafts: Big Question Craft</p> <p><i>in Appendix C</i></p> <p>Bible Verse Craft</p> <p><i>in Appendix C</i></p> <p>Bible Story Puzzle</p> <p><i>in Appendix C</i></p>	<p>These crafts are slightly more complex than the coloring/take home sheets:</p> <p>The Bible Concept Go-and-Tell Craft is a craft that summarizes the Bible concept and includes the Bible verse is included for those desiring more than a coloring sheet. This more complex craft will involve gluing, sticking, etc. Can be used at any time.</p> <p>The Bible Story Coloring Sheet provides a tie in between the Bible story and the Bible truth they are learning.</p> <p>The Storyboard Picture Placement Page has been made into a puzzle that can be cut out and re-assembled by the children. This provides a nice summary of the story.</p> <p>Use the Discussion Sheet with these activities for even deeper learning ★</p>  <p>Discussion Questions</p>
<p>Free Play Activities ★</p> <p><i>ideas in Appendix D</i></p>	<p>Offer your own or some of the easy-to-make, free play activities suggested in Appendix D.</p>

4. CLOSING CIRCLE TIME *(End-of-session activities for the last 5-10 minutes of class time)*

 = short & simple lesson plan

<p>Transition to Closing Circle</p> <p>Classroom Song, verse 3</p> <p><i>lyrics and sheet music, Appendix A</i></p>	<p><i>Use this song to help the children transition in an orderly fashion. Start singing this song and ask the children to gather with you for Closing Circle Time.</i></p> <p>Classroom Song, verse 3 <i>DDD ESV Songs 8, track 3</i></p> <p>It's time to get ready to go and tell, It's time to get ready to go and tell, Come gather here with me.</p>
<p>Closing Circle Time</p> <p>Classroom Song, verse 4</p> <p><i>lyrics and sheet music, Appendix A</i></p>	<p><i>When children are settled in the circle, say:</i></p> <p>"It's almost time for your parents to come pick you up. And do you know what that means? It means.... (draw this out to build anticipation and excitement)...that it's almost time to go home and....it's almost time to...Go and Tell! We have learned some big news about God today. God wants us to take and tell it to the whole world!"</p> <p>Classroom Song, verse 4 <i>DDD ESV Songs 8, track 4</i></p> <p>So what's our big news to go and tell, So what's our big news to go and tell, Can you tell me now?</p>
<p>Big News to Tell</p> <p>Big Question 8</p> <p><i>VISUAL AID</i></p> <div style="border: 1px solid black; background-color: #90EE90; padding: 5px; width: 30px; margin: 5px auto; text-align: center;">#1</div> <p><i>*found in the DDD Unit 8 Visual Aids, ESV Book lyrics and sheet music, Appendix A</i></p> <p>Big Question 8, Bible Truth 4</p> <p><i>VISUAL AID</i></p> <div style="border: 1px solid black; background-color: #90EE90; padding: 5px; width: 30px; margin: 5px auto; text-align: center;">#3</div>	<p>"Let's see....there's so much big news to tell! There's so much we've learned!</p> <p>First of all, can you tell me the answer to our Big Question: "What Is God's Love for His People Like?" <i>Hold up the Bible Truth Clue Picture.</i></p> <p>Say the answer with me: "It's More than They Could Ever Deserve!"</p> <p><i>(If desired, you can sing one/both of the Big Question songs.)</i> <i>DDD ESV Songs 8, tracks 12,13</i></p> <p>And what's one way He does this? What did we learn? <i>Point to the picture.</i></p> <p>God Will Never Stop Loving His People!"</p> <p>"And how do I know this is true? Can you tell me? Say it with me: "The Bible tells me so!" That's right!</p>
<p>Big Question 8 Bible Truth 4 Bible Verse</p> <p><i>VISUAL AID</i></p> <div style="border: 1px solid black; background-color: #90EE90; padding: 5px; width: 30px; margin: 5px auto; text-align: center;">#4</div> <p><i>*found in the DDD Unit 8 Visual Aids, ESV Book lyrics and sheet music, Appendix A</i></p>	<p>We learned: Hosea 2:19, ESV: "I will betroth you to me forever. I will betroth you to me in righteousness and in justice, in steadfast love and in mercy."</p> <p>Learn a Little: "I will betroth you to me forever... in steadfast love."</p> <p>What This Means: To be betrothed to someone is to make a special promise to love them always. Men and women in Bible times used to make special betrothal promises to each other before they got married. In the Bible, God tells us that He betroths Himself to His people. That means He promises to always love them. He will always be faithful to them. He will always love and care for them. He will always be righteous and just in how He treats them--that means He will always love His people by doing the right thing. He will never do anything evil or treat them badly. He will always show them mercy and treat them with tenderness and kindness. The Bible also tells us that at the end of time, all of God's people will live with God forever. Jesus will be like the bridegroom who greets his bride on his wedding day with great joy and begins his life with the one he loves. There will never be anything better than this life with God! We can become God's people when we turn away from our sins and trust in Jesus as our Savior. <i>(Sing the Bible song.)</i> <i>DDD ESV Songs 8, track 29</i></p>

4. CLOSING CIRCLE TIME, continued



= follow the stars for a short & simple lesson plan

<p>Closing ACTS Prayer Time</p> <p>ACTS Prayer Chant</p> <p><i>lyrics and sheet music, Appendix A</i></p>	<p><i>Let's ask God to help us to remember this and even tell others this good news. Let's get ready and pray our ACTS prayer.</i></p> <p><i>And what does ACTS mean? Let's sing/say our ACTS Prayer Chant!</i></p> <p>ACTS Prayer Chant Song <i>DDD ESV Songs 8, tracks 10,11</i></p> <p>A, Adoration, God, we praise You! C, Confession, Forgive us our sins. T, Thanksgiving, Thank You for Jesus, S, Supplication, Help us to live like Him.</p> <p style="text-align: right;">That's the ACTS prayer, my friend, Bow your head, Close your eyes, Shhh, Let's begin.</p>
<p>Closing ACTS Prayer</p>	<p>"Let's pray!"</p> <p><i>Lead the children in the ACTS prayer for this Bible Truth.</i></p> <p>A We praise You, God, for being so full of love for Your people. You love them with a love that will never, ever end.</p> <p>C God, You offer us a love that will never end, but many times, we choose to not love You. We choose to live life our own way, even if it means breaking Your good laws. Please forgive us! We need a Savior!</p> <p>T Thank You, God, for sending Jesus to be our Savior. Thank You that all who put their trust in You can rest in Your love forever.</p> <p>S God, work deep inside our hearts! Help us to turn away from our sins and trust in Jesus as our Savior. Help us to love You and help us to know Your love. Make us Your people who enjoy Your love forever.</p> <p>In Jesus' name, we pray. Amen.</p>
<p>5. TAKING IT HOME <i>(Take Home Sheet)</i></p>	
<p>Clean up and Dismissal </p>	<p>"Now it's time to work together and clean up." <i>Have the children join you in cleaning up the room.</i></p>
<p>Coloring Pages/ Take Home Sheets </p> <p><i>in Appendix C</i></p>	<p><i>Give out the craft/take home sheet and any other papers from the session, as you dismiss children from class.</i></p> <p><i>(Reminder: The back side of the coloring page is the take home sheet for each lesson.)</i></p>
<p>Bible Story to Take-Home</p> <p><i>in Appendix C</i></p>	<p>You may also want to include a copy of the story along with the take home sheet. (However, each coloring sheet/take home sheet includes a note to parents telling where they can download the story from the Parent Resources section on the website.</p>

The Case of the One Who Would Not Stop*1 & 2 Samuel, Psalms 16, 23***Story-telling Tips**

Ahead of time:

1. Read the Bible verses and story. Pray!
2. Choose story action cues and/or prepare storyboard figures, if using. (Included in Visual Aids book)
3. Practice telling story with the storyboard pictures, timing your presentation. Shorten, if necessary.

During your presentation:

1. Maintain as much eye contact as possible as you tell the story.
2. Put up storyboard figures/add story action cues as you tell the story. Allow the children to help you put them on the board, if desired.
3. Include the children in your story with a few questions about what they think will happen or words/concepts that might be new to them.
4. Watch the kids for signs that their attention span has been reached. Shorten, if necessary.

INTRODUCTION/ LISTENING ASSIGNMENTS

“Our story is called: The Case of the One Who Would Not Stop. Here is your listening assignment...” Read from Detective Dan’s Listening Assignment signs, but questions are summarized below:

Detective Dan’s Lesson #1 Listening Assignment:

I need to find out:

1. **Who was the One who would not stop loving David?**
2. **Why was it surprising that He would not stop loving him?**

Detective Dan’s Lesson #2 Listening Assignment:**Our Bible Verse is Hosea 2:19, ESV:**

“I will betroth you to me forever. I will betroth you to me in righteousness and in justice, in steadfast love and in mercy.”

I need to find out:

1. **Who did the LORD love with this kind of unstoppable love in our story?**
2. **How did the LORD show His love and compassion to this person?**

Detective Dan’s Lesson #3 Listening Assignment:

I found six clues, but only 4 of them are in the story.

They are: A harp, a very tall man, a butterfly, a son named Absalom, a cake, and a cave.

Hold each of them up for the children to see as you identify them.

I need to figure out:

1. **Which four belong in our story?**
2. **Who asked God to forgive his sins? Who sang praises to God?**

Read the assignment questions, THEN SAY,

“Ok, Deep Down Detectives! Put on your best listening ears and see if you can hear the answers to Detective Dan’s questions. When I finish telling the story, we will see if we can answer all the questions.”

Read the Bible Truth story, answer questions, present the gospel and lead in prayer.

Answers to questions; the gospel; and, ACTS prayer are included with the story text.

The Case of the One Who Would Not Stop *1 & 2 Samuel, Psalms 16, 23*

Story with lines separating paragraphs (text in bold, optional interaction cues in italics)

Our story today is about one of the most famous people in the whole Bible. Let me tell you some of the good things he is famous for. Maybe you can guess his name.

When this man was just a boy, he took care of his father's sheep. He made up many beautiful songs about God. He sang them and played them on his harp as he watched the sheep. This boy was a very good and very brave shepherd. He even fought off lions and bears with his sling and sometimes with his bare hands!

A few years later, this young man faced a giant soldier named Goliath. Goliath was threatening the armies of Israel and shouting out terrible things about the LORD. All the soldiers of Israel were too scared to fight Goliath, but not this young man. With his sling and one, smooth stone, the LORD helped him fight Goliath and win. King Saul saw how brave he was and made him one of his greatest soldiers!

This young man grew up to be a great king, himself. He took good care of the people of Israel for many years. He captured the beautiful city of Jerusalem and built a fine palace there. How God blessed the people of Israel through this man!

But even though life was so good, this man never forgot the LORD. He kept writing songs to the LORD. He sang them and he shared them with other people to sing, too. Sometimes thousands of people would sing his songs as they gathered together to worship the LORD. Many of his songs are written down in the Bible, God's Word, and we still enjoy reading them and singing them today.

Can you guess the name of this very famous Bible man? I bet you can!

Can you guess?

His name was David! And yes, he was a man who did many good things, even great things.

But did you know that David was also a man who suffered some very sad things, too? David had many enemies who tried to kill him, including King Saul, the very king David had once served so faithfully. Saul was jealous of David and wanted him dead. He and his soldiers chased David for years, trying to kill him, even though David never did anything wrong to him.

And, don't think David never did anything bad, because he did. He was a sinner just like the rest of us! When David became king, he saw a beautiful woman named Bathsheba and he took her to be his. But Bathsheba was already the wife of Uriah, one of his bravest, most faithful soldiers. David made a tricky plan to get rid of Uriah, so he could hide what he had done. He had Uriah killed in a fierce battle, so it would look like it was an accident! Then, David took Bathsheba to be his own wife. This was all very bad.

One of David's greatest sadnesses came from his son, Absalom. Absalom turned against David. Absalom made a tricky plan to get rid of David, so he could be king in David's place. Absalom turned many of the people against David, too. David had to run away from his palace in Jerusalem and hide in the wilderness. Many people wept as David left Jerusalem; but others, like Shimei, called David bad names, and even threw rocks at him.

David and his friends camped out in the dry, lonely wilderness, so Absalom's men wouldn't find him. David did go back to be king in Jerusalem again, but only after Absalom had been killed. How sad David was! How David loved Absalom and missed him, even though he had treated David so terribly!

Story with lines separating paragraphs (text in bold, optional interaction cues in italics)

So, yes, David WAS a man who did many good, even great things. But David was also a man who suffered some very sad things, and even did some very bad things.

But there is something else you need to know about David. Something that was more important than all these other things. It was the WHY behind all those great, good things that David did. And, it was HOW David made it through all those bad and sad things.

The WHY and HOW behind them all was Someone who loved David. WHO do you think it was?

Can you guess?

It was the LORD! The LORD loved David so much! And it was His great love for David that gave David the courage to fight off lions and bears. It was God's great love for David that gave him the courage to face the fierce giant, Goliath. And, it was God's great love that helped David to care for the people of Israel as their king, and made David want to sing all those beautiful songs about God. Yes, the LORD's great love for David was behind all the great and good things that David did.

But, what happened to God's great love for David when David did those bad things and went through all those sad things? Did it go away? No, it did not. God's love for David never stopped. He kept on loving David and kept on helping him, even then.

In His great love for David, the LORD sent the prophet Nathan to help David see his sins, turn away from them, and ask for forgiveness. Do you think the LORD forgave David?

What do you think?

Yes, He did!

And, it was God's great love that comforted David when King Saul tried to kill him. God provided David with everything he needed, all those years when he had to hide from Saul and his soldiers. And, it was God's love for David that later protected him from Absalom and the others who wanted to kill him.

Yes, God's love for David was WHY David did ALL the great, good things he did. And, it was HOW David made it through ALL the bad and sad things.

But God's great love for David did something else, too. His love filled David's heart with great love for... Can you guess who?

Can you guess?

For God! No wonder he sang to the LORD so many songs!

When LORD protected David from Saul and his soldiers, David sang: "I love you, O LORD. You are my strength. You will deliver me and save me from my enemies. I praise Your name!" (from Psalm 18:1-3)

Story with lines separating paragraphs (text in bold, optional interaction cues in italics)

And, when the LORD used Nathan to show David his sin, David sang: "Have mercy on me, O God, according to your steadfast love, take away my sins... Deliver me, my God, my Savior, and I will sing aloud of your perfect goodness. I will praise you!" (from Psalm 51:1-2,14)

And even when Absalom tried to kill him, David sang to God, out in the wilderness: "O LORD, how many are my enemies! Many are saying You will not save me. But you, O LORD, are a shield about me. You hear my prayers and You will take care of me. I will not be afraid of many thousands of people who have set themselves against me all around me. You will rescue me from my enemies. You will save me!" (from Psalm 3)

Yes, the LORD filled David's heart with songs of love for Him.

So, every day of David's life—in the great and good times, and even the bad and sad times—David praised the LORD for His great love for him. It was a love that never stopped.

But most of all, David looked forward to the day when God's greatest promise to him and all of God's people will come true. David sang about it, too. Do you know what that greatest promise is?

Do you know what it is?

God's greatest promise is to bring His people home to live with Him forever. Then, at last, they will enjoy God's love for them in the closest, most wonderful ways. That's why David sang: "Surely the LORD will show me goodness and mercy all the days of my life, and I will go to live with Him forever." (from Psalm 23:6)

For David knew the same thing that we are learning today: God's love for His people is more than they could ever deserve. It goes on and on. God will never stop loving His people. This was the most wonderful thing that David could think of. And, it's what he, along with all of God's people who have already died, is enjoying right now, and will keep on enjoying forever.

We can enjoy God's amazing, unending love, too, if we turn away from our sins and trust in Jesus as our Savior. This is how we become God's people. Ask Him to help you!

Cracking the Case: (story wrap-up for Listening Assignments)

It's time to see how we did with our Listening Assignment.

Detective Dan's Lesson 1 Listening Assignment:

1. Who was the One who would not stop loving David? The LORD.

2. Why was it surprising that He would not stop loving him? Because David did some very bad things that broke God's law.

For You and Me:

Like David, we, too, are sinners. We do not deserve God's love. We deserve His punishment. How sad! But the great news is that God offers to forgive our sins and make us His people when we turn from our sins and trust in Jesus as our Savior. Like David, we can know God and His great love forever!

Detective Dan's Lesson 2 Listening Assignment:

Our Bible Verse is: Hosea 2:19, ESV:

"I will betroth you to me forever. I will betroth you to me in righteousness and in justice, in steadfast love and in mercy."

1. Who did the LORD love with this kind of unstoppable love in our story? David.

2. How did the LORD show His love and compassion to this person? He helped David do the good things that David did. He helped David see that he was a sinner and turn away from his sins when he did bad things. He took care of David through all the sad times, too. He never stopped loving David throughout his whole life.

For You and Me

David knew the LORD's unstoppable love and so can we! How? By turning away from our sins and trusting in Jesus as our Savior. This is how we become God's dearly-loved people forever!

Detective Dan's Lesson 3 Listening Assignment:

Our six clues were: a harp, a very tall man, a butterfly, a son named Absalom, a cake, and a cave.

1. Which four belong in our story?

The harp, the very tall man, Absalom and the cave belong in the story. The butterfly and the cake do not.

2. Who asked God to forgive his sins? Who sang praises to God? David asked God to forgive his sins. David sang praises to God for all of His unfailing love.

For You and Me:

David knew the LORD's unstoppable love and so can we! How? By turning away from our sins and trusting in Jesus as our Savior. This is how we become God's dearly-loved people forever!

The Gospel (story wrap-up if NOT using Listening Assignments)**Our Bible Truth is:**

What Is God's Love for His People Like?

It's More than They Could Ever Deserve...

God Will Never Stop Loving His People!

Why does God keep on loving His people this way, even though they are all sinners who have rebelled against Him? It is because of Jesus!

God sent Jesus to live the perfect life that we should have lived, but never did. On the cross, Jesus gave His perfect life as the full payment for the sins of God's people so they could be forgiven and know special closeness with God as their Heavenly Father.

On the third day, Jesus rose from the dead, proving He had really beaten sin and death for them, once and for all! That's why God loves His people, even though they are sinners. And that's why His love for His people will go on forever and ever. Jesus paid it all!

How wonderful it is to be one of God's people, forever loved by Him! You and me, we can know God's forever love, too, when we turn away from our sins and trust in Jesus as our Savior. God will forgive our sins, too, and we will enjoy wonderful special closeness with God as His special people, now and forever.

Close in prayer.

Closing ACTS Prayer

- A** We praise You, God, for being so full of love for Your people. You love them with a love that will never, ever end.
- C** God, You offer us a love that will never end, but many times, we choose to not love You. We choose to live life our own way, even if it means breaking Your good laws. Please forgive us! We need a Savior!
- T** Thank You, God, for sending Jesus to be our Savior. Thank You that all who put their trust in You can rest in Your love forever.
- S** God, work deep inside our hearts! Help us to turn away from our sins and trust in Jesus as our Savior. Help us to love You and help us to know Your love. Make us Your people who enjoy Your love forever.

In Jesus' name, we pray. Amen.

Go to Lesson Plan, p.9 for the script to the rest of the lesson.

Deep Down Discussion Sheet

use with all THREE lessons

Use with all response activities for deeper learning



P.1

Questions to aid discussion of the key concepts and for use in games

Be familiar with these questions and answers. Look for opportunities to ask questions and discuss their answers, such as while the children work on their coloring pages, as part of their response games, or during play time. Remember: your goal isn't to ask all these questions or only talk to the children about these things. It is to be deliberate in having good conversations with them, however much or little you have.

<p>BIG QUESTION</p> <p>Meaning</p> <p>Discussion Questions</p> <p><i>choose a few</i></p>	<p>What Is God's Love for His People Like? More than They Could Ever Deserve!</p> <p>God has a special people He loves. They come from all over the world. They've lived in every time --from long ago, all the way up to today. And there are millions and millions of them! There is nothing better than being one of God's special people! God has adopted them as His children. He promises to love and care for them always. He gives them special closeness with Him in their heart; and one day when they die, they will go to live with Him forever. God's people know His love for them is more than they could ever deserve. They know God didn't make them His special people because they were so good. They are sinners who have disobeyed His good laws, just like everyone else. God just loves them just because He loves them. God's love for His people is the biggest love there will ever be. It's so big that God sent His Son, Jesus, to suffer and die on the cross to pay for their sins. That was the only way they could become His people. You and I can become God's people when we turn away from our sins and trust in Jesus as our Savior.</p> <ol style="list-style-type: none"> 1. What is God's love for His people like? <i>More than they could ever deserve.</i> 2. Where are God's special people from? <i>From all over the world and from every time people have lived.</i> 3. What have God's special people said sorry to God about? <i>Their sins.</i> 4. Who have God's special people trusted in as their own Savior? <i>Jesus.</i> 5. How long does God promise to love His people? <i>Forever!</i> 6. What is better than being one of God's special people? <i>Nothing!</i> 7. Did God make them His special people because they were so good? <i>No. He loves them because He loves them.</i> 8. What must we do, if we are to be God's special people? <i>Turn away from our sins and trust in Jesus as our Savior.</i>
<p>BIBLE TRUTH</p> <p>Meaning</p> <p>Discussion Questions</p> <p><i>choose a few</i></p>	<p>It's More than They Could Ever Deserve...God Will Never Stop Loving His People!</p> <p>Our love for others changes. Sometimes we love others a lot. Sometimes we don't love them very much. But God's love for His people is not like that. God's love for His people never changes. God loved His people before they loved Him or even knew Him. He paid for their sins through Jesus' perfect life, when He suffered and died on the cross. He adopts them as His people, when they turn away from their sins and trust in Jesus as their Savior. Nothing will ever stop God from loving His people! They are bound in love to Him through Jesus, and that is a love that will never, ever end! We can become God's people when we turn away from our sins and trust in Jesus as our Savior.</p> <ol style="list-style-type: none"> 1. Does our love for others stay the same or change? <i>It changes.</i> 2. Does God's love for His people change? <i>It never changes.</i> 3. Did God love His people before they loved Him? <i>Yes, He did.</i> 4. Did God love His people when they first trusted Him? <i>Yes, He did.</i> 5. How long will God keep on loving His people? <i>Forever!</i> 6. What can stop God from loving His people? <i>Nothing!</i> 7. How can we become God's people? <i>By turning away from our sins and trusting in Jesus as our Savior.</i>

Deep Down Discussion Sheet

use with all THREE lessons

P.2

Questions to aid discussion of the key concepts and for use in games

<p>THE GOSPEL</p>	<p>What is God's good news for you and me? <i>The gospel! What is God's love for His people like? More than they could ever deserve...God will never stop loving them! Why does God keep on loving them this way, though they are all sinners who have rebelled against Him? It is because of Jesus! God sent Jesus to live the perfect life that we should have lived, but never did. On the cross, He gave His perfect life as the full payment for the sins of God's people so they could be forgiven and know special closeness with God as their Heavenly Father.</i></p> <p><i>On the third day, Jesus rose from the dead, proving He had really beaten sin and death for them, once and for all! That's why God loves His people, even though they are sinners. And that's why His love for His people will go on forever and ever. Jesus paid it all! How wonderful it is to be God's people, loved forever by Him. You and me, we can know God's forever love, too, when we turn away from our sins and trust in Jesus as our Savior. God will forgive our sins, too, and we will enjoy wonderful special closeness with God as His special people, now and forever.</i></p>
<p>BIBLE TRUTH BIBLE VERSE</p> <p>Meaning</p> <p>Discussion Questions</p> <p><i>choose a few</i></p>	<p>"I will betroth you to me forever. I will betroth you to me in righteousness and in justice, in steadfast love and in mercy."--Hosea 2:19, ESV</p> <p>Learn a Little: "I will betroth you to me forever... in steadfast love."</p> <p>To be betrothed to someone is to make a special promise to love them always. Men and women in Bible times used to make special betrothal promises to each other before they got married. In the Bible, God tells us that He betroths Himself to His people. That means He promises to always love them. He will always be faithful to them. He will always love and care for them. He will always be righteous and just in how He treats them--that means He will always love His people by doing the right thing. He will never do anything evil or treat them badly. He will always show them mercy and treat them with tenderness and kindness. The Bible also tells us that at the end of time, all of God's people will live with God forever. Jesus will be like the bridegroom who greets his bride on his wedding day with great joy and begins his life with the one he loves. There will never be anything better than this life with God! We can become God's people when we turn away from our sins and trust in Jesus as our Savior.</p> <p>1. What does betroth mean? <i>Making a special promise to love someone always.</i></p> <p>2. What does it mean that God betrothes Himself to His people? <i>He will always love them.</i></p> <p>3. What is God's love like? <i>It is perfect. It is tender and kind. He only does good to His people. It's always just what they need.</i></p> <p>4. How can we become God's people? <i>By turning away from our sins and trusting in Jesus as our Savior. He loves to answer these prayers! Ask Him to help you!</i></p>
<p>BIBLE STORY</p> <p>Discussion Questions</p> <p><i>choose a few</i></p>	<p>The Case of the One Who Would Not Stop</p> <p>1. Today we learned something about God's love for His people. We learned that God Will Never Stop Loving His People. Who knew this is our story today? <i>David.</i></p> <p>2. How did thinking about God's love help David do great, good things? <i>He knew that God would take care of him. He thought about how great God's love was for him, as one of His people, and he delighted to do great, good things to show others how great God is.</i></p> <p>3. How did thinking about God's love help David in bad times? <i>God helped David see his sins, turn away from their and ask for His forgiveness...and God, in His great love, did!</i></p> <p>4. How did thinking about God's love help David in sad times? <i>God's love comforted him when there was no one else to comfort him.</i></p> <p>5. What did David look forward to most of all? <i>To the day when he would live with God forever in heaven. How close he would live to God, enjoying all of His love for him, as one of God's people! This would be best of all!</i></p> <p>6. How can we become God's dearly-loved people, like David was? <i>By turning away from our sins and trusting in Jesus as our Savior.</i></p>