


Hide 'n' Seek Kids

Unit I Simple Story Scenes



Using Simple Story Scenes as a Curriculum

Introduce the Key Concept and Bible Verse

Simple Story Scenes give you the basics for the core of your lesson. You can use the overview sheet to introduce and explain the key concept and Bible verse.

Give the Case Assignment

Give the children a Detective Dan listening assignment. Two are provided in this book. The full curriculum actually includes three more, with corresponding take-home sheets, if desired. using the ideas on the bonus, third take-home sheet, if desired. Each listening assignment, let's you teach the story with a different learning emphasis.

Show & Tell the Story

Hold up the pictures and tell the story from the story scenes. Alternatively, you can find in the and Pieces section for this unit at praisefactory.org, these same listening assignments and story scenes, gospel and ACTS prayer modified for view on a screen. Simply download them or open them online and show through your own monitor (tablet, big screen, whatever).

Solve the Case

Repeat Detective Dan's listening assignment question and discuss the answer.

Share the Gospel

Share the gospel tie-in with the kids.

Close in ACTS Prayer

Pray the ACTS prayer with the kids. If using the curriculum with older children, give them a chance to think up their own ACTS tie-ins to the story, using the one provided as cues/ideas for you.

Review Time

Give out the take-home sheet (there are three: two that correlates to the two Detective Dan assignments in the Story Scenes, and a bonus third one.) As the children are coloring, use the take-home sheet discussion questions or your own questions to further review and apply the key concepts, Bible verse, and story truths to the children.

Looking for more?

Online, in the Bits and Pieces section for this unit, you will find review games, crafts, storyboard flannelgraph figures, and audio and sheet music for all of the songs. There are also full lesson plans that offer more of a script and take this curriculum's possibilities to much more depth. Don't forget to tell the parents about the Parents Resources section where they can read

Unit I Overview of Key Concepts

UNIT 1: The God Who Reveals Himself

Unit Big Question (and Answer): “How Can I Know What God Is Like? He Shows Me What He’s Like!”

Meaning:

God made us. He wants us to know what He is like, so we can know Him, love Him, and praise Him.

God shows us what He is like by the heart He gave us to know and love Him; through all of His creations we see around us; through His Word, the Bible; and most of all, through His very own Son, Jesus Christ.

Unit 1 Bible Verse: Amos 4:13 ESV

“He who declares to man what is His thought...The LORD, the God of hosts, is His name.”

Meaning:

God wants us to know what He is like, so we can know Him, love Him, and praise Him. We don’t have to figure out what God is like by ourselves. God show us what He’s like--He declares His thoughts to us.

God shows us what He’s like through the spirit He put in our hearts; through His creations we see around us; through His Word, the Bible; and most of all, through His very own Son, Jesus Christ.

And what’s the name of the one and only true, living God? It’s the LORD! Yes, the LORD is His name!

Unit 1 ACTS Prayer

- A** We praise You, God. You show us what You are like!
- C** LORD, in our heart we know that You are God. We know we should obey You, but many times we don’t want to. Please forgive us. We need a Savior!
- T** Thank You for wanting us to know You. Thank You for giving us a heart to know You; and, for making this world that shows us what You are like. Thank You for what we learn about You in Your Word, the Bible. And most of all, thank You for showing us what You are like in Your Son, Jesus.
- S** Work deep inside our hearts. Help us to turn away from our sins and trust in Jesus as our Savior. Help us to know You. Put in our hearts the special kind of happy that comes only from knowing You. Help us to go and tell others what we’ve learned. In Jesus’ name we pray. Amen.

Unit 1 Story

The Case of the Old Man Who Looked for God

Luke 2:25-32

Songs Used in Unit 1 *listen to or download songs for free at <https://praisefactory.org>: Hide n Seek Kids Music page*

Big Q & A 1 Song

Big Question 1 Song

Big Question 1 Bible Verse Song: “The LORD Declares” Amos 4:13, ESV

Extra Bible Verse Song: “He Who Declares His Thought” Amos 4:13, ESV

Extra Bible Verse Song: “He Who Forms the Mountains” Amos 4:13, ESV

Extra Bible Verse Song: “For Behold” Amos 4:13, ESV

Extra Bible Verse Song: “Behold” Amos 4:13, ESV

Big Question 1 Hymn: Joyful, Joyful, We Adore Thee

Big Question 1 Praise Song: Oh! Oh! Oh! How Good is the Lord

Hide 'n' Seek Kids ESV Songs | Track Numbers

This is a listing of all songs mentioned in the unit curriculum. You may or may not choose to use all of the songs. They are listed in easy-reference order--NOT in the order used in the curriculum.

You may choose to simply burn a CD/load them onto an mp3 device in this order. Or, you may want to do what we do: choose the songs we want to use and create a play list of them in that order. Then, we burn a CD/upload the play list onto an mp3 device. A teacher only has to click forward to the next song, instead of hunting for the right track. The track number have been included as part of the title of each song, so teachers will still have a reference to the track number listed in the curriculum (same as those listed below), even if you change the order on your customized play list.

SONGS USED EVERY UNIT OF THE CURRICULUM

- 1 The Classroom Song v.1
- 2 The Classroom Song v.2
- 3 The Classroom Song v.3
- 4 The Classroom Song v.4
- 5 Hide 'n' Seek Kids Theme Song
- 6 The Classroom Rules Song
- 7 Let's Pray Song
- 8 The Big Question Box Song
- 9 The Bible Chant Song
- 10 ACTS Prayer Song (Short Version)
- 11 ACTS Prayer Song (Full Version)

Why the Extra Songs?

Hide 'n' Seek Kids is a curriculum used by children of different ages. Sometimes one of the other songs is a better fit for your kids. Or, you may simply want to teach them more songs on the same Bible Truth. Use as many or as few as you want.

UNIT 1: THE GOD WHO REVEALS HIMSELF

- 12 Big Q & A 1 Song
- 13 Big Question 1 Song: How Can I Know What God Is Like?
- 14,14T Big Question 1 Bible Verse Song: The LORD Declares Amos 4:13, ESV
- 15 *Extra Big Question 1 Bible Verse Song: He Who Declares His Thought Amos 4:13, ESV (different version)*
- 16 *Extra Big Question 1 Bible Verse Song: He Who Forms the Mountains Amos 4:13, ESV (different version)*
- 17 *Extra Big Question 1 Bible Verse Song: For Behold Amos 4:23, ESV (different version)*
- 18 *Extra Big Question Bible Verse Song: Behold Amos 4:23, ESV (different version)*
- 19 Big Question 1 Hymn: Joyful, Joyful, We Adore Thee
- 20 Big Question 1 Praise Song: Oh, Oh, Oh, How Good Is the Lord!


T* Tidbit Shortened version of the Bible Verse Song

listen to or download songs for free at <https://praisefactory.org: Hide n Seek Kids Music page>

BIG QUESTION 1



How can I know what God is like?



ANSWER:

He shows me what He's like!

VISUAL
AID

#1

take out



of BQB

The Big Question

Hold up the Big Question sign for all the children to see, and say:

The Big Question we are investigating today is
Big Question Number 1:

How Can I Know What God Is Like?
and the Answer is:
He Shows Me What He's Like!

Meaning:

God made us. He wants us to know what He is like so we can know Him, love Him, and praise Him.

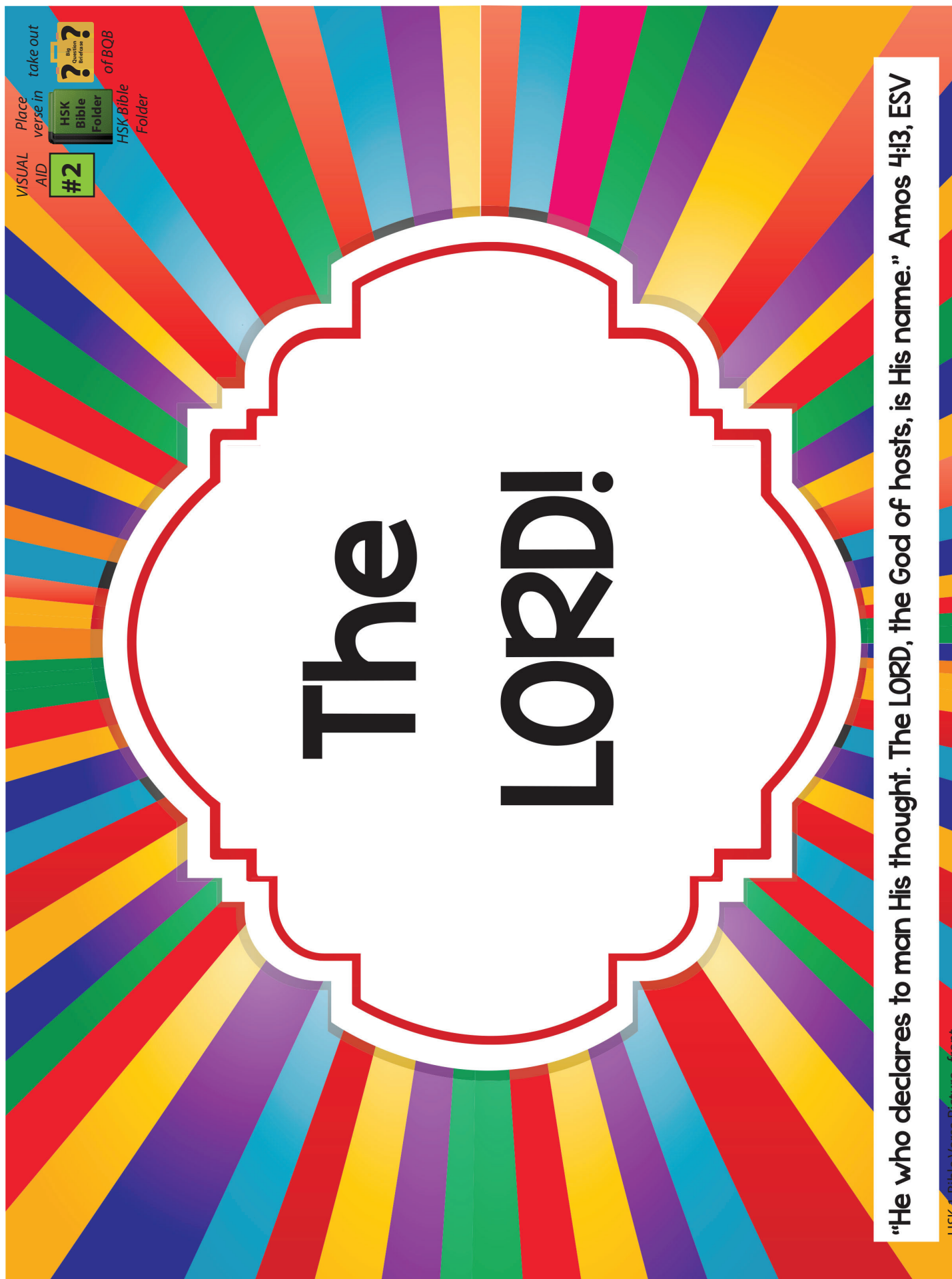
God shows us what He is like by the heart He gave us to know and love Him; through all of His creations we see around us; through His Word, the Bible; and most of all, through His very own Son, Jesus Christ.

Let's sing our Big Question Song:"

Big Q & A I Song

*HSK ESV Songs 1, track 12
(adapted version of "This Is the Way We Wash Our Clothes")*

How can I know what God is like,
God is like, God is like?
How can I know what God is like?
He shows me what He's like!



The LORD!

“He who declares to man His thought. The LORD, the God of hosts, is His name.” Amos 4:13, ESV

Unit 1 Bible Verse

"Who would like to get our Bible verse out of the Big Question Briefcase for me?"

Choose a child to open the briefcase, take out the "Bible" with the Bible Verse in it and hand it to you. Remove the Bible Verse Picture from the "Bible" (held in place by velcro) and hold it up for all the children to see, then say:

Amos 4:13

"He who declares to man what is His thought...The LORD, the God of hosts, is His name."

Meaning:

God wants us to know what He is like so we can know Him, love Him, and praise Him. We don't have to figure out what God is like by ourselves. God show us what He's like--He declares His thoughts to us.

God shows us what He's like through the spirit He put in our hearts; through His creations we see around us; through His Word, the Bible; and most of all, through His very own Son, Jesus Christ.

And what's the name of the one and only true, living God? It's the LORD! Yes, the LORD is His name!

"We've said our Bible verse, now let's sing it!"

He Who Declares His Thought:

Amos 4:13

HSK ESV Songs 1, track 14, 14T

He who declares His thought,
He who declares His thought to man.
He who declares His thought,
He who declares His thought to man.
The LORD, the LORD, is His name.
The LORD, the LORD, is His name.
Amos Four, thirteen.

"Now it's time to do a bit more deep down investigating. Let's read Detective Dan wants us to help him figure out. Would someone like to get it out for me?"

"The Case of the Old Man Who Looked for God" Luke 2:25-32



Detective Dan's Listening Assignment #1

1. Who was the old man who looked for God?
2. How did he find out what God was like?



Detective Dan's Listening Assignment #2

Amos 4:13, ESV:

"He who declares to man what is His thought...The LORD, the God of hosts, is His name."

1. Who did the LORD declare His thoughts to?
2. What book did the LORD use to declare His thoughts?

(more listening and discussion questions are included in the curriculum at praisefactory.org)

I. Simeon was a very old man. He knew and loved God in his heart. But, oh, how he wanted to know more about God and what He is like.



I. Simeon was a very old man. He knew and loved God in his heart. But, oh, how he wanted to know more about God and what He is like.

2. Simeon knew God created the whole world.

He could learn more about God as he looked at all that God had made. There was so much to see! The big, tall mountains, the galloping horses, the flying birds, the buzzing bees.

Simeon could see how wonderful God was in all the things He had made. But oh, how Simeon wanted to know more about God and what He is like!



2. Simeon knew God created the whole world. He could learn more about God as he looked at all that God had made. There was so much to see! The big, tall mountains, the galloping horses, the flying birds, the buzzing bees. Simeon could see how wonderful God was in all the things He had made. But oh, how Simeon wanted to know more about God and what He is like!

3. Simeon read the Bible, God's Word.


He learned that God is good and great, loving and wise. But oh, how Simeon wanted to know more about God and what He is like!



3. Simeon read the Bible, God's Word. He learned that God is good and great, loving and wise. But oh, how Simeon wanted to know more about God and what He is like!

4. One day, God gave Simeon a wonderful promise:


“The Savior is coming soon. He will show people what I am like. He will save all who put their trust in Him,” God told Simeon. “Go to the Temple-Church. That’s where I’ll show Him to you before you die.”



4. One day, God gave Simeon a wonderful promise: "The Savior is coming soon. He will show people what I am like. He will save all who put their trust in Him," God told Simeon. "Go to the Temple-Church. That's where I'll show Him to you before you die."

5. How excited Simeon was! He went to the Temple-Church, and who did he see? Mary, Joseph and baby Jesus.


Simeon was so happy. Here was God's Son, the promised Savior!



5. How excited Simeon was! He went to the Temple-Church, and who did he see? Mary, Joseph and baby Jesus. Simeon was so happy. Here was God's Son, the promised Savior!


6. Yes, there was Jesus, just a little baby!

But Jesus wouldn't stay a baby. He would grow up, up, up to be a man. And when He was all grown up, Jesus would fulfill God's amazing plan.



6. Yes, there was Jesus, just a little baby! But Jesus wouldn't stay a baby. He would grow up, up, up to be a man. And when He was all grown up, Jesus would fulfill God's amazing plan.

7. Jesus told everyone about God, and He showed them what God is like, in all He said and did.



7. Jesus told everyone about God, and He showed them what God is like, in all He said and did.

8. Then Jesus finished God's plan by suffering and dying on the cross. Jesus showed God's hate for sin but His love for His people, by paying for their sins, Himself.

Jesus was buried that sad day, but He didn't stay there. On Day Three, Jesus rose up from the dead, showing God's mighty power!

Jesus had really beaten sin and death for God's people! Yay!



8. Then Jesus finished God's plan by suffering and dying on the cross. Jesus showed God's hate for sin but His love for His people, by paying for their sins, Himself. Jesus was buried that sad day, but He didn't stay there. On Day Three, Jesus rose up from the dead, showing God's mighty power! Jesus had really beaten sin and death for God's people! Yay!

q. One day, old Simeon died. Was that a sad day for Simeon?

No, it was not! For that was the day when God brought Simeon home to live with Him in heaven forever.


This was Simeon's happiest day of all. Now he would really get to know how wonderful God is... more and more, forever and ever!



q. One day, old Simeon died. Was that a sad day for Simeon? No, it was not! For that was the day when God brought Simeon home to live with Him in heaven forever. This was Simeon's happiest day of all. Now he would really get to know how wonderful God is... more and more, forever and ever!

HSK 1

SOLVED



Detective Dan's Listening Assignment #1

1. Who was the old man who looked for God?

Simeon.

2. How did he find out what God was like?
Simeon knew God in his heart. He saw what God was like as he looked around him at the things God had made. He learned about God in the Bible, God's Word. And most of all, Simeon knew what God was like through His Son, Jesus.

For You and Me:
Like Simeon, we can know what God is like. God has given us a heart to know and love Him. We can look around us and see what He's like in the things He has made. We can learn about Him in the Bible; and, we can know what He's like most of all when we learn about Jesus. We can ask God to show us what He's like and help us to know and love Him. He delights to do this!



Detective Dan's Listening Assignment #2

Amos 4:13, ESV:

"He who declares to man what is His thought...The LORD, the God of hosts, is His name."

1. Who did the LORD declare His thoughts to?
Simeon.

2. What book did the LORD use to declare His thoughts? The Bible, God's Word.

For You and Me:

The LORD can show us what He's like, as we look around us at the amazing things He's made. God can declare His thoughts to us, as we read the Bible, His Word, and learn about His Son, Jesus. God can help us know Him in our hearts. Ask God to show Himself to you! He delights to do this!

HSK 1

Our Bible Truth is:

How Can I Know What God Is Like?
He Shows Me What He's Like!

The Gospel

God gave each of us a heart to know and love Him, too. But sadly, we all have chosen to turn away from God and live our own way. This sin separates us from God.

Only with God's help, we can know Him or be His people.

But God sent His Son, Jesus, to make the way for people to know and love God once more. Jesus lived a perfect life, then He offered it as full payment for sins, when He suffered and died on the cross. On Day Three, He rose from the dead.

He had beaten sin and death for God's people!

God invites us to become His people, by turning away from our sins and trusting in Jesus as our Savior. If we do, His Holy Spirit will come live in our hearts, so we can know and love God now. And one day, to go to live with God in heaven forever. That will be best of all!



HSK 1

A Prayer

A We praise you, God. You show us what You are like!

C LORD, in our heart we know that You are God. We know we should obey You. but many times we don't want to. Please forgive us. We need a Savior!

T Thank You for wanting us to know You. Thank You for giving us a heart to know You; and, for making this world that shows us what You are like. Thank You for what we learn about You in Your Word, the Bible. And most of all, thank You for showing us what You are like in Your Son, Jesus.

S Work deep inside our hearts. Help us to turn away from our sins and trust in Jesus as our Savior. Help us to know You. Put in our hearts the special kind of happy that comes only from knowing You. Help us to go and tell others what we've learned.

In Jesus' name we pray. Amen.



A= Adoration (God, we praise You!) C=Confession (God, forgive us!) T= Thanksgiving (Thank You, God) S=Supplication (Make us like Jesus!)

HSK 1