

DEEP DOWN DETECTIVES



Visual Aids

Unit 7,

Bible Truth 1

About the Deep Down Detectives Visual Aids

How Are They Used?



The Deep Down Detectives Visual Aids book is a companion resource to be used alongside the Deep Down Detectives Core Curriculum book for each unit. These colorful pictures are used in presenting the key concepts; telling the Bible stories; and, in playing the Bible Story Review games.


What Do They Include?



There are four different resources included in this book:

- 1. Key Concept Visual Aids**-- colorful signs of the Big Question and Answer, the Bible Truth, the Bible verse, and the Listening Assignments to use with the 3 lessons for each Bible Truth.
 - 2. The Story Scenes Placement Page**--where to place the pictures on your storyboard.
 - 3. The Story Scenes, themselves.** Notice that each scene is numbered and that there is a brief summary of the story that corresponds to the picture. You can actually just tell the story in a simple way by using only the text at the bottom of each Story Scene.
 - 5. Directions** for making the Deep Down Detectives "Bible" Folder and the **back/front images** to paste in place when making it. (Larger back/front images are found online with the curriculum.)
- Directions** for how to make a homemade flannelgraph storyboard and sturdy Story Scene pictures are found in the back of this book.

Ready, Set, Rip It Out!



This book is meant to be ripped up and made into your visual aids. The key concept signs can be cut out and laminated or slipped into sheet protectors. The Story Scenes can be put in sheet protectors or laminated, too.

Store It!



Deep Down Detectives is a curriculum that can be used over and over. Store your visual aids and storyboard pictures after using them and they will serve you for many years. We store ours in manilla envelopes and then put them (along with all the rest of the curriculum) in magazine files, labelled by Bible Truth. If you have multiple classes using the curriculum, store each set of resources in separate manilla envelopes. This will make prep much simpler, second time around.

Replacement Story Scene Pictures



You can always purchase this book again or simply go online and print out any scenes that go missing.

Other Options



You can also choose to tell the story in a more traditional flannelgraph way by using your own flannelgraph figures or by purchasing/free downloading the Storyboard Pictures (large and small format size available). This is more complex and requires more preparation, but some love it. And, it does allow for kids to interact more by helping to place pictures up on the board as you tell the story.

Unit 7: The Law-Giving God

Unit Big Question (and Answer): What Are God's Laws Like? God's Laws Are Perfect!

Unit Bible Verse: "The law of the LORD is perfect." Psalm 19:7

Bible Truth 1 Concept: God's Laws Are Perfect... They Are Written in the Bible, God's Word

A law is big rule that we are supposed to obey. God told His laws to godly people long ago. These people wrote them down in the Bible, God's Word, so everyone can know them. God's Holy Spirit helped them write them down just right. God's laws are the most important laws of all. They are rules that God wants everyone to keep. That's why God's people take time to learn God's laws and ask Him to help them obey them. They love God and want to please Him. They want to show the world what God is like by living the way He wants us to live.

Bible Truth 1 Bible Verse: Deuteronomy 5:1,7-21

"Hear, O Israel, the decrees and laws I declare... Learn them and be sure to follow them. You shall have no gods before me. You shall not make an idol in the form of anything. You shall not misuse the name of the LORD. Observe the Sabbath day by keeping it holy... Honor your father and your mother. You shall not murder. You shall not commit adultery... You shall not steal... You shall not give false testimony... You shall not covet... anything."

Learn a Little: "Hear...the laws...Learn them and be sure to follow them."

Meaning

Long ago, the LORD gave the 10 Commandments and many other good laws to the people of Israel. The Israelites promised to keep them. He would be their God; they would be His people. He would bless them and take care of them. These verses are the Ten Commandments (laws) that God gave them. But even though God gave these laws to the people of Israel that day, they are laws for all of us to keep. They tell us how God wants us all to live.

Bible Truth 1 ACTS Prayer

- A** We praise You, God, for being the Giver of Your perfectly good laws.
- C** God, we confess that we break Your good laws. Sometimes, we do not obey our parents. Sometimes, we lie. Sometimes, we want things that belong to others. You made us to be law keepers, but we are all lawbreakers. We need a Savior!
- T** Thank You for giving us Your good laws, so we know how to love and obey You. Thank You for making sure they were written down just right in Your Word, the Bible. Thank You for sending Jesus to keep Your laws perfectly and make the way for people like us to be forgiven.
- S** God, work in our hearts. Help us to turn away from our sins and trust in Jesus as our Savior. Help us to learn Your good laws and obey them. Help us to love You by living for You and keeping Your good laws.

In Jesus' name we pray, Amen.

Bible Truth 1 Story

The Case of the Big Ten
Deuteronomy 5:1,7-21

Songs Used in Bible Truth 1

Big Q & A 7 Song

Big Question 7 Song: What Are God's Laws Like?

Big Question 7 Bible Verse Song: The Law of the Lord Is Perfect Psalm 19:7

Big Question 7 Hymn: Holy Bible, Book Divine

Big Question 7 Praise Song: The Best Book to Read Is the Bible

Bible Truth 1 Bible Verse Song: Hear, O Israel Deuteronomy 5:1,7-21

listen to or download songs for free at <https://praisefactory.org>: Deep Down Detectives Music page

The Case of the Big Ten

Exodus 16,19,20



Story-telling Tips

Ahead of time:

1. Read the Bible verses and story. Pray!
2. Choose story action cues and/or prepare storyboard figures, if using. (Included in Visual Aids book)
3. Practice telling story with the storyboard pictures, timing your presentation. Shorten, if necessary.

During your presentation:

1. Maintain as much eye contact as possible as you tell the story.
2. Put up storyboard figures/add story action cues as you tell the story. Allow the children to help you put them on the board, if desired.
3. Include the children in your story with a few questions about what they think will happen or words/concepts that might be new to them.
4. Watch the kids for signs that their attention span has been reached. Shorten, if necessary.

INTRODUCTION/ LISTENING ASSIGNMENTS

“Our story is called: The Case of the Big Ten. Here is your listening assignment.” Read from Detective Dan’s Listening Assignment signs, but questions are summarized below:

Detective Dan’s Lesson #1 Listening Assignment:

I need to find out:

1. What were the “Big Ten”? What made them so big?
2. To whom did God give the “Big Ten” to obey?

Detective Dan’s Lesson #2 Listening Assignment:

Our Bible Verse is Deuteronomy 5:1,7-21

“Hear, O Israel, the decrees and laws I declare... Learn them and be sure to follow them. You shall have no gods before me. You shall not make an idol in the form of anything. You shall not misuse the name of the LORD. Observe the Sabbath day by keeping it holy... Honor your father and your mother. You shall not murder. You shall not commit adultery... You shall not steal... You shall not give false testimony... You shall not covet... anything.”

I need to find out:

1. How did God tell the people of Israel these Ten, Big Rules?
2. Why did the people need to know these rules?

Detective Dan’s Lesson #3 Listening Assignment:

I found six clues, but only 4 of them are in the story.

Our six clues were: a mountain called Sinai, laws written in stone, a tree, clean clothes, a tent, and an airplane.

Hold each of them up for the children to see as you identify them.

I need to figure out:

1. Which four belong in the story and which two don’t?
2. What did the “Big Ten” laws show the people of Israel they needed to ask God to give them?

Read the assignment questions, THEN SAY,

“Ok, Deep Down Detectives! Put on your best listening ears and see if you can hear the answers to Detective Dan’s questions. When I finish telling the story, we will see if we can answer all the questions.”

Read the Bible Truth story, answer questions, present the gospel and lead in prayer.

Answers to questions; the gospel; and, ACTS prayer are included with the story text.

The Case of the Big Ten *Exodus 16,19,20*

Story with lines separating paragraphs (text in bold, optional interaction cues in italics)

“Praise the LORD! He is the great, one, true God,” the Israelites shouted. They had so much to celebrate! God had freed us from their enemies, the Egyptians. He was taking them to a new home, a very special place called the Promised Land. Moses would lead them there. How happy the Israelites were! Life would be good in God’s Promised Land.

But before they could go to their new, beautiful home, there was somewhere else they had to go: to great Mt. Sinai, out in the desert. It was there the LORD would meet with them.

Can you guess what He wanted to do?

The LORD was going to make them His people. The LORD would promise to always take care of them and give them everything they needed. The people would promise to love and obey Him. This is how the people would become God’s people. This is how they could live happily with the LORD and each other in the Promised Land. First, must come the promises; then, the Promised Land.

So tramp, tramp, tramp, they went, across the dry, dusty wilderness. How very hot the sun was, as it beat down on them! There was hardly a cloud in the sky, or a tree on the ground, to give them any shade. Day after day they traveled until at last, they reached Mt. Sinai --the very mountain where Moses had first met with the LORD.

And in the shadow of that mountain, they set up their camp. As they worked, Moses headed to the mountain. What was he going to do?

What do you think he was going to do?

Moses was climbing up to meet with the LORD.

“It’s time to get the people ready to meet Me,” the LORD told Moses. **“I am holy, and the people are not. I can only meet with them if they are very, very careful. Tell them to set up fences around the bottom of this mountain, so that no animal or person will step foot on it. Have everyone take a bath and wash their clothes. Tell them to prepare their hearts for My coming,”** the LORD told Moses. **“And tell them to do this in the next two days. On the third day, I will come to them.”**

Moses went back down the mountain and told the people what the LORD had said. There was much to do in two days! All that fence had to be put in place! All those people needed to take baths and wash their clothes! All those hearts must be made ready for the LORD!

Day One passed, then Day Two. Everything was completed. How exciting it must have been as everyone went to bed that second night! The LORD would meet with them the very next day. What would it be like?

What do you think it would be like?

Soon they would know!

Yes, sure enough, the next morning they found out. Sinai was usually a land of bright sunshine and cloudless days, but not this day. The people awoke to the sound of loud rumbles of thunder and a blaring trumpet blast. They peered out of their tents to find Mt. Sinai covered in thick clouds with great flashes of lightning. Everyone trembled with fear.

Story with lines separating paragraphs (text in bold, optional interaction cues in italics)

Moses led the people out of the camp to the very foot of Mt. Sinai. They watched great, billowing clouds of smoke rise as the LORD descended on the top of the mountain in fire. They could feel the ground under their feet move as the whole mountain shook. The LORD, the one, true God, had come to meet with them! Moses went up the mountain to talk with the LORD.

The trumpet blasted louder and louder, as the LORD and Moses spoke together on the mountain. Then, after making sure the people stayed off the mountain one last time, the LORD spoke in a loud voice for all the people to hear. This is what He said to them:

"I am the LORD your God who rescued you from your enemies, the Egyptians. I want to make special promises to you. I will love you and take care of you. You will be My people. But you must make special promises to Me, too. You must keep My laws if you are to be My people. Here are My laws:

Worship Me alone. Don't make gods out of anything you see, in the sky or on the earth around you. Worship Me alone. I am the LORD. Honor My name. Don't misuse it. Keep one day a week (the Sabbath day) a day of worship and rest. Honor your father and mother. Listen to them and obey them. Don't murder anyone. Don't treat someone else's husband or wife as if they are yours. Don't steal and don't lie. Don't covet. Don't keep longing after something someone else has that you want. Be happy with what I give you."

Do you know what we call these Ten, Big Laws of the LORD?

Can you tell me?

They are called the Ten Commandments.

When the people they saw the lightning and the whole mountain in smoke and fire, and they heard the crashing thunder, the loud, heavenly trumpet, and the voice of God, Himself, how do you think they felt?

What do you think?

They trembled with fear! They stayed away from the mountain and said to Moses, "Speak to us yourself and we will listen. We will do whatever the LORD wants us to do. We want to be His people. But do not have Him speak to us. We are afraid we will die, we are so scared by His mightiness and holiness," they exclaimed.

"Don't be afraid," Moses told them. "The LORD hasn't come to hurt you. He has come in this mighty way so you will know what He is like and so you will not want to break the good laws He is giving you," he explained. "But I will go and meet with God for you, then I will come back down and tell you what He says."

Away went Moses once more. The people watched as he climbed up Mt. Sinai and disappeared in the thick, dark cloud to meet with the LORD. Up on the mountain, the LORD, Himself, wrote His 10 Big, Laws into pieces of stone and gave them to Moses. Then, the LORD told Moses many other laws to teach the people, so they could know how to love Him and love each other. "Write down all these laws, so the people will always know how to love and obey Me," the LORD said.

And that was what Moses did. He wrote down all of the LORD's good laws in Bible. God had Moses write them down, so that not just the Israelites, but all peoples, in all times, could know God's laws and how God's people should live. And, so that by those laws, we could get ready for the Savior. How? By showing us that none of us live as God requires. We all need a Savior, if we are to be God's people. That Savior was Jesus, God's very own Son! Jesus came and lived a perfect life. Only He obeyed all of God's laws. He gave His life as the full payment for the sins of all who turn away from their sin and trust in Him as their Savior. He died on the cross for them and rose from the dead in victory! Through Jesus, we can become God's people.

Cracking the Case: (story wrap-up for Listening Assignments)

It's time to see how we did with our Listening Assignment.

Detective Dan's Lesson 1 Listening Assignment:**1. What were the "Big Ten"? What made them so big?**

The "Big Ten" were the Ten Commandments that the LORD gave the people of Israel at Mt. Sinai that day. We call them BIG because they are so important. They are the laws behind all of the other laws the LORD would give. They tell us how to love the LORD and love each other.

2. To whom did God give the "Big Ten" to obey? The LORD first gave them to the people of Israel, but they are laws for all of us to obey.

For You and Me:

The LORD wants all of us to obey His good laws. They are for us all to live by. But sadly, we all break them. That's why God sent Jesus to save us. He, alone, kept God's laws perfectly. Jesus gave His life as the full payment for the sins of God's people when He suffered and died on the cross. On the third day, Jesus rose from the dead in victory. He had beaten sin and death for God's people. How can we become God's people? By turning away from our sins and trusting in Jesus as our Savior. Ask Him to help you! He delights to do this!

Detective Dan's Lesson 2 Listening Assignment:**Our Bible Verse is Deuteronomy 5:1,7-21**

"Hear, O Israel, the decrees and laws I declare... Learn them and be sure to follow them. You shall have no gods before me. You shall not make an idol in the form of anything. You shall not misuse the name of the LORD. Observe the Sabbath day by keeping it holy... Honor your father and your mother. You shall not murder. You shall not commit adultery... You shall not steal... You shall not give false testimony... You shall not covet... anything."

1. How did God tell the people of Israel these Ten, Big Rules? He met with them at Mt. Sinai. He spoke to them, Himself, out of a dark, thick cloud from the mountain. He, Himself, wrote them down on stone tablets for them to have.

2. Why did the people need to know these rules?

They needed to know them, so they could obey them. This was part of making special promises with God to become His people.

For You and Me:

All of us need to know God's Ten Commandments. God wants us to keep them if we are to be His people. But the sad truth is that none of us can ever keep God's laws as He wants us to. That's why we need a Savior if we are to be God's people. That Savior is Jesus. Jesus, God's Son, lived a perfect life. He always kept all of God's laws. Jesus gave His life as the full payment for the sins of God's people when He suffered and died on the cross. On the third day, Jesus rose from the dead in victory. He had beaten sin and death for God's people. How can we become God's people? By turning away from our sins and trusting in Jesus as our Savior. Ask Him to help you! He delights to do this!

Detective Dan's Lesson 3 Listening Assignment:

Our six clues were: a mountain called Sinai, laws written in stone, a tree, clean clothes, a tent, and an airplane.

1. Which four belong in our story?

The mountain, the laws, the clean clothes and the tent belong.

2. What did the "Big Ten" laws show the people of Israel they needed to ask God to give them? They needed to ask God to give them a Savior because they could never obey God's laws as they should.

For You and Me:

The people of Israel needed a Savior and the LORD sent them one: Jesus, His very own Son! Jesus lived a perfect life. He always kept all of God's laws. Jesus gave His life as the full payment for the sins of God's people when He suffered and died on the cross. On the third day, Jesus rose from the dead in victory. He had beaten sin and death for God's people. How can we become God's people? By turning away from our sins and trusting in Jesus as our Savior. Ask Him to help you! He delights to do this!

The Gospel (story wrap-up if NOT using Listening Assignments)

Our Bible Truth is:

What Are God's Laws Like?

God's Laws Are Perfect...

"They Are Written in the Bible, God's Word!

God gave us His laws in His Word, the Bible, so we could know how to live lives that please Him. But even though we know God's laws, we do not keep them, do we? No, we all break them. We choose to disobey God and we all deserve God's punishment for our sins! How sad! God would have been perfectly fair to give us all the punishment we deserve for breaking His laws. He is holy and good. But God is so rich in mercy. He chose to give us something better than we deserve. He sent His Son Jesus to live a perfect life. Yes! Jesus kept every, single one of God's laws! And on the cross, He suffered and died, giving His perfect life as the full payment for the sins of all who turn away from their sins and trust in Him as their Savior. On the third day, Jesus rose from the dead. He had really beaten sin and death! Because of Jesus, all who trust in Him as their Savior get to enjoy wonderful, special closeness with God as His special people, even now. And one day, they will go to live with Him forever. We can be God's people when we turn from our sins and trust in Jesus. Ask Him to help you! He loves to do this! *Close in prayer.*

Closing ACTS Prayer


- A** We praise You, God, for being the Giver of Your perfectly good laws.
- C** God, we confess that we break Your good laws. Sometimes, we do not obey our parents. Sometimes, we lie. Sometimes, we want things that belong to others. You made us to be law keepers, but we are all lawbreakers. We need a Savior!
- T** Thank You for giving us Your good laws, so we know how to love and obey You. Thank You for making sure they were written down just right in Your Word, the Bible. Thank You for sending Jesus to keep Your laws perfectly and make the way for people like us to be forgiven.
- S** God, work in our hearts. Help us to turn away from our sins and trust in Jesus as our Savior. Help us to learn Your good laws and obey them. Help us to love You by living for You and keeping Your good laws. In Jesus' name we pray, Amen.

Go to Lesson Plan, p.9 for the script to the rest of the lesson.

BIG QUESTION 7



What are God's laws like?



ANSWER:

God's laws are perfect!

VISUAL
AID

#1

take out



The Big Question

Hold up the Big Question sign for all the children to see, and say:

The Big Question we are investigating today is
Big Question Number 7:

What Are God's Laws Like?

and the Answer is:

God's Laws Are Perfect!

Meaning:

A law is a big rule made by someone in charge. God is our Maker. He is in charge of everyone in the whole world. He has given us His laws to live by.

God is good and loving, wise and fair. He is perfect! God's laws are just like Him. They are good and loving, wise and fair, too. They are perfect!

God's laws show us the very best way to live. They show us how to love God and love others. They are exactly what we need.

Let's sing our Big Question Song: "

Big Q & A 7 Song


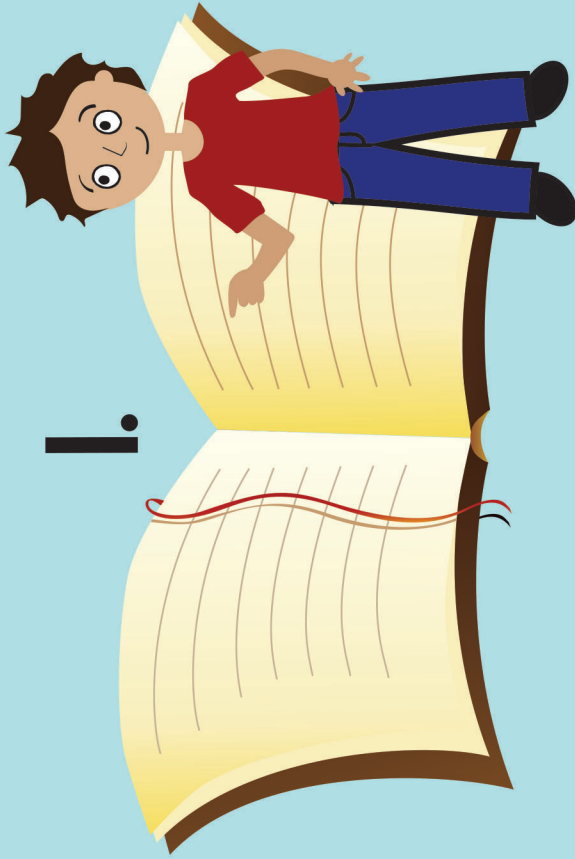
DDD NIV Songs 7, track 12

(adapted version of "The Farmer in the Dell")

What are God's laws like?
What are God's laws like?
What are God's laws like?
God's laws are perfect!

BIG QUESTION 7: Three truths about God's laws

Visual Aid #2 of BQB
take out



This Unit's Bible Truths

"God's laws are perfect is a good beginning, but there's so more to learn. So it's time for us to dig down even deeper for more answers to our Big Question about God. We're going to be learning THREE Bible truths that all tell us more about God's perfect laws.

Who would like to hand me the picture with our three Bible truths on it? It's in the Big Question Box/Briefcase."

Choose a child to get it and hand it to you, then hold it up and show them the pictures of the three truths they will be learning. After everyone has had a good look, say...

"Ok, now let's look at our Bible Truth Clue sign and see if we can figure out which of these three truths we will be learning about today. Who would like to get it out of the Big Question Briefcase for me?"

Choose a child to open the briefcase, take out the Bible Truth Clue sign and hand it to you.

CAN YOU GUESS BIBLE TRUTH?


**What Are God's Laws Like?
God's Laws Are Perfect...
They are written in
the ????, God's Word!**

**HINT: "What is the
name of God's Word?
It starts with an "B."**

**ANSWER:
They are written in BIBLE, God's Word!**

Visual Aid

#3



Revealing the Bible Truth

We Are Learning

Hold up the front side for the children to see. Cover up the answer, written along the bottom, and say:

**“What Are God’s Laws Like?
God’s Laws Are Perfect!
They are Written in the ????, God’s Word!”**

We’re missing one word. Here’s the hint to what the missing word is. It says: “What’s the name of God’s Word? It starts with a “B.”

Can you guess? It’s “Bible.”

So the Bible Truth we are learning today is:

(uncover answer from bottom of sign, show it to them and say:)

**“What Are God’s Laws Like?
God’s Laws Are Perfect!
They are Written in the BIBLE, God’s Word!”**

And here is what this Bible Truth means:

(read the meaning off of the back of the sign, say:)

A law is big rule that we are supposed to obey. God told His laws to godly people long ago. These people wrote them down in the Bible, God’s Word, so everyone can know them. God’s Holy Spirit helped them write them down just right.

God’s laws are the most important laws of all. They are rules that God wants everyone to keep. That’s why God’s people take time to learn God’s laws and ask Him to help them obey them. They love God and want to please Him. They want to show the world what God is like by living the way He wants us to live.

Visual Aid #4
Place within DDD Bible of BOB
takeout ?

I AM LORD



2. Don't worship fake gods.
Worship only Me

7. Keep your promise to love only your husband/wife

6. Don't murder people



8. Don't take other people's things

9. Don't Lie

10. Be happy with what I give you. Don't be greedy for what others have



1. Love Me most of all

3. Love Me by how you talk about Me and how you live

4. Keep a special day to rest and to worship Me

5. Love and obey your mother and father

"Hear, O Israel, the decrees and laws I declare... Learn them and be sure to follow them. You shall have no gods before me. You shall not make an idol in the form of anything. You shall not misuse the name of the LORD. Observe the Sabbath day by keeping it holy... Honor your father and your mother. You shall not murder. You shall not commit adultery... You shall not steal... You shall not give false testimony... You shall not covet... anything."
Deuteronomy 5:1,7-21

Bible Truth | Bible Verse

Remove the Bible Verse Picture from the "Bible" folder and hold it up for all the children to see, then say:

Deuteronomy 5:1,7-21 tells us:

Deuteronomy 5:1,7-21, ESV

"Hear, O Israel, the statutes and the rules that I speak in your hearing today, and you shall learn them and be careful to do them... You shall have no other gods before me. You shall not make for yourself a carved image. You shall not bow down to them or serve them... 'You shall not take the name of the LORD your God in vain... Observe the Sabbath day, to keep it holy... Honor your father and your mother... You shall not murder. And you shall not commit adultery. And you shall not steal. And you shall not bear false witness... And you shall not covet... anything that is your neighbor's;"

Learn a Little: "Hear...the laws... Learn them and be sure to follow them."

What does that mean?

Long ago, the LORD gave the 10 Commandments and many other good laws to the people of Israel. The Israelites promised to keep them. He would be their God; they would be His people. He would bless them and take care of them. These verses are the Ten Commandments (laws) that God gave them. But even though God gave these laws to the people of Israel that day, they are laws for all of us to keep. They tell us how God wants us all to live.

"We've said our Bible verse, now let's sing it!"

Hear, O Israel

Deuteronomy 5:6-21

DDD NIV Songs 7, tracks 17,18

Refrain:

Hear, O Israel, the decrees and the laws I declare,
Learn them and be sure to follow them,
be sure to follow them.

You shall have no gods before Me,
You shall not make an idol,

You shall not misuse the name of the LORD,
Observe the Sabbath Day by keeping it holy,
Honor your father and your mother. Refrain

You shall not murder,
You shall not commit adultery,

You shall not steal,
You shall not give false testimony,

You shall not covet anything. Refrain
Deuteronomy Five,
Verses one, six through twenty-one.

"Now it's time to do a bit more deep down investigating. Let's see what Detective Dan wants us to help him figure out. Would someone like to get it out for me?"

take out



Place in



Visual Aid



Detective Dan's Listening Assignment #1

Detective Dan's

Listening Assignment #1



Hi, Deep Down Detectives!
I'm working on a brand-new case called:
"The Case of the Big Ten."

I need to find out:

1. What were the "Big Ten"?
- AND
2. To whom did God give the "Big Ten" to obey?

Can you help me? Listen carefully to the story and you might just hear the answers!

Thanks!
Detective Dan

Then say, "Ok, Deep Down Detectives! Put on your best listening ears and see if you can hear the answers to Detective Dan's questions. When I finish telling the story, we will see if we can answer all of his questions."

Read the Bible Truth story, putting up the storyboard pictures as you tell it.

At the end of the story, repeat the questions and lead the children in answering them. Present the gospel and close in prayer.

Answers to assignment questions, the gospel and ACTS prayer are also included at the end of the story text.

Answers:

1. What were the "Big Ten"? What made them so big?

The "Big Ten" were the Ten Commandments that the LORD gave the people of Israel at Mt. Sinai that day. We call them BIG because they are so important. They are the laws behind all of the other laws the LORD would give. They tell us how to love the LORD and love each other.

2. To whom did God give the "Big Ten" to obey?

The LORD first gave them to the people of Israel, but they are laws for all of us to obey.

For You and Me:

The LORD wants all of us to obey His good laws. They are for us all to live by. But sadly, we all break them. That's why God sent Jesus to save us. He, alone, kept God's laws perfectly. Jesus gave His life as the full payment for the sins of God's people when He suffered and died on the cross. On the third day, Jesus rose from the dead in victory. He had beaten sin and death for God's people. How can we become God's people? By turning away from our sins and trusting in Jesus as our Savior. Ask Him to help you! He delights to do this!

take out



Place in



Visual Aid



Detective Dan's Listening Assignment #2

Detective Dan's

Listening Assignment #2



Hi, Deep Down Detectives!

I'm still working on the case called:

"The Case of the Big Ten."

Our Bible verse is Deuteronomy 5:1,7-21

"Hear, O Israel, the decrees and laws I declare... Learn them and be sure to follow them. You shall have no gods before me. You shall not make an idol in the form of anything. You shall not misuse the name of the LORD. Observe the Sabbath day by keeping it holy... Honor your father and your mother. You shall not murder. You shall not commit adultery... You shall not steal... You shall not give false testimony... You shall not covet... anything."

I need to find out:

1. How did God tell the people of Israel these Ten, Big Rules?

AND

2. Why did the people need to know these rules?

Can you help me? Listen carefully to the story and you might just hear the answers!

Thanks for your help!

Detective Dan

Then say, "Ok, Deep Down Detectives! Put on your best listening ears and see if you can hear the answers to Detective Dan's questions. When I finish telling the story, we will see if we can answer all of his questions!"

Read the Bible Truth story, putting up the storyboard pictures as you tell it. At the end of the story, repeat the questions and lead the children in answering them. Present the gospel and close in prayer.

Answers to assignment questions, the gospel and ACTS prayer are also included at the end of the story text.

Answers:

Our Bible Verse is Deuteronomy 5:1,7-21

"Hear, O Israel, the decrees and laws I declare... Learn them and be sure to follow them. You shall have no gods before me. You shall not make an idol in the form of anything. You shall not misuse the name of the LORD. Observe the Sabbath day by keeping it holy... Honor your father and your mother. You shall not murder. You shall not commit adultery... You shall not steal... You shall not give false testimony... You shall not covet... anything."

1. How did God tell the people of Israel these Ten, Big Rules? He met with them at Mt. Sinai. He spoke to them, Himself, out of a dark, thick cloud from the mountain. He, Himself, wrote them down on stone tablets for them to have.

2. Why did the people need to know these rules? They needed to know them, so they could obey them. This was part of making special promises with God to become His people.

For You and Me:

All of us need to know God's Ten Commandments. God wants us to keep them if we are to be His people. But the sad truth is that none of us can ever keep God's laws as He wants us to. That's why we need a Savior, if we are to be God's people. That Savior is Jesus. Jesus, God's Son, lived a perfect life. He always kept all of God's laws. Jesus gave His life as the full payment for the sins of God's people when He suffered and died on the cross. On the third day, Jesus rose from the dead in victory. He had beaten sin and death for God's people. How can we become God's people? By turning away from our sins and trusting in Jesus as our Savior. Ask Him to help you! He delights to do this!

take out



Place in



Visual Aid



Detective Dan's Listening Assignment #3

Detective Dan's

Listening Assignment #3



Hi, Deep Down Detectives!
I'm still working on the case called:
"The Case of the Big Ten."

I found SIX clues, but TWO of them are NOT in the story.
They are: a mountain called Sinai, laws written in stone,
a tree, clean clothes, a tent, and an airplane.

Hold up each of the six pictures for the children to see as you identify them. Better yet, put them up on your flannelgraph board, off to one side.

I need to know:

1. Which FOUR pictures belong in the story and which TWO do NOT?
2. What did the "Big Ten" laws show the people of Israel they needed to ask God to give them?

Can you help me? Listen carefully to the story and you might just hear the answers!

Thanks!

Detective Dan

Then say, "Ok, Deep Down Detectives! Put on your best listening ears and see if you can hear the answers to Detective Dan's questions. When I finish telling the story, we will see if we can answer all of his questions."

Read the Bible Truth story, putting up the storyboard pictures as you tell it. At the end of the story, repeat the questions and lead the children in answering them. Present the gospel and close in prayer.


Answers to assignment questions, the gospel and ACTS prayer are also included at the end of the story text.

Answers:

1. Which four pictures belong in the story and which two do not?
The mountain, the laws, the clean clothes and the tent belong. The airplane and the tree do not.
2. What did the "Big Ten" laws show the people of Israel they needed to ask God to give them? They needed to ask God to give them a Savior because they could never obey God's laws as they should.

For You and Me:

The people of Israel needed a Savior and the LORD sent them one: Jesus, His very own Son! Jesus lived a perfect life. He always kept all of God's laws. Jesus gave His life as the full payment for the sins of God's people when He suffered and died on the cross. On the third day, Jesus rose from the dead in victory. He had beaten sin and death for God's people. How can we become God's people? By turning away from our sins and trusting in Jesus as our Savior. Ask Him to help you! He delights to do this!



Laws Written in Stone



A Mountain called Sinai

VISUAL
AID
#5C

Place in
DDD
Bible™

take out
Big
Question
Briefcase
of BQB


VISUAL
AID
#5C

Place in
DDD
Bible™


take out
Big
Question
Briefcase
of BQB

DDD 7.1 Lesson 3 Listening Assignment Clue Picture 2 for kids

DDD 7.1 Lesson 3 Listening Assignment Clue Picture 1 for kids



Clean Clothes



A Tree

VISUAL
AID
#5C

Place in
DDD
Bible™

take out
Big
Question
Briefcase
of BQB


VISUAL
AID
#5C

Place in
DDD
Bible™

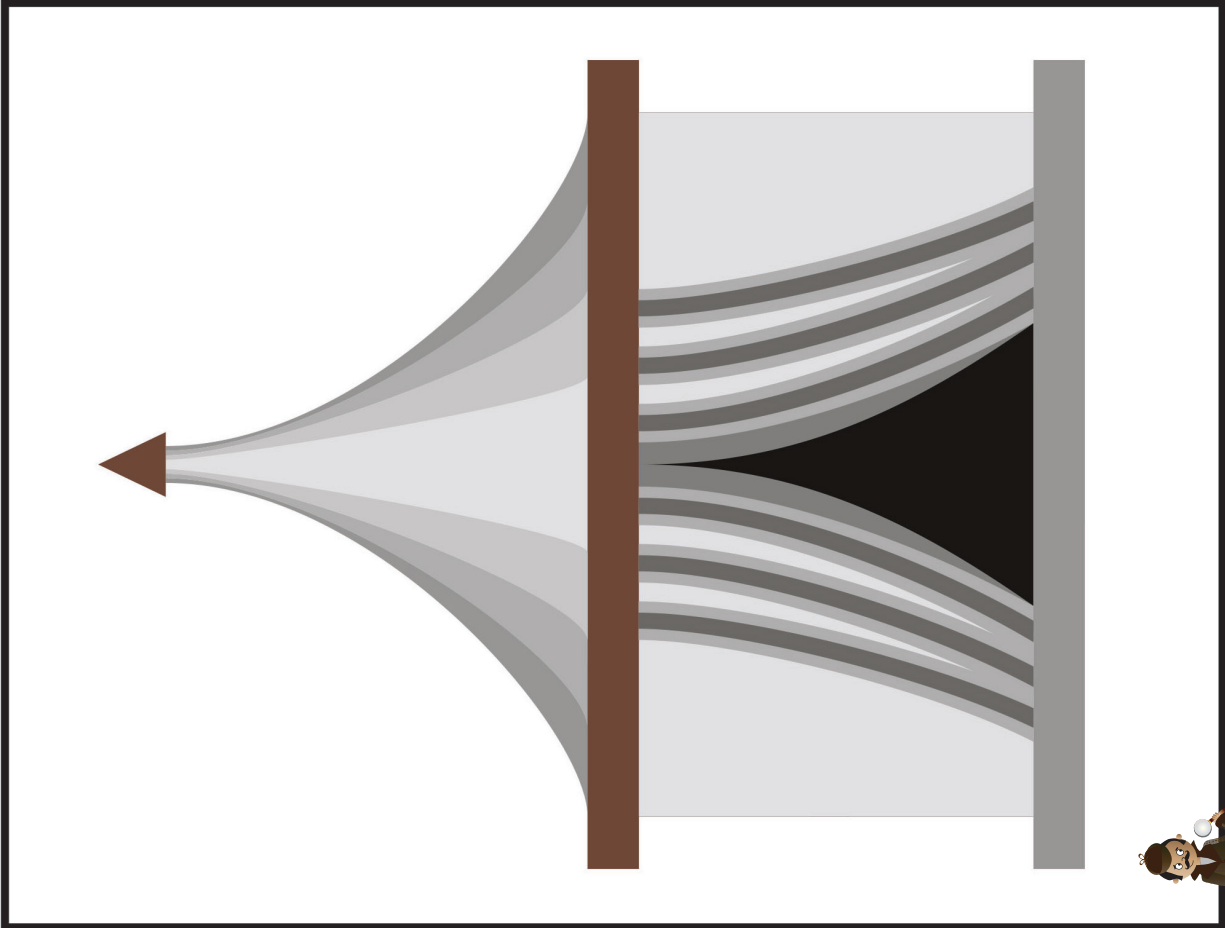
take out
Big
Question
Briefcase
of BQB

DDD 7.1 Lesson 3 Listening Assignment Clue Picture 4 for kids

DDD 7.1 Lesson 3 Listening Assignment Clue Picture 3 for kids



An Airplane



A Tent



VISUAL
AID
#5C

Place in
DDD
Bible™

take out
Big
Question
Bible™
of BQB

VISUAL
AID
#5C

Place in
DDD
Bible™

take out
Big
Question
Bible™
of BQB

DDD 7.1 Lesson 3 Listening Assignment Clue Picture 6 for kids

DDD 7.1 Lesson 3 Listening Assignment Clue Picture 5 for kids