

DEEP DOWN DETECTIVES

**70 Bible Truths
for Inquisitive 4-7's**



**Unit 6 Core Curriculum, ESV
God, the Just and Merciful**



Curriculum for preschool and elementary age children,
training tools, music and other resources
are available for download or to order at:
www.praisefactory.org

© 2018 Praise Factory Media

This and many other resources are available online at www.praisefactory.org

Scripture quotations marked (NIV) are taken from the Holy Bible,
New International Version®, NIV®. Copyright © 1973, 1978, 1984 by
Biblica, Inc.™ Used by permission of Zondervan. All rights reserved worldwide.www.zondervan.com

Scripture quotations marked (ESV) are from The Holy Bible, English
Standard Version® (ESV®), copyright © 2001 by Crossway,
a publishing ministry of Good News Publishers. Used by permission. All rights reserved.

Scripture quotations marked HCSB are taken from the
Holman Christian Standard Bible®, Copyright © 1999, 2000, 2002, 2003, 2009
by Holman Bible Publishers. Used by permission. Holman Christian Standard Bible®,
Holman CSB®, and HCSB® are federally registered trademarks of Holman Bible Publishers.

Psalm 100

the psalm behind the name



(v.1) Make a joyful noise to the LORD, all the earth!

(v.2) Serve the LORD with gladness!

Come into His presence with singing!

(v.3) Know that the LORD, He is God!

It is He who made us, and we are His;

We are His people, and the sheep of His pasture.

(v.4) Enter His gates with thanksgiving,

And His courts with praise!

Give thanks to Him; bless His name!

(v.5) For the LORD is good;

His steadfast love endures forever,

And His faithfulness to all generations.

May this curriculum help you to be manufacturers of noisy joy unto the LORD (v.1). To sing (v.2), to know (v.3), and to worship Him with thanksgiving and praise (v.4), that the witness of His great faithfulness might continue through all generations (v.5).

The LORD is amazing! God Made All Things Good!

Constance Dever
June 27, 2016

Table of Contents

Getting to Know the Deep Down Detectives Curriculum	9
Getting Started with Deep Down Detectives	9
Deep Down Detectives Overview Flyer	11
Session Prep	13
Learning More about Deep Down Detectives Curriculum, by Resource	14
Learning More about Deep Down Detectives Curriculum, by Activity	16
Customizing the Curriculum: Know Yourself to Know What You Need	21
Customizing the Curriculum: Build-Your-Own-Curriculum Sandwich	22
Common Customizations: by Age Groups	23
Common Customizations: Teaching Situations	25
Maiden Voyage: Testing Out the Curriculum	27
The Real Launch: Implementing the Curriculum in Your Situation	28
Protect Your Investment: Tips on Storing the Curriculum for Future Use	29
Master Supplies List for All Deep Down Detectives Games (this list also included in Appendix B)	33
VBS, Camps and Other Programs	36
The Praise Factory Bible Truths across the Three Curriculums	41
CORE CURRICULUM for Unit 6: God, the Just and Merciful	
How Did Bad Things Come to God’s Good World? Bad Things Came through Sin!	
Bible Truth 1: When Adam and Eve Chose to Disobey God	43
Session Prep	44
Unit Overview	45
Bible Truth Overview Sheet	47
Songs Track Numbers	48
Lesson Plan	49
Bible Story	61
Discussion Sheet	67
Bible Truth 2: When Sin Spread to the Whole World	69
Session Prep	70
Unit Overview	71
Bible Truth Overview Sheet	73
Songs Track Numbers	74
Lesson Plan	75
Bible Story	87
Discussion Sheet	95
APPENDIX A: Songs	97
Index of Songs	98
General Classroom Songs (Used every lesson, every unit)	99
Track Numbers	99
Lyric	100
Sheet Music	101
	105

Unit 6 Songs (Used every lesson throughout the unit)	109
Lyrics	111
Sheet Music	117
Bible Truth 1 Songs	125
Bible Truth 2 Songs	130
APPENDIX B: Games	137
Games Index	138
Master Supplies List for All Deep Down Detectives Games	139
Bible Verse Games	143
Music, Movement & Memory Activities	156
Bible Story Review Games	169
APPENDIX C: Crafts and Take Home Sheets	183
Unit 6: Bible Truth 1 Crafts	185
Unit 6: Bible Truth 2 Crafts	205
APPENDIX D: Free Time Activity Suggestions	227
APPENDIX E: Resources to Make or Buy	233
Making a Big Question Box/Briefcase	234
Making a Flannelgraph Storyboard	235
Making Durable Storyboard Pictures	235
Making Durable Story Scene Pictures	235
Making the Deep Down Detectives Bible Folder	236

Deep Down Detectives Curriculum Resources

There are five companion resources for each of the sixteen units of Deep Down Detectives. Use whichever resources are useful to your setting. Deep Down Detectives resources are available as free, digital downloads at praisefactory.org, or for purchase as hard copies through amazon.com.

Make sure to check out the “Bits and Pieces” section of the Deep Down Detectives curriculum online. It has all of the resources separated out making it easy for you simply to pick, choose and print out whatever you want.

Deep Down Detectives Core Curriculum Book, ESV/NIV for each unit

The Deep Down Detectives Core Curriculum book contains the curriculum introduction, the lesson plans, stories, music, activities and take home sheets for each of the units.

Deep Down Detectives Visual Aids with Simple Story Scenes, ESV/NIV for each unit

This resource provides large, colorful signs of the key concepts used in the unit, PLUS, easy-to-use, colorful scenes that you hold up in sequence as you tell the story. The story text for each scene is printed on the bottom of each scene.

Deep Down Detectives Simple Story Scenes, ESV/NIV for each volume

This resource includes only 2-page overview for Bible Truth, the story scenes, and take home sheets. This is a great, basic resource for use at home and in many classroom teaching situations.

Deep Down Detectives Small Format Visual Aids, ESV/NIV (Small Format Storyboard Pictures) for each volume

This resource provides large, colorful signs of the key concepts used in the unit, PLUS, colorful storyboard (flannelgraph) pictures to cut out and use as you tell each story. These storyboard pictures are for use with storyboards at least 24" x 36" in size.

Deep Down Detectives Large Format Visual Aids, ESV/NIV (Large Format Storyboard Pictures) for each volume

This resource provides large, colorful signs of the key concepts used in the unit. It also provides colorful storyboard (flannelgraph) pictures to cut out and use as you tell each story. These storyboard pictures are for use with storyboards 36" x 48" in size.

All of these materials may be photocopied for non-commercial church, classroom or school use by licensed users.


Other Resources in the Praise Factory Family of Curriculum

Deep Down Detectives is the second in a family of three, inter-related curriculums:

- Hide 'n' Seek Kids (focus group: ages 2-4; adaptable range: ages 2-pre-K 5's)
- Deep Down Detectives (focus group: ages 4--6's; adaptable range: ages 3-2nd grade)
- PFI: (focus group: grades K-5th grade; adaptable range: pre-K 5's-6th grade)

Each curriculum teaches the same biblical themes, but are presented in greater depth as the children grow and develop. Together, the curriculums work like an expanding spiral of truth that returns to reinforce the same truths with each curriculum, yet leading the children to deeper understanding with each step up.

Learn more about these curriculums as well as other resources and ideas for reaching children with the gospel at: www.praisefactory.org.

 <h1 style="text-align: center;">DEEP DOWN DETECTIVES</h1> <p style="text-align: center;">designed for ages 4-6, often used with ages 3-7</p> <p style="text-align: center;">the second of 3 curriculums in the Praise Factory family</p> <p style="text-align: center;">downloads and hard-copies available through www.praisefactory.org</p>	<h2 style="text-align: center;">DEEP DOWN DETECTIVES SESSION OVERVIEW</h2> <p>Session Format: Circle Times, Free Play and Your Choice of Activities Each session is structured around Circle Time and Free Play Time. Circle Times are used to introduce and review the concept, Bible verse, Bible story, and the ACTS prayer. (A prayer including <u>A</u>doration, <u>C</u>onfession, <u>T</u>hanksgiving, and <u>S</u>upplication related to the Bible truth they are learning.) Free play is not only enjoyable, but also helps to replenish attention spans and prepare the children for more group listening later in the session. Every session also includes lots of response activities that you may choose to use during free play time to add as much reinforcement as best suits your children. Each Deep Down Detectives session follows the same four-part format, as described here:</p> <p>PART 1: Getting Started A time to welcome the children to the class, enjoy free play, music, and/or play a Bible verse game.</p> <p>PART 2: Opening Circle Time The children are gathered together for their primary teaching time. The Big Question and Bible Truth (and related songs) are introduced. A listening assignment* is given, the Bible story told, then the listening assignment answered at the end of story time.</p> <p>PART 3: Free Play/Activity Time The children participate in free play and/or response activities.</p> <p>PART 4: Closing Circle Time The children gather together for a brief review of what they have learned and a closing prayer. Teachers give out take home sheets as children are dismissed.</p> <p>*As with the other two Praise Factory curriculums, Deep Down Detectives has a few detective-ish elements to it. (1) There is the "Big Question Briefcase" that contains the key concept visual aids and the Bible storyboard pictures that the teacher uses as he teaches. And (2), Each story is called "The Case of the" and comes with "Detective Dan's Listening Assignments." These are listening assignments to be solved as the children listen to the story. There are 3 different listening assignments--one for each of the 3 sessions of curriculum included with each Deep Down Detectives Bible Truth. These questions are especially good for use with three-year-olds or older preschoolers.</p> <p>Session Length The resources for each Deep Down Detectives session--as described in the lesson plan--are designed for a 60 to 90 minutes session. However, they can be easily tailored to fit a shorter or longer session.</p>
<h2 style="text-align: center;">DEEP DOWN DETECTIVES... AT A GLANCE</h2> <ul style="list-style-type: none"> • Teaches the 16 Biblical (theological) themes used in all three Praise Factory curriculums, but in greater depth than in Hide 'n' Seek Kids. Each of these themes is presented as a "Big Question and Answer." • Each theme is taught as a series of Bible truths that develop the theme. There are 69 Bible truths in all. • There is one Bible story and one Bible verse for each of the 69 Bible truths. All of the Bible verses are set to music, which can be a great aid in learning and remembering them. • There are three sessions of curriculum per Bible truth. Use as few or as many as you want. Each is jam-packed with activities. • The multiple sessions give children the time they need to really learn each truth. The new activities keep the learning fresh each session. • The curriculum for each Bible truth comes with a fully-scripted lesson plan, beautiful storyboard pictures, games, crafts, take-home sheets, and lots of music. • The curriculum is flexible and is easily adaptable to many different teaching settings. • Both downloads and hard copies available. 	

Note: *If desired, you can start out each of the 16 units of Deep Down Detectives with one session (or more) from Hide 'n' Seek Kids curriculum. This creates a nice introduction to the over-arching theme for each unit. It would also add 16 or more sessions to the curriculum.

DEEP DOWN DETECTIVES SCOPE AND SEQUENCE			
UNIT	BIBLE TRUTHS TAUGHT	UNIT	BIBLE TRUTHS TAUGHT
Unit 1: The God Who Reveals Himself Q: How Can I Know What God Is Like? A: He Shows Me What He's Like!	1. By the Heart He Gave Me to Know and Love Him 2. In Everything I See All Around Me 3. In the Bible, the Perfect Word of God 4. Through His Very Own Son, Jesus Christ	Unit 9: Jesus Christ, Immanuel, God with Us Q: What Did Jesus Come to Do? A: Jesus Came to Bring Us to God!	1. He Left His Home in Heaven to Save Us 2. He Never, Ever Disobeyed God 3. He Taught about God and Did Amazing Things 4. He Died on the Cross for His People's Sins 5. He Rose from the Dead 6. He Went Up to Rule in Heaven
Unit 2: God's Wonderful Word, the Bible Q: What's So Special about the Bible? A: It Alone Is God's Word!	1. God Made Sure It Was Written Down Just Right 2. It Tells Us about God and His Plans 3. God Uses It to Save His People 4. God Uses It to Change His People	Unit 10: The Holy Spirit: The Indwelling God Q: What Does the Holy Spirit Do in God's People? A: He Changes Their Hearts!	1. The Holy Spirit Lives in God's People 2. The Holy Spirit Gives God's People Courage 3. The Holy Spirit Gives God's People Wisdom 4. The Holy Spirit Builds God's Church
Unit 3: The Good News of God, the Gospel Q: What Is the Gospel? A: Salvation through Faith in Jesus Christ!	1. God Made Us and We Should Obey Him 2. We Have All Disobeyed God and Deserve His Punishment 3. God Sent Jesus to Pay for God's People's Sins 4. God Saves All Who Repent of Their Sins and Trust in Jesus	Unit 11: The God Who Saves Q: How Can We Be Saved? A: It Is God's Free Gift!	1. When We Trust in Jesus as Our Own Savior 2. When We Tell God Our Sins and Turn Away from Them 3. When the Holy Spirit Works in Our Hearts
Unit 4: The God Like None Other Q: Can Anybody Tell Me What the LORD Is Like? A: He's Not Like Anyone Else!	1. He Is a Glorious Spirit 2. He Is the One, True God 3. He Is God the Father, Son and Holy Spirit: One God, but Three Persons 4. He Is Everywhere, All the Time 5. He Knows Everything There is to Know 6. He Is Perfectly Holy, Purely Good 7. He Can Do Anything He Wants to Do 8. He Is Always Faithful, Through and Through	Unit 12: God's People Live for Him Q: How Should God's People Live? A: They Should Live Like Jesus!	1. By Asking God for His Help 2. By Loving Him Most of All 3. By Loving Other People as God Has Loved Them 4. By Trusting God and Being Happy with What He Wants 5. By Learning God's Word and Obeying It 6. By Saying "No" to Disobeying God 7. By Telling the Good News of Jesus 8. By Making Much of God
Unit 5: God, the Good Creator Q: Can You Tell Me What God Made? A: God Made All Things Good!	1. He Made Everything Good in Heaven and Earth 2. He Made People in a Special Way	Unit 13: The Sustaining God Q: Why Do God's People Keep Believing in Him? A: It Is God's Sustaining Grace!	1. God Alone Sustains His People 2. God the Father Promises to Help His People 3. Jesus Provides God's People with Everything They Need to Live for Him 4. The Holy Spirit Works in His People 5. The Word of God Grows God's People 6. God Uses His People to Strengthen and Comfort Each Other
Unit 6: God, the Just and Merciful Q: How Did Bad Things Come into God's Good World? A: Bad Things Came Through Sin!	1. When Adam and Eve Chose to Disobey God 2. When It Spread to the Whole World	Unit 14: The God Who Delights in Our Prayers Q: How Does God Want Us to Pray? A: Every Night and Day!	1. He Wants Us to Praise Him 2. He Wants Us to Confess Our Sins to Him 3. He Wants Us to Thank Him 4. He Wants Us to Ask Him to Do Great Things
Unit 7: The God Who Saves Q: How Can We Be Saved? A: It Is God's Free Gift!	1. When We Tell God Our Sins and Turn Away from Them 2. When We Trust in Jesus As Our Own Savior 3. When the Holy Spirit Works in Our Hearts	Unit 15: God's People Gather Together Q: Why Do God's People Go to Church? A: To Worship God and Love One Another!	1. By Praising God for Jesus' Win over Death 2. By Learning from God's Word, the Bible 3. By Caring for Each Other's Needs 4. By Telling What God Has Done and Praying 5. By Baptizing People Who Trust in and Live for Jesus 6. By Remembering Jesus Died to Save Them
Unit 8: The God Who Loves Q: What Is God's Love for His People Like? A: It's More than They Could Ever Deserve!	1. He Gave His Son, Jesus to Save Them 2. He Always Takes Care of Them 3. He Uses Their Sadnesses for Good 4. He Will Never Stop Loving His People	Unit 16: Jesus, the Returning King Q: What Will Happen When Jesus Comes Back? A: God Will Make Everything New!	1. Jesus Will Judge All People Fairly 2. God's People Will Live Happily with God Forever

Session Prep (especially good for newbies!)

Pray!



Pray for the Holy Spirit to be at work in your and the children's hearts.

Review



If new to the curriculum, look at the **Getting Started with Deep Down Detectives section of the Core Curriculum book**. (p.5) It will be especially helpful to read through the Deep Down Detectives section of **The Praise Factory Tour: Extended Version Book**. This is a visual way to understand what goes on in the classroom. (A pdf of the book is found in the samples section on the website.)

Look through and Learn the Lesson



Read over **lesson plan**. Practice any **songs or action rhymes** you are using. Choose/make up motions to go with these. Choose less with younger children and more with older preschoolers. **Practice the lesson with the visual aids** and using the Big Question Box/Briefcase.

Read and Rehearse the Bible Story with Pictures



Read the Bible story from the Bible. Read the curriculum version. Practice telling it with the storyboard pictures. (If you have not previously laminated the story pictures, do that now.) Or, rehearse it from the Simple Story Scenes, if you are using those.

Let There Be Music



Download the music and listen to the songs. Choose which of the songs you will use with the children. If using live musicians, make sure they have the sheet music (Appendix A, Core Curriculum book).

Put the Props in Place



1. Prepare your Visual Aids. Put the Big Question, Unit Bible Truths, Bible Truth, Bible Verse, and Listening Assignment signs, as well as the Bible Story script in one side of the Bible folder.
2. Get out your storyboard. If using Simple Story Scenes, put these in your Bible Folder. Or, if using the individual storyboard figures, put all background pictures in place (they have a BG by the number). Put the rest of the storyboard pictures (these have a SB by the number) in order of use in the other side of the Bible folder.
3. Put the DDD Bible Folder as well as the Big Question sign in the Big Question Box/Briefcase and shut it. If your box/briefcase has locks and you want to use the unlocking the box as part of your session, lock it now....but make sure you have the key or know the code first.
4. Prepare the music CD or sheet music or mp3 device for use in your session.

Set Out Free Play Activities



Choose and set up free time activities you will use with the children. Choose a variety of different activities that will be enjoyed by different types of children. Rotate the activities you provide to keep them interesting and fresh to your children. (Suggestions in Appendix D, Core Curriculum books.)

Prepare Any Activities



Choose which (if any) of the Bible Truth games and crafts activities you want to use in the session. Bear in mind your time frame as well as the developmental abilities and attention span of your children as you decide which/how many to prepare. **Look over the Discussion Sheet** and choose a few questions you might use to spark discussion with the children as they do their activities (especially good for ages 3's+). Pray for God to give you opportunities to talk about these things with the children.

Let Them Take It with Them



Make copies of the craft/take home sheets, if you are not already using them as one of your activities. You may also want to make copies of the story (see take-home version of each story included in Appendix C with the other take home resources) to have for parents to use with their children at home. There's a link on each craft/take home sheet to the story, if you don't make hard copies.

Store It



After your session is over, collect the resources and store them for future use. This curriculum can be used over and over for years to come.

Learning More about Deep Down Detectives Curriculum, by Resource

The extra-depth information starts here! This section will describe important features of the Deep Down Detectives curriculum. Look at each resource in the Deep Down Detectives Core Curriculum and Visual Aid books as you read below. **This first section takes a look at the major resources used in presenting the curriculum.**

<p>Scripted Lesson Plan</p>  <p><i>Found in the Core Curriculum books</i></p>	<p>There are three lessons of curriculum provided for each Bible Truth. Since much of the text is the same for all three lessons, only one lesson plan is needed. The different activities for each lesson are noted where they occur. The lesson plans are fully-scripted. This helps even the most inexperienced teacher to know what to say and do. They train your teachers in what to say and do, every step of the way. Notice the green squares with numbers found in the left side bar of the lesson plan. These are references to the visual aids the teacher can use with the children as she teaches.</p>
<p>Visual Aids</p>  <p><i>Resources found in the Deep Down Detectives Visual Aids books</i></p>	<p>Visual aids are very important in the Deep Down Detectives curriculum. They help the children learn, and keep them focused and interested. Visual aids also help even the newest teacher teach with greater ease. All of the visual aids are used with the Big Question Box/Briefcase and are revealed as the lesson progresses. They include the Big Question and Answer sign, the Unit Bible Truths sign, the Bible Truth sign, the Bible Verse sign, the Listening Assignments (used as the children listen to the Bible story), and the storyboard pictures used with the Bible story.</p>
<p>Big Question Box/Briefcase</p>  <p><i>Directions for making this are found in the back of the Deep Down Detectives Core Curriculum books</i></p>	<p>The Big Question Box/Briefcase is a simple box with a lid that you buy or make; or, you can use a briefcase with a combination lock (kids love this!). Inside the Big Question Box/Briefcase are the props for key teaching concepts (Big Question and Answer; Unit Bible Truths, the Bible Truth concept, the Bible verse and Bible story. While not absolutely necessary, the Big Question Box adds a lot of interest to the lesson.</p>
<p>Deep Down Detectives "Bible" Folder</p>  <p><i>Directions for making this are found in the back of the Deep Down Detectives Core Curriculum and Visual Aids books</i></p>	<p>The Deep Down Detectives "Bible" Folder is a large, homemade folder made from a 22" x 28" piece of poster board. Images for the front and back of this mock Bible can be glued in place. 8.5" x 11" front and back cover images are included in the Deep Down Detectives Visual Aids in the back. Larger versions of the front and back covers are found online for download with the resources for each unit.</p> <p>Inside this over-sized folder, the teacher places the Bible Verse, the Listening Assignment for the Bible story, the text to the Bible story and the storyboard pictures. The point of this Bible folder is for children to begin to grasp that the truths they are learning come from the Bible.</p>
<p>Simple Story Scenes, Storyboard & Storyboard Pictures</p>  <p><i>Directions for making these are found in the back of the Deep Down Detectives</i></p>	<p>Beautiful storyboard pictures have been created for you to put up on a feltboard to bring the story alive. (These figures are also used in the Bible Story Review Game.) The storyboard pictures are found in the Deep Down Detectives Visual Aids Book for each unit. See Core Curriculum Appendix E for preparation instructions.</p> <p>Simple Story Scenes are the easiest way to use the pictures. Each story is simply told with book-like illustrations and story text along the bottom.</p> <p>If you want a more traditional flannelgraph approach, choose the Storyboard Pictures. These are individual figures that let you build your own scene and allow kids to help put up the pictures. Fun, but they are more work. There are two, different sizes of storyboard pictures you can choose from. Small Format for the smaller class or home setting. Large Format, for a larger class.</p>

Learning More about Deep Down Detectives Curriculum, by Resource

Two, Colorful Ways to Present the Story: Story Scenes OR Storyboard (Flannelgraph) Pictures



Directions for making these are found in the back of the Deep Down Detectives Core Curriculum and in the Visual Aids books

Beautiful **pictures** have been created to help you bring the story alive.

The Deep Down Detectives Visual Aids and Story Scenes Book for each unit is the easiest way to access these pictures. Ten, colorful, 11" x 17" scenes with text on back can be held up as you tell the story. Each comes as two, 8.5" x 11" sheets which are taped together to create each 11" x 17" scene. Quick to prepare. Easy to use.

Or, you can use the **Storyboard Pictures**, which are individual, flannelgraph pieces that you put up on a felt storyboard as you tell the story. There are **two, different sizes of storyboard pictures** you can choose from. **The pictures in the Deep Down Detectives Small Format Visual Aids books fit on 24" x 36" to 36" x 48" storyboards.** Plenty for a smaller class or home setting. Or, for **larger classroom settings**, choose **The pictures in the Deep Down Detectives Visual Aids (Large Format Storyboard pictures) books work best on a storyboard that is AT LEAST 36" x 48".**

Those with less prep time or with less experience teaching may feel more at ease with the Storybook Scenes. The storyboard pictures do take time to cut out and laminate. You do need to take time to learn to tell the story with them. But, the children love watching the story unfold as you put up the storyboard pictures. And, they can take an active role in helping put them up, which is of great, educational benefit. We (CHBC) actually use both. We love to tell the story with the Story Scenes; then, we have the children review the story by reconstructing it with the Storyboard Pictures. They are like a big puzzle that kids love to put together. Either or both are all great options.

Deep Down Detectives Music



Songs for each unit found in the back of the Core Curriculum book

Lyrics and sheet music for the songs used with each unit are actually included within the Deep Down Detectives Core Curriculum books in Appendix A.

Deep Down Detectives Audio mp3's



Resources found online only with the resources for each unit

The audio music for each unit is **included in a zip file** found on the Praise Factory website with the resources for each Deep Down Detectives unit.

Download the zip file from the website to a desired location on your computer. Open the zip file by choosing the "extract" option (often shows up when you right click your mouse over the file.) Once they are extracted, you can access them.

You also can play the songs right off of the website from the Deep Down Detectives "Just Music" section.


Or, you can download the QR code sheet of songs used with each Bible Truth.

Learning More about Deep Down Detectives Curriculum, by Activity

This section describes the activities offered in the Deep Down Detectives curriculum, in order of use. Look at them in the Deep Down Detectives Core Curriculum and Visual Aids books as you read below.

<p>Intake Activities</p> 	<p>These are activities that help the children settle in their class and get ready for learning. They are open-ended so that any child can join in as they are checked into class. Younger children typically do a free time activity.</p> <p>Older children typically play a Bible Verse Memory Game or take part in the Sing-along Music Time. Adding the Music, Movement & Memory Activity to the singing can be especially enjoyable for these children.</p> <p>Both the Bible Verse Memory Game and the Music, Movement & Memory Activity are some of the games included in the Response Activities section of the lesson plan. There are three sets of these games suggested, enough for a new set of game for each of the three lessons included with each Bible Truth. Game directions are found in Appendix B of each Deep Down Detectives Core Curriculum book.</p>
<p>The Classroom Song</p> 	<p>Transitions between activities can be difficult, particularly for preschoolers. The Classroom Song is a simple song with four verses used at transition times to make transitions easy and fun.</p> <p>Verse 1: The Gathering Verse invites the children to gather together to worship God. Verse 2: The Go and Play Verse dismisses the children to play time. Verse 3: Time to Go & Tell Verse transitions the children to Closing Circle Time,. It is used not only to help them remember what they have learned in class , but also to go and tell others what they've learned Verse 4: What's Our Big News Verse asks the children to think about what they will go and tell others as they are dismissed.</p> <p>The lyrics to the Classroom Song are included in the lesson plan. Large format lyrics and sheet music are included in Appendix A of each Deep Down Detectives Core Curriculum book. An audio version of each verse is included in the unit music.</p>
<p>The Deep Down Detectives Theme Song</p> 	<p>Circle Time opens with the curriculum theme song. It reminds the children what their learning time is about. The lyrics to the Classroom Song are included in the lesson plan. Large format lyrics and sheet music are included in Appendix A of each Deep Down Detectives Core Curriculum book. The song audio included with the rest of the unit songs.</p>
<p>The Classroom Rules Song</p> 	<p>A major challenge and important goal with preschoolers is teaching them how to act in a more formal, group teaching setting. Remember this and do not let yourself become frustrated. Your work with the children now will make way for easier teaching as they get older. Reviewing simple and clear classroom rules, then praying for God's help with the children is a great way to start every session During the rest of the session, you may want to refer back to the rules, praising the children when they are keeping them well or reminding them of the rules when addressing problems.</p> <p>The Classroom Rules Song provides a simple, fun to sing/say chant of class rules. It helps remind children of the behavior expected of them in class.</p> <p>The lyrics to the Classroom Rules Song are included in the lesson plan. Large format lyrics and sheet music are included in Appendix A of each Deep Down Detectives Core Curriculum book. The audio for this song is included in the unit music.</p>

Prayers



Two prayers are used in each session: an **Opening Prayer** and an **Unit ACTS** prayer.

The Opening Prayer stays the same for every session of Deep Down Detectives. It is a prayer asking for God’s help to keep the class rules and to learn about Him.

The Opening Prayer can be introduced with the **“Let’s Pray!” Song/rhyme**.

The ACTS Prayer changes with each Bible Truth. It is called an ACTS prayer because it incorporates four elements of prayer: Adoration (praising God for who He is); Confession (asking forgiveness for our sins); Thanksgiving (thanking God for what He’s done, especially through Jesus); and, Supplication (asking God to do great things). It centers around the Bible Truth the children are learning. The ACTS prayer for each Bible Truth can be introduced by the **ACTS Prayer Song**, which helps familiarize the children with the four elements of prayer represented by A,C,T, and S.

The lyrics to “Let’s Pray” and the “ACTS Prayer Song” **are included in the lesson plan. Large format lyrics and sheet music are included in Appendix A of each Deep Down Detectives Core Curriculum book. The audio for these songs is in the unit music.**

The Big Question & Answer



The Big Question Box Song



The Big Question and Answer is introduced by the use of a 8½”x 11” two-sided **Big Question and Answer sign**. This sign is hidden in **The Big Question Box/Briefcase**, a simple box with a lid you can buy or make; or, a briefcase. (Suggestions for making or buying one included in the Core Curriculum books in Appendix E).

The children sing/say the **Big Question Box/Briefcase Song**, then the teacher or a designated child opens the box/briefcase and gives it to the teacher to hold up and read to the children. The teacher and children then sing the **Big Q & A Song**: the Big Question and Answer set to the tune of a familiar nursery rhyme.

The words to the Big Question Box Song **are included in the lesson plan. Large format lyrics and sheet music are included in Appendix A of each Deep Down Detectives Core Curriculum book. The audio for this song is included the unit music.**

Big Question Action Rhyme and Song



The meaning of the Big Question and Answer is explained by use of an action rhyme. The action rhyme includes actions that you can do as you say it. Use as few or as many of the actions as you deem appropriate for your children.

Or, you can sing the **Big Question Song**, which incorporates the same concepts into a song.

The lyrics to the Big Question Song **are included in the lesson plan. Large format lyrics and sheet music are included in Appendix A of each Deep Down Detectives Core Curriculum book. The audio for this song is in the unit music.**

Unit Bible Truths



Having learned the Big Question and Answer for the unit, now it’s time to introduce the Bible Truths about this Big Question that the children will be learning. The teacher holds up the **Unit Bible Truths sign** that show all the Bible Truths in the unit. (There are anywhere from two to eight truths in a unit). He tells the class that these are the truths they will be learning about the Big Question, one by one. This helps the children to group the truths together and review what they are as they progress through the unit.

The Bible Truth Clue Sign



Having shown the children all the Bible Truths, the teacher is now ready to focus in on the one of the Bible Truths. The teacher/designated child will take the **Bible Truth Clue sign out of the Big Question Box/Briefcase** and show it to the class. At first, he only shows them the words on the top of the sign (use one hand to cover up the answer along the sign's bottom). He reads the words along the top, emphasizing the word that is missing. The class listens to the clue hint and works together to come up with the missing word. The teacher reveals the answer, then reads the meaning of the Bible Truth off of the back of the sign (or from the lesson plan.) There are three lessons for each Bible Truth, allowing the children to learn and master the concept before moving onto the next one.

The Bible Chant



The kids prepare to hear teaching from the Bible by singing/saying **the Bible Chant Song**. This is a simple jingle that reminds the kids that the Bible is very special because it alone is God's Word.

The lyrics to the Bible Chant **are included in the lesson plan. Large format lyrics and sheet music are included in Appendix A of each Deep Down Detectives Core Curriculum book. The audio for this song is in the unit music.**

The Deep Down Detectives "Bible" Folder



After singing the Bible Chant song, the teacher/designated child pulls out the **Deep Down Detectives "Bible" Folder** from the **Big Question Box/Briefcase**. As explained previously, the point of this Bible folder is for children to begin to grasp that the truths they are learning come from the Bible. The Deep Down Detectives "Bible" Folder is a large, homemade folder made from a 22" x 28" piece of poster board. Images for the front and back of this mock Bible can be glued in place. Inside this over-sized folder, the teacher places **the Bible Verse, the Listening Assignment for the Bible story, the text to the Bible story and the storyboard pictures.**

The Bible Verse and Song



The first thing that the teachers pulls out of the "Bible" folder in the Bible verse. Only one Bible verse is taught with each Bible truth. This gives the children three lessons to really learn the verse and its meaning--not just hear it and forget it. The Bible verse is reinforced even more through **the Bible Verse Song**. This song is used as part of the regular teaching time in Circle Time, as well as in the **Music, Movement and Memory activities**, described next. These activities provide even more opportunities for learning the verse.

The lyrics to the Bible Verse Song **are included in the lesson plan. Large format lyrics and sheet music are included in Appendix A of each Deep Down Detectives Core Curriculum book. The audio for this song is in the unit music.**

The Bible Story and Resources



Only one Bible story is used in each Bible truth. Instead of tiring of hearing the same story for three lessons, the children are delighted to have a chance to master it.

Optional actions/questions are woven into the story text. Beautiful **storyboard pictures** have been created for you to put up on a feltboard to bring the story alive. (These figures are also used in the **Bible Story Review Game**.) The storyboard pictures are found in the **Deep Down Detectives Visual Aids books. Or, use Simple Story Scenes.**

Directions for making a homemade storyboard board and for making durable storyboard pictures are found in the Core Curriculum books.

While the same Bible story is used for all three lessons, there is a different "listening assignment" for each lesson. These are called **"Detective Dan's Listening Assignments."** (These listening assignments will probably be **too much for two year olds; can be useful in developing a three year olds listening skills; and, and are great for children older than this.**

Finish your story time by answering the listening assignment; sharing the gospel, and praying the ACTS (Adoration, Confession, Thanksgiving, Supplication) prayer; and, two response songs.

Story Response Songs



There is a hymn and a praise song that you may choose to close Opening Circle Time with. Each unit features a different pair of response songs, related to the unit Big Question and Answer. This gives the children many lessons to learn these songs. A short unit tie-in description is included with each song.

The words to these two songs **are included in the lesson plan. Large format lyrics and sheet music are included in Appendix A of each Deep Down Detectives Core Curriculum book. The audio for this song is in the unit music.**

Response Activities: Games and Crafts



After Opening Circle Time, the children can either enjoy free play (**see Core Curriculum Appendix D for suggestions**) or one of the many game or craft activities. The games and crafts are all created to help reinforce the truths the children have just learned in Circle Time. These are all created to help reinforce the truths the children have just learned in Circle Time.

There are **three, different games suggested for each lesson:** the Bible Verse Game, the Bible Story Game, and the Music, Movement & Memory Activity. And, there is a **simple coloring craft/take home sheet for each of the three lessons, as well as three extra crafts that can be used at any time.**

Because there are so many response activities, some teachers like to incorporate some of them as Intake Activities at the beginning of a session.

Let's look at each of these activities, starting on the next page.

Response Activities: Games



When Opening Circle Time ends, the children can either enjoy free play or one of the many game or craft activities. **The games are referenced in the lesson plans, but are listed in Appendix B at the back of each Deep Down Detectives Curriculum book. The crafts are referenced in the lesson plan, but instructions and any pages to be photocopied are found in Appendix C at the back of each Deep Down Detectives Curriculum book.**

Let's look at the games, then the crafts.

The Bible Verse Game



The Bible Verse Game helps the children learn the Bible verse and think about what it means. **The Bible verse games are referenced in the curriculum, but listed in Appendix B in each Deep Down Detectives Core Curriculum book.**

The Bible Story Review Game



The **Bible Story Review Game** helps the children think about what they learned in the story. It uses the **Storyboard Pictures** from the Bible story. **The Bible Story games are referenced in the curriculum, but listed in Appendix B in each Deep Down Detectives Core Curriculum book.**

Music, Movement & Memory Activity



The Music, Movement & Memory Activities have the children do certain movement or use **simple homemade (or store bought) musical instruments**, as they sing songs or say the Bible verse. A **simple hymn** and **praise song** as well as the **Bible Verse Songs** and **Big Question Song** are suggested for use. A short blurb describing how each song ties in with the Bible Truth concept is given. **The Music, Movement & Memory Activities are referenced in the curriculum, but listed in Appendix B in each Deep Down Detectives Core Curriculum book.**

The lyrics and sheet music to these songs are included in the Core Curriculum books. The audio for these songs is found with each unit's music.

All three of these activities are part of a **collection of games that can be assembled ahead of time, then stored** for use throughout the curriculum on a rotation basis. This makes it easy to keep each lesson active and fun, but with less prep work. **A complete list of supplies need to make the games is included in later in this chapter and in Appendix B of each Core Curriculum book.**

Response Activities: Crafts

Coloring Pages/ Take Home Sheets








There are both coloring pages/take home sheets as well as a few extra crafts available with each Bible Truth. **The crafts are referenced in the lesson plan, but instructions and any pages to be photocopied are found in Appendix C at the back of each Deep Down Detectives Core Curriculum book.**

A coloring page is provided for each of a Bible Truth's three lessons. On the back of each page are the key concepts, a few questions; an ACTS prayer; and, a song/s for parents to use with their children that act as a take home sheet. There is a different emphasis for each lesson's coloring sheet that corresponds with the listening assignment for the lesson:

- Lesson 1 Coloring Sheet Emphasis: The Bible Truth
- Lesson 2 Coloring Sheet Emphasis: The Bible Verse
- Lesson 3 Coloring Sheet Emphasis: The ACTS Prayer

While these are simple, coloring sheets, they can be easily turned into something more. Upgrade your coloring sheet to a more interesting craft by offering simple embellishments, such as jiggly eyes, craft sand, glitter, glitter glue, colored paper dots (made with a hole punch), fabric scraps, etc. Make cut-to-size glued-on clothes, hair, etc. for characters by using a copy of the coloring sheet, cutting out the selected portions and making them the patterns for whatever you want to cut out of fabric, paper, foil, etc.

<p>Response Activities: Crafts</p> <p>Extra Crafts</p> 	<p>With each Bible Truth, there are three extra crafts included for use at any time.</p> <p>These are a Go-and-Tell Craft; a Bible Story Coloring Picture and a Bible Story Puzzle (which is the Storyboard Picture Placement page from the story, which you can cut out into the appropriate number of puzzle pieces for your children, then re-assembled by them).</p> <p>Like the other crafts in the curriculum, these extra crafts are referenced in the lesson plan, but instructions and any pages to be photocopied are found in Appendix C at the back of each Deep Down Detectives Core Curriculum book.</p>
<p>Response Activities: Discussion Sheet</p> 	<p>The discussion sheet contains questions about the key concepts used in the Bible Truth. These can be used to spark good conversation as the children are coloring. They can also be used as part of the games and other activities to add even more depth.</p> <p>They are most appropriate for use with children ages 3 and up.</p>
<p>Take Home Resources</p> <p>Coloring Pages/ Take Home Sheets</p>  <p>Take Home Version of the Bible Story</p> 	<p>There is a different coloring page/take home sheet for each of the three lessons provided for every Bible Truth. Each take home sheet has a slightly different emphasis, but they all include the key concepts and a few questions. They also tell parents where they can find the full script to Bible story and other resources on the Praise Factory website (in the Parents' Resource section for the curriculum), if they want to use them at home with their children.</p> <p>The front side is the coloring page and the back side is the take home sheet. The coloring pages/take home sheets are referenced in the lesson plan, but the pages to be photocopied are found in Appendix C at the back of each Deep Down Detectives Core Curriculum book.</p> <p>There is also a take home version of the story that you can give out along with the take home sheets. This is also available online in the Deep Down Detectives parents' resources section.</p> <p>This version of the Bible story is referenced in the lesson plan, but is included in Appendix C at the back of each Deep Down Detectives Core Curriculum book. It is also available online in the Deep Down Detectives Parent Resource section, as parents are reminded on each take home sheet along the bottom.</p>
<p>Music Resources</p> <p>Lyrics and Sheet Music</p>  <p>audio mp3's of the songs</p>	<p>Lyrics and sheet music for the songs used with each Bible Truth are included within the Deep Down Detectives Core Curriculum books.</p> <p>Each lesson plan includes the lyrics to the core songs used with each Bible Truth. Large format lyrics and sheet music for the songs is included in Appendix A of each Core Curriculum book.</p> <p>Frequently, the lesson plan references extra songs. The lyrics and sheet music to these extra songs are only found in Appendix A with the other unit songs.</p> <p>The songs can be downloaded from the praisefactory.org website. There are 16 zip files of mp3s of songs, one for each of the 16 Deep Down Detectives units. Or, you can download the QR code sheets of links to the songs.</p>

Customizing the Curriculum: Know Yourself to Know What You Need

A good, curriculum custom-fit starts with thinking carefully about those involved. Here are six, key factors to consider. (The Children's Ministry Questionnaire will guide you through these issues in much greater depth.)



Your Children's Abilities

- + readers/pre-readers?
- + age groupings in the same class
- + attention span
- + exposure to the gospel?
- + etc.



Your Teachers' Agility

- + teaching experience
- + experience with children
- + classroom experience
- + their own spiritual maturity
- + etc.



Your Time Capacity

- + Thirty minutes or one hour?
- + Once a week/five days a week?
- + A camp session/a V.B.S
- + School year/a full year?
- + etc.



Your Teaching Locality

- + Home, church or school?
- + Urban, suburban or rural?
- + Storage space available?
- + Classroom size?
- + etc.



Your Ministry Priorities









- + Who gives you spiritual oversight?
- + What do they want you to teach?
- + Are they willing to look over the curriculum/help find and screen teachers?
- + etc.



Your Practicalities

- + What is your budget?
- + Who will prepare the curriculum?
- + How much time do they have?
- + Is there anyone willing/able to oversee the start up and implementation of a new curriculum?

Customizing the Curriculum: Build-Your-Own-Curriculum Sandwich

		<p>You've thought about who you are, what you need, what you can do, and what you can should do. Now it's time to customize your own curriculum version. We like to think of this process as similar to creating your favorite sandwich. Start with what you know has to be there, then add in extras until you get just what you want. You might be a "meat-only" sandwich, needing only the very basics of the curriculum. Or, you want "the works"--the whole curriculum, just as it is written. Many people use something in between. The important thing is to keep in mind the specifics of your teachers; your children; your time constraints; and, your ministry situation. Then build your own version of Deep Down Detectives that works best for you. Bon appetit!</p>
<p>1. Start with the Meat: Core Curriculum</p> 	<p>Resources:</p> <ul style="list-style-type: none"> • Big Question and Answer • Bible Truth • Bible Verse • Bible Story 	<p>These are the backbone of biblical truth for the curriculum. You really only have to have these. Everything else is extra!</p>
<p>2. Choose Your Cheese: Response Activities</p> 	<p>Resources:</p> <ul style="list-style-type: none"> • Bible Memory Game • Bible Story Review Game • Music, Movement & Memory • Crafts 	<p>Response activities are second in importance only to the "meat." They are enjoyable, hands-on activities that help the children learn and retain the "meat" of biblical truths.</p>
<p>3. Add the Lettuce: Intake Activities</p> 	<p>Resources:</p> <ul style="list-style-type: none"> • Free Play • Activity Centers • Unit Songs • Bible Memory Game 	<p>Intake Activities are a nice addition to your curriculum "sandwich", but you don't have to have them. They often help the children settle better in class and prepare them for learning.</p>
<p>4. Throw on Extra Veggies: Zesty Extras</p> 	<p>Resources:</p> <ul style="list-style-type: none"> • Deep Down Detectives Song • Classroom Rules Chant • The Big Question Box Song • The Bible Song • Let's Pray Song • ACTS Prayer Song 	<p>These are few extras that add zest to the curriculum. The Classroom Rules Song is especially helpful for reminding the children of expected classroom behavior in a fun way.</p>
<p>5. Spread on Condiments: Transitions</p> 	<p>Resources:</p> <ul style="list-style-type: none"> • The Classroom Song (4 verses) 	<p>Harnessing the transition points in your curriculum can make teaching much easier for your teachers and actually fun for your kids. The Deep Down Detectives curriculum uses music to structure and teach the children through every transition.</p>
<p>6. Choose Your Bread: Curriculum Presentation Features</p> 	<p>Resources:</p> <ul style="list-style-type: none"> • Big Question Box/Briefcase • Storyboard Pictures 	<p>These are resources that are used to present the curriculum to the children. They help keep the children focus and make the learning more visual and interactive.</p>
<p>7. Prepare It for Carry Out Take Home Resources</p> 	<p>Resources:</p> <ul style="list-style-type: none"> • Coloring Sheet/Take Home Sheet for each lesson • Take Home version of each story 	<p>Take home resources are a great way for parents to know what their children are learning and to provide them with a tool for further discussion.</p>

Common Customizations: Age Groups

Having considered these questions, put this information to work to build your version of the curriculum.

Here are some ways we have customized the curriculum or seen it customized by others:

CUSTOMIZE BY: Age Group	
2 year olds	<p>GENERAL OBSERVATIONS: You are doing well just to get these children to begin to sit as a group. Build up to this, as they get adjusted to a classroom setting. Set your expectations LOW! Helping the children learn how to be a group prepares them for learning more later and even more being able to join in the church service better. This, by itself, is a job well-done.</p> <p>NUMBER OF LESSONS OF A BIBLE TRUTH USED: All three lessons for sure! Repetition is great for these kids! But, if you go at this rate, you will not get very far through the 69 Bible Truths in a year. Consider using Hide 'n' Seek Kids instead.</p> <p>SUGGESTIONS FOR HOW TO USE THE CURRICULUM:</p> <p>Opening Activity Time:</p> <ul style="list-style-type: none"> • Free play time as they come to class • You can have unit music playing in the background • Use the Classroom Songs to begin to teach them about transitions <p>Opening Circle Time:</p> <ul style="list-style-type: none"> • Use the Big Question Box/Briefcase • Teach them the Big Question • Sing the Big Question Song (short, nursery rhyme version) • Teach them the Bible Truth • Tell them the Bible Verse (maybe sing the song) • Tell the Bible story, using the storyboard • Do not expect these children to be able to do the listening assignment. • End with the ACTS prayer or an even shorter prayer, if attention is lagging. <p>Response Activity Time:</p> <ul style="list-style-type: none"> • Dismiss to free play time. • You can have unit music playing in the background. • Offer the coloring sheet/take home sheet craft after they have played for a while. • You MIGHT be able to weave a few of the discussion questions into your conversations with the children as they play or do their coloring sheet... but don't count on it. It's just fine if they don't! They are only two years old! <p>Closing Circle Time:</p> <ul style="list-style-type: none"> • Use the Classroom Songs to gather them back together. • Ask them the Big Question and Answer, tell them the Bible Truth, and sing the short Big Question Song again. • End with the ACTS prayer or an even shorter prayer, if attention is lagging. <p>Dismissal:</p> <ul style="list-style-type: none"> • Give out the take home version of the Bible Story, the day you start a new Bible Truth. • Give out coloring sheet/take home sheet for the lesson.

Common Customizations: Age Groups

CUSTOMIZE BY: Age Group	
3 year olds	<p>GENERAL OBSERVATIONS: This age group can enjoy much of this curriculum.</p> <p>NUMBER OF LESSONS OF A BIBLE TRUTH USED: All three lessons for sure! Repetition is great for these kids! But, if you go at this rate, you will not get very far through the 69 Bible Truths in a year. Consider using Hide 'n' Seek Kids instead.</p> <p>HOW TO USE THE CURRICULUM: As written, except... the listening questions will be a new concept to this children of this age. This is the new skill you will be working on to give the children. It may take a while to get them used to holding on to a question or two as they listen. You might even want to remind them of the questions as you read the story. (This is another way we help these children prepare to gather with the congregation and be ready to learn from a sermon. And, be careful not to overwhelm them with too many discussion questions. Choose a few and repeat them when playing the games. Add in more as they master the answers to your initial ones.</p>
4-5 year olds OR 2-5 year olds as one class	<p>GENERAL OBSERVATIONS: 4-5 year olds: The concepts of the curriculum were especially created with this age group in mind.</p> <p>2-5 year olds as one class: You are combining children with fairly different developmental abilities. While one teacher is teaching, the other teacher may need to be quietly tending to the 2 year olds as their attention span fades.</p> <p>NUMBER OF LESSONS OF A BIBLE TRUTH USED: These children will do best with 2-3 lessons of the three included with each Bible Truth. We do two concepts per month of Sundays. That 2 lessons from Bible Truth, then 2 lessons from the next Bible Truth. Or, in months with five Sundays, you would choose to do 2 lessons from one Bible Truth and 3 lessons from the next. You will complete the curriculum in about 2 1/2 years at this rate.</p> <p>HOW TO USE THE CURRICULUM: As written. You can introduce the longer, full Big Question Songs, not just the short nursery songs with children.</p> <p>And, for those who have combined 2-5 year olds, having the children do the suggested actions that go with the full, Big Question Songs can be a great chance for the little 2-year-olds to get some wiggles out.</p>

Common Customizations: Age Groups

CUSTOMIZE BY: Age Group

pre-K & K

GENERAL OBSERVATIONS:

The concepts of the curriculum were especially created with this age group in mind.

NUMBER OF LESSONS OF A BIBLE TRUTH USED:

These children will do best with 2 lessons of the three included with each Bible Truth. We do two concepts per month of Sundays. That 2 lessons from Bible Truth, then 2 lessons from the next Bible Truth. Or, in months with five Sundays, you would choose to do 2 lessons from one Bible Truth and 3 lessons from the next. **You will complete the curriculum in about 2 1/2 years at this rate.**

HOW TO USE THE CURRICULUM:

As written. You can introduce the longer, full Big Question Songs, not just the short nursery songs with children.

K-2nd grade

GENERAL OBSERVATIONS:

The concepts of the curriculum can still very good for this age group, but you are bumping up against its outer limits. I would move on to Praise Factory Investigators, if I was using Deep Down Detectives with the preschoolers. However, if this curriculum is being introduced with this age group, it will be great for them.

NUMBER OF LESSONS OF A BIBLE TRUTH USED:

These older children will do best with 1 to 2 lessons of the three included with each Bible Truth. You will probably bore them if you repeat beyond this point.

HOW TO USE THE CURRICULUM:

Definitely introduce the longer, full Big Question Songs, not just the short nursery songs with this group.

I would either do:

two, full lessons per Bible Truth;

OR,

I would do one full lesson per Bible Truth, then use the Opening Activity time of the next session to review the previous session's concepts by playing the Bible Story game/ Bible Verse Review Game/singing the songs). I would then introduce the next Bible Truth concepts in Opening Circle Time.

Common Customizations: Teaching Situations

CUSTOMIZE BY: Teaching Situation	How to Structure the Curriculum
<p>Single Session One, 60-90 minute session on a lesson, in one day, once a week examples: Sunday School, Church Hour, Mid-week programs</p>	<p>As written. If you do not really have 60 minutes of actual teaching time, you will need to choose what not to use. Choose what you think is most important to have in your session, then continue to add in elements until you have filled up your time budget.</p>
<p>Double Session Two 60-90 minute sessions, on the same lesson, in one day, once a week examples: Sunday School PLUS Church Hour OR, Sunday Morning PLUS Sunday Evening OR, Sunday Morning PLUS Wednesday Evening</p>	<p><i>(This is how we use the curriculum here at CHBC)</i></p> <p>First session of the Double:</p> <ul style="list-style-type: none"> • Use Opening Activity • Opening Circle Time • And choose an activity • Fill in extra time with free play activities <p>snack and potty break</p> <p>Second session of the Double:</p> <ul style="list-style-type: none"> • Review Opening Circle Time • Choose another activity • Fill in extra time with free play activities
<p>Daycare/Schools Bible Class</p>	<p>Schools vary in how many days they teach Bible. Some will have a daily Bible class. Others, will have it only certain days.</p> <p>Here's a suggestion for one Bible Truth a week, 5 days a week Bible class for preschoolers:</p> <p>Typically, each session you will be:</p> <ul style="list-style-type: none"> • Reminding the children of the Big Question and Bible verse; • Telling them the Bible story (or asking them questions to review it); • Singing the songs; and, • Following up with a response activity. <p>There are three lessons in each Bible Truth, with a listening assignment for each lesson. each with a coloring page, and three games; plus, three extra crafts.</p> <ul style="list-style-type: none"> • That makes 12 activities, plus the three extra crafts. Plenty for a week of Bible classes for little preschoolers. • You could read the story on Monday, Wednesday and Friday, using a different listening activity each time. Use the coloring sheet corresponds to the listening activity on those days. • Then, the other two days of the week, use the games to review what they have learned. <p>With 16 units of 67 Bible truths, this gives you about two academic years of curriculum.</p>
<p>Camps, VBS and Short-term Missions Trips</p>	<p>Since camps, VBS and mission trips usually involve both preschoolers and elementary school children, you will do best use two or three of the Praise Factory family of curriculum to meet everyone's needs. At the end of this introduction section, we provide suggested schedules for these ministry situations. We also have included how the Bible Truths across all three curriculums line up so you can coordinate the truths you are teaching across all of the age groups/curriculums.</p>

Maiden Voyage: Testing Out the Curriculum

Making a Test Run

At last it's time to try out the curriculum on your kids. As mentioned before, our favorite way to try out a new curriculum is with a smaller group of children (of the more-likely-to-be-well-behaved variety), when there is an opportunity to do so. This gives the curriculum its best test-run. Ideally, you want to give any curriculum a few sessions trial period. New curriculum is new curriculum. Teachers will be getting used to it as will the kids.

You may choose to dive in the deep end and introduce the whole curriculum to the children at once. As you introduce the curriculum to your children, also remember that everything will be new to them at first. New ideas and structures use up a lot more attention and energy than when they are familiar and routine...and it takes time for them to become routine. Be patient! Expect this!

Or, you may take the gradual approach, deciding on lesson elements to introduce gradually, then adding more in as you go. Think about the routine the children are used to in your classroom already. What works? What doesn't work? Slot Deep Down Detectives resources into the parts of your current framework that work best with your children, then gradually build from there.

For example, you might want to start with just the Bible story and Bible verse the first lesson, adding other elements the second lesson, and so on. Also, realize that the children will be doing a lot more watching and a lot less direct participation at first as they are learning the routine.

Give yourself and the children a few lessons to settle into the routine before deciding what is the right amount of activities to include each week. As the children get used to the lesson routine, you will find the children have more attention and energy to devote to the learning activities.

Evaluate and Adjust It

As you test-run the curriculum, you will probably want to evaluate and make changes. Reflect on how the teaching session goes, after each of your test runs and make any necessary changes. As you get closer to a good fit, add in more conditions like the typical classroom--such as your crazier kids, etc.. See how the curriculum works with these new elements. Make more changes until you feel good about your fit.

The Real Launch: Implementing the Curriculum in Your Situation

Sign Post It	Once you have figured out what works best for your children and those teaching the curriculum, put sign posts in place in the classroom. If you found that certain activities work better in a certain part of the room (such as games or craft time), put up a sign on the wall near that area indicating that. Or, put down a rug where you want to have Circle Time.
Choose and Train Your Load-Bearers	<p>If the curriculum follows a set time schedule, display the schedule on the wall in large print so a teacher can with just a glance know what he/she should be doing.</p> <p>Signpost where you store your curriculum resources (games, curriculum, music, craft supplies, etc), too, so that even the newest teacher can easily find what he/she needs.</p> <p>Once you feel that you have adjusted the curriculum to a good fit for teacher and children, begin to train others in how to teach it, too. Ideally, this starts as a mentoring experience between you and another teacher (preferably two). You are looking for people who are willing to learn the curriculum inside-out until they can teach it well themselves and can later train others in it, too. I call these teachers, "load-bearers," because they will share the weight of implementing the new curriculum.</p> <p>First, have your load-bearers come observe you as you teach the curriculum. Have them read the introductory materials and the curriculum lesson plan before they observe. After class, de-brief with them about the session. Have them continue to come for a number of session, gradually handing over the teaching responsibilities until they are comfortable and confident.</p>
Bring the Parents Up to Speed	Make sure to include parents in your launch! Communicate with them about the change in curriculum that is happening. Hold a meeting. Send out an email. Hand out the Deep Down Detectives flyer (pgs. 7-8, Core Curriculum books). Ask them to parents. Invite their feedback. Make them your partners, after all, it is them and their kids you hope to help.
Add Others	With your load-bearers in place and confident in the curriculum, you can now begin to look for more potential teachers to be trained. The load-bearers will then follow the same steps as you took with them: having them observe, then gradually take teaching responsibilities, de-briefing after each session. Continue until they are confident.
Want to See More?	<p>Three times a year (the third Saturday/Sunday of March, May and September), we hold a free lunch, learn-and-look workshop and observation time here at Capitol Hill Baptist Church in Washington, D.C.</p> <p>On Saturday, we gather for lunch and talk philosophy; child protection policy; encouraging parents; recruiting teachers; dealing with discipline issues; etc; and, of course, curriculum. After finishing up our group session, we are happy to talk to individual churches about their particular situations.</p> <p>Then on Sunday, we offer an opportunity to see Deep Down Detectives and the other Praise Factory curriculum in action in our classes. This can be a great way to help others understand and get excited about the curriculum.</p> <p>The registration form for these workshops can be found on the Praise Factory website.</p>

Protect Your Investment: Tips on Storing the Curriculum for Future Use

This is a curriculum that keeps on giving year after year. Everything is re-used. If you do a good job storing the curriculum, it will serve your church well and at little cost for many years.

Here are two ideas to help you:

Idea #1: If you are teaching only a small group of children:




Then, store all of these resources together in a magazine file




Protect Your Investment: Tips on Storing the Curriculum for Future Use

Idea #2: If you are teaching a large group of children (like we do at CHBC), you may want to have a separate envelope for each resource type.

Copies of
Unit Lesson Plan,
and Story
with Listening
Assignments



CDs,
Song Track Lists,
Lyrics &
Sheet Music



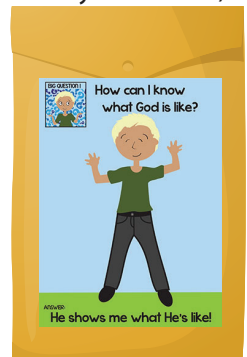
Bible Story
storyboard
Pictures,
Pictures Key and
Placement Guide



Discussion Sheet



Visual aids,
(except for Bible
Storyboard Pics)



Craft/Take Home
Sheet 1



Craft/Take Home
Sheet 2



Craft/Take Home
Sheet 3



Extra Craft 1



Extra Craft 2



Extra Craft 3

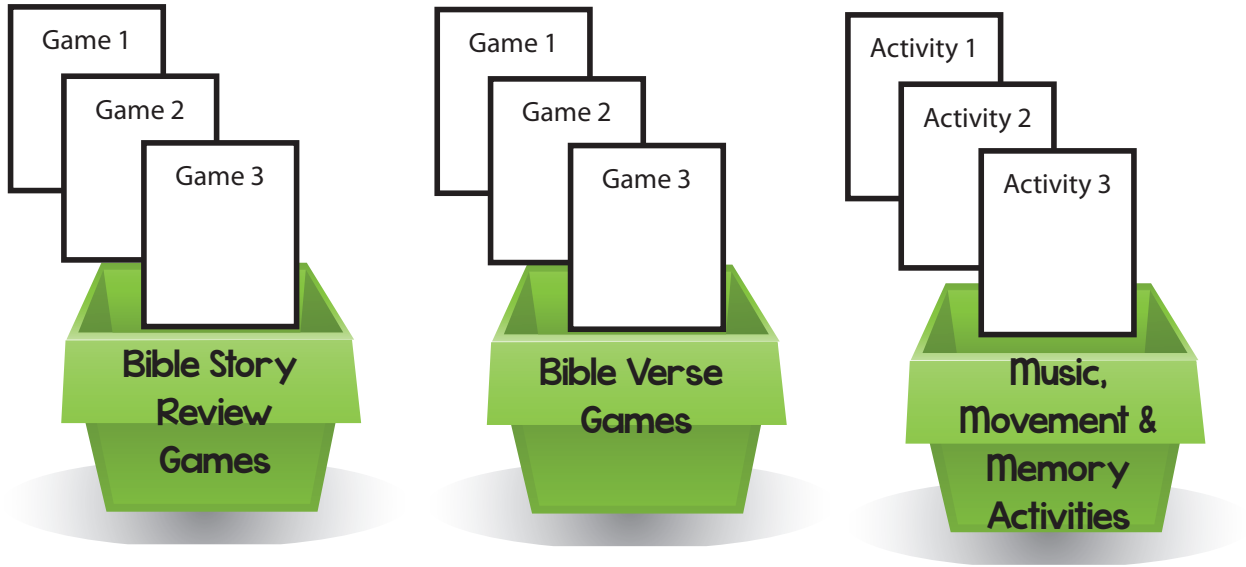


Then, store all of these
resources together in a
magazine file



Protect Your Investment: Tips on Storing the Curriculum for Future Use

Store your games in separate ziploc bags and put them in bins.:



Master Supplies List for All Deep Down Detectives Games

Deep Down Detectives uses many games. The good news is, they are simply made and they are re-used throughout the whole curriculum. Make sure you save the games you make and it will save you a lot of time later.

This is the full list of the games and the supplies needed in the Deep Down Detectives Curriculum. While you only need to make whatever games you choose to use with each lesson, **I strongly recommend that you make all the games before you start using the curriculum.** Get the prep work over with at the beginning and coast your way through years of enjoyment! Store them in ziploc bags or baskets and pull them out when needed. So simple!

THIS LIST IS ALSO INCLUDED IN APPENDIX B: GAMES

Bible Verse Games

Lily Pad Jump

- Cube-shaped cardboard box,
- paper,
- glue,
- marker

Animal Cube

- Cube-shaped cardboard box,
- paper,
- glue,
- marker

Simon Says How

- Cube-shaped Cardboard box
- Paper, glue, and a marker

Bean Bag Catch

- 1 bean bag per every 2 children (or every child)
- NOTE: Can also fill socks with beans and tie open end to make beanbags.

Slap, Clap and Stack

- 10 or 12 Blocks or other stackable objects

Freeze 'n' Say

- Music and CD/Tape player

Fill 'er Up

- 1 bean bag per child
- NOTE: Can also fill socks with beans and tie open end to make beanbags.
- Cardboard box or laundry basket
- Carpet squares, 1 per child

Loud and Soft, Big and Little

- none

Bible Verse Games

Roll 'n' Toss

- Cube-shaped Cardboard box
- Paper, glue, and a marker
- 1 bouncy ball per 2 children

Duck, Duck, Goose

- none

Deep Down Detective Mission Madness Practice

- Detective Gear, such as a trench coat, sunglasses, and a hat

Block Clapping

- 2 wooden blocks per child, preferably about 3"x 2", as found in many children's block sets

Meet, Greet, and Keep It Up

- 16 oz cups, 1 per child (with some extras)
- 2 pieces of rope as long as a line of children
- Masking tape

Master Supplies List for All Deep Down Detectives Games, continued

Music, Movement & Memory

Thumping Drums

- 1 Oatmeal container/coffee can with lid per drum
- Tape
- Popcorn, rice, beans, etc.
- Wooden spoons, dowels, unsharpened pencils, if desired, for mallets

Say, Spring Up and Shout

- Bean bags, one per child

Freeze Frame

- Some kind of fun hat or clothing for the leader to wear

Egg Shakers

- Empty Easter eggs
- Rice, beans, buttons, pennies, popcorn, beads, small nails or bolts, etc.
- Glue and glue gun OR strong packing tape

Jingle Bell Hands

- 1 6" piece of sturdy string
- 4 or 5 jingle bells, available in most craft shops

Sing, Dance, and Fall Down

- Optional: Bean bags, one per child

Big Voice, Little Voice

- none

Bottle Shakers

- 1 empty 16 oz. soda bottle per shaker
- Rice, beans, buttons, pennies, popcorn, beads, small nails or bolts, etc.
- Glue and glue gun OR strong packing tape

March 'n' Say

- Optional: A fun hat for the leader of the march, or for everyone in the march

Clap, Tap and Say

- none

Lullabies, Bells and Lions

- Bell

Music, Movement & Memory

Musical Squares

- Carpet Squares, enough for all of the children (or chairs)

Block Clappers

- 2 wooden blocks per child, preferably about 3"x 2", as found in many children's block sets

Master Supplies List for All Deep Down Detectives Games, continued

Story Review Games

Going Fishing

- One long wooden dowel, yardstick, etc. per fishing pole
- Yarn
- Paper clip per fishing pole
- Rope
- Two chairs
- Blanket
- Box/bucket/container
- Bucket

Pony Express

- Small manila envelopes, one per flannel graph figure
- Kid's small backpack or a tote bag with a strap
- Basket
- Cowboy hat
- Stick horse or a broom

Fix Up the Mix Up

- None

Can You Remember?

- Index cards

Deep Down Detectives Clue Hunt

- Variety of interesting items that have one or more places to hide a storyboard picture
- Detective Hat
- 4 False Clues (included on the next page)
- CD Player and Deep Down Detectives Theme Song

Clothespin Line Up and Drop

- Rope
- Clothespins, the hinged type
- Shoe box
- Tape

Who's in the Basket?

- Blanket
- Basket

Run to the Grocery Store

- Grocery bag or kid's grocery cart
- Empty food cartons

Story Review Games

Treasure Hunt

- 10 small lidded plastic containers or boxes (like from a jewelry store) or wooden, hinged boxes from a craft store
- Various decorating supplies, such as fake craft jewels, glitter, glitter glue, foil paper, gold spray paint
- glue

Take Me Through the Tunnel

- Chairs or Table
- Sheet or blanket
- Box

Missing in Action

- None

Who's Inside?

- 10 different containers with lids

Look Who's Coming Down the Tracks

- Two shoe boxes
- 6' or so of rope
- Optional: Engineer's hat

VBS, Camps and other Programs

Programs like camps, VBS and short-term missions Children's Ministry usually involve such a wide, age-range of children that it's best to use two or three curriculums, instead of just one, to meet everyone's learning level. This is easy to do with the Praise Factory family of curriculum, since you are using the same, sixteen Big Question Units in all three curriculums.

There are so many ways to do these programs. Here are the most common ones I've heard of:

- One, half day
- One, full day
- One evening
- Friday Night-Saturday
- Five, half days
- Five, full days
- Five evenings in a row
- Five one-day evenings (such as five Wednesday nights in a row)
- Two, five-day weeks in a row

Although these programs take place at many different times, they typically run one of three, standard lengths of time:

- 1 1/2 hour programs
- 2 1/2 hour programs
- 6 hour programs

Here are session suggestions for each of these three lengths of programs:

NOTE: I have put some place holder times in schedules. You change them to your actual times.

1 1/2 Hour Multi- Age Programs

1 1/2 Hour Program (for 2 year olds):

- 9:00 Free Play/Activity Centers
- 9:15 Opening Circle Time (Singing, Big Question, Bible Verse and Bible Story)
- 9:30 Free Play/Activity Centers
- 9:45 Activities: Game, Craft and/or Music
- 10:20 Closing Circle Time
- 10:30 Dismissal

1 1/2 Hour Program (for ages 3-5):

Hide 'n' Seek Kids or Deep Down Detectives Session, as written

1 1/2 Hour Program (for elementary age kids):

Praise Factory Investigators Session, as written

VBS, Camps and other Programs: 1 1/2 Hour Schedule

1 1/2 Hour Program (for 2 year olds): (Hide 'n' Seek Kids or Deep Down Detectives)

- (9:15 – Early Arriver Activity – a few puzzles or paper and crayons on a table)
- 9:30 – Activity Centers
- 9:40 – Clean Up Toys
- 9:45 – Opening Circle Time (Add actions to songs to make this time more active)
- 10:05 – Craft Time (Use one of the Extra Crafts)
- 10:15 – Play with Toys /Check Diapers/Potty Break
- 10:25 – Clean Up Toys
- 10:30 – Memory Verse Time: Music, Movement & Memory; Bible Verse Review Game
- 10:40 – Snack Time
- 10:50 – Closing Time/Take Home Sheet/Coloring Time (Ask them the Closing Time questions as they are coloring at the tables)
- 11:00 – Parents come

1 1/2 Hour Program (for 3-preK 5 year olds): (Hide 'n' Seek Kids or Deep Down Detectives)

- (9:15 – Early Arriver Activity – a few puzzles or paper and crayons on a table)
- 9:30 – Activity Centers
- 9:40 – Clean Up Toys
- 9:45 – Opening Circle Time (Add actions to songs to make this time more active)
- 10:05 – Craft Time (Use one of the Extra Crafts)
- 10:15 – Play with Toys /Check Diapers/Potty Break
- 10:25 – Clean Up Toys
- 10:30 – Memory Verse Time: Music, Movement & Memory; Bible Verse Review Game
- 10:40 – Snack Time
- 10:50 – Closing Time/Take Home Sheet/Coloring Time (Ask them the Closing Time questions as they are coloring at the tables)
- 11:00 – Parents come

1 1/2 Hour Program--elementary school (Praise Factory Investigators)

- 9:00 Opening Large Group Time: Welcome, Singing
- 9:15 Opening Large Group Time: Big Question, Bible Truth, Bible Verse and Bible Story
- 9:45 Small Group Activities (Discussion and Games/Music/Craft Activities) If desired, each small group can prepare their activity for Small Group Presentations in Closing Large Group.
- 10:15 Closing Large Group Time: Small Group Presentations and/or Singing
- 10:30 Dismissal

VBS, Camps and other Programs: 2 1/2 Hour Schedule

2 1/2 Hour Program (for 2 year olds): (Hide 'n' Seek Kids or Deep Down Detectives)

- (8:45 Early Arriver Activity – a few puzzles or paper and crayons on a table)
- 9:00 Activity Centers (first set)
- 9:10 Clean Up Toys
- 9:15 Opening Circle Time (Add actions to songs to make this time more active)
- 9:25 Activity Centers (first set)
- 9:35 Craft Time (Use one of the Extra Crafts)
- 9:45 Play with Toys /Check Diapers/Potty Break 2
- 9:55 Clean Up Toys
- 10:00 Snack Time
- 10:10 Memory Verse Time: Music, Movement & Memory; Bible Verse Review Game
- 10:20 Activity Centers (second set)
- 10:30 Clean Up Toys
- 10:45 Craft Time (one of the extra crafts)
- 10:55 Play with Toys /Check Diapers/Potty Break 2
- 11:00 Clean up Toys
- 11:05 Active Indoor/Outdoor Play
- 11:25 Closing Time Circle Time
- 11: 15 Coloring Time/Take Home Sheet
- 11:30 Parents come

2 1/2 Hour Program (for 3-preK 5 year olds): (Hide 'n' Seek Kids or Deep Down Detectives)

- (8:45 Early Arriver Activity – a few puzzles or paper and crayons on a table)
- 9:00 Activity Centers (first set)
- 9:15 Clean Up Toys
- 9:20 Opening Circle Time (Add actions to songs to make this time more active)
- 9:40 Craft Time (Use one of the Extra Crafts)
- 9:55 Activity Centers (first set)
- 10:10 Clean Up Toys
- 10:15 Potty Break/Wash Hands
- 10:25 Snack Time
- 10:35 Active Indoor/Outdoor Play OR Activity Centers (second set)
- 10:50 Clean Up Toys
- 10:55 Memory Verse Time: Music, Movement & Memory; Bible Verse Review Game
- 11:10 Closing Time Circle Time
- 11:20 Coloring Time/Take Home Sheet
- 11:30 Parents come

2 1/2 Hour Program--elementary school (Praise Factory Investigators)

- 9:00 Opening Large Group Time: Welcome, Singing
- 9:15 Opening Large Group Time: Big Question, Bible Truth, Bible Verse and Bible Story
- 9:45 Small Group Activity 1: Discussion and Craft Activity
- 10:15 Active Outdoor/Indoor Play
- 10:30 Snack (Story-related snack) ACTS and Discussion Time (related to activity they are about to do 10:45 Small Group Activity 2: (Prepare this one for presentation to the rest of the children during Closing Large Group Time, if desired)
- 11:15: Closing Large Group Time: Small Group Presentations and/or Singing
- 11:30 Dismissal

VBS, Camps and other Programs: 6 Hour Schedule

6 Hour (Full Day) Program (for 3-preK 5 year olds): (Hide 'n' Seek Kids or Deep Down Detectives)

Use one Bible Truth and Bible story for the whole day's session. Afternoon provides an opportunity for reinforcement.

Morning Schedule

- 8:45 Early Arriver Activity – a few puzzles or paper and crayons on a table)
- 9:00 Activity Centers (first set)
- 9:15 Clean Up Toys
- 9:20 Opening Circle Time (Add actions to songs to make this time more active)
- 9:50 Active Indoor/Outdoor Play (Playground or organized games)
- 10:30 Potty Break/Wash Hands/Snack Time
- 10:45 Music, Movement & Memory Game and Singing
- 11:00 Craft Time (Use one of the Extra Crafts)
- 11:30 Activity Centers (second set)
- 12:00 - 1:00 Lunch and Play Time/Rest Time

Afternoon Schedule

- 1:00 Bible Story Review & Bible Verse Review (repeat story and storyboard or use games to review)
- 1:20 Craft Time (Use one of the take home sheet coloring activities of the Extra Crafts)
- 1:40 Activity Centers (second set)
- 2:00 Snack and Potty Break
- 2:30 Closing Circle Time Review/Singing
- 2:40 Free play, games, possibility outdoors
- 3:00 Dismissal

6 Hour (Full Day) Program--elementary school (Praise Factory Investigators)

Use two stories from same Bible Truth: one in the morning, one in the afternoon.

- 8:45 Greet children and parents as they arrive
- 9:00 Small Group Time: Introduce Big Question, Bible Truth, Bible Verse, etc.
- 9:15 Large Group Singing and Bible Story
- 9:45 Small Group Activity 1: Bible Truth Game
- 10:15 Small Group Activity 2: Craft
- 10:45 Snack and ACTS Prayer Time
- 11:00 Outdoor Fun - Active Game 1
- 12:00 Lunch and Free Play Time

Afternoon Schedule

- 1:00 Large Group Singing and Second Story (Other Bible Story or Story of the Saints)
- 1:30 Small Group Activity 1: Presentation Activity (Choose a different activity for each small group to work on during this time. They will present it to the rest of the children at the end of the session, if desired.)
- 2:15 Snack Time
- 2:30 Closing Large Group Time: Small Group Presentations and/or Singing
- 3:00 Dismissal

VBS, Camps and other Programs: Choosing Curriculum

You've figured out how many sessions your program will run and how long each session will last. Next, you need to figure out which curriculum you want to use. We suggest using Hide 'n' Seek Kids and/or Deep Down Detectives with your pre-schoolers and Praise Factory Investigators for your elementary school kids.

Find a unit you want to become the theme of your VBS. Choose the Bible Truths you want to teach. The charts of the following pages should help you see how the Bible Truths match up in the three curriculums. You've got tons of resources within each concept to fill up your schedule.

Here's a reminder of what you have in each:

Each Hide 'n' Seek Kids unit has:

- There is just one Bible Story and one Bible verse per unit.
 - There are 5 lessons of curriculum in each unit.
 - There is tons of music.
 - The activities in each of the 5 lessons include:
 - 1 Bible Story Review Game
 - 1 Bible Verse Game
 - 1 Music, Movement & Memory Activity (especially good for Bible Memory)
 - 1 Coloring Sheet/Take Home Sheet
- There are also 3 extra crafts
-

Each Deep Down Detective unit has:

- There are multiple Bible truths within each unit.
 - There are three lessons of curriculum, per Bible Truth, within each unit.
 - There is one Bible story for each Bible Truth.
 - There are 3 lessons of curriculum for each Bible Truth.
 - There is tons of music
 - The activities in each of the 3 lessons include:
 - 1 Bible Story Review Game
 - 1 Bible Verse Game
 - 1 Music, Movement & Memory Activity (especially good for Bible Memory)
 - 1 Coloring Sheet/Take Home Sheet
- There are also 3 extra crafts
-

Each Praise Factory Investigators unit has:

- Multiple Bible truths within it.
- There are three lessons of curriculum, per Bible Truth
- There are 3 stories for each Bible Truth: 1 Old Testament, 1 New Testament, and one Church History/missions.
- There are 3 lessons of curriculum for each Bible Truth--one for each of the three stories.
- There is tons of music.
- Each of the 3 lessons includes:
 - 1 Bible Story Review Game with Discussion Questions
 - 1 Bible Verse Game with Discussion Questions
 - 1 Bible Truth Game with Discussion Questions
 - 1 Craft with Discussion Questions
 - 1 Bible Verse Game with Discussion Questions
 - 1 Bible Verse Song with Discussion Questions, Sign Language and Song Game
 - 1 Hymn with Discussion Questions, Sign Language and Song Game
 - 1 Story-related Snack
 - 1 Take home sheet with the key concepts, the story and some discussion questions

Bible Truths that Match Up Across the Curriculums		
Hide 'n' Seek Kids	Deep Down Detectives	Praise Factory Investigators
Unit 1: The God Who Reveals Himself Q: How Can I Know What God Is Like? A: He Shows Me What He's Like!	1. By the Heart He Gave Me to Know and Love Him	1. God Made Our Hearts to Know and Love Him
	2. In Everything I See All Around Me	2. God's Creations Tell Us about Him
	<i>included in DDD Unit 1 Bible Truth 3, below</i>	3. God Spoke to His People through Prophets Long Ago
	3. In the Bible, the Perfect Word of God	4. God Speaks through His Word, the Bible
Unit 2: God's Wonderful Word, the Bible Q: What's So Special about the Bible? A: It Alone Is God's Word!	4. Through His Very Own Son, Jesus Christ	5. God Reveals Himself Most Completely through His Son, Jesus
	1. God Made Sure It Was Written Down Just Right	1. God Inspired Many People to Write Down His Word Perfectly
	2. It Tells Us about God and His Plans	2. God's Word Tells God's Way and Plans for His People, Past, Present and Future
	3. God Uses It to Save His People	3. God Uses His Word to Save His People
Unit 3: The Good News of God, the Gospel Q: What Is the Gospel? A: Salvation through Faith in Jesus Christ!	4. God Uses It to Change His People	4. God Uses His Word to Change His People
	1. God Made Us and We Should Obey Him	1. God Is the Good Creator and King of the World
	2. We Have All Disobeyed God and Deserve His Punishment	2. All Have Rejected God and Deserve His Eternal Punishment
	3. God Sent Jesus to Pay for God's People's Sins	3. God Sent Jesus to Bear the Punishment for Sin
Unit 4: The God Like None Other Q: Can Anybody Tell Me What the LORD Is Like? A: He's Not Like Anyone Else!	4. God Saves All Who Repent of Their Sins and Trust in Jesus as Their Savior	4. God Saves Those Who Repent and Trust in Jesus
	1. He Is a Glorious Spirit	1. The LORD is a Glorious Spirit
	2. He Is the One, True God	2. The LORD is the Only True God
	3. He Is God the Father, Son and Holy Spirit: One God, But Three Persons	3. The LORD Is God the Father, Son and Holy Spirit: One God, But Three Persons
	4. He Is Everywhere, All the Time	4. The LORD Is Everywhere, All the Time
	5. He Knows Everything There Is to Know	5. The LORD Knows Everything There Is to Know
	6. He Is Perfectly Holy, Purely Good	6. The LORD is Holy
	7. He Can Do Anything He Wants to Do	7. The LORD is Omnipotent
	8. He Is Always Faithful, Through and Through	8. The LORD is Faithful
<i>included in DDD Unit 4 Bible Truth 2, above</i>	9. The LORD's Names Tell Us About Him	
Unit 5: God, the Good Creator Q: Can You Tell Me What God Made? A: God Made All Things Good!	1. He Made Everything Good in Heaven and Earth	1. God Created All Things Good in the Beginning
	2. God Made People in a Special Way	2. God Created People Good in the Beginning
	<i>included in DDD Unit 5 Bible Truth 1, above</i>	3. God Created the World to Praise and Glorify Him
	<i>included in DDD Unit 5 Bible Truth 1, above</i>	4. God's Plans For His Creation Are Good and Unfailing
Unit 6: God, the Just and Merciful Q: How Did Bad Things Come into God's Good World? A: Bad Things Came Through Sin!	1. When Adam and Eve Chose to Disobey God	1. Angels and People Rebelled against God in the Beginning
	<i>included in DDD Unit 6 Bible Truth 1, above</i>	2. God Treated the First Sinners with Justice and Mercy
	2. When It Spread to the Whole World	3. All People Are Born Sinful, All People Need God's Mercy
Unit 7: The Law-Giving God Q: What Are God's Laws Like? A: God's Laws Are Perfect!	1. They are Written in the Bible, God's Word	1. God's Laws Are Written in the Bible
	<i>included in DDD Unit 7 Bible Truth 2, below</i>	2. God Created Us Perfect Law Keepers, But We Are All Lawbreakers
	<i>included in DDD Unit 7 Bible Truth 2, below</i>	3. God Gave Us His Laws to Convict Us of Our Sin that We Might Be Saved
	2. They Show Us that We Need God to Save Us	4. Jesus Kept God's Law Perfectly to Save God's People by His Grace
	3. They Tell Us How to Love God and Others	5. The Heart of God's Law is Love

Bible Truths that Match Up Across the Curriculums		
Hide 'n' Seek Kids	Deep Down Detectives	Praise Factory Investigators
Unit 8: The God Who Loves Q: What Is God's Love for His People Like? A: It's More than They Could Ever Deserve!	<i>included in DDD Unit 8, Bible Truth 1, below</i>	1. God Blesses All People with Many Good Gifts
	<i>included in DDD Unit 8, Bible Truth 4, below</i>	2. God Loved His People Before They Loved Him
	1. He Gave His Son, Jesus, to Save Them	3. God Showed the Depths of His Love by Giving His Son to Save His People
	2. He Always Takes Care of Them	4. God Loves His People by Caring for Their Needs
	3. He Uses Their Sadnesses for Good	5. God Uses Everything in His People's Lives for Their Good and His Glory
	4. He Will Never Stop Loving His People	6. God Will Never Stop Loving His People
Unit 9: Jesus Christ, Immanuel, God with Us Q: What Did Jesus Come to Do? A: Jesus Came to Bring Us to God!	1. He Left His Home in Heaven to Save Us	1. Jesus, the Servant King
	2. He Never, Ever Disobeyed God	2. Jesus, the Obedient Son
	3. He Taught about God and Did Amazing Things	3. Jesus, the Amazing Teacher
	<i>included in DDD Unit Bible Truth 3, above</i>	4. Jesus, the Ruler of All Creation
	<i>included in DDD Unit 9, Bible Truth 5, above</i>	5. Jesus, the Lord over Life and Death
	<i>included in DDD Unit 9, Bible Truth 4, below</i>	6. Jesus, the Forgiver of Sins
	<i>included in DDD Unit 9, Bible Truth 2, above</i>	7. Jesus, the Christ, the Son of the Living God
	<i>included in DDD Unit 9, Bible Truth 1</i>	8. Jesus, the Glory of God
	4. He Died on the Cross for God's People's Sins	9. Jesus, the Ransom for Sinners
	5. He Rose from the Dead	10. Jesus, the Conqueror of Death
	<i>included in DDD Unit 9, Bible Truth 5, above</i>	11. Jesus, the Firstborn of the Resurrection
	6. He Went Up to Rule in Heaven	12. Jesus, the Reigning Son in Heaven
Unit 10: The Holy Spirit: The Indwelling God Q: What Does the Holy Spirit Do in God's People? A: He Changes Their Hearts!	1. The Holy Spirit Lives in God's People	1. The Holy Spirit Lives in God's People
	2. The Holy Spirit Gives God's People Courage	2. The Holy Spirit Gives God's People Courage
	3. The Holy Spirit Gives God's People Wisdom	3. The Holy Spirit Gives God's People Wisdom
	4. The Holy Spirit Builds God's Church	4. The Holy Spirit Builds God's Church
Unit 11: The God Who Saves Q: How Can We Be Saved? A: It Is God's Free Gift!	1. When We Tell God Our Sins and Turn Away from Them	1. God Saves Sinners Who Confess Their Sins
	<i>included in DDD Unit 11, Bible Truth 2, below</i>	2. Jesus Is the Only Way to Be Saved
	2. When We Trust in Jesus As Our Own Savior	3. We Must Trust in Jesus as Our Savior
3. When the Holy Spirit Works in Our Hearts	4. The Holy Spirit Changes Our Hearts so We Can Be Saved	
Unit 12: God's People Live for Him Q: How Should God's People Live? A: They Should Live Like Jesus!	1. By Asking God for His Help	1. God's People Grow to Be More Like Jesus
	2. By Loving Him Most of All	2. God's People Love Him with All of Themselves
	3. By Loving Other People As God Has Loved Them	3. God's People Love Others
	4. By Trusting God and Being Happy With What He Wants	4. God's People Trust Him
	<i>included in DDD Unit 12 Bible Truth 8, below</i>	5. God's People Are Good Stewards of His Gifts
	<i>included in DDD Unit 12 Bible Truth 5, below</i>	6. God's People Obey Him
	<i>included in DDD Unit 12 Bible Truth 5, below</i>	7. God's People Do Good Works God Has Prepared for Them
	5. By Learning God's Word and Obeying It	8. God's People Read His Word, the Bible
	<i>included in DDD Unit 12 Bible Truth 2, above</i>	9. God's People Think about Him
	6. By Saying "No" to Disobeying God	10. God's People Say "No" to Temptation
	7. By Telling the Good News of Jesus	11. God's People Tell Others about Him
	<i>included in DDD Unit 12 Bible Truth 4, above</i>	12. God's People Suffer According to His Plan
	<i>included in DDD Unit 12 Bible Truth 4, above</i>	13. God's People Know Heaven Is Their Home
	8. By Making Much of God	14. God's People Delight in His Glory

Bible Truths that Match Up Across the Curriculums		
Hide 'n' Seek Kids	Deep Down Detectives	Praise Factory Investigators
Unit 13: The Sustaining God Q: Why Do God's People Keep Believing in Him? A: It Is God's Sustaining Grace!	1. God, Alone, Sustains God's People	1. God, Alone, Sustains God's People
	2. God the Father Promises to Help His People	2. God the Father Promises to Help His People
	3. Jesus Provides God's People with Everything They Need	3. Jesus Provides God's People with Everything They Need
	4. The Holy Spirit Works in God's People	4. The Holy Spirit Works in God's People
	5. The Word of God Grows God's People	5. The Word of God Grows God's People
	6. God Uses His People to Strengthen and Comfort Each Other	6. God Uses His People to Strengthen and Comfort Each Other
Unit 14: The God Who Delights in Our Prayers Q: How Does God Want Us to Pray? A: Every Night and Day!	1. God Wants Us to Praise Him	1. God Delights in Our Adoration of Him
	2. God Wants Us to Confess Our Sins	2. God Delights in Our Humble Confession of Sin
	3. God Wants Us to Thank Him	3. God Delights in Our Thanksgiving to Him
	4. God Wants Us to Ask Him to Do Great Things	4. God Delights in Our Supplications to Him
	<i>included in DDD Unit 14 Bible Truth 4, above</i>	5. God Always Answers Prayers
	<i>included in DDD Unit 14 Bible Truth 4, above</i>	6. Jesus Is Why God Answers God's People's Prayers
Unit 15: God's People Gather Together Q: Why Do God's People Go to Church? A: To Worship God and Love One Another!	1. By Praising God for Jesus' Win over Death	1. God's People Gather Together for a Special, Weekly Worship Day
	<i>included in DDD Unit 15 Bible Truth 2, below</i>	2. God's People Are Led by Godly Leaders
	2. By Learning from God's Word, the Bible	3. God's People Gather to Hear God's Word
	<i>included in DDD Unit 15 Bible Truth 3, below</i>	4. God's People Are Called the Body of Christ
	3. By Caring for Each Other's Needs	5. God's People Love One Another with a Covenant Love
	<i>included in DDD Unit 15 Bible Truth 3, above</i>	6. God's People Gather to Give
	4. By Telling What God Has Done and Praying	7. God's People Gather for Fellowship
	<i>included in DDD Unit 15 Bible Truth 4, above</i>	8. God's People Invite Others to Gather with Them
	<i>included in DDD Unit 15 Bible Truth 4, above</i>	9. God's People Gather to Pray
	5. By Baptizing People Who Trust in and Live for Jesus	10. God's People Proclaim Their New Life in Christ through Baptism
	6. By Remembering Jesus Died to Save Them	11. God's People Celebrate Christ's Redeeming Sacrifice for Them
Unit 16: Jesus, the Returning King Q: What Will Happen When Jesus Comes Back? A: God Will Make Everything New!	1. Jesus Will Judge All People Fairly	1. King Jesus Will Return to End the World
	<i>included in DDD Unit 16 Bible Truth 1, above</i>	2. King Jesus Will Return When God's Work on Earth is Done
	<i>included in DDD Unit 16 Bible Truth 1, above</i>	3. When King Jesus Returns, God's People Will Be Made Like Him
	<i>included in DDD Unit 16 Bible Truth 1, above</i>	4. King Jesus Will Return to Bring the Wicked to Just and Final Punishment
	<i>included in DDD Unit 16 Bible Truth 1, above</i>	5. King Jesus Will Return to Judge God's People, Too
	<i>included in DDD Unit 16 Bible Truth 2, below</i>	6. King Jesus Will Be United with His Bride, God's People, Forever
	2. God's People Will Live Happily with God Forever	7. King Jesus Will Reign Forever

DEEP DOWN DETECTIVES

**Curriculum Resources
for Unit 6, Bible Truth 1:**



**How Did Bad Things Come
to God's Good World?**

Bad Things Came through Sin...

**When Adam and Eve
Chose to Disobey God!**

Session Prep (especially good for newbies!)

Pray!



Pray for the Holy Spirit to be at work in your and the children's hearts.

Review



If new to the curriculum, look at the **Getting Started with Deep Down Detectives section of the Core Curriculum book.** (p.5) It will be especially helpful to read through the Deep Down Detectives section of **The Praise Factory Tour: Extended Version Book.** This is a visual way to understand what goes on in the classroom. (A pdf of the book is found in the samples section on the website.)

Look through and Learn the Lesson



Read over **lesson plan.** Practice any **songs or action rhymes** you are using. Choose/make up motions to go with these. Choose less with younger children and more with older preschoolers. **Practice the lesson with the visual aids** and using the Big Question Box/Briefcase.

Read and Rehearse the Bible Story with Pictures



Read the Bible story from the Bible. Read the curriculum version. Practice telling it with the storyboard pictures. (If you have not previously laminated the story pictures, do that now.) Or, rehearse it from the Simple Story Scenes, if you are using those.

Let There Be Music



Download the music and listen to the songs. Choose which of the songs you will use with the children. If using live musicians, make sure they have the sheet music (Appendix A, Core Curriculum book).

Put the Props in Place



1. Prepare your Visual Aids. Put the Big Question, Unit Bible Truths, Bible Truth, Bible Verse, and Listening Assignment signs, as well as the Bible Story script in one side of the Bible folder.
2. Get out your storyboard. If using Simple Story Scenes, put these in your Bible Folder. Or, if using the individual storyboard figures, put all background pictures in place (they have a BG by the number). Put the rest of the storyboard pictures (these have a SB by the number) in order of use in the other side of the Bible folder.
3. Put the DDD Bible Folder as well as the Big Question sign in the Big Question Box/Briefcase and shut it. If your box/briefcase has locks and you want to use the unlocking the box as part of your session, lock it now....but make sure you have the key or know the code first.
4. Prepare the music CD or sheet music or mp3 device for use in your session.

Set Out Free Play Activities



Choose and set up free time activities you will use with the children. Choose a variety of different activities that will be enjoyed by different types of children. Rotate the activities you provide to keep them interesting and fresh to your children. (Suggestions in Appendix D, Core Curriculum books.)

Prepare Any Activities



Choose which (if any) of the Bible Truth games and crafts activities you want to use in the session. Bear in mind your time frame as well as the developmental abilities and attention span of your children as you decide which/how many to prepare. **Look over the Discussion Sheet** and choose a few questions you might use to spark discussion with the children as they do their activities (especially good for ages 3's+). Pray for God to give you opportunities to talk about these things with the children.

Let Them Take It with Them



Make copies of the craft/take home sheets, if you are not already using them as one of your activities. You may also want to make copies of the story (see take-home version of each story included in Appendix C with the other take home resources) to have for parents to use with their children at home. There's a link on each craft/take home sheet to the story, if you don't make hard copies.

Store It



After your session is over, collect the resources and store them for future use. This curriculum can be used over and over for years to come.

Unit 6: God, the Just and Merciful

UNIT OVERVIEW

When God created the world in the beginning, He created all things good; but, now there are many bad and sad things in God's good world. All these bad things came through sin when people disobeyed God. How good it is that God sent Jesus to be our Savior! He can forgive our sins and make us God's people!

In this unit we will learn two truths about how sin came into God's good world, and how just and merciful God has been to sinners.

UNIT BIBLE VERSE: Romans 5:12

"Sin came into the world through one man, and death through sin, and so death spread to all men because all sinned."

BIG QUESTION UNDER INVESTIGATION: How Did Bad Things Come to God's Good World?

ANSWER: Bad Things Came through Sin

OPTIONAL Big Question 6 INTRODUCTION LESSON (Use Hide 'n' Seek Kids Unit 6 Material)

Story: The Case of the Terrible, Terrible Day *Genesis 3-4*

Bible Verse: Romans 5:12

➔ BIBLE TRUTH 1: When Adam and Eve Chose to Disobey God (3 Lessons Available)

Story: The Case of the Very Sad Day *Genesis 3*

Bible Verse: Genesis 2-3

BIBLE TRUTH 2: When Sin Spread to the Whole World (3 Lessons Available)

Story: The Case of the Sadness that Didn't Stop *Genesis 4,6-9*

Bible Verse: Psalm 14:2-3

Deep Down Detectives ESV Songs 6 Track Numbers

This is a listing of all songs mentioned in the unit curriculum. You may or may not choose to use all of the songs. They are listed in easy-reference order--NOT in the order used in the curriculum.

You may choose to simply burn a CD/load them onto an mp3 device in this order. Or, you may want to do what we do: choose the songs we want to use and create a play list of them in that order. Then, we burn a CD/upload the play list onto an mp3 device. A teacher only has to click forward to the next song, instead of hunting for the right track. The track number have been included as part of the title of each song, teachers will still have a reference to the track number listed in the curriculum (same as those listed below), even if you change the order on your customized play list.the track number listed in the curriculum (same as those listed below), even if you change the order on your customized play list.

SONGS USED EVERY UNIT OF THE CURRICULUM

- 1 The Classroom Song v.1
- 2 The Classroom Song v.2
- 3 The Classroom Song v.3
- 4 The Classroom Song v.4
- 5 Deep Down Detectives Theme Song
- 6 The Classroom Rules Song
- 7 Let's Pray Song
- 8 The Big Question Box Song
- 9 The Bible Chant Song
- 10 ACTS Prayer Song (Short Version)
- 11 ACTS Prayer Song (Full Version)

Why the Extra Songs?

Deep Down Detectives is a curriculum used by a wide age-span of kids. Sometimes one of the other songs is a better fit for your kids. Or, you may simply want to teach them more songs on the same Bible Truth. Use as many or as few as you want.

UNIT 6: GOD, THE JUST AND MERCIFUL

- 12 Big Q & A 6 Song
- 13 Big Question 6 Song: How Did Bad Things Come to God's Good World?
- 14 Big Question 6 Bible Verse Song: Sin Came into the World Romans 5:12 ESV
- 15 *Extra Big Question 6 Bible Verse Song: Sin Came into the World Romans 5:12 ESV (other version)*
- 16 Big Question 6 Hymn: Nothing But the Blood of Jesus, v.1
- 17 Big Question 6 Praise Song: I Will Sing of the Mercies

How Did Bad Things Come to God's Good World?

Bad Things Came Through Sin...

Bible Truth 1: When Adam and Eve Chose to Disobey God

- 18 Bible Verse Song: You Must Not Eat, Eat, Eat Genesis 2, 3 NIV 1984
- 19 *Extra Bible Verse Song: For the Wages of Sin Is Death Romans 6:23, ESV*

Bible Truth 2: When Sin Spread to the Whole World

- 20 Bible Verse: The LORD Looks Down Psalm 14:2-3, HCSB
- 21 *Extra Bible Verse Song: All We Like Sheep Isaiah 53:6, ESV*
- 22 *Extra Bible Verse Song: For If by the Trespass Romans 5:17, NIV 1984*

listen to or download songs for free at <https://praisefactory.org>: Deep Down Detectives Music page

Big Question 6, Bible Truth 1 Overview: Key Concepts**P:1****Unit 6: God, the Just and Merciful**

Unit Big Question (and Answer): How Did Bad Things Come to God's Good World?
Bad Things Came through Sin!

Unit Bible Verse: "Sin came into the world through one man, and death through sin, and so death spread to all men because all sinned." Romans 5:12, ESV

Bible Truth 1 Concept: Bad Things Came through Sin... When Adam and Eve Chose to Disobey God

God made the world good. He gave Adam and Eve good laws to live by, so that they would live happily with Him forever. God warned Adam and Eve that terrible things would happen if they disobeyed Him and His good laws. At first, Adam and Eve wanted to obey God. They loved knowing Him and living His way. But then, Satan, God's enemy, came to Adam and Eve. He lied to them and tempted them to disobey God... and they did! Adam and Eve thought their lives would be better when they disobeyed God, but they were wrong. NOTHING good came from disobeying God, but only the sad things God warned them would happen. And happen, they did! A terrible change happened in their spirits. They no longer enjoyed the same special closeness with God that they first had with Him. They didn't love each other in the same way, either. They became afraid and selfish and rebellious. Something happened in their bodies, too. Now, they hurt and got sick. One day, they would die.

God is good and just. He hates sin. Adam and Eve now deserved His punishment and death. How very sad! But God isn't ONLY just. He is also very, very merciful. He treats us better than we deserve. God promised that one day He would send a Savior to put an end to Satan, sin, and death. He would save people from their sins. That Savior was Jesus! Through faith in Him, we can be forgiven our sins and have special closeness with God. Thank You, God!

Bible Truth 1 Bible Verse: Genesis 2:16; 3:6,7,17,19, NIV 1984

"The LORD God commanded the man, "You are free to eat from any tree in the garden; but...you must not eat from the tree of the knowledge of good and evil, for when you eat of it... you will surely die.' ... [Eve] too some [fruit] and ate it. She also gave some to her husband, who was with her, and he ate it. Then the eyes of them both were opened... 'Because you... ate from the tree, you must not eat, cursed is the ground because of you... By the sweat of the brow you will eat until you return to the ground.'"

Learn a Little: The LORD God commanded the man, "You must not eat from the tree of the knowledge of good and evil, for when you eat of it... you will surely die."

Meaning

How sad it was when Adam and Eve disobeyed God! How sad that sin came into the world. Praise God for sending Jesus to save all who turn away from their sins and trust in Him as their Savior!

Bible Truth 1 ACTS Prayer

- A** We praise You, God, for being holy and just. You hate sin and are fair to punish us for how we have disobeyed You and Your good laws.
- C** Adam and Eve chose to disobey Your good laws, long ago. We have chosen to disobey You many times, too. We want to say sorry to You for choosing to disobey You and ask that You would forgive us.
- T** Thank You, God, for sending Jesus to save us when we should only get punishment for disobeying You. You. Thank You for promising to forgive the sins of all who turn away from disobeying You and trust in Jesus as their Savior.
- S** When we are tempted to sin, help us to choose to obey You. Work in our hearts. Help us to turn away from disobeying You and trust in Jesus as our Savior. Save us from Your punishment for sins. We want to get to love You and enjoy You forever. In Jesus' name we pray, Amen.

Bible Truth 1 Story**The Case of the Terrible, Terrible Day**

Genesis 3-4

Big Question 6, Bible Truth 1 Overview: Key Concepts

Songs Used in Bible Truth 1

Big Question 6 (Unit) Bible Verse Song: Sin Came into the World Romans 5:12 ESV
Extra Big Question 6 (Unit) Bible Verse Song: Sin Came into the World Romans 5:12 ESV
Big Question 6 Hymn: Nothing But the Blood of Jesus, v.1
Big Question 6 Praise Song: I Will Sing of the Mercies
Bible Truth 1 Bible Verse Song: You Must Not Eat, Eat, Eat Genesis 2, 3 NIV 1984
Bible Truth 1 Extra Bible Verse Song: For the Wages of Sin Is Death Romans 6:23, ESV

listen to or download songs for free at <https://praisefactory.org>: Deep Down Detectives Music page

1. GETTING STARTED



= follow the stars for a short & simple lesson plan

<p>Intake Activity Ideas</p>	<p>Choose one of these open-ended activities to include children as they join the class:</p>	
<p>Free Play Time <i>suggestions in Appendix D</i></p>	<p>★ Offer your own or some of the easy-to-make, free play activities suggested in Appendix D.</p>	
<p>OR Sing-along Music Time <i>lyrics and sheet music, Appendix A</i> <i>listen to or download songs for free at https://praisefactory.org: Deep Down Detectives Music page</i></p>	<p>Music from Deep Down Detectives (DDD) ESV Songs 6: Big Q & A 6 Song Big Question 6 Song Big Question 6 (Unit) Bible Verse Song: Sin Came into the World Romans 5:12 ESV Extra Big Question 6 (Unit) Bible Verse Song: Sin Came into the World Romans 5:12 ESV Big Question 6 Hymn: Nothing But the Blood of Jesus, v.1 Big Question 6 Praise Song: I Will Sing of the Mercies Bible Truth 1 Bible Verse Song: You Must Not Eat, Eat, Eat Genesis 2, 3 NIV 1984 Bible Truth 1 Extra Bible Verse Song: For the Wages of Sin Is Death Romans 6:23, ESV</p>	<p><i>DDD ESV Songs 6, track 12</i> <i>DDD ESV Songs 6, track 13</i> <i>DDD ESV Songs 6, track 14</i> <i>DDD ESV Songs 6, track 15</i> <i>DDD ESV Songs 6, track 16</i> <i>DDD ESV Songs 6, track 17</i> <i>DDD ESV Songs 6, track 18</i> <i>DDD ESV Songs 6, track 19</i></p>
<p><i>Add more fun to Sing-along Music Time by adding a Music, Movement & Memory Activity. These activities are listed on p.10 of this lesson plan with the Response Activities. Instructions found in Appendix B.</i></p>		
<p>OR Bible Verse Memory Game <i>instructions found in Appendix B</i></p>	<p>Lesson 1 Game: Simon Says How Lesson 2 Game: Roll 'n' Toss Lesson 3 Game: Block Clapping <i>These activities are also included on p.10 of this lesson plan with the Response Activities.</i></p>	
<p>2. OPENING CIRCLE TIME <i>(introduce the Bible Truth and tell the related Bible story)</i></p>		
<p>Gathering the Children <i>lyrics and sheet music, Appendix A</i></p>	<p><i>Sing verse 1 of The Classroom Song to gather the children for Circle Time.</i></p> <p>The Classroom Song, verse 1 <i>DDD ESV Songs 6, track 1</i> Let's gather together to worship God, Let's gather together to worship God, Let's gather together to worship God, Come gather here with me!</p>	
<p>Welcome to Deep Down Detectives</p>	<p>★ "Welcome to Deep Down Detectives. We're so glad you've joined us! Detectives are people who look for answers to questions. In Deep Down Detectives, we look for answers to big questions about God. We dig deep down in the truths of God's Word to find them."</p>	

2. OPENING CIRCLE TIME, continued



= follow the stars for a short & simple lesson plan

<p>Deep Down Detectives Theme Song</p> <p><i>lyrics and sheet music, Appendix A</i></p>	<p>"Let's sing our Deep Down Detectives Theme Song."</p> <p>★ Deep Down Detectives Theme Song DDD ESV Songs 6, track 5</p> <p>We're Deep Down Detectives, diggin' deep in God's Word, For truths about God and His plans for this world, We're seeking to love Him, with all of our heart, We're Deep Down Detectives! Come on! Let's start!</p>
<p>Classroom Rules Song</p> <p><i>lyrics and sheet music, Appendix A</i></p>	<p>There are two very important things that Deep Down Detectives do together: we worship God and we love one another. Our Classroom Rules Song reminds us how we should act. Let's sing it."</p> <p>Classroom Rules Song DDD ESV Songs 6, track 6</p> <p>Shh, be quiet while someone is talking, Raise your hand, if you have something to say, Don't touch your friend, sitting beside you, Obey your teachers, Be kind as you play. These are our classroom rules, These are our classroom rules, They help us worship God and love one another, These are our classroom rules.</p>
<p>Opening Prayer Time</p> <p><i>lyrics and sheet music, Appendix A</i></p>	<p>"Children, we need God's help to keep these rules. Let's ask Him to help us right now. Let's get ready and pray."</p> <p>Let's Pray DDD ESV Songs 6, track 7</p> <p>1-2-3! Fold your hands, Bow your head, Close your eyes. Let's pray! (<i>repeat</i>)</p> <p>"Let's pray:"</p> <p>★ Opening Prayer</p> <p>Dear Lord, We're so glad to get to gather together to worship You! Please help us keep the classroom rules. Please help us to love You and learn about You today. In Jesus' name we pray. Amen.</p>

2. OPENING CIRCLE TIME, continued

★ = follow the stars for a short & simple lesson plan

Reveal the Big Question
Introduce the Big Question Box/Briefcase

lyrics and sheet music, Appendix A

“Detectives INVESTIGATE things. That means they ask questions and look for answers. Deep Down Detectives investigate big questions about God. The Big Question we are investigating today is right inside our Big Question Box/Briefcase.

The Big Question Box Song

DDD ESV Songs 6, track 8

We’ve got a big box,
All closed up and locked,
Filled with the truths of God’s Word.

We’ve got a brief case,
There’s no time to waste,
Come on, kids, let’s open it up!

The Big Question under Investigation

VISUAL take out AID



of BQB

Big Question & Answer Sign, front side

**found in the DDD Unit 6 Visual Aids, ESV Book*

Ok, who would like to open for me and pull out the Big Question?”

Choose a child to open the box/briefcase, take out the Big Question and hand it to you, then hold up the Big Question sign for all the children to see, and say:

★ The Big Question we are investigating today is Big Question Number 6:

How Did Bad Things Come to God’s Good World?

and the Answer is:

Bad Things Came through Sin!

Big Question Meaning

★ When God created the world in the beginning, He created all things good; but, now there are many bad and sad things in God’s good world. All these bad things came through sin when people disobeyed God. How good it is that God sent Jesus to be our Savior! He can forgive our sins and make us God’s people!

Big Question Songs

★ Let’s sing our Big Question Song:

Big Q & A 6 Song

lyrics and sheet music, Appendix A

Big Q & A 6 Song

DDD ESV Songs 6, track 12

(adapted version of “Frere Jacques?”)

How did bad things,
How did bad things,
Come to God’s good world?
Come to God’s good world?
Bad things came through sin,
Bad things came through sin,
That’s how bad things came,
That’s how bad things came.

2. OPENING CIRCLE TIME, continued



= follow the stars for a short & simple lesson plan

Learning about the Big Question (use one or both)



Repeat the Big Question and Answer again:

"How Did Bad Things Come to God's Good World? Bad Things Came through Sin!"

Say: "Hmmm, I wonder what that means... Let's do our action rhyme/sing our song that explains it."

Then do the action rhyme or sing the song using any of the optional motions suggested, if desired.

Big Question Action Rhyme

Big Question 6 Action Rhyme

(POSSIBLE ACTIONS)

Bad things are very sad,
They make us cry,
They make us mad!
Where do bad things come from?
Bad things come from sin!

Make a sad face
Rub fists near eyes, like crying
Make a mad face

Sin is saying "no" to God.
When we should always say "yes."
We're ALL sinners, so,
Let's say sorry to God,
And ask for His forgiveness:
"Sorry, God! Please forgive us!"

Shake head "no"
Nod head "yes"
Make prayer hands

Big Question (Action Rhyme) Song ★

lyrics and sheet music, Appendix A

Big Question 6 Action Rhyme/ Song

DDD ESV Songs 6, track 13

(POSSIBLE ACTIONS)

Refrain:
Bad things, bad things,
How did bad things come to God's good world?
Bad things, bad things,
Bad things came through sin.

Verse 1
Sin is saying "no" to God,
When we should say, "Yes,"
Satan said "no" to God,
And so began the me-ee-me-ee-ess. *Refrain*

Shake head "no"
Nod head "yes"

Verse 2
Adam and Eve said "no" to God,
And so sin came to men,
It spread to all of God's good world,
And down to their children-ee-en-ee-en. *Refrain*

Shake head "no" and point up to God

Verse 3
We all deserve God's punishment,
Death is the wages of sin,
But there's eternal life through Jesus Christ,
For all who believe in Him-ee-im-ee-im. *Refrain*

Make sad face
Make cross with your index fingers

2. OPENING CIRCLE TIME, continued

★ = follow the stars for a short & simple lesson plan

Learning the Bible Truth

VISUAL take out AID



of BQB

VISUAL AID
All the Bible Truths Sign

★ "Bad things Came through Sin" is a good beginning, but there's so more to learn. So it's time for us to dig down even deeper for more answers to our Big Question about God. We're going to be learning **TWO** Bible truths about how sin came into the world and what happened when it did.

Who would like to hand me the picture with our two Bible truths on it? It's in the Big Question Box/Briefcase." Choose a child to get it and hand it to you, then hold it up and show them the pictures of the two truths they will be learning.
After everyone has had a good look, say...

Bible Truth Clue

VISUAL take out AID



of BQB

Bible Truth Clue Sign,
front side
VISUAL AID

★ "Ok, now let's look at our Bible Truth Clue sign and see if we can figure out which of these two truths we will be learning about today. Who would like to get it out of the Big Question Briefcase for me?"

Choose a child to open the briefcase, take out the Bible Truth Clue sign and hand it to you. Hold up the front side for the children to see. Cover up the answer, written along the bottom, and say:

"How Did Bad Things Come to God's Good World?

Bad Things Came through Sin...

When ???? and ???? Chose to Disobey God!"

Hint

We're missing two words. Here are the hints for the missing words. It says: "What are the names of the first people God made?"

Can you guess? The answers are: "Adam and Eve."

So the Bible Truth we are learning today is:

(uncover answer from bottom of sign, show it to them and say:)

★ **"How Did Bad Things Come to God's Good World?**

Bad Things Came through Sin...

When ADAM and EVE Chose to Disobey God!"

Bible Truth Meaning

★ And here is what this Bible Truth means: (read the meaning off of the back of the sign, say:)

God made the world good. He gave Adam and Eve good laws to live by, so that they would live happily with Him forever. God warned Adam and Eve that terrible things would happen if they disobeyed Him and His good laws. At first, Adam and Eve wanted to obey God. They loved knowing Him and living His way. But then, Satan, God's enemy, came to Adam and Eve. He lied to them and tempted them to disobey God... and they did! Adam and Eve thought their lives would be better when they disobeyed God, but they were wrong. NOTHING good came from disobeying God, but only the sad things God warned them would happen. And happen, they did! A terrible change happened in their spirits. They no longer enjoyed the same special closeness with God that they first had with Him. They didn't love each other in the same way, either. They became afraid and selfish and rebellious. Something happened in their bodies, too. Now, they hurt and got sick. One day, they would die.

God is good and just. He hates sin. Adam and Eve now deserved His punishment and death. How very sad! But God isn't ONLY just. He is also very, very merciful. He treats us better than we deserve. God promised that one day He would send a Savior to put an end to Satan, sin, and death. He would save people from their sins. That Savior was Jesus! Through faith in Him, we can be forgiven our sins and have special closeness with God. Thank You, God!

2. OPENING CIRCLE TIME, continued

★ = follow the stars for a short & simple lesson plan

Learning the Bible Verse

"And how do I know this is true? God tells me so in His special book, the Bible."

The Bible Chant Song

Say or sing the Bible Chant Song.

lyrics and sheet music, Appendix A

The Bible Chant Song

DDD ESV Songs 6, track 9

The Bible, the Bible,
Let's get out the Bible.
Let's hear what God has to say.
The Bible, the Bible,
God's given us the Bible.
It's His Word for us to learn and obey! Yay!

Bible Verse

DDD 6.1 Bible Verse-front side (in the DDD Bible folder)

"Who would like to get our Bible folder out of the Big Question Briefcase for me?"

VISUAL AID Place verse in take out

#4 DDD Bible Folder of BQB

DDD Bible Folder

Choose a child to open the briefcase, take out the "Bible" folder and hand it to you. Remove the Bible Verse Picture from the "Bible" folder and hold it up for all the children to see, then say:

Genesis 2:16; 3:6,7,17,19, NIV 1984 tells us:

★ **Genesis 2:16; 3:6,7,17,19, NIV 1984**

*found in the DDD Unit 6 Visual Aids, ESV Book

"The LORD God commanded the man, "You are free to eat from any tree in the garden; but...you must not eat from the tree of the knowledge of good and evil, for when you eat of it... you will surely die.' ... [Eve] too some [fruit] and ate it. She also gave some to her husband, who was with her, and he ate it. Then the eyes of them both were opened... 'Because you... ate from the tree, you must not eat, cursed is the ground because of you... By the sweat of the brow you will eat until you return to the ground."

Learn a Little: The LORD God commanded the man, "You must not eat from the tree of the knowledge of good and evil, for when you eat of it... you will surely die."

Bible Verse Meaning

★ **What does that mean?**

How sad it was when Adam and Eve disobeyed God! How sad that sin came into the world. Praise God for sending Jesus to save all who turn away from their sins and trust in Him as their Savior!

2. OPENING CIRCLE TIME, continued

= follow the stars for a short & simple lesson plan

**Bible Verse
Song***lyrics and sheet music,
Appendix A**You might also enjoy:
For the Wages of Sin
Is Death
Romans 6:23, ESV
DDD ESV Songs 6,19*

We've said our Bible verse, now let's sing it!

You Must Not Eat, Eat, Eat: Genesis 2,3*DDD ESV Songs 6, track 18**"Gather around, children. I have a story to tell you about Adam and Eve, back in the beginning of the world."*

The LORD God commanded the man:
 "Oh, you are free, free, free, to eat, eat, eat,
 From any tree, tree, tree in the garden,
 But you must not eat from the tree, tree, tree,
 Of the knowledge of good and evil.

For when you eat of it... you will surely died. But did Adam and Eve obey God? No! They did not!

Eve took some fruit, fruit, fruit and ate, ate, ate,
 She also gave, gave, gave some to her husband.
 And he ate, ate, ate, ate, ate,
 He ate, ate it,
 Then the eyes of them both were opened.

Oh, no! What did God do then? Well, God told Adam:

Because you ate, ate, ate, from the tree, tree, tree,
 From the tree, tree, tree you must not eat.
 Cursed is the ground, because of you,
 By the sweat of your brow you'll eat,
 'Til you return to the ground.



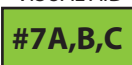
What a sad, sad day! is that the end? Well, it could have been, but...God is so rich in mercy that he gave them a wonderful promise of hope that day.

He promised them, them, them, to send, send, send,
 A Savior to save them from their sins.
 The Lord Jesus Christ, to bring eternal life,
 To all who repent and believe in Him.
 Thank God for sending Jesus! Amen!

Genesis Two and Three.

2. OPENING CIRCLE TIME, continued

★ = follow the stars for a short & simple lesson plan

<p>Getting into the Case</p>	<p>"Now it's time to do a bit more deep down investigating. Let's see what Detective Dan wants us to help him figure out. Would someone like to get it out for me?"</p>
<p>Listening Assignments</p> <p>Place in  take out  of BQB</p>	<p>NOTE: Listening assignments are most suitable for ages 3+. Skip straight to the Bible story (see bottom of this page), if working with 2 year olds.</p> <p>"Let's open up our listening assignment and see what we are supposed to figure out today.</p> <p>Choose a child to take out the Listening Assignment (from the DDD Bible Folder) and hand it to you. Read Detective Dan's letter to the children that includes the listening assignment. The listening assignments are summarized below:</p>
<p>VISUAL AID</p> <p></p> <p>DDD Unit 6 Visual Aids, ESV</p>	<p>Detective Dan's Lesson #1 Listening Assignment:</p> <p>I need to know:</p> <ol style="list-style-type: none"> 1. What happened to Adam and Eve on the Terrible, Terrible Day? 2. What did God promise to do to help them (and all of us)?
<p>VISUAL AID</p> <p></p> <p>DDD Unit 6 Visual Aids, ESV</p>	<p>Detective Dan's Lesson #2 Listening Assignment:</p> <p>Our Bible Verse is Genesis 2:16; 3:6,7,17,19, NIV 1984</p> <p>"The LORD God commanded the man, "You are free to eat from any tree in the garden; but...you must not eat from the tree of the knowledge of good and evil, for when you eat of it... you will surely die.' ... [Eve] too some [fruit] and ate it. She also gave some to her husband, who was with her, and he ate it. Then the eyes of them both were opened... 'Because you... ate from the tree, you must not eat, cursed is the ground because of you... By the sweat of the brow you will eat until you return to the ground.'"</p> <p>I need to know:</p> <ol style="list-style-type: none"> 1. What were Adam and Eve tempted to do? What happened when they gave into temptation? 2. What did God promise to do to help them (and all of us)?
<p>VISUAL AID</p> <p></p> <p>*Listening Assignment #3 includes the Assignment Sheet, plus 6 clue pictures*</p> <p>DDD Unit 6 Visual Aids, ESV</p>	<p>Detective Dan's Lesson #3 Listening Assignment:</p> <p>I found six clues, but two of them are NOT in the story. They are: a serpent; a tree; a spaceship; a Savior; a cookie; and a grave. Hold each of them up for the children to see as you identify them.</p> <p>I need to know:</p> <ol style="list-style-type: none"> 1. Which four belong in the story and which two don't? 2. Who needed to ask God to forgive their sins and save them?
<p>Tell the Bible Story</p> <p>Place story & pics in  take out  of BQB</p> <p>DDD Unit 6 Visual Aids, ESV</p> <p>Story text included in this book right after this lesson plan and in Visual Aids book</p>	<p>★ Then say. "Ok, Deep Down Detectives! Put on your best listening ears and see if you can hear the answers to Detective Dan's questions. When I finish telling the story, we will see if we can answer all the questions."</p> <p>★ Bible Story: The Case of the Terrible, Terrible Day <i>Genesis 2,3</i></p> <p>Read the Bible Truth story, putting up the storyboard pictures as you tell it. Then, have the children answer the listening assignment. Present the gospel and lead in prayer.</p> <p>*Answers to questions; the gospel; and, ACTS prayer are included with the story text.*</p>

Lesson Plan: Big Question 6, Bible Truth 1

use with all THREE lessons

2. OPENING CIRCLE TIME, continued

★ = follow the stars for a short & simple lesson plan

<p>Story Response Song(s)</p> <p>Hymn</p> <p><i>lyrics and sheet music, Appendix A</i></p>	<p><i>As attention span and time allow, you might want to end with one of the following songs which also tie in with the unit. If desired, use the Music and Movement activity ideas while singing (listed with the Response Activities).</i></p> <p>Nothing But the Blood <i>DDD ESV Songs 6, track 16</i></p> <p>Verse 1</p> <p>What can wash away my sin? Nothing but the blood of Jesus! What can make me whole again? Nothing but the blood of Jesus.</p> <p>Tie-in: "Children, we all disobey God and deserve His punishment, just like Adam and Eve did. But God sent Jesus to die on the cross to save everyone who says sorry to God and trusts Jesus as their Savior. Only Jesus' blood could take God's punishment for our sins. Thank God for sending Jesus!"</p>
--	--

<p>Praise Song</p> <p><i>lyrics and sheet music, Appendix A</i></p>	<p>Praise Song: I Will Sing of the Mercies <i>DDD ESV Songs 6, track 17</i></p> <p>Refrain: I will sing of the mercies of the Lord forever, I will sing, I will sing, I will sing of the mercies of the Lord forever, I will sing of the mercies of the Lord.</p> <p>With my mouth will I make known Thy faithfulness, Thy faithfulness, With my mouth will I make known Thy faithfulness to all generations. <i>Refrain</i></p> <p>Tie-in: "Children, we all disobey God and deserve His punishment. But God sent Jesus to forgive us when we turn away from our sins and trust in Jesus as our Savior. How merciful God has been to us! He is better to us than we deserve! That's what mercy is. Let's sing of God's mercies to us in sending Jesus to save us!"</p>
--	---

3. TAKING ACTION: Response Activities *(choose from among these activities)*

<p>Transition to Activities</p>	<p>★ Well, Deep Down Detectives, you've done a great job diggin' deep down for answers in the truths of God's Word. Now it's time to enjoy some activities."</p> <p><i>Tell children what activity/s you are providing for them: either free play or some of the response activities listed below. When you are ready to dismiss them, use this song to help the children transition in an orderly fashion to their next activity.</i></p>
--	--






<p>Classroom Song, verse 2</p> <p><i>lyrics and sheet music, Appendix A</i></p>	<p>"Children, let's sing our Time to Play Song. When we are finished you may get up and walk over to our next activity."</p> <p>Classroom Song, verse 2 <i>DDD ESV Songs 6, track 2</i></p> <p>We've gathered together to worship God, We've gathered together to worship God, And now it's time to play.</p> <p><i>Dismiss the children to whatever activities you have prepared for them to do.</i></p>
--	---

Lesson Plan: Big Question 6, Bible Truth 1

use with all THREE lessons

p.10

3. TAKING ACTION: Response Activities (choose from among these activities) ★ = short & simple lesson plan

<p>Response Activities</p>	<p>Choose one or more activities appropriate for your children, based on classroom time and developmental needs. Add the Discussion Sheet to any activity for deeper learning. ★</p>	
<p>Bible Verse Memory Game</p> <p><i>game directions, Appendix B</i></p>	<p>Though listed with the opening activities, you may choose to use this Bible verse game here instead (or as a repeat).</p> <ul style="list-style-type: none"> • Lesson 1 Game: Simon Says How • Lesson 2 Game: Roll 'n' Toss • Lesson 3 Game: Block Clapping 	<p>Use the Discussion Sheet with this activity for even deeper learning ★</p>  <p>Discussion Questions</p>
<p>Music, Movement & Memory Activity</p> <p><i>game directions, Appendix B</i></p>	<p>A music activity that uses the songs from the Bible Truth and Big Question unit.</p> <ul style="list-style-type: none"> • DDD Songs for this Bible Truth, plus: • Lesson 1 Activity: Say, Spring Up and Shout • Lesson 2 Activity: Freeze Frame • Lesson 3 Activity: Egg Shakers 	<p>Use the Discussion Sheet with this activity for even deeper learning ★</p>  <p>Discussion Questions</p>
<p>Bible Story Review Game</p> <p><i>game directions, Appendix B</i></p>	<p>A game that uses the storyboard pictures from the story to review the story.</p> <ul style="list-style-type: none"> • Lesson 1 Game: Missing in Action • Lesson 2 Game: Treasure Hunt • Lesson 3 Game: Look Who's Coming Down the Tracks 	<p>Use the Discussion Sheet with this activity for even deeper learning ★</p>  <p>Discussion Questions</p>
<p>Coloring Pages/ Take Home Sheets</p> <p><i>in Appendix C</i></p> <p>★</p>	<p>A coloring page related to the lesson assignment question is provided for each lesson. On the back of each are the key concepts, a few questions and a song for parents to use with their children.</p> <p>NOTE: Upgrade your coloring sheet to a more interesting craft by offering simple embellishments, such as jiggly eyes, craft sand, glitter, glitter glue, colored paper dots (made with a hole punch), fabric scraps, etc. Make cut-to-size glued-on clothes, hair, etc for characters by using a copy of the coloring sheet, cutting out the selected portions and making them the patterns for whatever you want to cut out of fabric, paper, foil, etc.</p> <ul style="list-style-type: none"> • Lesson 1 Coloring Sheet Emphasis: Bible Truth • Lesson 2 Coloring Sheet Emphasis: Bible Verse • Lesson 3 Coloring Sheet Emphasis: ACTS Prayer 	<p>Use the Discussion Sheet with this activity for even deeper learning ★</p>  <p>Discussion Questions</p>
<p>Extra Crafts: Big Question Craft <i>in Appendix C</i></p> <p>Bible Verse Craft <i>in Appendix C</i></p> <p>Bible Story Puzzle <i>in Appendix C</i></p>	<p>These crafts are slightly more complex than the coloring/take home sheets:</p> <p>The Bible Concept Go-and-Tell Craft is a craft that summarizes the Bible concept and includes the Bible verse is included for those desiring more than a coloring sheet. This more complex craft will involve gluing, sticking, etc. Can be used at any time.</p> <p>The Bible Story Coloring Sheet provides a tie in between the Bible story and the Bible truth they are learning.</p> <p>The Storyboard Picture Placement Page has been made into a puzzle that can be cut out and re-assembled by the children. This provides a nice summary of the story.</p>	<p>Use the Discussion Sheet with these activities for even deeper learning ★</p>  <p>Discussion Questions</p>
<p>Free Play Activities ★ <i>ideas in Appendix D</i></p>	<p>Offer your own or some of the easy-to-make, free play activities suggested in Appendix D.</p>	

4. CLOSING CIRCLE TIME *(End-of-session activities for the last 5-10 minutes of class time)*

★ = short & simple lesson plan

<p>Transition to Closing Circle</p> <p>Classroom Song, verse 3</p> <p><i>lyrics and sheet music, Appendix A</i></p>	<p><i>Use this song to help the children transition in an orderly fashion. Start singing this song and ask the children to gather with you for Closing Circle Time.</i></p> <p>Classroom Song, verse 3 <i>DDD ESV Songs 6, track 3</i></p> <p>It's time to get ready to go and tell, It's time to get ready to go and tell, Come gather here with me.</p>
<p>Closing Circle Time</p> <p>Classroom Song, verse 4</p> <p><i>lyrics and sheet music, Appendix A</i></p>	<p><i>When children are settled in the circle, say:</i></p> <p>"It's almost time for your parents to come pick you up. And do you know what that means? It means.... (draw this out to build anticipation and excitement)...that it's almost time to go home and....it's almost time to...Go and Tell! We have learned some big news about God today. God wants us to take and tell it to the whole world!"</p> <p>Classroom Song, verse 4 <i>DDD ESV Songs 6, track 4</i></p> <p>So what's our big news to go and tell, So what's our big news to go and tell, Can you tell me now?</p>
<p>Big News to Tell</p> <p>Big Question 6</p> <p><small>VISUAL AID</small></p> <p>#1</p> <p><i>*found in the DDD Unit 6 Visual Aids, ESV Book</i></p> <p><i>lyrics and sheet music, Appendix A</i></p> <p>Big Question 6, Bible Truth 1</p> <p><small>VISUAL AID</small></p> <p>#3</p>	<p>"Let's see....there's so much big news to tell! There's so much we've learned!</p> <p>First of all, can you tell me the answer to our Big Question: "How Did Bad Things Come to God's Good World?" <i>Hold up the Bible Truth Clue Picture.</i></p> <p>Say the answer with me: "Bad Things Came through Sin!"</p> <p><i>(If desired, you can sing one/both of the Big Question songs.)</i> <i>DDD ESV Songs 6, tracks 12,13</i></p> <p>And what's one way He does this? What did we learn? <i>Point to the picture.</i></p> <p>When Adam and Eve Chose to Disobey God!</p> <p>"And how do I know this is true? Can you tell me? Say it with me: "The Bible tells me so!" That's right!</p>
<p>Big Question 6 Bible Truth 1 Bible Verse</p> <p><small>VISUAL AID</small></p> <p>#4</p> <p><i>*found in the DDD Unit 6 Visual Aids, ESV Book</i></p> <p><i>lyrics and sheet music, Appendix A</i></p>	<p>We learned: Genesis 2:16; 3:6,7,17,19, NIV 1984</p> <p>"The LORD God commanded the man, "You are free to eat from any tree in the garden; but... you must not eat from the tree of the knowledge of good and evil, for when you eat of it... you will surely die.' ... [Eve] too some [fruit] and ate it. She also gave some to her husband, who was with her, and he ate it. Then the eyes of them both were opened... 'Because you... ate from the tree, you must not eat, cursed is the ground because of you... By the sweat of the brow you will eat until you return to the ground.'"</p> <p>Learn a Little: The LORD God commanded the man, "You must not eat from the tree of the knowledge of good and evil, for when you eat of it... you will surely die.'"</p> <p>How sad it was when Adam and Eve disobeyed God! How sad that sin came into the world. Praise God for sending Jesus to save all who turn away from their sins and trust in Him as their Savior!</p> <p><i>(If desired, you can sing the Bible verse song.)</i> <i>DDD ESV Songs 6, track 18</i></p>

4. CLOSING CIRCLE TIME, continued



= follow the stars for a short & simple lesson plan

<p>Closing ACTS Prayer Time</p> <p>ACTS Prayer Chant</p> <p><i>lyrics and sheet music, Appendix A</i></p>	<p><i>Let's ask God to help us to remember this and even tell others this good news. Let's get ready and pray our ACTS prayer.</i></p> <p><i>And what does ACTS mean? Let's sing/say our ACTS Prayer Chant!</i></p> <p>ACTS Prayer Chant Song <i>DDD ESV Songs 6, tracks 10,11</i></p> <p>A, Adoration, God, we praise You! C, Confession, Forgive us our sins. T, Thanksgiving, Thank You for Jesus, S, Supplication, Help us to live like Him.</p> <p style="text-align: right;">That's the ACTS prayer, my friend, Bow your head, Close your eyes, Shhh, Let's begin.</p>
---	---

<p>Closing ACTS Prayer</p>	<p>"Let's pray!"</p> <p><i>Lead the children in the ACTS prayer for this Bible Truth.</i></p> <p>A We praise You, God, for being holy and just. You hate sin and are fair to punish us for how we have disobeyed You and Your good laws.</p> <p>C Adam and Eve chose to disobey Your good laws, long ago. We have chosen to disobey You many times, too. We want to say sorry to You for choosing to disobey You and ask that You would forgive us.</p> <p>T Thank You, God, for sending Jesus to save us when we should only get punishment for disobeying You. You. Thank You for promising to forgive the sins of all who turn away from disobeying You and trust in Jesus as their Savior.</p> <p>S When we are tempted to sin, help us to choose to obey You. Work in our hearts. Help us to turn away from disobeying You and trust in Jesus as our Savior. Save us from Your punishment for sins. We want to get to love You and enjoy You forever.</p> <p>In Jesus' name we pray, Amen.</p>
-----------------------------------	---

5. TAKING IT HOME *(Take Home Sheet)*

<p>Clean up and Dismissal </p>	<p>"Now it's time to work together and clean up." <i>Have the children join you in cleaning up the room.</i></p>
<p>Coloring Pages/ Take Home Sheets </p> <p><i>in Appendix C</i></p>	<p><i>Give out the craft/take home sheet and any other papers from the session, as you dismiss children from class.</i></p> <p><i>(Reminder: The back side of the coloring page is the take home sheet for each lesson.)</i></p>

<p>Bible Story to Take-Home</p> <p><i>in Appendix C</i></p>	<p>You may also want to include a copy of the story along with the take home sheet. (However, each coloring sheet/take home sheet includes a note to parents telling where they can download the story from the Parent Resources section on the website.</p>
--	--

The Case of the Terrible, Terrible Day*Genesis 2,3***Story-telling Tips**

Ahead of time:

1. Read the Bible verses and story. Pray!
2. Choose story action cues and/or prepare storyboard figures, if using. (Included in Visual Aids book)
3. Practice telling story with the storyboard pictures, timing your presentation. Shorten, if necessary.

During your presentation:

1. Maintain as much eye contact as possible as you tell the story.
2. Put up storyboard figures/add story action cues as you tell the story. Allow the children to help you put them on the board, if desired.
3. Include the children in your story with a few questions about what they think will happen or words/concepts that might be new to them.
4. Watch the kids for signs that their attention span has been reached. Shorten, if necessary.

INTRODUCTION/ LISTENING ASSIGNMENTS

“Our story is called: The Case of the Terrible, Terrible Day. Here is your listening assignment.” Read from Detective Dan’s Listening Assignment signs, but questions are summarized below:

Detective Dan’s Lesson #1 Listening Assignment:

I need to know:

1. **What happened to Adam and Eve on the Terrible, Terrible Day?**
2. **What did God promise to do to help them (and all of us)?**

Detective Dan’s Lesson #2 Listening Assignment:**Our Bible Verse is Genesis 2:16; 3:6,7,17,19, NIV 1984**

“The LORD God commanded the man, “You are free to eat from any tree in the garden; but...you must not eat from the tree of the knowledge of good and evil, for when you eat of it... you will surely die.’ ... [Eve] too some [fruit] and ate it. She also gave some to her husband, who was with her, and he ate it. Then the eyes of them both were opened... ‘Because you... ate from the tree, you must not eat, cursed is the ground because of you... By the sweat of the brow you will eat until you return to the ground.”

I need to know:

1. **What were Adam and Eve tempted to do? What happened when they gave into temptation?**
2. **What did God promise to do to help them (and all of us)?**

Detective Dan’s Lesson #3 Listening Assignment:I found six clues, but two of them are **NOT** in the story.

They are: a serpent; a tree; a spaceship; a Savior; a cookie; and a grave.

Hold each of them up for the children to see as you identify them.

I need to know:

1. **Which four belong in the story and which two don’t?**
2. **Who needed to ask God to forgive their sins and save them?**

Read the assignment questions, THEN SAY,

“Ok, Deep Down Detectives! Put on your best listening ears and see if you can hear the answers to Detective Dan’s questions. When I finish telling the story, we will see if we can answer all the questions.”

*Read the Bible Truth story, answer questions, present the gospel and lead in prayer.**Answers to questions; the gospel; and, ACTS prayer are included with the story text.*

The Case of the Terrible, Terrible Day*Genesis 2,3**Story with lines separating paragraphs (text in bold, optional interaction cues in italics)*

The LORD God made a special home for Adam and Eve, the people He had created. Was it a tepee? Was it a tent? Was it a big, brick mansion?

What do you think?

No, it was none of those kinds of homes. This home was a garden: the Garden of Eden. Eden was a very special place. So special, that there has never been another place like it on earth. It was very beautiful. It was filled with many kinds of plants and trees. A river flowed through it and watered all of the beautiful plants and trees. But what made this special home best of all? It was the Perfect Wonderfulness of God's love for Adam and Eve, and their love for God and each other.

Eden was a lovely place to live with all of those plants and trees. But the trees were more than just lovely to look at. They were covered in deliciousness. Can you guess what God made grow on the trees?

Can you guess?

They were covered with yummy fruit! Bunches of fruit, fat, ripe, and juicy, hung from the tree branches. "Feel free to eat from any of these trees. I have put them here for you to enjoy and eat!" God told Adam and Eve.

And eat, Adam and Eve did! They could walk along in the garden and pluck the fruit. Their mouths would be filled with delicious sweetness and juice would drip down their chins. Yum! Yum! Yum!

Besides all these fruit trees for eating, God put two other trees in the garden, too.

These trees were not like the other trees. One was called the Tree of Life. Through it, God offered people life that went on and on and on. The other one was the Tree of Knowing Good and Evil.

God warned Adam and Eve about this second tree. "Do NOT eat from the Tree of Knowing Good and Evil," He told them. "Live My good way and you will forever enjoy the Perfect Wonderfulness of life with Me and with each other in this beautiful world I've made. But if you turn away from My good way and eat from this one tree, you will surely die," He promised them.

Oh, no! Adam and Eve did NOT want to die! They did NOT want to lose the special closeness they had with God. They did not want to lose the life God had given them with Him and each other in this beautiful, new world. No, they would NOT eat from that Tree. They would live within the good laws God had given them. God loved them and He knew what was best for them! They trusted Him.

So, for a while, the Perfect Wonderfulness of God's beautiful world remained. (SB6) Adam and Eve enjoyed eating from the many trees in the Garden of Eden. And, they stayed away from these two special trees God had put in the middle... especially that Tree of Knowing Good and Evil.

But then one day, something terrible happened. God's enemy, Satan, came. Satan (SB8) hated God and His good plan for the world. He decided to trick Adam and Eve into disobeying God. He wanted to break God's good plan. He wanted to hurt the people whom God loved.

Story with lines separating paragraphs (text in bold, optional interaction cues in italics)

Satan decided to use the serpent, one of God's creatures, to trick Adam and Eve into disobeying God. The serpent went to Adam and Eve, and Satan did his talking through him: "Did God say, 'You can't eat the fruit from ANY tree in the garden?' he asked Eve.

"We may eat the fruit of the trees in the garden," Eve told him, "But God said, 'Don't eat from the fruit of the tree in the middle of the garden. We shouldn't even touch it! Or we will die.'"

Now Satan lied to Eve. "You will not die. For God knows that when you eat that fruit you will start to know as much as He knows. He knows you will be like Him, knowing good and bad," he told her.

Eve listened to what Satan said. He made it seem like God was keeping something good from them. She liked to think she might be like God. That sounded better than just being a human. Maybe living within God's laws wasn't really so good after all. Maybe God hadn't given them Perfect Wonderfulness. Maybe He was keeping it from them! Should she keep trusting God?

Eve was tempted to believe what Satan said and disobey God. Run away, Eve, run away! Don't give in!

But DID Eve run away? DID she turn to Adam or to God for help?

What do you think she did?

Eve did NOT run away. She did NOT turn to Adam or to God for help. Instead, she went up to that tree and looked carefully at the fruit on the tree. 'It looks so beautiful and so yummy!' she thought. 'And best of all, it will make me wise like God!'

Satan watched as Eve reached out and took some of the tree's fruit. She held it and then, she ate it. Then she held some out to Adam to eat. Run away, Adam! Don't eat it! What do you think Adam did?

What do you think?

Adam did the same thing Eve had done. He took the fruit and ate it, too.

Satan's trick had worked! Adam and Eve had disobeyed God. Now, their wonderful, special closeness with God was broken. Now, they would die!

Sad changes happened in Adam and Eve as soon as they sinned. They sewed tree leaves together to cover up their bare bodies. They wanted to hide from each other. They wanted to hide from God, too. When they heard Him coming to see them, they hid among the trees. Could they keep God from seeing them?

What do you think?

No one can hide from God. He knows and sees everything. God knew exactly what had happened. "Where are you?" He asked Adam.

Adam answered God from his hiding place: "I heard you coming and hid from You. I was afraid for You to see me without clothes," Adam said.

God made Adam and Eve tell what had happened. They made excuses. They blamed others. But there was no denying the truth. The serpent had helped Satan trick them; but, they had chosen to disobey God and eat the fruit. Sin had come into God's good world. Now, many other sad and bad things would come, too.

Story with lines separating paragraphs (text in bold, optional interaction cues in italics)

God gave out sad punishments to the serpent and to Adam and Eve. They had all gone against His good ways. Sin had come into God's good world. Now they all faced the consequences.

"Serpent, I am changing what you look like," God told him. "Now you will slither along the ground on your belly the rest of your life, as the lowest of creatures. I want you to be ashamed of what you have done."

God told Eve the sad consequences of her sin, too: "Eve, having children will hurt now. You will have a hard time being happy obeying your husband."

Last of all, God gave Adam his consequences: "Adam, you will have to grow your own food now, and weeds will ruin your crops. You will have to work really hard," God told him. "You won't get to live here in the Garden anymore. You won't get to eat from the Tree of Life. Now you, and Eve, and your children after you will suffer sickness. You will grow old, and your bodies will die. Worst of all, you and Eve can't have wonderful, special closeness with Me like before. You must leave the garden and My special presence."

What a terrible day that was! The punishments God gave them were really hard, but Adam and Eve knew they deserved these sad consequences. God was good and His punishments were just.

But God was merciful that day, too. He gave them something better than they deserved. He made them a promise. He gave them HOPE. One day, He would send a Savior. He would be one of their sons. He would put an end to Satan, once and for all. Adam and Eve believed God's promise and trusted in Him. They looked forward to the day when this son would come and crush their enemy.

God didn't tell Adam and Eve the name of this Savior who would crush Satan, but I bet you know His name.

Can you tell me His name?

It's Jesus! And at just the right time, many, many years later, Jesus was born. And while He was a son of Adam and Eve, born by His mother, Mary, Jesus was also GOD'S SON, too. Jesus grew up to be a man and He taught about God and did amazing things. Like Adam and Eve, Satan came to tempt Him to disobey God; but UNLIKE them, Jesus did NOT sin! Instead, He lived a perfect life, then He gave it up on the cross. He suffered and died there as the perfect payment for the sins of all who trust in Him as their Savior. He took the punishment they deserved for their sins, so they wouldn't have to.

Jesus died and was buried in a cave-grave that sad day. Oh, no! The Savior was DEAD? Was He really any different from Adam and Eve?

What do you think?

Oh, yes, He was! For on the third day, Jesus rose up from the dead, never to die again. He had beaten sin and death for all who put their trust in Him!

Jesus went up to heaven in victory. From there, He is still helping God's people. He sends the Holy Spirit to live in their hearts. He prays for them. And, He is at work, completing all of God's great plans.

And on that wonderful day, when God's plans are completed, Jesus will come back again. He will put an end to Satan forever. Satan will be crushed, just as God promised! Then, God will make a beautiful, new world, with no sin in it, for His people to live in with Him forever. It will be even better than the beautiful garden, in that perfect world, Adam and Eve enjoyed long ago. And this time, the Perfect Wonderfulness will last forever. We can be God's people and be there, too, if we turn away from our sins and trust in Jesus as our Savior. Ask God to help you. He loves to do this!

Cracking the Case: (story wrap-up for Listening Assignments)

It's time to see how we did with our Listening Assignment.

Detective Dan's Lesson 1 Listening Assignment:

1. What happened to Adam and Eve on the Terrible, Terrible Day? They disobeyed God and lost the perfect life and fellowship with God that He had given them.

2. What did God promise to do to help them (and all of us)? To send a Son to crush the enemy and save them.

For You and Me:

Adam and Eve did not know the name of the Savior God would send, but we do! It's Jesus! He came at just the right time to crush Satan and make the way for us to be saved from our sins. He can be our Savior, too, when we turn away from our sins and trust in Him as our Savior. Ask Him to help you! He loves to do this!

Detective Dan's Lesson 2 Listening Assignment:**Our Bible Verse is Genesis 2:16; 3:6,7,17,19**

"The LORD God commanded the man, 'You are free to eat from any tree in the garden; but...you must not eat from the tree of the knowledge of good and evil, for when you eat of it... you will surely die.' ... [Eve] too some [fruit] and ate it. She also gave some to her husband, who was with her, and he ate it. Then the eyes of them both were opened... 'Because you... ate from the tree, you must not eat, cursed is the ground because of you... By the sweat of the brow you will eat until you return to the ground.'"

I need to find out:

1. What were Adam and Eve tempted to do? What happened when they gave into temptation? They were tempted to disobey God and eat the fruit of the Tree of Knowing Good and Evil. They lost their perfect friendship and life with God when they disobeyed Him. This is how sin and bad things came into God's good world.

2. What did God promise to do to help them (and all of us)? To send a Son to crush the enemy and save them.

For You and Me

Adam and Eve did not know the name of the Savior God would send, but we do! It's Jesus! He came at just the right time to crush Satan and make the way for us to be saved from our sins. He can be our Savior, too, when we turn away from our sins and trust in Him as our Savior. Ask Him to help you! He loves to do this!

Detective Dan's Lesson 3 Listening Assignment:

Our six clues were: a serpent; a tree; a spaceship; a Savior; a cookie; and a grave.

1. Which four belong in our story?

The serpent, tree, Savior and grave belong.

2. Who needed to ask God to forgive their sins and save them? Adam and Eve did.

For You and Me:

Adam and Eve were not the only people who chose to disobey God and His good ways. We all have! We need a Savior, just as much as they do. Jesus can be our Savior, too, when we turn away from our sins and trust in Him as our Savior. Ask Him to help you! He loves to do this!

The Gospel (story wrap-up if NOT using Listening Assignments)**Our Bible Truth is:****How Did Bad Things Come to God's Good World?****Bad Things Came through Sin...****When Adam and Eve Chose to Disobey God!**

What a terrible thing happened when Adam and Eve sinned! How sad and lonely they were when they lost that special closeness they had with God! But how kind God was to them in promising to send them Jesus to save them from their sins one day! Jesus came and took the punishment for the sins of God's people when He suffered and died on the cross. On Day Three, Jesus rose from the dead in victory. Now, all who turn away from their sins and trust in Jesus as their Savior can be saved and get to be God's people. They deserved God's punishment, but through Jesus, their sins are forgiven. God gives them new hearts, to know and love Him. And best yet, God promises to bring them home to live with Him forever. If we turn away from our sins and trust in Jesus, God will do all of this for us, too. Ask Him to help you! He loves to answer this prayer!

Close in prayer.

Closing ACTS Prayer

- A** We praise You, God, for being holy and just. You hate sin and are fair to punish us for how we have disobeyed You and Your good laws.
- C** Adam and Eve chose to disobey Your good laws, long ago. We have chosen to disobey You many times, too. We want to say sorry to You for choosing to disobey You and ask that You would forgive us.
- T** Thank You, God, for sending Jesus to save us when we should only get punishment for disobeying You. You. Thank You for promising to forgive the sins of all who turn away from disobeying You and trust in Jesus as their Savior.
- S** When we are tempted to sin, help us to choose to obey You. Work in our hearts. Help us to turn away from disobeying You and trust in Jesus as our Savior. Save us from Your punishment for sins. We want to get to love You and enjoy You forever.

In Jesus' name we pray, Amen.

Go to Lesson Plan, p.9 for the script to the rest of the lesson.

Deep Down Discussion Sheet

use with all THREE lessons

Use with all response activities for deeper learning



P.1

Questions to aid discussion of the key concepts and for use in games

Be familiar with these questions and answers. Look for opportunities to ask questions and discuss their answers, such as while the children work on their coloring pages, as part of their response games, or during play time. Remember: your goal isn't to ask all these questions or only talk to the children about these things. It is to be deliberate in having good conversations with them, however much or little you have.

<p>BIG QUESTION</p> <p>Meaning</p> <p>Discussion Questions</p>	<p>How Did Bad Things Come to God's Good World? Bad Things Came through Sin!</p> <p>When God created the world in the beginning, He created all things good; but, now there are many bad and sad things in God's good world. All these bad things came through sin when people disobeyed God. How good it is that God sent Jesus to be our Savior! He can forgive our sins and make us God's people!</p> <p><i>choose a few</i></p> <ol style="list-style-type: none"> 1. What was the world like when God created it? <i>All things were created good.</i> 2. Did God's good world stay all good? <i>No. Now there are many bad and sad things in it, as well as good things.</i> 3. How did those bad things first come into God's good world? <i>They came through sin.</i> 4. Who disobeyed God? <i>People did.</i> 5. Who did God send to rescue us from our sins? <i>Jesus.</i> 6. What can Jesus do? <i>He can forgive us our sins and make us God's people.</i>
<p>BIBLE TRUTH</p> <p>Meaning</p> <p>Discussion Questions</p>	<p>Bad Things Came through Sin... When Adam and Eve Chose to Disobey God!</p> <p>God made the world good. He gave Adam and Eve good laws to live by, so that they would live happily with Him forever. God warned Adam and Eve that terrible things would happen if they disobeyed Him and His good laws. At first, Adam and Eve wanted to obey God. They loved knowing Him and living His way. But then, Satan, God's enemy, came to Adam and Eve. He lied to them and tempted them to disobey God... and they did! Adam and Eve thought their lives would be better when they disobeyed God, but they were wrong. NOTHING good came from disobeying God, but only the sad things God warned them would happen. And happen, they did! A terrible change happened in their spirits. They no longer enjoyed the same special closeness with God that they first had with Him. They didn't love each other in the same way, either. They became afraid and selfish and rebellious. Something happened in their bodies, too. Now, they hurt and got sick. One day, they would die. God is good and just. He hates sin. Adam and Eve now deserved His punishment and death. How very sad! But God isn't ONLY just. He is also very, very merciful. He treats us better than we deserve. God promised that one day He would send a Savior to put an end to Satan, sin, and death. He would save people from their sins. That Savior was Jesus! Through faith in Him, we can be forgiven our sins and have special closeness with God. Thank You, God!</p> <p><i>choose a few</i></p> <ol style="list-style-type: none"> 1. Why did God give Adam and Eve rules to live by? <i>So they would live happily ever after.</i> 2. Did Adam and Eve want to obey God and live in special closeness with Him? <i>Yes, they did, before they disobeyed.</i> 3. What did Satan tempt Adam and Eve to do? <i>To disobey God.</i> 4. Did anything good come from disobeying God? <i>No. Only the terrible things God told them would happen.</i> 5. What happened in Adam and Eve's hearts when they disobeyed God? <i>They no longer had special closeness with Him. They became afraid, selfish and rebellious (wanted to disobey).</i> 6. What happened in Adam and Eve's bodies when they disobeyed God? <i>They began to get sick. One day they would die.</i> 7. What did Adam and Eve deserve from God after they disobeyed Him? <i>His fair punishment.</i> 8. What kind promise did God give Adam and Eve? <i>To one day send Jesus to put an end to Satan and save people from their sins. To give them special closeness with God again.</i>

Deep Down Discussion Sheet

use with all THREE lessons

P.2

Questions to aid discussion of the key concepts and for use in games

<p>THE GOSPEL</p>	<p>What is God’s good news for you and me? <i>The gospel!</i> How Did Bad Things Come to God’s Good World? <i>Bad Things Came From Sin...When Adam and Eve chose to disobey God. How wonderful life was in the beginning for Adam and Eve! They had such wonderful closeness with God! But it did not stay that way! You see, they...and all other people after them have chosen to disobey God and His good ways. This has spoiled God’s good world...and worse of all, now we all deserve God’s fair punishment! How sad! But God is so rich in mercy! He sent His Son, Jesus, to suffer and die on the cross and take the punishment for God’s people. On Day 3, He rose from the dead in victory. Now, all who turn away from their sins and trust in Him as their Savior can be saved. For all who do, God will forgive their sins and they will be God’s special people, now and forever. Ask Him to help you!</i></p>
<p>BIBLE TRUTH BIBLE VERSE</p> <p>Meaning</p> <p>Discussion Questions</p> <p><i>choose a few</i></p>	<p>“The LORD God commanded the man, “You are free to eat from any tree in the garden; but... you must not eat from the tree of the knowledge of good and evil, for when you eat of it... you will surely die.’ ... [Eve] too some [fruit] and ate it. She also gave some to her husband, who was with her, and he ate it. Then the eyes of them both were opened... ‘Because you... ate from the tree, you must not eat, cursed is the ground because of you... By the sweat of the brow you will eat until you return to the ground.” --Genesis 2:16; 3:6,7,17,19, NIV 1984</p> <p>Learn a Little: The LORD God commanded the man, “You must not eat from the tree of the knowledge of good and evil, for when you eat of it... you will surely die.”</p> <p>How sad it was when Adam and Eve disobeyed God! How sad that sin came into the world. Praise God for sending Jesus to save all who turn away from their sins and trust in Him as their Savior!</p> <p>1. What did the LORD tell Adam and Eve they were free to eat? <i>From any tree in the garden, except one.</i></p> <p>2. What did the LORD warn them would happen if they did eat from the Tree of the Knowledge of Good and Evil? <i>They would surely die.</i></p> <p>3. What happened when Adam and Eve ate from that one tree? <i>Sin came into the world. Their lives and all of the rest of God’s good world was under the curse of sin and death.</i></p> <p>4. Who did God promise to send to do for them? <i>Send a Savior to crush their enemy, Satan. Jesus!</i></p> <p>5. How can we be saved from God’s punishment we deserve for our sins? <i>By turning away from our sins and trusting in Jesus as our Savior. God, Himself, has provided us with a Savior! How merciful He is to us!</i></p>
<p>BIBLE STORY</p> <p>Discussion Questions</p> <p><i>choose a few</i></p>	<p>The Case of the Terrible, Terrible Day</p> <p>1. What were the trees like in the Garden of Eden? <i>They were beautiful and had yummy fruit.</i></p> <p>2. What was special about the Tree of Life? <i>Through it, God offered life that went on and on and on.</i></p> <p>3. What was special about the Tree of Knowing What Is Good and Evil? <i>It was the only tree they were not to eat from. If they did, they would die.</i></p> <p>4. Who hated God and His good plan? <i>Satan.</i></p> <p>5. What did Satan want to get Adam and Eve to do? <i>Disobey God and break their special closeness with Him.</i></p> <p>6. Who did Satan tell Adam and Eve they would be like if they ate from the Tree of Knowing What Is Good and Evil? <i>God.</i></p> <p>7. Did good things or bad things happen to Adam and Eve when they ate the fruit? <i>Bad things.</i></p> <p>8. God punished Adam and Eve for disobeying Him, but He also kindly promised to send someone to save them. Who did He promise to send? <i>Jesus.</i></p> <p>9. How can we be saved from the punishment we deserve for our sins? <i>By turning away from our sins and trusting in Jesus as our Savior.</i></p>

DEEP DOWN DETECTIVES

**Curriculum Resources
for Unit 6, Bible Truth 2:**



**How Did Bad Things Come
to God's Good World?**

Bad Things Came through Sin...

When Sin Spread to the Whole World!

Session Prep (especially good for newbies!)

Pray!



Pray for the Holy Spirit to be at work in your and the children's hearts.

Review



If new to the curriculum, look at the **Getting Started with Deep Down Detectives section of the Core Curriculum book.** (p.5) It will be especially helpful to read through the Deep Down Detectives section of **The Praise Factory Tour: Extended Version Book.** This is a visual way to understand what goes on in the classroom. (A pdf of the book is found in the samples section on the website.)

Look through and Learn the Lesson



Read over **lesson plan.** Practice any **songs or action rhymes** you are using. Choose/make up motions to go with these. Choose less with younger children and more with older preschoolers. **Practice the lesson with the visual aids** and using the Big Question Box/Briefcase.

Read and Rehearse the Bible Story with Pictures



Read the Bible story from the Bible. Read the curriculum version. Practice telling it with the storyboard pictures. (If you have not previously laminated the storyboard pictures, do that now.) Or, rehearse it from the Simple Story Scenes, if you are using those.

Let There Be Music



Download the music and listen to the songs. Choose which of the songs you will use with the children. If using live musicians, make sure they have the sheet music (Appendix A, Core Curriculum book).

Put the Props in Place



1. Prepare your Visual Aids. Put the Big Question, Unit Bible Truths, Bible Truth, Bible Verse, and Listening Assignment signs, as well as the Bible Story script in one side of the Bible folder.
2. Get out your storyboard. If using Simple Story Scenes, put these in your Bible Folder. Or, if using the individual storyboard figures, put all background pictures in place (they have a BG by the number). Put the rest of the storyboard pictures (these have a SB by the number) in order of use in the other side of the Bible folder.
3. Put the DDD Bible Folder as well as the Big Question sign in the Big Question Box/Briefcase and shut it. If your box/briefcase has locks and you want to use the unlocking the box as part of your session, lock it now....but make sure you have the key or know the code first.
4. Prepare the music CD or sheet music or mp3 device for use in your session.

Set Out Free Play Activities



Choose and set up free time activities you will use with the children. Choose a variety of different activities that will be enjoyed by different types of children. Rotate the activities you provide to keep them interesting and fresh to your children. (Suggestions in Appendix D, Core Curriculum books.)

Prepare Any Activities



Choose which (if any) of the Bible Truth games and crafts activities you want to use in the session. Bear in mind your time frame as well as the developmental abilities and attention span of your children as you decide which/how many to prepare. **Look over the Discussion Sheet** and choose a few questions you might use to spark discussion with the children as they do their activities (especially good for ages 3's+). Pray for God to give you opportunities to talk about these things with the children.

Let Them Take It with Them



Make copies of the craft/take home sheets, if you are not already using them as one of your activities. You may also want to make copies of the story (see take-home version of each story included in Appendix C with the other take home resources) to have for parents to use with their children at home. There's a link on each craft/take home sheet to the story, if you don't make hard copies.

Store It



After your session is over, collect the resources and store them for future use. This curriculum can be used over and over for years to come.

Unit 6: God, the Just and Merciful

UNIT OVERVIEW

When God created the world in the beginning, He created all things good; but, now there are many bad and sad things in God's good world. All these bad things came through sin when people disobeyed God. How good it is that God sent Jesus to be our Savior! He can forgive our sins and make us God's people!

In this unit we will learn two truths about how sin came into God's good world, and how just and merciful God has been to sinners.

UNIT BIBLE VERSE: Romans 5:12

"Sin came into the world through one man, and death through sin, and so death spread to all men because all sinned."

BIG QUESTION UNDER INVESTIGATION: How Did Bad Things Come to God's Good World?

ANSWER: Bad Things Came through Sin

OPTIONAL Big Question 6 INTRODUCTION LESSON (Use Hide 'n' Seek Kids Unit 6 Material)

Story: The Case of the Terrible, Terrible Day *Genesis 3-4*

Bible Verse: Romans 5:12

BIBLE TRUTH 1: When Adam and Eve Chose to Disobey God (3 Lessons Available)

Story: The Case of the Very Sad Day *Genesis 3*

Bible Verse: Genesis 2-3

➔ BIBLE TRUTH 2: When Sin Spread to the Whole World (3 Lessons Available)

Story: The Case of the Sadness that Didn't Stop *Genesis 4,6-9*

Bible Verse: Psalm 14:2-3

Deep Down Detectives ESV Songs 6 Track Numbers

This is a listing of all songs mentioned in the unit curriculum. You may or may not choose to use all of the songs. They are listed in easy-reference order--NOT in the order used in the curriculum.

You may choose to simply burn a CD/load them onto an mp3 device in this order. Or, you may want to do what we do: choose the songs we want to use and create a play list of them in that order. Then, we burn a CD/upload the play list onto an mp3 device. A teacher only has to click forward to the next song, instead of hunting for the right track. The track number have been included as part of the title of each song, teachers will still have a reference to the track number listed in the curriculum (same as those listed below), even if you change the order on your customized play list.the track number listed in the curriculum (same as those listed below), even if you change the order on your customized play list.

SONGS USED EVERY UNIT OF THE CURRICULUM

- 1 The Classroom Song v.1
- 2 The Classroom Song v.2
- 3 The Classroom Song v.3
- 4 The Classroom Song v.4
- 5 Deep Down Detectives Theme Song
- 6 The Classroom Rules Song
- 7 Let's Pray Song
- 8 The Big Question Box Song
- 9 The Bible Chant Song
- 10 ACTS Prayer Song (Short Version)
- 11 ACTS Prayer Song (Full Version)

Why the Extra Songs?

Deep Down Detectives is a curriculum used by a wide age-span of kids. Sometimes one of the other songs is a better fit for your kids. Or, you may simply want to teach them more songs on the same Bible Truth. Use as many or as few as you want.

UNIT 6: GOD, THE JUST AND MERCIFUL

- 12 Big Q & A 6 Song
- 13 Big Question 6 Song: How Did Bad Things Come to God's Good World?
- 14 Big Question 6 Bible Verse Song: Sin Came into the World Romans 5:12 ESV
- 15 *Extra Big Question 6 Bible Verse Song: Sin Came into the World Romans 5:12 ESV (other version)*
- 16 Big Question 6 Hymn: Nothing But the Blood of Jesus, v.1
- 17 Big Question 6 Praise Song: I Will Sing of the Mercies

How Did Bad Things Come to God's Good World?

Bad Things Came Through Sin...

Bible Truth 1: When Adam and Eve Chose to Disobey God

- 18 Bible Verse Song: You Must Not Eat, Eat, Eat Genesis 2, 3 NIV 1984
- 19 *Extra Bible Verse Song: For the Wages of Sin Is Death Romans 6:23, ESV*

Bible Truth 2: When Sin Spread to the Whole World

- 20 Bible Verse: The LORD Looks Down Psalm 14:2-3, HCSB
- 21 *Extra Bible Verse Song: All We Like Sheep Isaiah 53:6, ESV*
- 22 *Extra Bible Verse Song: For If by the Trespass Romans 5:17, NIV 1984*

listen to or download songs for free at <https://praisefactory.org>: Deep Down Detectives Music page

Big Question 6, Bible Truth 2 Overview: Key Concepts

P.1

Unit 6: God, the Just and Merciful

Unit Big Question (and Answer): How Did Bad Things Come to God's Good World?
Bad Things Came through Sin!

Unit Bible Verse: "Sin came into the world through one man, and death through sin, and so death spread to all men because all sinned." Romans 5:12, ESV

Bible Truth 2 Concept: Bad Things Came through Sin... When Sin Spread to the Whole World!

Everything God created was hurt by Adam and Eve's sin. The plants did not grow such good fruit. The animals had sicknesses. Adam and Eve's sin hurt all their children, too. They were born disobeyers with sinful hearts. They deserved God's punishment for their sins, just like their parents. They would suffer sicknesses and one day they would all die. What sadness Adam and Eve passed down to their children through their sin!

Guess who else are children from Adam and Eve's family? We are! That's why we get sick and one day will die. That's why we have sinful hearts that disobey God. And that's why we deserve for Him to punish our sins, too.

But God is so kind and merciful to us! He sent Jesus to save all who turn away from their sins and trust in Him as their Savior. God promises to forgive their sins and put His Holy Spirit in their hearts, so they can once more have closeness with God again, right here on earth.

That is good news, but the best is yet to come! Bible tells us that everything God had made looks forward to the day when Jesus will come back and get rid of sin and death forever. God's people look forward to that day most of all. That's when they will live face to face with God, enjoying all the wonderful, special closeness with God that people can have...and it will never, ever end.

Bible Truth 2 Bible Verse: Psalm 14:2-3

The LORD looks down from heaven on the human race to see if there is one who is wise, one who seeks God. All have turned away; all alike have become corrupt. There is no one who does good, not even one.

Learn a Little: "All have turned away...There is no one who does good, not even one."

Meaning

The LORD is everywhere, all the time. He sees all people and knows what they are like, inside and out. And what does He see? It is very sad! God sees that not even one person seeks after Him. No one does good. Why? Because we are all children of Adam and Eve. We are born with sinful hearts that choose to disobey God. Thank God for sending Jesus! Thank God that He promises to save all who turn away from their sins and trust in Him as their Savior! He can save us, too. Ask Him to help you!

Bible Truth 2 ACTS Prayer

- A** We praise You, God, for being holy and just. You hate sin. You are fair in Your punishments for our sins against You and Your good laws.
- C** God, we know that every one of us have sinful hearts. We are no different from those people who sinned against You, long ago. We have all chosen to disobey You. We need a Savior!
- T** Thank You, God, for sending Jesus to save us when we should only get punishment for disobeying You. Thank You that You promise to forgive all who turn away from disobeying You and trust in Jesus as their own Savior.
- S** God, work in our hearts! Help us to turn away from disobeying You and trust in Jesus as our Savior. Help us to love You and live for You. Help us to tell others the good news of Jesus that they might be saved, too. In Jesus' name we pray, Amen.

Bible Truth 2 Story


The Case of the Sadness that Didn't Stop *Genesis 4,6-9*



Songs Used in Bible Truth 2

Big Question 6 (Unit) Bible Verse Song: Sin Came into the World Romans 5:12 ESV
Extra Big Question 6 (Unit) Bible Verse Song: Sin Came into the World Romans 5:12 ESV
Big Question 6 Hymn: Nothing But the Blood of Jesus, v.1
Big Question 6 Praise Song: I Will Sing of the Mercies
Bible Truth 2 Bible Verse Song: The LORD Looks Down Psalm 14:2-3, HCSB
Bible Truth 2 Extra Bible Verse Song: All We Like Sheep Isaiah 53:6, ESV
Bible Truth 2 Extra Bible Verse Song: For If by the Trespass Romans 5:17, NIV 1984

listen to or download songs for free at <https://praisefactory.org>: Deep Down Detectives Music page

1. GETTING STARTED

 = follow the stars for a short & simple lesson plan

<p>Intake Activity Ideas</p>	<p>Choose one of these open-ended activities to include children as they join the class:</p>	
<p>Free Play Time <i>suggestions in Appendix D</i></p>	<p> Offer your own or some of the easy-to-make, free play activities suggested in Appendix D.</p>	
<p>OR Sing-along Music Time <i>lyrics and sheet music, Appendix A</i> <i>listen to or download songs for free at https://praisefactory.org:Deep Down Detectives Music page</i></p>	<p>Music from Deep Down Detectives (DDD) ESV Songs 6: Big Q & A 6 Song Big Question 6 Song Big Question 6 (Unit) Bible Verse Song: Sin Came into the World Romans 5:12 ESV Extra Big Question 6 (Unit) Bible Verse Song: Sin Came into the World Romans 5:12 ESV Big Question 6 Hymn: Nothing But the Blood of Jesus, v.1 Big Question 6 Praise Song: I Will Sing of the Mercies Bible Truth 2 Bible Verse Song: The LORD Looks Down Psalm 14:2-3, HCSB Bible Truth 2 Extra Bible Verse Song: All We Like Sheep Isaiah 53:6, ESV Bible Truth 2 Extra Bible Verse Song: For If by the Trespass Romans 5:17, NIV 1984</p>	<p><i>DDD ESV Songs 6, track 12</i> <i>DDD ESV Songs 6, track 13</i> <i>DDD ESV Songs 6, track 14</i> <i>DDD ESV Songs 6, track 15</i> <i>DDD ESV Songs 6, track 16</i> <i>DDD ESV Songs 6, track 17</i> <i>DDD ESV Songs 6, track 20</i> <i>DDD ESV Songs 6, track 21</i> <i>DDD ESV Songs 6, track 22</i></p> <p><i>Add more fun to Sing-along Music Time by adding a Music, Movement & Memory Activity. These activities are listed on p.10 of this lesson plan with the Response Activities. Instructions found in Appendix B.</i></p>
<p>OR Bible Verse Memory Game <i>instructions found in Appendix B</i></p>	<p>Lesson 1 Game: Meet, Greet and Keep It Up Lesson 2 Game: Bean Bag Catch Lesson 3 Game: Animal Cube <i>These activities are also included on p.10 of this lesson plan with the Response Activities.</i></p>	
<p>2. OPENING CIRCLE TIME (introduce the Bible Truth and tell the related Bible story)</p>		
<p>Gathering the Children <i>lyrics and sheet music, Appendix A</i></p>	<p><i>Sing verse 1 of The Classroom Song to gather the children for Circle Time.</i></p> <p>The Classroom Song, verse 1 <i>DDD ESV Songs 6, track 1</i> Let's gather together to worship God, Let's gather together to worship God, Let's gather together to worship God,  Come gather here with me!</p>	
<p>Welcome to Deep Down Detectives</p>	<p>"Welcome to Deep Down Detectives. We're so glad you've joined us! Detectives are people who look for answers to questions. In Deep Down Detectives, we look for answers to big questions about God. We dig deep down in the truths of God's Word to find them."</p>	

2. OPENING CIRCLE TIME, continued



= follow the stars for a short & simple lesson plan

<p>Deep Down Detectives Theme Song</p> <p><i>Lyrics and sheet music, Appendix A</i></p>	<p>"Let's sing our Deep Down Detectives Theme Song."</p> <p>Deep Down Detectives Theme Song Deep Down Detectives Theme Song DDD ESV Songs 6, track 5</p> <p>We're Deep Down Detectives, diggin' deep in God's Word, For truths about God and His plans for this world, We're seeking to love Him, with all of our heart, We're Deep Down Detectives! Come on! Let's start!</p>
<p>Classroom Rules Song</p> <p><i>Lyrics and sheet music, Appendix A</i></p>	<p>There are two very important things that Deep Down Detectives do together: we worship God and we love one another. Our Classroom Rules Song reminds us how we should act. Let's sing it."</p> <p>Classroom Rules Song DDD ESV Songs 6, track 6</p> <p>Shh, be quiet while someone is talking, Raise your hand, if you have something to say, Don't touch your friend, sitting beside you, Obey your teachers, Be kind as you play. These are our classroom rules, These are our classroom rules, They help us worship God and love one another, These are our classroom rules.</p>
<p>Opening Prayer Time</p> <p><i>Lyrics and sheet music, Appendix A</i></p>	<p>"Children, we need God's help to keep these rules. Let's ask Him to help us right now. Let's get ready and pray."</p> <p>Let's Pray DDD ESV Songs 6, track 7</p> <p>1-2-3! Fold your hands, Bow your head, Close your eyes. Let's pray! (<i>repeat</i>)</p> <p>"Let's pray:"</p> <p>Opening Prayer </p> <p>Dear Lord, We're so glad to get to gather together to worship You! Please help us keep the classroom rules. Please help us to love You and learn about You today. In Jesus' name we pray. Amen.</p>

2. OPENING CIRCLE TIME, continued

★ = follow the stars for a short & simple lesson plan

Reveal the Big Question
Introduce the Big Question Box/Briefcase

lyrics and sheet music, Appendix A

“Detectives INVESTIGATE things. That means they ask questions and look for answers. Deep Down Detectives investigate big questions about God. The Big Question we are investigating today is right inside our Big Question Box/Briefcase.

The Big Question Box Song

DDD ESV Songs 6, track 8

We’ve got a big box,
All closed up and locked,
Filled with the truths of God’s Word.

We’ve got a brief case,
There’s no time to waste,
Come on, kids, let’s open it up!

The Big Question under Investigation

VISUAL AID take out



of BQB

Big Question & Answer Sign, front side

**found in the DDD Unit 6 Visual Aids, ESV Book*

Ok, who would like to open for me and pull out the Big Question?”

Choose a child to open the box/briefcase, take out the Big Question and hand it to you, then hold up the Big Question sign for all the children to see, and say:

★ The Big Question we are investigating today is Big Question Number 6:

How Did Bad Things Come to God’s Good World?

and the Answer is:

Bad Things Came through Sin!

Big Question Meaning

★ When God created the world in the beginning, He created all things good; but, now there are many bad and sad things in God’s good world. All these bad things came through sin when people disobeyed God. How good it is that God sent Jesus to be our Savior! He can forgive our sins and make us God’s people!

Big Question Songs ★ Let’s sing our Big Question Song:

Big Q & A 6 Song

lyrics and sheet music, Appendix A

Big Q & A 6 Song

DDD ESV Songs 6, track 12

(adapted version of “Frere Jacques?”)

How did bad things,
How did bad things,
Come to God’s good world?
Come to God’s good world?
Bad things came through sin,
Bad things came through sin,
That’s how bad things came,
That’s how bad things came.

2. OPENING CIRCLE TIME, continued



= follow the stars for a short & simple lesson plan

Learning about the Big Question (use one or both)



Repeat the Big Question and Answer again:

"How Did Bad Things Come to God's Good World? Bad Things Came through Sin!"

Say: "Hmmm, I wonder what that means... Let's do our action rhyme/sing our song that explains it."

Then do the action rhyme or sing the song using any of the optional motions suggested, if desired.

Big Question Action Rhyme

Big Question 6 Action Rhyme

(POSSIBLE ACTIONS)

Bad things are very sad,
They make us cry,
They make us mad!
Where do bad things come from?
Bad things come from sin!

Make a sad face
Rub fists near eyes, like crying
Make a mad face

Sin is saying "no" to God.
When we should always say "yes."
We're ALL sinners, so,
Let's say sorry to God,
And ask for His forgiveness:
"Sorry, God! Please forgive us!"

Shake head "no"
Nod head "yes"
Make prayer hands

Big Question (Action Rhyme) Song



Lyrics and sheet music, Appendix A

Big Question 6 Action Rhyme/ Song

DDD ESV Songs 6, track 13

(POSSIBLE ACTIONS)

Refrain:
Bad things, bad things,
How did bad things come to God's good world?
Bad things, bad things,
Bad things came through sin.

Verse 1
Sin is saying "no" to God,
When we should say, "Yes,"
Satan said "no" to God,
And so began the me-ee-me-ee-ess. *Refrain*

Shake head "no"
Nod head "yes"

Verse 2
Adam and Eve said "no" to God,
And so sin came to men,
It spread to all of God's good world,
And down to their children-ee-en-ee-en. *Refrain*

Shake head "no" and point up to God

Verse 3
We all deserve God's punishment,
Death is the wages of sin,
But there's eternal life through Jesus Christ,
For all who believe in Him-ee-im-ee-im. *Refrain*

Make sad face
Make cross with your index fingers

2. OPENING CIRCLE TIME, continued

★ = follow the stars for a short & simple lesson plan

Learning the Bible Truth

VISUAL AID take out



of BQB

VISUAL AID
All the Bible Truths Sign

★ "Bad things Came through Sin" is a good beginning, but there's so more to learn. So it's time for us to dig down even deeper for more answers to our Big Question about God. We're going to be learning **TWO** Bible truths about how sin came into the world and what happened when it did.

Who would like to hand me the picture with our two Bible truths on it? It's in the Big Question Box/Briefcase." Choose a child to get it and hand it to you, then hold it up and show them the pictures of the two truths they will be learning.
After everyone has had a good look, say..

Bible Truth Clue

VISUAL AID take out



of BQB

Bible Truth Clue Sign,
front side
VISUAL AID

"Ok, we've learned one truth about how sin came into the world. It was: "Bad Things Came through Sin... When Adam and Eve Chose to Disobey God." (point to pictures as you identify the Bible Truth). Now let's look at our Bible Truth Clue sign and see if we can figure the truth we will be learning about today. Who would like to get it out of the Big Question Briefcase for me?"

Choose a child to open the briefcase, take out the Bible Truth Clue sign and hand it to you. Hold up the front side for the children to see. Cover up the answer, written along the bottom, and say:

**"How Did Bad Things Come to God's Good World?
Bad Things Came through Sin...
When Sin Spread to the Whole ???? !"**

We're missing one word. Here's the hint to what the missing word is. It says: "What's another word for "Earth"? It rhymes with "curled."

Can you guess? It's "World."

So the Bible Truth we are learning today is:

(uncover answer from bottom of sign, show it to them and say:)

★ **"How Did Bad Things Come to God's Good World?
Bad Things Came through Sin...
When Sin Spread to the Whole WORLD!"**

And here is what this Bible Truth means: (read the meaning off of the back of the sign, say:)

Hint

Bible Truth Meaning

★ Everything God created was hurt by Adam and Eve's sin. The plants did not grow such good fruit. The animals had sicknesses. Adam and Eve's sin hurt all their children, too. They were born disobeyers with sinful hearts. They deserved God's punishment for their sins, just like their parents. They would suffer sicknesses and one day they would all die. What sadness Adam and Eve passed down to their children through their sin!

Guess who else are children from Adam and Eve's family? We are! That's why we get sick and one day will die. That's why we have sinful hearts that disobey God. And that's why we deserve for Him to punish our sins, too.

But God is so kind and merciful to us! He sent Jesus to save all who turn away from their sins and trust in Him as their Savior. God promises to forgive their sins and put His Holy Spirit in their hearts, so they can once more have closeness with God again, right here on earth.

That is good news, but the best is yet to come! Bible tells us that everything God had made looks forward to the day when Jesus will come back and get rid of sin and death forever. God's people look forward to that day most of all. That's when they will live face to face with God, enjoying all the wonderful, special closeness with God that people can have...and it will never, ever end.

2. OPENING CIRCLE TIME, continued

★ = follow the stars for a short & simple lesson plan

Learning the Bible Verse

"And how do I know this is true? God tells me so in His special book, the Bible."

The Bible Chant Song

Say or sing the Bible Chant Song.

DDD ESV Songs 6, track 9

lyrics and sheet music, Appendix A

The Bible Chant Song

The Bible, the Bible,
Let's get out the Bible.
Let's hear what God has to say.
The Bible, the Bible,
God's given us the Bible.
It's His Word for us to learn and obey! Yay!

Bible Verse

DDD 6.2 Bible Verse-front side (in the DDD Bible folder)

"Who would like to get our Bible folder out of the Big Question Briefcase for me?"

VISUAL AID Place verse in take out

Choose a child to open the briefcase, take out the "Bible" folder and hand it to you. Remove the Bible Verse Picture from the "Bible" folder and hold it up for all the children to see, then say:



Psalm 14:2-3 tells us:

*found in the DDD Unit 6 Visual Aids, ESV Book

★ **Psalm 14:2-3**

The LORD looks down from heaven on the human race to see if there is one who is wise, one who seeks God. All have turned away; all alike have become corrupt. There is no one who does good, not even one.

Learn a Little: "All have turned away...There is no one who does good, not even one."

Bible Verse Meaning

★ **What does that mean?**

The LORD is everywhere, all the time. He sees all people and knows what they are like, inside and out. And what does He see? It is very sad! God sees that not even one person seeks after Him. No one does good. Why? Because we are all children of Adam and Eve. We are born with sinful hearts that choose to disobey God. Thank God for sending Jesus! Thank God that He promises to save all who turn away from their sins and trust in Him as their Savior! He can save us, too. Ask Him to help you!

2. OPENING CIRCLE TIME, continued



= follow the stars for a short & simple lesson plan

**Bible Verse
Song**

*lyrics and sheet music,
Appendix A*

You might also enjoy:

*All We Like Sheep
Isaiah 53:6, ESV
DDD ESV Songs 6,
track 21*

*For If by the Trespass
Romans 5:17, NIV 1984
DDD ESV Songs 6,
track 22*

We've said our Bible verse, now let's sing it!

The LORD Looks Down: Psalm 14:2-3

DDD ESV Songs 6, track 20

The LORD looks down from heaven,
On the human race
To see if there is one who is wise,
One who seeks God.

But all have turned away;
All alike have become corrupt.
There is no one who does good,
No, not even one.
Psalm Fourteen, two and three.

2. OPENING CIRCLE TIME, continued

★ = follow the stars for a short & simple lesson plan

<p>Getting into the Case</p>	<p>"Now it's time to do a bit more deep down investigating. Let's see what Detective Dan wants us to help him figure out. Would someone like to get it out for me?"</p>
<p>Listening Assignments</p> <p>Place in  take out  of BQB</p>	<p>NOTE: Listening assignments are most suitable for ages 3+. Skip straight to the Bible story (see bottom of this page), if working with 2 year olds.</p> <p>"Let's open up our listening assignment and see what we are supposed to figure out today.</p> <p>Choose a child to take out the Listening Assignment (from the DDD Bible Folder) and hand it to you. Read Detective Dan's letter to the children that includes the listening assignment. The listening assignments are summarized below:</p>
<p>VISUAL AID</p> <p></p> <p>DDD Unit 6 Visual Aids, ESV</p>	<p>Detective Dan's Lesson #1 Listening Assignment:</p> <p>I need to find out:</p> <ol style="list-style-type: none"> 1. Where did the sadness come from? 2. Who did it spread to? Who would come to stop it one day?
<p>VISUAL AID</p> <p></p> <p>DDD Unit 6 Visual Aids, ESV</p>	<p>Detective Dan's Lesson #2 Listening Assignment:</p> <p>Our Bible Verse is Psalm 14:2-3:</p> <p>"The LORD looks down from heaven on the human race to see if there is one who is wise, one who seeks God. All have turned away; all alike have become corrupt. There is no one who does good, not even one."</p> <p>I need to find out:</p> <ol style="list-style-type: none"> 1. What did the LORD see in the hearts of people? 2. What did they deserve? How did He show His mercy to them?
<p>VISUAL AID</p> <p></p> <p>*Listening Assignment #3 includes the Assignment Sheet, plus 6 clue pictures*</p> <p>DDD Unit 6 Visual Aids, ESV</p>	<p>Detective Dan's Lesson #3 Listening Assignment:</p> <p>I found six clues, but only 4 of them are in the story. They are: a kangaroo; wood; a submarine; black, sticky tar; a surfboard; and, the wind. Hold each of them up for the children to see as you identify them.</p> <p>I need to figure out:</p> <ol style="list-style-type: none"> 1. Which four belong in our story? 2. Who thanked the LORD for rescuing him and his family?
<p>Tell the Bible Story ★</p> <p>Place story & pics in  take out  of BQB</p> <p>DDD Unit 6 Visual Aids, ESV</p> <p>Story text included in this book right after this lesson plan and in Visual Aids book</p>	<p>★ Then say, "Ok, Deep Down Detectives! Put on your best listening ears and see if you can hear the answers to Detective Dan's questions. When I finish telling the story, we will see if we can answer all the questions."</p> <p>★ Bible Story: The Case of the Sadness that Didn't Stop</p> <p>Psalm 14:2-3</p> <p>Read the Bible Truth story, putting up the storyboard pictures as you tell it. Then, have the children answer the listening assignment. Present the gospel and lead in prayer.</p> <p>*Answers to questions; the gospel; and, ACTS prayer are included with the story text.*</p>

Lesson Plan: Big Question 6, Bible Truth 2

use with all THREE lessons

2. OPENING CIRCLE TIME, continued

★ = follow the stars for a short & simple lesson plan

<p>Story Response Song(s)</p> <p>Hymn</p> <p><i>lyrics and sheet music, Appendix A</i></p>	<p><i>As attention span and time allow, you might want to end with one of the following songs which also tie in with the unit. If desired, use the Music and Movement activity ideas while singing (listed with the Response Activities).</i></p> <p>Nothing But the Blood <i>DDD ESV Songs 6, track 16</i></p> <p>Verse 1</p> <p>What can wash away my sin? Nothing but the blood of Jesus! What can make me whole again? Nothing but the blood of Jesus.</p> <p>Tie-in: "Children, we all disobey God and deserve His punishment, just like Adam and Eve did. But God sent Jesus to die on the cross to save everyone who says sorry to God and trusts Jesus as their Savior. Only Jesus' blood could take God's punishment for our sins. Thank God for sending Jesus!"</p>
--	--

<p>Praise Song</p> <p><i>lyrics and sheet music, Appendix A</i></p>	<p>Praise Song: I Will Sing of the Mercies <i>DDD ESV Songs 6, track 17</i></p> <p>Refrain: I will sing of the mercies of the Lord forever, I will sing, I will sing, I will sing of the mercies of the Lord forever, I will sing of the mercies of the Lord.</p> <p>With my mouth will I make known Thy faithfulness, Thy faithfulness, With my mouth will I make known Thy faithfulness to all generations. <i>Refrain</i></p> <p>Tie-in: "Children, we all disobey God and deserve His punishment. But God sent Jesus to forgive us when we turn away from our sins and trust in Jesus as our Savior. How merciful God has been to us! He is better to us than we deserve! That's what mercy is. Let's sing of God's mercies to us in sending Jesus to save us!"</p>
--	---






3. TAKING ACTION: Response Activities *(choose from among these activities)*

<p>Transition to Activities</p>	<p>★ Well, Deep Down Detectives, you've done a great job diggin' deep down for answers in the truths of God's Word. Now it's time to enjoy some activities."</p> <p><i>Tell children what activity/s you are providing for them: either free play or some of the response activities listed below. When you are ready to dismiss them, use this song to help the children transition in an orderly fashion to their next activity.</i></p>
<p>Classroom Song, verse 2</p> <p><i>lyrics and sheet music, Appendix A</i></p>	<p>"Children, let's sing our Time to Play Song. When we are finished you may get up and walk over to our next activity."</p> <p>Classroom Song, verse 2 <i>DDD ESV Songs 6, track 2</i></p> <p>We've gathered together to worship God, We've gathered together to worship God, And now it's time to play.</p> <p><i>Dismiss the children to whatever activities you have prepared for them to do.</i></p>

Lesson Plan: Big Question 6, Bible Truth 2

use with all THREE lessons

3. TAKING ACTION: Response Activities (choose from among these activities) ★ = short & simple lesson plan

<p>Response Activities</p>	<p>Choose one or more activities appropriate for your children, based on classroom time and developmental needs. Add the Discussion Sheet to any activity for deeper learning. ★</p>
<p>Bible Verse Memory Game</p> <p><i>game directions, Appendix B</i></p>	<p>Though listed with the opening activities, you may choose to use this Bible verse game here instead (or as a repeat).</p> <ul style="list-style-type: none"> • Lesson 1 Game: Meet, Greet and Keep It Up • Lesson 2 Game: Bean Bag Catch • Lesson 3 Game: Animal Cube <p>Use the Discussion Sheet with this activity for even deeper learning ★</p>  <p>Discussion Questions</p>
<p>Music, Movement & Memory Activity</p> <p><i>game directions, Appendix B</i></p>	<p>A music activity that uses the songs from the Bible Truth and Big Question unit.</p> <ul style="list-style-type: none"> • DDD Songs for this Bible Truth, plus: • Lesson 1 Activity: Jingle Bell Hands • Lesson 2 Activity: Big Voice, Little Voice • Lesson 3 Activity: Sing, Dance and Fall Down <p>Use the Discussion Sheet with this activity for even deeper learning ★</p>  <p>Discussion Questions</p>
<p>Bible Story Review Game</p> <p><i>game directions, Appendix B</i></p>	<p>A game that uses the storyboard pictures from the story to review the story.</p> <ul style="list-style-type: none"> • Lesson 1 Game: Can You Remember? • Lesson 2 Game: Clothespin Line Up and Drop • Lesson 3 Game: Deep Down Detectives Clue Hunt <p>Use the Discussion Sheet with this activity for even deeper learning ★</p>  <p>Discussion Questions</p>
<p>Coloring Pages/ Take Home Sheets</p> <p><i>in Appendix C</i></p> <p>★</p>	<p>A coloring page related to the lesson assignment question is provided for each lesson. On the back of each are the key concepts, a few questions and a song for parents to use with their children.</p> <p>NOTE: Upgrade your coloring sheet to a more interesting craft by offering simple embellishments, such as jiggly eyes, craft sand, glitter, glitter glue, colored paper dots (made with a hole punch), fabric scraps, etc. Make cut-to-size glued-on clothes, hair, etc for characters by using a copy of the coloring sheet, cutting out the selected portions and making them the patterns for whatever you want to cut out of fabric, paper, foil, etc.</p> <ul style="list-style-type: none"> • Lesson 1 Coloring Sheet Emphasis: Bible Truth • Lesson 2 Coloring Sheet Emphasis: Bible Verse • Lesson 3 Coloring Sheet Emphasis: ACTS Prayer <p>Use the Discussion Sheet with this activity for even deeper learning ★</p>  <p>Discussion Questions</p>
<p>Extra Crafts: Big Question Craft</p> <p><i>in Appendix C</i></p> <p>Bible Verse Craft</p> <p><i>in Appendix C</i></p> <p>Bible Story Puzzle</p> <p><i>in Appendix C</i></p>	<p>These crafts are slightly more complex than the coloring/take home sheets:</p> <p>The Bible Concept Go-and-Tell Craft is a craft that summarizes the Bible concept and includes the Bible verse is included for those desiring more than a coloring sheet. This more complex craft will involve gluing, sticking, etc. Can be used at any time.</p> <p>The Bible Story Coloring Sheet provides a tie in between the Bible story and the Bible truth they are learning.</p> <p>The Storyboard Picture Placement Page has been made into a puzzle that can be cut out and re-assembled by the children. This provides a nice summary of the story.</p> <p>Use the Discussion Sheet with these activities for even deeper learning ★</p>  <p>Discussion Questions</p>
<p>Free Play Activities ★</p> <p><i>ideas in Appendix D</i></p>	<p>Offer your own or some of the easy-to-make, free play activities suggested in Appendix D.</p>

4. CLOSING CIRCLE TIME *(End-of-session activities for the last 5-10 minutes of class time)*

 = short & simple lesson plan

<p>Transition to Closing Circle</p> <p>Classroom Song, verse 3</p> <p><i>lyrics and sheet music, Appendix A</i></p>	<p><i>Use this song to help the children transition in an orderly fashion. Start singing this song and ask the children to gather with you for Closing Circle Time.</i></p> <p>Classroom Song, verse 3 <i>DDD ESV Songs 6, track 3</i></p> <p>It's time to get ready to go and tell, It's time to get ready to go and tell, Come gather here with me.</p>
<p>Closing Circle Time</p> <p>Classroom Song, verse 4</p> <p><i>lyrics and sheet music, Appendix A</i></p>	<p><i>When children are settled in the circle, say:</i></p> <p>"It's almost time for your parents to come pick you up. And do you know what that means? It means.... (draw this out to build anticipation and excitement)...that it's almost time to go home and....it's almost time to...Go and Tell! We have learned some big news about God today. God wants us to take and tell it to the whole world!"</p> <p>Classroom Song, verse 4 <i>DDD ESV Songs 6, track 4</i></p> <p>So what's our big news to go and tell, So what's our big news to go and tell, Can you tell me now?</p>
<p>Big News to Tell</p> <p>Big Question 6</p> <p><i>VISUAL AID</i></p> <div style="border: 1px solid black; background-color: #90EE90; padding: 2px; display: inline-block;">#1</div> <p><i>*found in the DDD Unit 6 Visual Aids, ESV Book lyrics and sheet music, Appendix A</i></p> <p>Big Question 6, Bible Truth 2</p> <p><i>VISUAL AID</i></p> <div style="border: 1px solid black; background-color: #90EE90; padding: 2px; display: inline-block;">#3</div>	<p>"Let's see....there's so much big news to tell! There's so much we've learned!</p> <p>First of all, can you tell me the answer to our Big Question: "How Did Bad Things Come to God's Good World?" <i>Hold up the Bible Truth Clue Picture.</i></p> <p>Say the answer with me: "Bad Things Came through Sin!"</p> <p><i>(If desired, you can sing one/both of the Big Question songs.)</i> <i>DDD ESV Songs 6, tracks 12,13</i></p> <p>And what's one way He does this? What did we learn? <i>Point to the picture.</i></p> <p>Bad Things Came through Sin... When Sin Spread to the Whole World!"</p> <p>"And how do I know this is true? Can you tell me? Say it with me: "The Bible tells me so!"</p> <p>That's right!</p>
<p>Big Question 6 Bible Truth 2 Bible Verse</p> <p><i>VISUAL AID</i></p> <div style="border: 1px solid black; background-color: #90EE90; padding: 2px; display: inline-block;">#4</div> <p><i>*found in the DDD Unit 6 Visual Aids, ESV Book lyrics and sheet music, Appendix A</i></p>	<p>We learned: Psalm 14:2-3, HCSB:</p> <p>"The LORD looks down from heaven on the human race to see if there is one who is wise, one who seeks God. All have turned away; all alike have become corrupt. There is no one who does good, not even one."</p> <p>Learn a Little: "All have turned away...There is no one who does good, not even one."</p> <p>The LORD is everywhere, all the time. He sees all people and knows what they are like, inside and out. And what does He see? It is very sad! God sees that not even one person seeks after Him. No one does good. Why? Because we are all children of Adam and Eve. We are born with sinful hearts that choose to disobey God. Thank God for sending Jesus! Thank God that He promises to save all who turn away from their sins and trust in Him as their Savior! He can save us, too. Ask Him to help you!</p> <p><i>(If desired, you can sing the Bible verse song.)</i> <i>DDD ESV Songs 6, track 20</i></p>

4. CLOSING CIRCLE TIME, continued



= follow the stars for a short & simple lesson plan

<p>Closing ACTS Prayer Time</p> <p>ACTS Prayer Chant</p> <p><i>lyrics and sheet music, Appendix A</i></p>	<p><i>Let's ask God to help us to remember this and even tell others this good news. Let's get ready and pray our ACTS prayer.</i></p> <p><i>And what does ACTS mean? Let's sing/say our ACTS Prayer Chant!</i></p> <p>ACTS Prayer Chant Song <i>DDD ESV Songs 6, tracks 10,11</i></p> <p>A, Adoration, God, we praise You! C, Confession, Forgive us our sins. T, Thanksgiving, Thank You for Jesus, S, Supplication, Help us to live like Him.</p> <p style="text-align: right;">That's the ACTS prayer, my friend, Bow your head, Close your eyes, Shhh, Let's begin.</p>
<p>Closing ACTS Prayer</p>	<p>"Let's pray!"</p> <p><i>Lead the children in the ACTS prayer for this Bible Truth.</i></p> <p>A We praise You, God, for being holy and just. You hate sin. You are fair in Your punishments for our sins against You and Your good laws.</p> <p>C God, we know that every one of us have sinful hearts. We are no different from those people who sinned against You, long ago. We have all chosen to disobey You. We need a Savior!</p> <p>T Thank You, God, for sending Jesus to save us, when we should only get punishment for disobeying You. Thank You for promising to forgive all who turn away from disobeying You and trust in Jesus as their own Savior.</p> <p>S God, work in our hearts! Help us to turn away from disobeying You and trust in Jesus as our Savior. Help us to love You and live for You. Help us to tell others the good news of Jesus that they might be saved, too.</p> <p>In Jesus' name we pray, Amen.</p>
<p>5. TAKING IT HOME <i>(Take Home Sheet)</i></p>	
<p>Clean up and Dismissal </p>	<p>"Now it's time to work together and clean up." <i>Have the children join you in cleaning up the room.</i></p>
<p>Coloring Pages/ Take Home Sheets </p> <p><i>in Appendix C</i></p>	<p><i>Give out the craft/take home sheet and any other papers from the session, as you dismiss children from class.</i></p> <p><i>(Reminder: The back side of the coloring page is the take home sheet for each lesson.)</i></p>
<p>Bible Story to Take-Home</p> <p><i>in Appendix C</i></p>	<p>You may also want to include a copy of the story along with the take home sheet. (However, each coloring sheet/take home sheet includes a note to parents telling where they can download the story from the Parent Resources section on the website.</p>

The Case of the Sadness that Didn't Stop*Genesis 4,6-9***Story-telling Tips**

Ahead of time:

1. Read the Bible verses and story. Pray!
2. Choose story action cues and/or prepare storyboard figures, if using. (Included in Visual Aids book)
3. Practice telling story with the storyboard pictures, timing your presentation. Shorten, if necessary.

During your presentation:

1. Maintain as much eye contact as possible as you tell the story.
2. Put up storyboard figures/add story action cues as you tell the story. Allow the children to help you put them on the board, if desired.
3. Include the children in your story with a few questions about what they think will happen or words/concepts that might be new to them.
4. Watch the kids for signs that their attention span has been reached. Shorten, if necessary.

INTRODUCTION/ LISTENING ASSIGNMENTS

"Our story is called: The Case of the Sadness that Didn't Stop. Here is your listening assignment." Read from Detective Dan's Listening Assignment signs, but questions are summarized below:

Detective Dan's Lesson #1 Listening Assignment:

I need to find out:

1. **Where did the sadness come from?**
2. **Who did it spread to? Who would come to stop it one day?**

Detective Dan's Lesson #2 Listening Assignment:**Our Bible Verse is Psalm 14:2-3:**

"The LORD looks down from heaven on the human race to see if there is one who is wise, one who seeks God. All have turned away; all alike have become corrupt. There is no one who does good, not even one."

I need to find out:

1. **What did the LORD see in the hearts of people?**
2. **What did they deserve? How did He show His mercy to them?**

Detective Dan's Lesson #3 Listening Assignment:

I found six clues, but only 4 of them are in the story.

They are: a kangaroo; wood; a submarine; black, sticky tar; a surfboard; and, the wind.

Hold each of them up for the children to see as you identify them.

I need to figure out:

1. **Which four belong in our story?**
2. **Who thanked the LORD for rescuing him and his family?**

Read the assignment questions, THEN SAY,

"Ok, Deep Down Detectives! Put on your best listening ears and see if you can hear the answers to Detective Dan's questions. When I finish telling the story, we will see if we can answer all the questions."

Read the Bible Truth story, answer questions, present the gospel and lead in prayer.

Answers to questions; the gospel; and, ACTS prayer are included with the story text.

The Case of the Sadness that Didn't Stop*Genesis 4,6-9**Story with lines separating paragraphs (text in bold, optional interaction cues in italics)*

When Adam and Eve disobeyed God, it was a very, very sad day for the whole world. EVERYTHING that God created was hurt by their sin, in some way.

Animals that used to live happily together, now fought each other. Plants that used to grow delicious fruit, now were spoiled with sickness and weeds. But worst of all, was what happened to people. They no longer had the wonderful, special closeness with God they had before. They didn't always live happily together anymore. They became greedy and selfish. They didn't love others the way God made them to. And now, their bodies grew old, got sick, and died.

It would have been bad enough if Adam and Eve's sin had only hurt themselves and the world they lived in. But their sin didn't stop there. When sin came into the world, it would hurt everything for the rest of time. Now, ALL the animals, ALL the plants, and ALL the people who would ever live in God's good world, would know the badness and brokenness of sin. (Even you and me, and our world!) The whole world, for ALL of time, would never be like it was in the beginning, when God made it so perfectly good.

Not only did sin stay in the world, but it spread and grew worse with time. There was more and more badness, and sadness, and brokenness, especially in people. And after a while, the whole world was filled with people disobeying God and hurting each other. It was terrible!

There was SOMEONE who knew how terribly sin had hurt the world, more than anyone else. Can you guess who?

Can you guess?

It was the LORD. God could see how sin hurt every part of His good world, inside and out. And what saddened Him the most, was what He could see deep inside each person's heart.

There used to be beautiful love for God and people in their hearts. Now, that was broken. Now, there was sin and sadness in their hearts, instead.

The LORD is holy. He is purely good and oh, so great. He loves good and hates sin. He hurt to see all the terrible things that had happened to the beautiful world He had made.

God was so merciful and patient with people, giving them time to turn back to Him. Years and years, He waited, as sin grew and grew in His good world. But at last, it was time: God would judge the whole world. He would send a flood to do away with all who refused to turn away from disobeying Him. And with them, would go all the animals, birds, and creeping things on earth. Was this the end? Would there never be people or creatures to live in God's world again?

What do you think?

Story with lines separating paragraphs (text in bold, optional interaction cues in italics)

God would have been fair to do that. All people had chosen to disobey God. All had sinful hearts and lives. It is right for God to punish sin. He would not be good, if He did not hate it.

But God isn't ONLY fair and good. He is oh, so MERCIFUL, too. Mercy is a part of love. It is treating someone better than they deserve. That is exactly how God chose to treat sinful people. And He even had woven this mercy into His good plans, BEFORE He created the world. Amazing!

Yes! God's good plan for His creation would go on as He planned. He would be just, but merciful, too. He would save some of all the creatures. He would save one man and his family, too. This was the only man who turned away from his sin and turned to God to love Him and obey Him. Who was this man?

Do you know his name?

That one man was a man named Noah.

God told Noah His plan: "I am sending a flood to wipe out everything that lives on earth, because of how sinful everyone has become. But you and your family, I will save. I will also save some of every kind of creature, too," God promised him. "After the flood, I will give the earth a new beginning for these creatures and your family. You and your sons need to build a huge, wooden boat, "an ark," to fit everyone. Fill it with food for everyone to eat. Then, I will send the flood," God told Noah.

A huge flood? A big boat? Thousands of creatures to feed and care for? Could it really be? Who could IMAGINE such a thing! Who could BUILD such a thing! It would have been tempting to laugh and go on with life. It didn't look like rain. The sun came up in the morning and the moon and stars at night. A flood? Really? What would Noah do? Would he believe God and obey Him?

What do you think Noah did?

Noah would take God at His word! He lived by faith. Noah loved God and believed Him. He didn't have to be able to understand God's plans for them to be true. It was enough that GOD understood. God would help Noah do everything that needed to be done. Yes, Noah believed God and he would obey. Yes, he would build the huge boat. God was pleased with Noah's faith and accepted him.

Off to the forests, went Noah and his sons to get wood. Chop, chop, chop. Crash! So many trees were needed! Then, hammer, hammer, hammer, they worked, and worked, and worked until the whole boat was built. It was gigantic! Last of all, they mixed up big pots of black, sticky pitch. They slathered the hot goo all over the sides of the boat. This would keep the ark free of leaks.

People were curious about the big boat Noah was building. Noah warned them about the flood God was sending. "Stop disobeying God and living your own, sinful way! Turn back to God and His good ways! His punishment will soon come upon those who do not," Noah told them.

It took long time to build that big boat. Noah kept warning people to turn to God as he worked on it. God was giving these people more time to turn to Him. But did they?

What do you think?

In all that time, no one ever turned to God. No, not even one! How very sad!

Story with lines separating paragraphs (text in bold, optional interaction cues in italics)

At last, the boat was finished. Noah and his family loaded it with lots of supplies. There was food for them and for all the animals coming.

And come, those animals did! From the woods, and from the deserts. From the mountains, and the valleys. Out of their dens and nests, the animals came. A mother and father animal of every kind. And even more than two of some animals. The LORD, in His wonderful, mysterious way, had these special creatures leave their homes and travel to the boat. They all settled in the boat.

Then, last of all, Noah and his family went in the boat, too. When everyone was safe inside, the LORD, Himself, shut them in. Dark storm clouds gathered overhead, then the rain came pouring down.

Everything happened just as the LORD said it would. It rained for forty days and nights without stopping. And as it rained, the water rose higher and higher over the land. The birds, and land creatures, and all the people outside the ark were all swept away; but, inside, all were safe.

Then one day, the rain stopped. Noah and his family looked outside at the world, amazed. They had never seen anything like it! There were no trees, no animals, no people, no mountains, or land to be seen. Everywhere they looked there was only water. They were so thankful to be in the boat. They were so thankful that God had saved them!

God sent a big wind that swept down over the water to dry it up. "Whoosh! Whoosh! Whoosh!" went the wind, day and night. Slowly but surely, the wind dried up the flood waters.

At last, Noah and his family could see land sticking out of the water like little bumps. More and more water dried up and went away, uncovering the hills and valleys. At last, it was time to get off the boat.

God said to Noah, "Take your family and all the animals off the boat. It's time to begin life again on the earth. Have families and fill the earth, just like Adam and Eve, and the animals did, long ago."

Noah and his family obeyed God. How wonderful it was to get off that boat and stand on dry ground again!

What would they do first? Run around and stretch their legs? Start building a new home? Go find some fresh food? Simply sit down and enjoy the sunshine and the freedom of the open air? There were so many things they wanted to do! But Noah didn't do any of those things just yet. He knew there was something else he needed to do first. Can you guess what it was?

Can you guess?

The first thing Noah did was to give a worship gift of thanks to God. Oh, how much he and his family had to thank Him for! God had saved their lives and given them a new start!

God made a promise to Noah and his family that day: "Never again will I destroy the whole earth with a giant flood. I'm putting a rainbow up in the sky as a reminder to you and all people of My promise."

Story with lines separating paragraphs (text in bold, optional interaction cues in italics)

Then, Noah and his family began the work God gave them. They had families and began to fill the earth again. Surely, this time everything would be right! Surely this time, people would obey God as they should. Right?

What do you think?

WRONG! You see, though Noah was a good man who loved God, he and his family still had that same, terrible sin in their hearts, just like everyone else. It wouldn't be long before the world once more would become filled with people who would choose to disobey God and not turn from their sinfulness.

But, there wouldn't JUST be people who disobeyed God in the world. There would also be people, like Noah, who would fight against the sin in their hearts and put their trust in God. God would help them to turn away from sin and live for Him. God would help them to keep on trusting in the promised Savior to come. These were God's people, and He would save them.

And at just the right time, that Savior did come. It was Jesus, God's Son. He lived a perfect life. He never sinned. Then, He offered up that perfect life to God, as He suffered and died on the cross. He gave His life to pay for the sins of God's people. He made the way to bring us back to God. On the third day, Jesus rose from the dead, proving He had really beaten sin and death for God's people.

What an amazing plan! What amazing love! That God, in His mercy, would take the punishment for sin upon Himself to save all His people, from the beginning of time to the very end of time! Jesus can be our Savior, too, when we turn away from our sins and trust in Him as our Savior. This is how we can become God's people, too.

Cracking the Case: (story wrap-up for Listening Assignments)

It's time to see how we did with our Listening Assignment.

Detective Dan's Lesson 1 Listening Assignment:

1. Where did the sadness come from? It came from sin that came into the world when Adam and Eve disobeyed God.

2. Who did it spread to? Who would come to stop it one day? It spread to all people—all of Adam and Eve's children. God would send the Savior, Jesus, to stop it one day.

For You and Me:

We are all Adam and Eve's children, and that means that their sin has spread all the way down to us...and all the way into our hearts. We need a Savior, just like they did. Jesus can be our Savior, when we turn away from our sins and trust in Him as our Savior. Ask Him to help you! He loves to answer this prayer!

Detective Dan's Lesson 2 Listening Assignment:**Our Bible Verse is Psalm 14:2-3:**

"The LORD looks down from heaven on the human race to see if there is one who is wise, one who seeks God. All have turned away; all alike have become corrupt. There is no one who does good, not even one."

1. What did the LORD see in the hearts of people?

He saw that they were all sinners who had chosen to disobey Him.

2. What did they deserve? How did the LORD show His mercy to them? They all deserved His punishment. They all deserved to be separated from Him forever. God showed them mercy by warning them through Noah to turn away from disobeying Him. And in Noah's case, God forgave him and saved him when he turned away from his sins and trusted in the LORD.

For You and Me:

We are all Adam and Eve's children, and that means that their sin has spread all the way down to us...and all the way into our hearts. We need a Savior, just like they did. God has warned us of the punishment we deserve for our sins. But He also offers us to save us, when we turn away from our sins and trust in Jesus as our Savior. Ask God to help you! He loves to answer this prayer!

Detective Dan's Lesson 3 Listening Assignment:

Our six clues were: a kangaroo; wood; a submarine; black, sticky tar; a surfboard; and, the wind.

1. Which four belong in our story?

The kangaroo, wood, black, stick tar and the wind all belong.

2. Who praised the LORD for taking care of him, everywhere he went? Noah did.

For You and Me:

We have so much to thank the LORD for, too. He offers to save us from so much more than a flood. He offers to save us from the punishment we rightly deserve for disobeying Him. Yes, when we turn away from our sins and trust in Jesus as our Savior, God will forgive our sins. He will make us His dearly-loved people. We will get to have closeness with Him in our hearts now, through His Holy Spirit. And one day when we die, we will get to go to live with Him forever. That will be best of all!

The Gospel (story wrap-up if NOT using Listening Assignments)**Our Bible Truth is:****How Did Bad Things Come to God's Good World?****Bad Things Came Through Sin...****When Sin Spread to the Whole World!**

Adam and Eve's sin spread to the whole world. None of us love God or each other as He tells us to. None of us deserve anything but God's punishment for our sins. God was kind to send Noah to warn about His coming punishment and to save Noah and his family. Noah was right to trust in God and to tell others to turn from their sins and trust in God, also.

Noah looked forward in faith to the Savior God promised to send --Jesus! Jesus lived a perfect life and took the punishment for the sins of God's people when He suffered and died on the cross. On Day Three, He rose from the dead in victory. Now, all who turn away from their sins and trust in Jesus as their Savior can be forgiven and become God's people. Ask God to help you become one of His people, too. He love to do this!

Close in prayer.

Closing ACTS Prayer

- A** We praise You, God, for being holy and just. You hate sin. You are fair in Your punishments for our sins against You and Your good laws.
- C** God, we know that every one of us have sinful hearts. We are no different from those people who sinned against You, long ago. We have all chosen to disobey You. We need a Savior!
- T** Thank You, God, for sending Jesus to save us, when we should only get punishment for disobeying You. Thank You for promising to forgive all who turn away from disobeying You and trust in Jesus as their own Savior.
- S** God, work in our hearts! Help us to turn away from disobeying You and trust in Jesus as our Savior. Help us to love You and live for You. Help us to tell others the good news of Jesus that they might be saved, too. In Jesus' name we pray, Amen.

Go to Lesson Plan, p.9 for the script to the rest of the lesson.

Deep Down Discussion Sheet

use with all THREE lessons

Use with all response activities for deeper learning



P.1

Questions to aid discussion of the key concepts and for use in games

Be familiar with these questions and answers. Look for opportunities to ask questions and discuss their answers, such as while the children work on their coloring pages, as part of their response games, or during play time. Remember: your goal isn't to ask all these questions or only talk to the children about these things. It is to be deliberate in having good conversations with them, however much or little you have.

<p>BIG QUESTION</p> <p>Meaning</p> <p>Discussion Questions</p>	<p>How Did Bad Things Come to God's Good World? Bad Things Came through Sin!</p> <p>When God created the world in the beginning, He created all things good; but, now there are many bad and sad things in God's good world. All these bad things came through sin when people disobeyed God. How good it is that God sent Jesus to be our Savior! He can forgive our sins and make us God's people!</p> <p><i>choose a few</i></p> <ol style="list-style-type: none"> 1. What was the world like when God created it? <i>All things were created good.</i> 2. Did God's good world stay all good? <i>No. Now there are many bad and sad things in it, as well as good things.</i> 3. How did those bad things first come into God's good world? <i>They came through sin.</i> 4. Who disobeyed God? <i>People did.</i> 5. Who did God send to rescue us from our sins? <i>Jesus.</i> 6. What can Jesus do? <i>He can forgive us our sins and make us God's people.</i>
<p>BIBLE TRUTH</p> <p>Meaning</p> <p>Discussion Questions</p>	<p>Bad Things Came through Sin... When Sin Spread to the Whole World!</p> <p>Everything God created was hurt by Adam and Eve's sin. The plants did not grow such good fruit. The animals had sicknesses. Adam and Eve's sin hurt all their children, too. They were born disobeyers with sinful hearts. They deserved God's punishment for their sins, just like their parents. They would suffer sicknesses and one day they would all die. What sadness Adam and Eve passed down to their children through their sin! Guess who else are children from Adam and Eve's family? We are! That's why we get sick and one day will die. That's why we have sinful hearts that disobey God. And that's why we deserve for Him to punish our sins, too. But God is so kind and merciful to us! He sent Jesus to save all who turn away from their sins and trust in Him as their Savior. God promises to forgive their sins and put His Holy Spirit in their hearts, so they can once more have closeness with God again, right here on earth. That is good news, but the best is yet to come! Bible tells us that everything God had made looks forward to the day when Jesus will come back and get rid of sin and death forever. God's people look forward to that day most of all. That's when they will live face to face with God, enjoying all the wonderful, special closeness with God that people can have...and it will never, ever end.</p> <p><i>choose a few</i></p> <ol style="list-style-type: none"> 1. What was hurt by Adam and Eve's sin? <i>Everything God created.</i> 2. What did the ground stop growing? <i>Good fruit.</i> 3. What happened to the creatures? <i>They had sicknesses.</i> 4. What were Adam and Eve's children born with? <i>Sinful hearts, just like their parents.</i> 5. What bad things did Adam and Eve's children do? <i>They disobeyed God. They hurt and killed each other.</i> 6. Are we children of Adam and Eve? <i>Yes.</i> 7. Do we have sinful hearts, too? <i>Yes, we do.</i> 8. Who deserves God's punishment for their sins? <i>We all do.</i> 9. Who did God send to save us from our sins? <i>Jesus.</i> 10. What does God want us to do to be saved? <i>Turn away from our sins and trust in Jesus as our Savior.</i> 11. What does all creation look forward to? <i>The day when sin will be gone forever and God's people will all live with Him, face to face, perfectly happy forever.</i>

Deep Down Discussion Sheet

use with all THREE lessons

P.2

Questions to aid discussion of the key concepts and for use in games

<p>THE GOSPEL</p>	<p>What is God’s good news for you and me? <i>The gospel!</i> How did bad things come to God’s good world? <i>Bad things came through sin...when sin spread to the whole world. Yes, it is so. There is no way around the awful truth: we all have disobeyed God and we all deserve God’s punishment for our sins! God would have been perfectly fair to give us all His punishment, just as we deserved. But God is so rich in mercy, that even back in the very beginning, He promised to send a Savior to save us from their sins. And so He did! At just the right time, God sent His Son, Jesus to suffer and die on the cross and take the punishment for the sin of all turn away from their sins and trust in Him as our Savior. On the third day, Jesus rose from the dead, showing He really had beat sin and death for all who trust in Him. For all who do, God will forgive their sins and they will enjoy wonderful, special closeness with God as His special people, now and forever. That can be you and me, too! Ask God to help you trust in Jesus as your Savior! He loves to help us do this!</i></p>
<p>BIBLE TRUTH BIBLE VERSE</p> <p>Meaning</p> <p>Discussion Questions</p> <p><i>choose a few</i></p>	<p>“The LORD looks down from heaven on the human race to see if there is one who is wise, one who seeks God. All have turned away; all alike have become corrupt. There is no one who does good, not even one.” --Psalm 14: 2-3, HCSB</p> <p>Learn a Little: “All have turned away...There is no one who does good, not even one.”</p> <p>The LORD is everywhere, all the time. He sees all people and knows what they are like, inside and out. And what does He see? It is very sad! God sees that not even one person seeks after Him. No one does good. Why? Because we are all children of Adam and Eve. We are born with sinful hearts that choose to disobey God. Thank God for sending Jesus! Thank God that He promises to save all who turn away from their sins and trust in Him as their Savior! He can save us, too. Ask Him to help you!</p> <ol style="list-style-type: none"> 1. What does the LORD see when He looks down into all of our hearts? <i>That we are all sinners. All of us have turned away from Him and His good ways.</i> 2. Is there anyone who does good, like God made us in the beginning? <i>No, no one.</i> 3. Why are we all sinners? <i>Because we are all sons and daughters of Adam and Eve. We all have sinful hearts, just like theirs.</i> 4. What has God done to save sinful people? <i>He sent Jesus to be our Savior.</i> 5. How can we become God’s people? <i>We can ask God to help us to turn away from our sins and trust in Jesus as our Savior. He loves to answer these prayers!</i>
<p>BIBLE STORY</p> <p>Discussion Questions</p> <p><i>choose a few</i></p>	<p>The Case of the Sadness that Didn’t Stop</p> <ol style="list-style-type: none"> 1. Were just the first animals, plants and people hurt by Adam and Eve’s sin? <i>No. All the ones that came later were to.</i> 2. What were Adam and Eve’s children like? Did they love God? Did they love each other? <i>No, they did not. They disobeyed God and they hurt each other.</i> 3. Did people get better or did they get worse and worse? <i>They got worse and worse.</i> 4. What did God decide to send to get rid of all the bad people? <i>A flood of water.</i> 5. Who did God save from the flood? Why? <i>Noah, his family, and at least 2 of every creature. Because He is kind and faithful. He didn’t give up on His good plan for the world. He still would send Jesus to save people.</i> 6. What did Noah tell the people to do as he worked on his big boat? <i>He told them to say sorry to God for their sins.</i> 7. Did anyone turn away from their sins when they listened to Noah’s warnings? <i>No. Not even one.</i> 8. What did Noah do after the big flood was over? <i>He made a worship gift of thanks to God.</i> 9. Did people stop being bad after the flood? <i>No. Everyone still had sinful hearts. They still sinned.</i> 10. Who did God send to save sinful people who trust in Him? <i>Jesus.</i> 11. How can we be saved from our sins? <i>By turning away from our sins and trusting in Jesus as our Savior.</i>