

# **DEEP DOWN DETECTIVES**



**Visual Aids**

**Unit 5,**

**Bible Truth 2**

## About the Deep Down Detectives Visual Aids

### How Are They Used?



The Deep Down Detectives Visual Aids book is a companion resource to be used alongside the Deep Down Detectives Core Curriculum book for each unit. These colorful pictures are used in presenting the key concepts; telling the Bible stories; and, in playing the Bible Story Review games.


### What Do They Include?



**There are four different resources included in this book:**

- 1. Key Concept Visual Aids**-- colorful signs of the Big Question and Answer, the Bible Truth, the Bible verse, and the Listening Assignments to use with the 3 lessons for each Bible Truth.
- 2. The Story Scenes, themselves.** Notice that each scene is numbered and that there is a brief summary of the story that corresponds to the picture. You can actually just tell the story in a simple way by using only the text at the bottom of each Story Scene.
- 3. Directions** for making the Deep Down Detectives "Bible" Folder and the **back/front images** to paste in place when making it. (Larger back/front images are found online with the curriculum.)
- 4. Directions** for how to make a homemade flannelgraph storyboard and sturdy Story Scene pictures are found in the back of this book.

### Ready, Set, Rip It Out!



This book is meant to be ripped up and made into your visual aids. The key concept signs can be cut out and laminated or slipped into sheet protectors. The Story Scenes can be put in sheet protectors or laminated, too.

### Store It!



Deep Down Detectives is a curriculum that can be used over and over. Store your visual aids and storyboard pictures after using them and they will serve you for many years. We store ours in manilla envelopes and then put them (along with all the rest of the curriculum) in magazine files, labelled by Bible Truth. If you have multiple classes using the curriculum, store each set of resources in separate manilla envelopes. This will make prep much simpler, second time around.

### Replacement Story Scene Pictures



You can always purchase this book again or simply go online and print out any scenes that go missing.

### Other Options



You can also choose to tell the story in a more traditional flannelgraph way by using your own flannelgraph figures or by purchasing/free downloading the Storyboard Pictures (large and small format size available). This is more complex and requires more preparation, but some love it. And, it does allow for kids to interact more by helping to place pictures up on the board as you tell the story.

**Unit 5: God, the Good Creator**

**Unit Big Question (and Answer):** Can You Tell Me What God Made? God Made All Things Good!

**Unit Bible Verse:** “In the beginning, God created the heavens and the earth...God saw all that He had made, and it was very good.” Genesis 1:1,31

**Bible Truth 2 Concept: God Made All Things Good... God Made People in a Special Way**

When God made people, He made them good, just like everything else that He made. But God made them good in a special way—in a way that was DIFFERENT from everything else He created. God gave people a living spirit, a bit like His.

It is with this special spirit that all people—even you and I—can enjoy God in a way no other creature can. With our spirit we can look at what God made and see how wonderful He is. With our spirit we can know and love God, and go on knowing and loving Him forever and ever, because this spirit will never die. Everyone who turns away from their sins and trusts in Jesus as their Savior, gets to have special closeness with God in their spirit right now. And one day, they will go to live with Him, loving and knowing Him forever. What an amazing gift God gave us when He made us with a spirit!

**Bible Truth 2 Bible Verse: Genesis 1:26,27**

“Then God said, ‘Let us make man in our own image’... So God created man in his own image, in the image of God he created him; male and female he created them.”

**Learn a Little:** God created man in his own image... male and female he created them.”

**Meaning**

Man, male and female: those are all words for men and women, boys and girls. The Bible tells us that God made people in the beginning. He made them in His image. That means that they reflect Him in a very special way. Of all the earthly creatures, they alone were created with a spirit, like God’s Spirit, that can know and love God. God created people to be able to see God’s glory in everything He made. And, He created them to care for the world He created as caretakers under Him.

**Bible Truth 2 ACTS Prayer**

- A** We praise You, God, for being our Good Creator. You made people, in the beginning.
- C** God, You made people to know and love You with the spirit You gave them. But we all have disobeyed You. We have all chosen to not love You. We have lost the gift of knowing You. We need a Savior!
- T** Thank You, God, for all the wonderful things You made for us to enjoy, like the sun and stars, animals, flowers, snow, oceans, and people. Thank You most of all, for making us in Your image so we can know You and see how wonderful You are in everything we see around us.
- S** God, work in our hearts. Help us to turn away from disobeying You and trust in Jesus as our own Savior. Help us to know You and love You with the spirit You put inside us. Fill us with Your Holy Spirit, that we might live for You and enjoy You forever. In Jesus’ name we pray, Amen.

**Bible Truth 2 Story**

**The Case of the Clay Creation** *Genesis 1,2*

**Songs Used in Bible Truth 2**

Big Q & A 5 Song

Big Question 5 Song: Can You Tell Me What God Made?

Big Question 5 Bible Verse Song: God Saw All He Had Made Genesis 1:31, NIV 1984

Big Question 5 Hymn: All Things Bright and Beautiful, vs.1,2

Big Question 5 Praise Song: Days of Creation

Bible Truth 2 Bible Verse Song: Then God Said Genesis 1:26,27, NIV 1984

listen to or download songs for free at <https://praisefactory.org>: Deep Down Detectives Music page



**The Case of the Clay Creation**

*Nothing Genesis 1,2*



**Story-telling Tips**

Ahead of time:

1. Read the Bible verses and story. Pray!
2. Choose story action cues and/or prepare storyboard figures, if using. (Included in Visual Aids book)
3. Practice telling story with the storyboard pictures, timing your presentation. Shorten, if necessary.

During your presentation:

1. Maintain as much eye contact as possible as you tell the story.
2. Put up storyboard figures/add story action cues as you tell the story. Allow the children to help you put them on the board, if desired.
3. Include the children in your story with a few questions about what they think will happen or words/concepts that might be new to them.
4. Watch the kids for signs that their attention span has been reached. Shorten, if necessary.

**INTRODUCTION/ LISTENING ASSIGNMENTS**

**"Our story is called: The Case of the Clay Creation. Here is your listening assignment."** Read from Detective Dan's Listening Assignment signs, but questions are summarized below:

**Detective Dan's Lesson #1 Listening Assignment:**

I need to know:

- 1. Who was made out of clay?**
- 2. How did he come to life?**

**Detective Dan's Lesson #2 Listening Assignment:**

**Our Bible Verse is Genesis 1:26,27**

"Then God said, 'Let us make man in our own image...' So God created man in his own image, in the image of God he created him; male and female he created them."

I need to know:

- 1. How did God make man (people) in His own image?**
- 2. How did God make people in a way that was different from all the other earthly creatures?**

**Detective Dan's Lesson #3 Listening Assignment:**

I found six clues, but two of them are **NOT** in the story.

They are: a bunny; a horse; a doctor; a rib; a special heart; and, a magic hat.

*Hold each of them up for the children to see as you identify them.*

I need to know:

- 1. Which four belong in the story and which two don't?**
- 2. Who did God create with a special ability to praise Him, know Him and love Him?**

**Read the assignment questions, THEN SAY,**

"Ok, Deep Down Detectives! Put on your best listening ears and see if you can hear the answers to Detective Dan's questions. When I finish telling the story, we will see if we can answer all the questions."

*Read the Bible Truth story, answer questions, present the gospel and lead in prayer.*

*Answers to questions; the gospel; and, ACTS prayer are included with the story text.*

**The Case of the Clay Creation** *Genesis 1,2*

*Story with lines separating paragraphs (text in bold, optional interaction cues in italics)*

**What a lot happened in the first, six days of the world!**

**God made the heavens and the earth. He made light and darkness, sun, moon and stars. He made the seas filled with fish, the skies filled with soaring birds, and the land filled with every plant and animal you can think of. What a very busy place earth had become!**

---

**But someone was missing. Someone very special. Someone who was at the very center of all God's plan for the world. Do you know who it was?**

*Can you tell me?*

**Why, it was people, of course!**

---

**God's plan for the beautiful world He made would never be complete without people. THEY were whom He planned it for, that they might know and enjoy it, and Him, the God who made it all!**

**So, God made people. He took some of the clay dirt from the ground and He formed it into a man. Adam! Then, God breathed into Adam's nose the breath of life, and the man became alive.**

---

**Now, God made cats, and dogs, and kangaroos, and all the other animals, living creatures with bodies. He made all the birds, fish, and creepy-crawly creatures living creatures with bodies, too. That's why they could meow, and woof, and leap, and fly, and swim, and wriggle, right?**

**God made Adam a living creature in this way, too. He gave Adam a body that could jump, and run, and dance, and do so many other wonderful things.**

**But, God put something INSIDE Adam's body that made him alive in another, very special way. Alive in a way unlike any other creature. Alive in a way that made people (and only people) a bit like God, Himself.**

---

*Do you know what the something special God would put inside of people?*

**God made Adam with a living spirit: a special heart that could know and love God, and know and love other people. A special heart that could SEE the greatness and goodness of God in everything God had made. Can you guess how long this special spirit would live?**

*Can you guess?*

**Forever and ever! Yes, that's right! This spirit would never die, no matter what! This spirit God gave people was very special, indeed. It's how God made people in His image. God is spirit, and He gave people a spirit, too. This is what makes us a one-of-a-kind picture of God. And, it's why we can know and love God in a way no other creature on earth can.**

*Story with lines separating paragraphs (text in bold, optional interaction cues in italics)*

---

**So, when God made Adam, Adam opened his eyes, and he saw the beautiful things God had made, and he was AMAZED!**

**He was amazed at all the furry animals, the chirping birds, the buzzing insects, and the flopping fish. Amazed at the lovely, green trees with delicious fruit, and the wonderful smell of the colorful flowers. Amazed at the warm sun that shone brightly at day; and, the soft light of the moon and twinkling stars at night. What beautiful things God had made! And most amazing of all, was knowing God inside his special heart. Adam talked with God. He loved God and obeyed Him. And Adam was so very, very happy.**

---

**Adam was happy, but something wasn't quite right. He was all alone. He wanted another creature to live with him. So, God brought all the creatures to Adam to name them and let him see if one of these creatures was what he wanted. Animals like lions, dogs, monkeys, lizards, horses, and cats; bears, chickens, kangaroos, ladybugs, and many more, were paraded in front of him. They all came to Adam, and he named them all.**

---

**But one after one, Adam looked at them and shook his head. None of them was right to be a special someone for him. Did God forget something? Had He made a mistake?**

*What do you think?*

**No, God didn't make a mistake. He didn't forget anything. God knew Adam would long for someone else. God had even made Adam this way. God knew just exactly whom Adam needed, and He was about to give him that special creature.**

---

**God took Adam and put him into a very deep sleep. And while Adam was sleeping, God took a rib from Adam's side and formed it into a woman--Eve. God gave her the same, special heart that He had given Adam.**

**When Adam woke up, there the woman stood in front of him. Adam was so pleased! Here was just the right helper and friend for him! She was like him, yet different, too. They could love each other and love God together. They could talk together and share all the wonderful things God had created.**

---

**God gave the happy man and woman jobs made just for them: "Have a family and fill the earth with people," God commanded. "Take care of all the creatures. Rule over all the earth. Explore it and make it all into your home."**

**"Obey Me and love Me," God told them. "If you do, you will always have wonderful, special closeness together, with Me and with each other, and you shall live happy in this beautiful place forever," He told them.**

---

**How wonderful that first day together must have been for Adam and his wife, Eve! They could enjoy everything together: God's creation around them; the love they had for each other; and best of all, that wonderful, special closeness with God, deep in their hearts.**

**Cracking the Case:** (story wrap-up for Listening Assignments)

It's time to see how we did with our Listening Assignment.

**Detective Dan's Lesson #1 Listening Assignment:**

I need to know:

- 1. Who was made out of clay?** Man was.
- 2. How did he come to life?** God breathed breath into him. God also gave him a living spirit that would never die.

**For You and Me:**

People are God's most special creation. God created us with a spirit, so we can know Him, love Him, and enjoy Him. And, so we see and enjoy His goodness, as we enjoy and explore all of His creations. Sadly, we have all chosen to disobey God, since those perfect, first days when God created the world. We have broken what God made so perfectly. But God has made a way for us to come back to Him. How? By turning away from our sins and trusting in Jesus as our Savior. God will forgive our sins and make us His people. He will restore the friendship He made us to have with Him. Ask God to help you. He loves to answer this prayer.

**Detective Dan's Lesson #2 Listening Assignment:****Our Bible Verse is Genesis 1:26,27**

"Then God said, 'Let us make man in our own image'... So God created man in his own image, in the image of God he created him; male and female he created them."

I need to know:

- 1. How did God make man (people) in His own image?** He gave them a living spirit to know and love Him and each other. He made them able to see His goodness and beauty in all of His creations.
- 2. How did God make people in a way that was different from all the other earthly creatures?** None of the other creatures could know and love Him the same way because they did not have this special spirit.

**For You and Me:**

People are God's most special creation. God created them to know Him and love Him and enjoy Him. He created them with a special heart to know and love Him, and to see and enjoy His goodness as they lived in His creation. Sadly, we have all chosen to disobey God, since those perfect, first days when God created the

world. We have broken what God made so perfectly. But God has made a way for us to come back to Him. How? By turning away from our sins and trusting in Jesus as our Savior. God will forgive our sins and make us His people. He will restore the friendship He made us to have with Him. Ask God to help you. He loves to answer this prayer.

**Detective Dan's Lesson #3 Listening Assignment:**

I found six clues, but two of them are **NOT** in the story. They are: a bunny; a horse; a doctor; a rib; a special heart; and, a magic hat.

*Hold each of them up for the children to see as you identify them.*

I need to know:

- 1. Which four belong in the story and which two don't?** The bunny, the fish, the rib, and the special heart belong.
- 2. Who did God create with a special ability to praise Him, know Him and love Him?** People.

**For You and Me:**

People are God's most special creation. God created us with a spirit, so we can know Him, love Him, and enjoy Him. And, so we see and enjoy His goodness, as we enjoy and explore all of His creations. Sadly, we have all chosen to disobey God, since those perfect, first days when God created the world. We have broken what God made so perfectly. But God has made a way for us to come back to Him. How? By turning away from our sins and trusting in Jesus as our Savior. God will forgive our sins and make us His people. He will restore the friendship He made us to have with Him. Ask God to help you. He loves to answer this prayer.

**The Gospel** (story wrap-up if NOT using Listening Assignments)

**Our Bible Truth is:**

**Can You Tell Me What God Made?**

**God Made All Things Good..**

**God Made People in a Special Way!**

God made everything just right in the beginning. God gave people a heart to know and love Him and see how wonderful He is as they looked at all He made. How very, very sad it is that people chose to turn away from God and disobey Him and His good ways! When they did, their hearts changed. They did not love or know God in the same, wonderful way anymore. They deserved God's punishment for their sins. But God's plans were not broken, even by our sin!

Even from before the beginning, even when there was only a BIG NOTHING, God knew what would happen and He planned to save sinful people! And so, He did. At just the right time, God sent Jesus, His very own, dear Son, to suffer and die on the cross, taking their punishment for sins. On the third day, Jesus rose from the dead, showing He had beaten sin and death. Now, all who would turn away from their sins and trust in Jesus as their Savior, will be forgiven their sins. God will give them new hearts to know and love Him. And one day, when they die, they will get to live with Him. And that new place where they will live with Him will be even more wonderful than the beautiful heaven and earth God made in the beginning! We can live there with God, too, if we turn away from our sins and trust in Jesus as our Savior. Ask God to help you. He loves to answer this prayer.

*Close in prayer.*

### Closing ACTS Prayer

- A** We praise You, God, for being our Good Creator. You made people, in the beginning.
- C** God, You made people to know and love You with the spirit You gave them. But we all have disobeyed You. We have all chosen to not love You. We have lost the gift of knowing You. We need a Savior!
- T** Thank You, God, for all the wonderful things You made for us to enjoy, like the sun and stars, animals, flowers, snow, oceans, people, and everything else. Thank You most of all, for making us in Your image, so we can know You and see how wonderful You are in everything You have made.
- S** God, work in our hearts. Help us to turn away from disobeying You and trust in Jesus as our own Savior. Help us to know You and love You with the spirit You put inside us. Fill us with Your Holy Spirit, that we might live for You and enjoy You forever.

In Jesus' name we pray, Amen.

***Go to Lesson Plan, p.9 for the script to the rest of the lesson.***





# Can you tell me what God made?



VISUAL  
AID

take out

#1



of BQB

ANSWER: God made all things good!

## The Big Question

*Hold up the Big Question sign for all the children to see, and say:*

The Big Question we are investigating today is  
Big Question Number 5:

**Can You Tell Me What God Made?**  
and the Answer is:  
**God Made All Things Good!**

### Meaning:

Did you ever wonder where everything in this world came from? All of the plants, animals and insects...the fish and birds...the sun, moon, stars and planets...the tall mountains and the beautiful oceans...the people here around us and the angels up in heaven? Did they just get here on their own? No, they did not! God made them. And when God made them, He made them good—perfect and without sin. He made them just right for His good plan for the world.

What was God's good plan for the world? He planned for everything He made to show us what He's like so we could know delight in how wonderful He is.

Let's sing our Big Question Song: "

## Big Q & A 5 Song

*DDD NIV Songs 5, track 12*

*(adapted version of "London Bridge Is Falling Down")*


Can you tell me what God made?  
What God made, what God made?  
Can you tell me what God made?  
God made all things good!

# BIG QUESTION 5: Two truths about what the LORD made

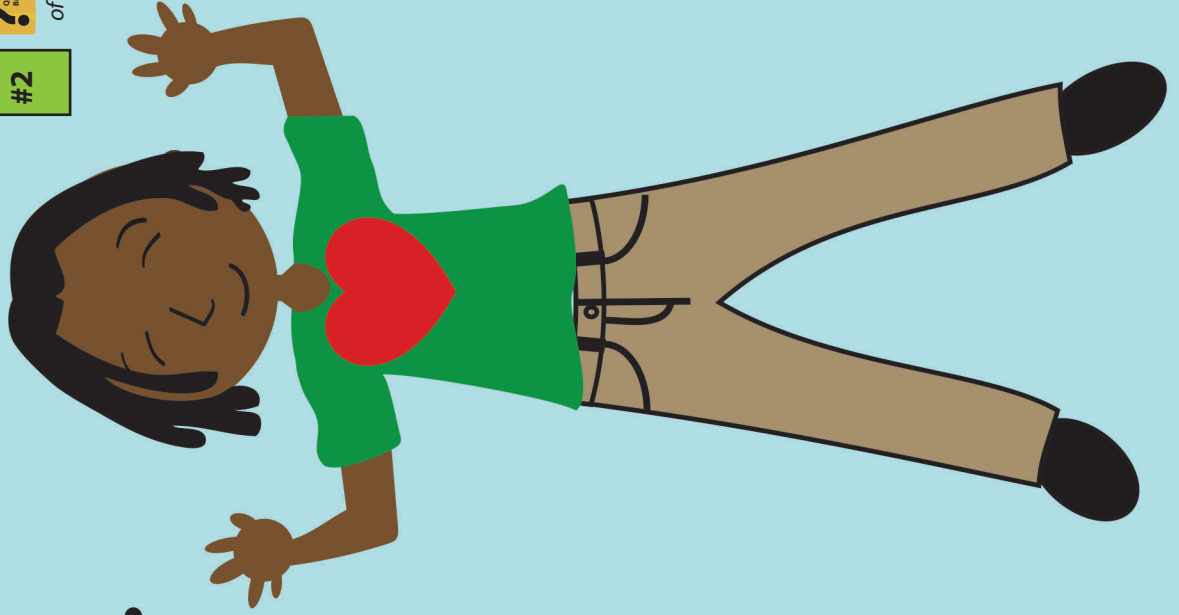
Visual Aid #2

take out  
Big Question  
Directions

1.



2.



## **This Unit's Bible Truths**

"God made all things good" is a good beginning, but there's so more to learn. So it's time for us to dig down even deeper for more answers to our Big Question about God. We're going to be learning TWO Bible truths that all tell us more about the good things that God made.

Who would like to hand me the picture with our four Bible truths on it? It's in the Big Question Box/Briefcase."

*Choose a child to get it and hand it to you, then hold it up and show them the pictures of the four truths they will be learning.*

*After everyone has had a good look say...*

"Ok, we've learned one truth about the LORD. It's this one: "He Made Everything Good in Heaven and Earth" (point to pictures as you identify each Bible Truth). Now let's look at our Bible Truth Clue sign and see if we can figure out which of these four truths we will be learning about today. Who would like to get it out of the Big Question Briefcase for me?"

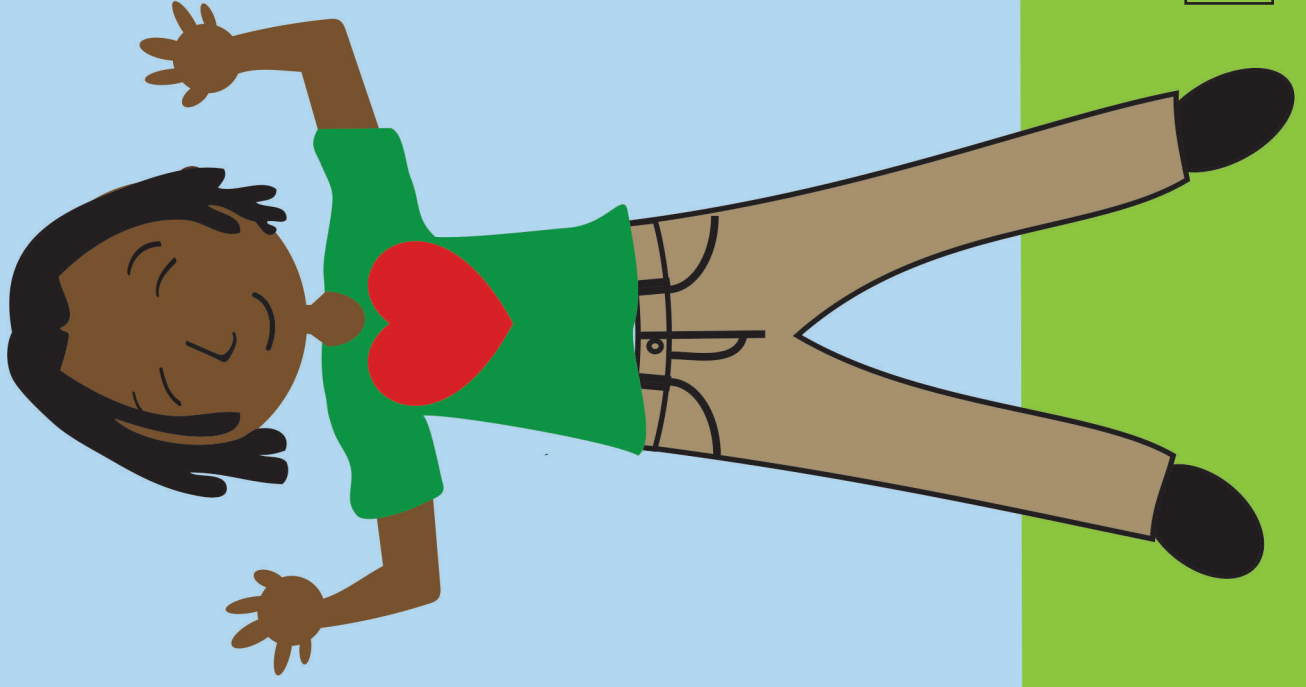
*Choose a child to open the briefcase, take out the Bible Truth Clue sign and hand it to you.*

CAN YOU GUESS BIBLE TRUTH 2?

Can You Tell Me What  
God Made?  
God Made All Things  
Good...

He made ???  
in a special way!

HINT: "What are we called?  
It starts with an "p"  
and it rhymes with "steeple."



ANSWER:  
He made PEOPLE in a special way!



# Revealing the Bible Truth

## We Are Learning

*Hold up the front side for the children to see. Cover up the answer, written along the bottom, and say:*

**“Can You Tell Me What God Made?  
God Made All Things Good!  
He Made ???? in a Special Way!”**

We’re missing one word. Here’s the hint to what the missing word is. It says: “What are we called? It starts with an “p” and it rhymes with “steeple.”

Can you guess? It’s “People.”

So the Bible Truth we are learning today is:

*(uncover answer from bottom of sign, show it to them and say:)*

**“Can You Tell Me What God Made?  
God Made All Things Good!  
He Made PEOPLE in a Special Way!”**

And here is what this Bible Truth means:  
*(read the meaning off of the back of the sign, say:)*

When God made people, He made them good, just like everything else that He made. But God made them good in a special way—in a way that was DIFFERENT from everything else He created. God gave people a living spirit, a bit like His.

It is with this special spirit that all people—even you and I—can enjoy God in a way no other creature can. With our spirit we can look at what God made and see how wonderful He is. With our spirit we can know and love God, and go on knowing and loving Him forever and ever, because this spirit will never die. Everyone who turns away from their sins and trusts in Jesus as their Savior, gets to have special closeness with God in their spirit right now. And one day, they will go to live with Him, loving and knowing Him forever. What an amazing gift God gave us when He made us with a spirit!



**“Then God said, ‘Let us make man in our own image.’...**

**So God created man in his own image,  
in the image of God he created him;  
male and female he created them.” Genesis 1:26,27**



Visual Aid #4  
Place verse in DDD Bible™  
take out ? of BQB

## Bible Truth 2 Bible Verse

*Remove the Bible Verse Picture from the "Bible" folder and hold it up for all the children to see, then say:*

Genesis 1:26,27, tells us:

### **Genesis 1:26,27**

"Then God said, 'Let us make man in our own image... So God created man in his own image, in the image of God he created him; male and female he created them.'"

### **What does that mean?**

Man, male and female: those are all words for men and women, boys and girls. The Bible tells us that God made people in the beginning. He made them in His image. That means that they reflect Him in a very special way. Of all the earthly creatures, they alone were created with a spirit, like God's Spirit, that can know and love God. God created people to be able to see God's glory in everything He made. And, He created them to care for the world He created as caretakers under Him.

"Now it's time to do a bit more deep down investigating. Let's see what Detective Dan wants us to help him figure out. Would someone like to get it out for me?"

"We've said our Bible verse, now let's sing it!"

"We've said our Bible verse, now let's sing it!"

## Then God Said:

### **Genesis 1:26,27**

*DDD NV Songs 5, track 21*

Then God said, "Let us make man,  
Let us make man in our own image."  
Then God said, "Let us make man,  
Let us make man in our own image."  
Male and female, He created them,  
Male and female, He created them.  
Then God said, "Let us make man,  
Let us make man in our own image."  
Let us make man in our own image."

"Now it's time to do a bit more deep down investigating. Let's see what Detective Dan wants us to help him figure out. Would someone like to get it out for me?"


take out



Place in



Visual Aid




# Detective Dan's Listening Assignment #1



# Detective Dan's

## Listening Assignment #1



Hi, Deep Down Detectives!

I'm working on a brand-new case called:

"The Case of the Clay Creation."

I need to find out:

1. Who was made out of clay?

AND

2. How did he come to life?

Can you help me? Listen carefully to the story and you might just hear the answers!

Thanks!

Detective Dan

***Then say,*** "Ok, Deep Down Detectives! Put on your best listening ears and see if you can hear the answers to Detective Dan's questions. When I finish telling the story, we will see if we can answer all of his questions."

*Read the Bible Truth story, putting up the storyboard pictures/using Simple Story Scenes as you tell it.*

*At the end of the story, repeat the questions and lead the children in answering them. Present the gospel and close in prayer.*

\*Answers to assignment questions, the gospel and ACTS prayer are also included at the end of the story text.\*

Answers:

**1. Who was made out of clay?** Man was.

**2. How did he come to life?** God breathed breath into him. God also gave him a living spirit that would never die.

**For You and Me:**

People are God's most special creation. God created us with a spirit, so we can know Him, love Him, and enjoy Him. And, so we see and enjoy His goodness, as we enjoy and explore all of His creations. Sadly, we have all chosen to disobey God, since those perfect, first days when God created the world. We have broken what God made so perfectly. But God has made a way for us to come back to Him. How? By turning away from our sins and trusting in Jesus as our Savior. God will forgive our sins and make us His people. He will restore the friendship He made us to have with Him. Ask God to help you. He loves to answer this prayer.



take out



Place in



Visual Aid



# Detective Dan's Listening Assignment #2



# Detective Dan's

## Listening Assignment #2



Hi, Deep Down Detectives!

I'm still working on the case called:

"The Case of the Clay Creation."

Our Bible verse is Genesis 1:26,27:

"Then God said, 'Let us make man in our own image.'... So God created man in his own image, in the image of God he created him; male and female he created them."

I need to find out:

1. How did God make man (people) in His own image?

AND

2. How did God make people in a way that was different from all the other earthly creatures?

Thanks for your help!

Detective Dan

**Then say,** "Ok, Deep Down Detectives! Put on your best listening ears and see if you can hear the answers to Detective Dan's questions. When I finish telling the story, we will see if we can answer all of his questions."

*Read the Bible Truth story, putting up the storyboard pictures/using Simple Story Scenes as you tell it. At the end of the story, repeat the questions and lead the children in answering them. Present the gospel and close in prayer.*

\*Answers to assignment questions, the gospel and ACTS prayer are also included at the end of the story text.\*

Answers:

**Our Bible Verse is: Genesis 1:26,27**

"Then God said, 'Let us make man in our own image.'... So God created man in his own image, in the image of God he created him; male and female he created them."

1. **How did God make man (people) in His own image?** He gave them a living spirit to know and love Him and each other. He made them able to see His goodness and beauty in all of His creations.

2. **How did God make people in a way that was different from all the other earthly creatures?** None of the other creatures could know and love Him the same way because they did not have this special spirit.

**For You and Me:**

He created people with a special heart to know and love Him, and to see and enjoy His goodness as they lived in His creation. Sadly, we have all chosen to disobey God, since those perfect, first days when God created the world. We have broken what God made so perfectly. But God has made a way for us to come back to Him. How? By turning away from our sins and trusting in Jesus as our Savior. God will forgive our sins and make us His people. He will restore the friendship He made us to have with Him. Ask God to help you. He loves to answer this prayer.




take out



Place in



Visual Aid



# Detective Dan's Listening Assignment #3



# Detective Dan's

## Listening Assignment #3



Hi, Deep Down Detectives!  
I'm still working on the case called:  
"The Case of the Clay Creation."

I found SIX clues, but TWO of them are NOT in the story.  
They are: a bunny; a horse; a doctor; a rib; a special  
heart; and, a magic hat.

*Hold up each of the six pictures for the children to see as you identify them. Better yet, put them up on your flannelgraph board, off to one side.*

**I need to know:**

1. Which four belong in the story and which two don't?
2. Who did God create with a special ability to praise Him, know Him and love Him?

Can you help me? Listen carefully to the story and you might just hear the answers!

Thanks!  
Detective Dan

**Then say,** "Ok, Deep Down Detectives! Put on your best listening ears and see if you can hear the answers to Detective Dan's questions. When I finish telling the story, we will see if we can answer all of his questions."

*Read the Bible Truth story, putting up the storyboard pictures/using Simple Story Scenes as you tell it. At the end of the story, repeat the questions and lead the children in answering them. Present the gospel and close in prayer.*

\*Answers to assignment questions, the gospel and ACTS prayer are also included at the end of the story text.\*

Answers:


1. Which four belong in the story and which two don't? The bunny, the fish, the rib, and the special heart belong. The doctor and the magic hat do not.
2. Who did God create with a special ability to praise Him, know Him and love Him? People.

**For You and Me:**

The people of Israel turned away from worshipping Baal and returned to praise the Lord after they saw Him sent fire down from heaven. He was the one, true God. There was no other god they should ever worship besides Him! There is no god we should worship other than the Lord, too. We can start to worship Him by turning away from our sins and trusting in Jesus as our Savior. Ask God to help you! He loves to answer these prayers!



A Horse



A Bunny

VISUAL  
AID  
#5C

Place in  
DDD  
Bible™

take out  
Big  
Question  
Briefcase  
of BQB

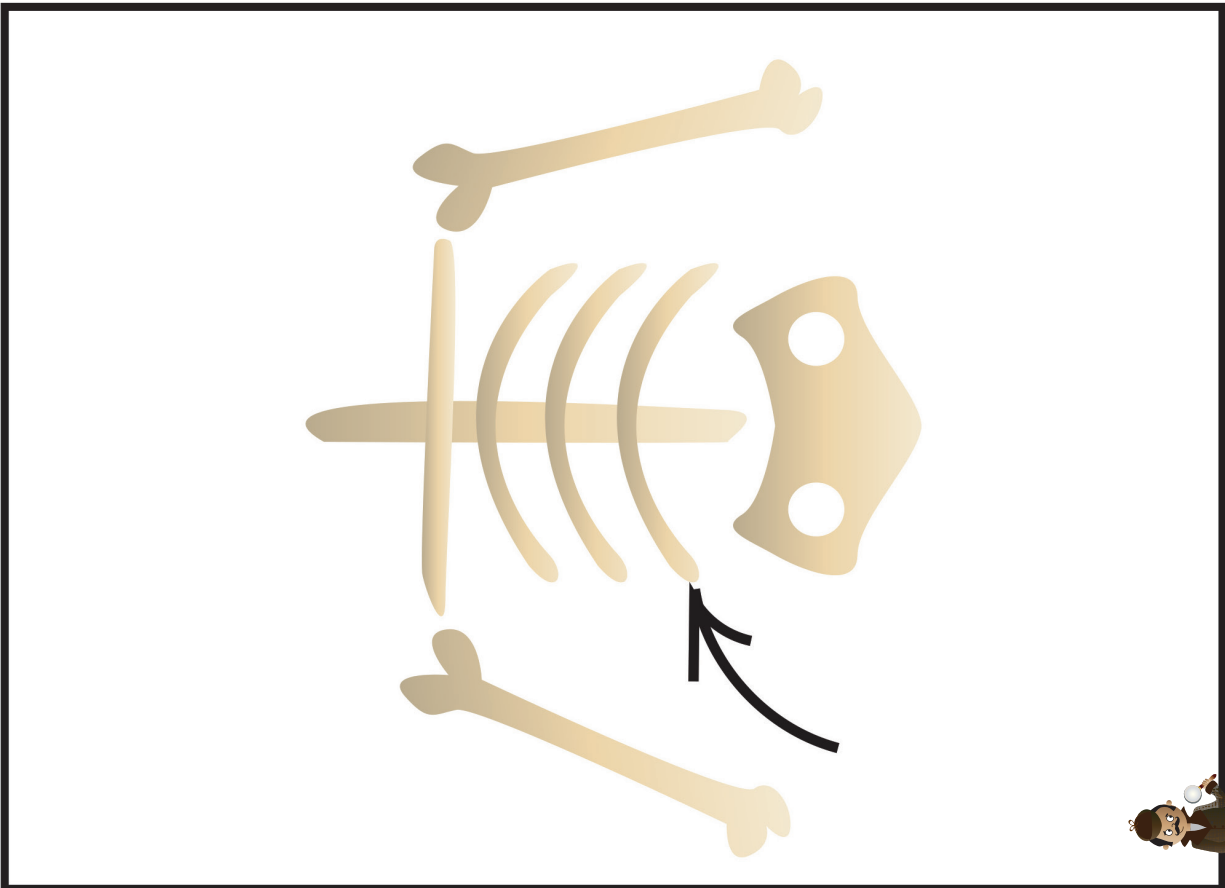
VISUAL  
AID  
#5C

Place in  
DDD  
Bible™


take out  
Big  
Question  
Briefcase  
of BQB

DDD 5.2 Lesson 3 Listening Assignment Clue Picture 2 for kids

DDD 5.2 Lesson 3 Listening Assignment Clue Picture 1 for kids



A Rib



A Doctor

VISUAL  
AID  
#5C

Place in  
DDD  
Bible™

take out  
Big  
Question  
Briefcase  
of BQB

VISUAL  
AID  
#5C


Place in  
DDD  
Bible™

take out  
Big  
Question  
Briefcase  
of BQB


DDD 5.2 Lesson 3 Listening Assignment Clue Picture 4 for kids

DDD 5.2 Lesson 3 Listening Assignment Clue Picture 3 for kids





A Magic Hat



A Special Heart

VISUAL  
AID  
#5C

Place in  
DDD  
Bible™

take out  
Big  
Question  
Briefcase  
of BQB

VISUAL  
AID  
#5C

Place in  
DDD  
Bible™

take out  
Big  
Question  
Briefcase  
of BQB

DDD 5.2 Lesson 3 Listening Assignment Clue Picture 6 for kids

DDD 5.2 Lesson 3 Listening Assignment Clue Picture 5 for kids