

DEEP DOWN DETECTIVES



Simple Story Scenes

Unit 1,

Bible Truth 3

Using Simple Story Scenes as a Curriculum

Introduce the Key Concept and Bible Verse

Simple Story Scenes give you the basics for the core of your lesson. You can use the overview sheet to introduce and explain the key concept and Bible verse.

Give the Case Assignment

Give the children a Detective Dan listening assignment. Two are provided. You can add a third using the ideas on the bonus, third take-home sheet, if desired. Each listening assignment, let's you teach the story with a different learning emphasis.

Show & Tell the Story

Hold up the pictures and tell the story from the story scenes. Alternatively, you can find in the and Pieces section for this unit at praisefactory.org, these same listening assignments and story scenes, gospel and ACTS prayer modified for view on a screen. Simply download them or open them online and show through your own monitor (tablet, big screen, whatever).

Solve the Case

Repeat Detective Dan's listening assignment question and discuss the answer.

Share the Gospel

Share the gospel tie-in with the kids.

Close in ACTS Prayer

Pray the ACTS prayer with the kids. If using the curriculum with older children, give them a chance to think up their own ACTS tie-ins to the story, using the one provided as cues/ideas for you.

Review Time

Give out the take-home sheet (there are three: two that correlates to the two Detective Dan assignments in the Story Scenes, and a bonus third one.) As the children are coloring, use the take-home sheet discussion questions or your own questions to further review and apply the key concepts, Bible verse, and story truths to the children.

Looking for more?

Online, in the Bits and Pieces section for this unit, you will find review games, crafts, storyboard flannelgraph figures, and audio and sheet music for all of the songs. There are also full lesson plans that offer more of a script and take this curriculum's possibilities to much more depth. Don't forget to tell the parents about the Parents Resources section where they can read through the Story scenes and download take homes with their kids.

UNIT 1: The God Who Reveals Himself

Unit Big Question (and Answer): “How Can I Know What God Is Like? He Shows Me What He’s Like!”

Unit Bible Verse: “He who forms the mountains, creates the wind, and reveals his thoughts to man...the LORD God Almighty is his name.” Amos 4:13

Bible Truth 3 Concept: God Shows Me What He’s Like...in the Bible, the perfect Word of God!

The Bible is God’s Word. God used many people to write down His Word just right. The Bible is filled with stories about God, His plans, and the wonderful things He has done for us. When we read the Bible, God shows us what He is like and fills our hearts with truth about Him. We see how great God is, how good God is, and how wonderful is His love for people like you and me!

Bible Truth 3 Bible Verse: Psalm 119:18,72-73

“Open my eyes that I may see wonderful things in your law... The law from your mouth is more precious to me than thousands of pieces of silver and gold. Your hands made me and formed me; give me understanding to learn your commands.”

Learn a Little: “Open my eyes that I may see wonderful things in your law.”

Meaning:

These Bible verses are a prayer for God to work in our hearts and minds when we hear His Word, the Bible. We need God’s help to understand His Word and to obey it. God loves to answer prayers like these. Ask Him! He can help you, too!

Bible Truth 3 ACTS Prayer

- A** We praise You, God, that You show us what You are like! We praise you for being the Giver of Your Word, the Bible.
- C** God, You show us in the Bible who You are and how You want us to live, but many times we don’t act like we want to know You. Many times we don’t obey Your good ways. We need a Savior!
- T** Thank You for wanting us to know You. Thank You for giving us the Bible to know You and Your good ways better.
- S** Work deep inside our hearts, so we can know more and more of You! Help us to know what You are like when we hear Your Word, the Bible. Help us to turn away from disobeying You and trust in Jesus as our Savior. In Jesus’ name we pray. Amen.

Bible Truth 3 Story**The Case of the Word on Wheels**

Acts 8

Songs Used in Bible Truth 3

Big Q & A 1 Song

Big Question 1 Song

Big Question 1 Bible Verse Song: The LORD Reveals His Thoughts to Man Amos 4:13

Big Question 1 Hymn: Joyful, Joyful, We Adore Thee

Big Question 1 Praise Song: Oh! Oh! Oh! How Good is the Lord

Bible Truth 3 Bible Verse Song: Open My Eyes Psalm 119:18,72-73

listen to or download songs for free at <https://praisefactory.org>: Deep Down Detectives Music page

For complete lesson plan, many activities, and take-home sheets, see the Core Curriculum book for this unit. This is available through Amazon as hard copies, or free downloads through the praisefactory.org website.



How can I know what God is like?



ANSWER:

He shows me what He's like!

VISUAL
AID

#1

take out



of BQB

The Big Question

*Hold up the Big Question sign for all the children to see,
and say:*

The Big Question we are investigating today is

Big Question Number 1:

How Can I Know What God Is Like?

and the Answer is:

He Shows Me What He's Like!

Meaning:

"God made us. He wants us to know what He is like so we can know Him, love Him, and praise Him.

God shows us what He is like by the heart He gave us to know and love Him; through all of His creations we see around us; through His Word, the Bible; and most of all, through His very own Son, Jesus Christ."

Let's sing our Big Question Song: "

Big Q & A I Song

DDDESV Songs 1, track 12

(adapted version of "This Is the Way We Wash Our Clothes")

How can I know what God is like,



God is like, God is like?

How can I know what God is like?


He shows me what He's like!

BIG QUESTION: Four ways God shows us what He's like

2.



4.



Visual
Aid



take out
of BQB

This Unit's Bible Truths

"God shows me what He's like" is a good beginning, but there's so more to learn. So it's time for us to dig down even deeper for more answers to our Big Question about God. We're going to be learning **FOUR** Bible truths that all tell us something about how God shows us what He's like.

Who would like to hand me the picture with our four Bible truths on it? It's in the Big Question Box/ Briefcase?" *Choose a child to get it out and hand it to you, then hold it up and show them the pictures with the four truths they will be learning.*

After everyone has had a good look, say...

"Ok, we've learned two ways God shows us what He's like already. They are: God shows me what He's like through the heart He gave me to know and love Him; God shows me what He's like in everything I see all around me (point to pictures as you identify each Bible Truth).

Now let's look at our Bible Truth Clue and see if we can figure out which of these four truths we will be learning about today. Who would like to get it out of the Big Question Briefcase for me?"

Choose a child to open the briefcase, take out the Bible Truth Clue and hand it to you.

CAN YOU GUESS BIBLE TRUTH 3?


How Can I Know What God Is Like?

He Shows Me What He's Like...

in the ???,

the perfect Word of God!

HINT: What's the name of the
book that is God's Word?



ANSWER:
in the BIBLE, the perfect Word of God!

Visual Aid

#3



of BQB

take out

Revealing the Bible Truth

We Are Learning

Hold up the front side for the children to see. Cover up the answer, written along the bottom, and say:

**“How Do I Know What God Is Like?
He Shows Me What He’s Like...
in the ????, the perfect Word of God!**

We’re missing one word. Here’s the hint to what the missing word is. It says: “What is the name of the book that is God’s Word?”

Can you guess? It’s the Bible!

So the Bible Truth we are learning today is:

(uncover answer from bottom of sign, show it to them and say:)

**“How Do I Know What God Is Like?
He Shows Me What He’s Like...
in the BIBLE, the perfect Word of God.”**

And here what this Bible Truth means:

(read the meaning off of the back of the sign, say:)

The Bible is God’s Word. God used many people to write down His Word just right. The Bible is filled with stories about God, His plans, and the wonderful things He has done for us. When we read the Bible, God shows us what He is like and fills our hearts with truth about Him. We see how great God is, how good God is, and how wonderful is His love for people like you and me!

Visual Aid #4

Place verse in



take out Big Question of BQB



“Open my eyes that I may see wonderful things in your law... The law from your mouth is more precious to me than thousands of pieces of silver and gold. Your hands made me and formed me; give me understanding to learn your commands.” Psalm 119:18,72-73

DDD 1.3 Bible Verse Picture--front

Bible Truth 3 Bible Verse

Remove the Bible Verse Picture from the "Bible" folder and hold it up for all the children to see, then say:

Psalm 119:18,72-73 tells us:

Psalm 119:18,72-73

"Open my eyes that I may see wonderful things in your law... The law from your mouth is more precious to me than thousands of pieces of silver and gold. Your hands made me and formed me; give me understanding to learn your commands."

Learn a Little: Open my eyes that I may see wonderful things in your law."

What does that mean?

These Bible verses are a prayer for God to work in our hearts and minds when we hear His Word, the Bible. We need God's help to understand His Word and to obey it. God loves to answer prayers like these. Ask Him! He can help you, too!

"Now it's time to do a bit more deep down investigating. Let's hear what Detective Dan wants us to help him figure out. Would someone like to get it out for me?"

We've said our Bible verse, now let's sing it!

"We've said our Bible verse, now let's sing it!"

Open My Eyes:

Psalm 119: 18,72-73

DDD NIV Songs 1, track 19

Open my eyes that I may see,
Wonderful things in your law.
Open my eyes that I may see,
Wonderful things in your law.

The law from your mouth is more precious to me
Than thousands of pieces of silver and gold.
Your hands, they made-me and formed me;
Give me understanding to learn your commands.

Open my eyes that I may see
Wonderful things in your law.
Open your eyes that I may see
Wonderful things in your law.
Psalm One-nineteen,
eighteen, seventy two and three.

"Now it's time to do a bit more deep down investigating. Let's hear what Detective Dan wants us to help him figure out. Would someone like to get it out for me?"

The Case of the Word on Wheels Acts 8



Detective Dan's Listening Assignment #1

1. Who was on wheels?
2. Whose word was he reading? What happened when he read it?



Detective Dan's Listening Assignment #2

Psalms 119:18, NIV

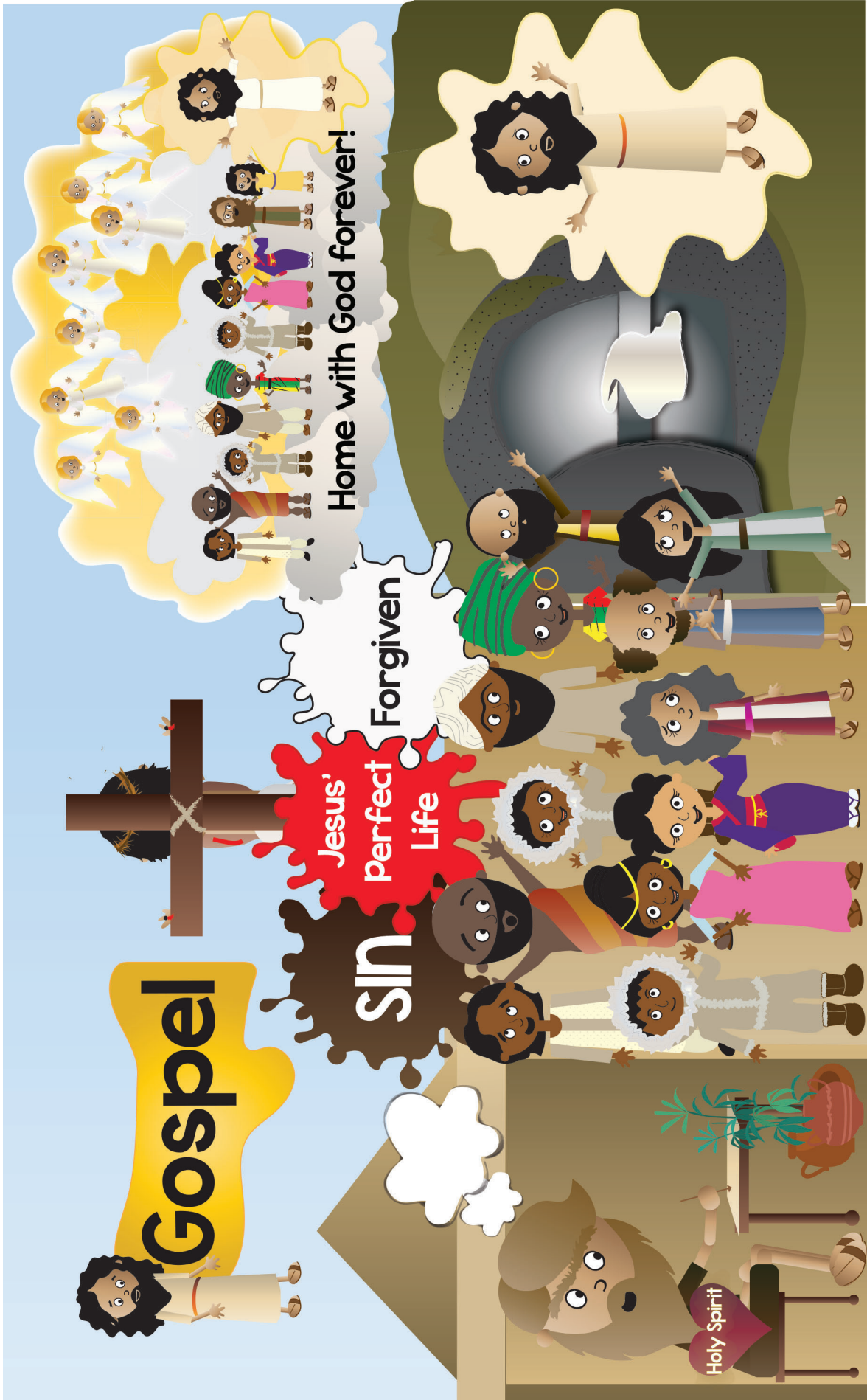
“Open my eyes that I may see wonderful things in your law.”

1. This Bible verse is a prayer for God to help us understand His Word. Who wanted to understand God's Word in our story?
2. Who helped him understand God's Word? What happened?

(more listening and discussion questions are included in the curriculum at praisefactory.org)

I. God used many godly people to write down His words in the Bible. They wrote down the great things God did for His people. They wrote down His plans and promises, too.

Best of all, they wrote down the gospel: the good news that Jesus came to pay for God's people's sins, so they could know God in their hearts now, and one day, go to live with Him in heaven forever.



1. God used many godly people to write down His words in the Bible. They wrote down the great things God did for His people. They wrote down His plans and promises, too. Best of all, they wrote down the gospel: the good news that Jesus came to pay for God's people's sins, so they could know God in their hearts now, and one day, go to live with Him in heaven forever.

2. Philip readd God's promises in the Bible. He was one of Jesus' twelve, closest friends.

For three years, Philip listened to Jesus teach from the Bible and watched the amazing things He did. Philip saw Jesus die on the cross, then rise from the dead in victory.

Philip put his trust in Jesus. He believed that Jesus was God's Son, the Savior God promised to send to save His people.



2. Philip read God's promises in the Bible. He was one of Jesus' twelve, closest friends. For three years, Philip listened to Jesus teach from the Bible and watched the amazing things He did. Philip saw Jesus die on the cross, then rise from the dead in victory. Philip put his trust in Jesus. He believed that Jesus was God's Son, the Savior God promised to send to save His people.

3. It had been God's good plan to send Jesus to be the Savior. Now it was time to share the good news with everyone.

**"Go into all the world and tell everyone what I've done," Jesus said.
"Teach them how they can become God's people," He told Philip and the others.**

So, that's what they did. They started by telling the good news of Jesus in Jerusalem, but they didn't stop there.



3. It had been God's good plan to send Jesus to be the Savior. Now it was time to share the good news with everyone. "Go into all the world and tell everyone what I've done," Jesus said. "Teach them how they can become God's people." He told Philip and the others. So, that's what they did. They started by telling the good news of Jesus in Jerusalem, but they didn't stop there.

4. Soon, many went to faraway places to share the gospel. Philip went to land called Samaria.



4. Soon, many went to faraway places to share the gospel. Philip went to land called Samaria.

5. One day, God sent an angel to give Philip a special job. “Philip, the Lord wants you to walk down the old road to Gaza.”

That was strange! Almost no one took that old road anymore; but, Philip obeyed God.

Soon, Philip saw a chariot with an important man in it: the Treasurer of Ethiopia. (He took care of all the money for Queen Candace.) And he was reading the Bible!



5. One day, God sent an angel to give Philip a special job. "Philip, the Lord wants you to walk down the old road to Gaza." That was strange! Almost no one took that old road anymore; but, Philip obeyed God. Soon, Philip saw a chariot with an important man in it: the Treasurer of Ethiopia. (He took care of all the money for Queen Candace.) And he was reading the Bible!

6. “Run up and talk to that man,” the Holy Spirit told Philip. Philip obeyed. As Philip got close, he heard the man reading one of God’s promises about Jesus.

“Do you understand what you are reading?” Philip asked.

“No, I don’t. Will you ride with me and explain it to me?” the man asked.

So, Philip climbed into the chariot and began to tell the man the good news of Jesus. And as Philip shared, the Holy Spirit worked in the man’s heart.



6. "Run up and talk to that man," the Holy Spirit told Philip. Philip obeyed. As Philip got close, he heard the man reading one of God's promises about Jesus. "Do you understand what you are reading?" Philip asked. "No, I don't. Will you ride with me and explain it to me?" the man asked. So, Philip climbed into the chariot and began to tell the man the good news of Jesus. And as Philip shared, the Holy Spirit worked in the man's heart.

7. The man heard the good news of Jesus, and he believed!

Right then and there, God changed that man's life. His sins were forgiven and the Holy Spirit filled his heart.

"Stop the chariot!" the man said as they passed a stream. "Here's water. Please baptize me! I choose to live a new life for God," the man said.

Philip and the man waded into the water and Philip baptized him.



7. The man heard the good news of Jesus, and he believed! Right then and there, God changed that man's life. His sins were forgiven and the Holy Spirit filled his heart. "Stop the chariot!" the man said as they passed a stream. "Here's water. Please baptize me! I choose to live a new life for God," the man said. Philip and the man waded into the water and Philip baptized him.

8. The Ethiopian man went rejoicing on his way in his chariot.

He knew the promises of God's Word and what they meant. He believed in Jesus and had become one of God's people. Now, he could go home to Africa and share the good news of Jesus with others there!




8. The Ethiopian man went rejoicing on his way in his chariot. He knew the promises of God's Word and what they meant. He believed in Jesus and had become one of God's people. Now he could go home to Africa and share the good news of Jesus with others there!

DDD 1.3 Story

The Case of the Word on Wheels Acts 8

SOLVED



Detective Dan's Listening Assignment #1

1. Who was on wheels?
The African man.
2. Whose word was he reading? What happened when he read it?
He was reading God's Word, the Bible. He didn't understand who the promises were about until God sent Phillip to help him understand. The Holy Spirit worked in his heart and he was saved.

For You and Me:
Like the African man, God has given us His Word, the Bible. We can read it and learn about God's promises about Jesus in it. We can ask our teachers and our parents to help us understand what we hear. We can ask God to send His Holy Spirit to work in our hearts and help us to trust in Jesus as our Savior.



Detective Dan's Listening Assignment #2

Psalms 119:18, NIV

"Open my eyes that I may see wonderful things in your law."


1. This Bible verse is a prayer for God to help us understand His Word. Who wanted to understand God's Word in our story?
The African man.
2. Who helped him understand God's Word? What happened?
Phillip and God's Holy Spirit. Phillip helped the man understand that these promises were about Jesus. The Holy Spirit worked in his heart and helped him trust in Jesus as his Savior.

For You and Me:
God wants us to understand His Word, too. He wants us to see how Jesus came and made all these promises come true. We can ask God to help us to understand His Word;

DDD 1.3 Story

How Can I Know What God Is Like?
He Shows Me What He's Like...
in the Bible, the perfect Word of God!

The Gospel



The man from Africa was so excited to hear about Jesus from God's Word, the Bible! He rejoiced to hear that God sent His Son, Jesus, to live a perfect life, and offer it as the full payment for the sins of God's people. Jesus did this as He suffered and died on the cross. On Day Three, Jesus rose from the dead, proving He had really beaten sin and death for God's people.

The African man turned away from his sins and trusted in Jesus as his Savior that day. He became one of God's people. This is how we can become one of God's people, too. And if we do, God will forgive our sins and we can know God in our hearts now. And one day, we will go to live with Him in heaven forever.

That will be best of all! Ask God to help you trust in Jesus.

He loves to do this.



DDD 1.3 Story

A Prayer

A We praise You, God, that You show us what You are like! We praise you for being the Giver of Your Word, the Bible.

C God, You show us in the Bible who You are and how You want us to live, but many times we don't act like we want to know You. Many times we don't obey Your good ways. We need a Savior!

T Thank You for wanting us to know You. Thank You for giving us the Bible to know You and Your good ways better.

S Work deep inside our hearts, so we can know more and more of You! Help us to know what You are like when we hear Your Word, the Bible. Help us to turn away from disobeying You and trust in Jesus as our Savior.

In Jesus' name we pray. Amen.



DDD 1.3 Story