

DEEP DOWN DETECTIVES



Visual Aids

Unit 1,

Bible Truth 2

About the Deep Down Detectives Visual Aids

How Are They Used?



The Deep Down Detectives Visual Aids book is a companion resource to be used alongside the Deep Down Detectives Core Curriculum book for each unit. These colorful pictures are used in presenting the key concepts; telling the Bible stories; and, in playing the Bible Story Review games.


What Do They Include?



There are four different resources included in this book:


- 1. Key Concept Visual Aids**-- colorful signs of the Big Question and Answer, the Bible Truth, the Bible verse, and the Listening Assignments to use with the 3 lessons for each Bible Truth.
- 2. The Story Scenes, themselves.** Notice that each scene is numbered and that there is a brief summary of the story that corresponds to the picture. You can actually just tell the story in a simple way by using only the text at the bottom of each Story Scene.
- 3. Directions** for making the Deep Down Detectives "Bible" Folder and the **back/front images** to paste in place when making it. (Larger back/front images are found online with the curriculum.)
- 4. Directions** for how to make a homemade flannelgraph storyboard and sturdy Story Scene pictures are found in the back of this book.

Ready, Set, Rip It Out!



This book is meant to be ripped up and made into your visual aids. The key concept signs can be cut out and laminated or slipped into sheet protectors. The Story Scenes can be put in sheet protectors or laminated, too.

Store It!



Deep Down Detectives is a curriculum that can be used over and over. Store your visual aids and storyboard pictures after using them and they will serve you for many years. We store ours in manilla envelopes and then put them (along with all the rest of the curriculum) in magazine files, labelled by Bible Truth. If you have multiple classes using the curriculum, store each set of resources in separate manilla envelopes. This will make prep much simpler, second time around.

Replacement Story Scene Pictures



You can always purchase this book again or simply go online and print out any scenes that go missing.

Other Options



You can also choose to tell the story in a more traditional flannelgraph way by using your own flannelgraph figures or by purchasing/free downloading the Storyboard Pictures (large and small format size available). This is more complex and requires more preparation, but some love it. And, it does allow for kids to interact more by helping to place pictures up on the board as you tell the story.

UNIT 1: The God Who Reveals Himself

Unit Big Question (and Answer): “How Can I Know What God Is Like? He Shows Me What He’s Like!”

Unit Bible Verse: “For behold, He who formed the mountains, creates the winds, and declares to man what is His thought. The LORD, the God of hosts, is His name.” Amos 4:13 ESV

Bible Truth 2 Concept: God Shows Me What He’s Like...in everything I see all around me!

God made everything. When we look at all the wonderful things He’s made, God shows us what He is like. I look at the mountains that God made, and I can see that God must be very powerful. I look at the big sky full of stars twinkling far away, and I know God must be very great. I look at the beautiful flowers He made, and I know God must love beautiful things. I look at a mother gently taking care of her children, and I see a little bit of God’s love and tenderness. Everything that God made tells me about Him.

Bible Truth 2 Bible Verse: Psalm 19:1-4, ESV

“The heavens declare the glory of God, and the sky above proclaims his handiwork. Day to day pours out speech, and night to night reveals knowledge. There is no speech, nor are there words, whose voice is not heard. Their voice goes out through all the earth, and their words to the end of the world.”

Learn a Little: “The heavens declare the glory of God.”

Meaning:

We look up at the heavens (the sky) and what do we see? Millions of stars twinkling softly above us at night; and, the glorious sun shining down on us all day long.

God made these great stars! God made this wonderful sun! They are the work of His hands; that is, He created them. Their brightness reminds us of how great and wonderful God is to make such great and wonderful things.

Every day and night, the sun, moon and stars tell us about God. They don’t speak to us with a voice with words like you and I use. God didn’t give them that gift. But they do tell us about Him. God made them so great and beautiful that everyone in the whole world can look up and be reminded of Him--the great and beautiful God who made them, and us, and all of the good things in the world around us.

Bible Truth 2 ACTS Prayer

- A** We praise you, God, that You show us what You are like! We look all around us at the wonderful things You have made and we see how wonderful You are!
- C** God, when we look at all the things You have made, we know that You are the great, One, True God. We know that we should obey You, but many times we don’t. Please forgive us through Jesus.
- T** Thank you for wanting us to know You. Thank You for all the beautiful things that You have made and all that they tell us about You!
- S** Work deep inside our hearts, so we can know more and more of You! Help us to think about You and know what You are like as we look at everything You’ve made. Help us to turn away from disobeying You and trust in Jesus as our Savior. In Jesus’ name we pray, Amen.

Bible Truth 2 Story**The Case of the Whispering World**

1 Samuel 17:1-11, 34-58; Psalm 19; Psalm 23

Songs Used in Bible Truth 2

Big Q & A 1 Song

Big Question 1 Song

Big Question 1 Bible Verse Song: The LORD Declares Amos 4:13, ESV

Extra Big Question 1 Bible Verse Song: He Who Declares His Thought Amos 4:13, ESV

Extra Big Question 1 Bible Verse Song: He Who Forms the Mountain Amos 4:13, ESV

Extra Big Question 1 (Unit) Bible Verse Song: Behold Amos 4:13, ESV

Extra Big Question 1 (Unit) Bible Verse Song: For Behold Amos 4:13, ESV

Big Question 1 Hymn: Joyful, Joyful, We Adore Thee

Big Question 1 Praise Song: Oh! Oh! Oh! How Good is the Lord

Bible Truth 2 Bible Verse Song: The Heavens Declare Psalm 19:1-4, ESV

Bible Truth 2 Extra Bible Verse Song: O LORD, Our Lord Psalm 8:1,3-4, ESV

listen to or download songs for free at <https://praisefactory.org>: Deep Down Detectives Music page

For complete lesson plan, many activities, and take-home sheets, see the Core Curriculum book for this unit. This is available through Amazon as hard copies, or free downloads through the praisefactory.org website.

The Case of the Whispering World

Acts 14



Story-telling Tips

Ahead of time:

1. Read the Bible verses and story. Pray!
2. Choose story action cues and/or prepare Story Scenes, if using. (Included in the Visual Aids books)
3. Practice telling story with the Story Scenes, timing your presentation. Shorten, if necessary.

During your presentation:

1. Maintain as much eye contact as possible as you tell the story.
2. Put up Story Scenes/add story action cues as you tell the story. Allow the children to help you put them on the board, if desired.
3. Include the children in your story with a few questions about what they think will happen or words/concepts that might be new to them.

INTRODUCTION/ LISTENING ASSIGNMENTS

“Our story is called: The Case of the Whispering World. Here is your listening assignment... ” Read from Detective Dan’s Listening Assignment signs, but questions are summarized below:

Detective Dan’s Lesson #1 Listening Assignment:

I need to know:

- 1. Who is the great Creator that the world whispers to us about?**
- 2. Who did Paul tell about this great Creator? What did he hope they would do?**

Detective Dan’s Lesson #2 Listening Assignment:

Our Bible Verse is Psalm 19:1-4:

“The heavens declare the glory of God, and the sky above proclaims his handiwork. Day to day pours out speech, and night to night reveals knowledge. There is no speech, nor are there words, whose voice is not heard. Their voice goes out through all the earth, and their words to the end of the world.”

I need to know:

- 1. Who did Paul want to learn about God by looking at the sky and everything else that God had made?**
- 2. What did he want those people to know and do?**

Detective Dan’s Lesson #3 Listening Assignment:

I found six clues, but two of them are **NOT** in the story.

They are: some enemies; a lame man; a hat; food; birds; and an umbrella.

Hold up each of them for the children to see as you identify them.

I need to know:

- 1. Which four belong in the story and which two don’t?**
- 2. Who confessed their sins to God? What happened?**

Read the assignment questions, THEN SAY,

“Ok, Deep Down Detectives! Put on your best listening ears and see if you can hear the answers to Detective Dan’s questions. When I finish telling the story, we will see if we can answer all the questions.”

Read the Bible Truth story, answer questions, present the gospel and lead in prayer.

Listening Assignments answers; the gospel; and, an ACTS prayer are included with the story text at the end.

The Case of the Whispering World *Acts 14*

Story with lines separating paragraphs (text in bold, optional interaction cues in italics)

Paul and Barnabas were two men who loved Jesus. They lived their lives to please Him. They trusted Him as their Savior.

Hold up two fingers for Paul and Barnabas.

Paul and Barnabas knew that all people were sinners who needed a Savior, so they set out walk, walk, walking to tell new people in new places how Jesus could be their Savior, too.

Walk in place.

One day, Paul and Barnabas came to the town of Lystra. Nobody in Lystra had ever heard of Jesus. They only believed in fake gods. So Paul and Barnabas began telling everyone the good news of Jesus. Many people were curious. Soon a crowd had (SB6) gathered around Paul and Barnabas, eager to hear what they had to say.

One man in the crowd lay on a mat. He wasn't lying down because he was tired. He was lying down because he was lame. He was born with legs that didn't work. He had never walked in his whole life! Can you imagine that?

Sit down on the ground and hold your legs very still as if your legs didn't work.

Now maybe that man's legs didn't work as he lay on his mat, but his ears certainly did! As he listened to Paul, the Holy Spirit began to work in his heart... and he began to believe in Jesus!

Paul looked at the man on the mat, and he could see what was happening. Paul was so excited!

Then God used Paul to give that lame man yet another gift: the gift of walking! Paul looked at the man and in a loud voice said, "In the name of Jesus, stand up and walk!"

The man believed in Jesus and obeyed Paul. He sprang up and began walking all around for the first time in his life! God had healed his legs! Yay!

Spring up to your feet and walk in place.

The crowd of people was amazed!

Can you make a surprised face?

Yes, the crowd was amazed, but they didn't understand that it was Jesus who healed the man's legs. They thought Paul and Barnabas had healed the man! They even thought Paul and Barnabas were two of their fake gods, Zeus and Hermes, come to visit them!

"Let's have a worship party for these two gods," the people of Lystra decided. "Make leafy, green crowns to put on their heads! Bring big, fat bulls to give them as worship gifts!" they shouted.

Can you make a crown shape on the top of your head with your hands? Can you make bull's horns on your head?

Story with lines separating paragraphs (text in bold, optional interaction cues in italics)

Oh, no! What would Paul and Barnabas do now? This wasn't at all what they wanted the people of Lystra to do! They wanted them to worship Jesus, not them!

"No! No!" Don't worship us!" Paul told them. "We aren't gods. We are only men."

"There is only one living God," Paul said. "Look at everything all around you! He's the one who made the earth and the sky, and the sea, and everything in them. Yes, He made it all! He's the good God who gives you the rain that makes your crops grow so you have food. He's the One who gives you joy in your heart, too. All these good gifts are from Him!

He shows you who He is and what He's like in all the things He has made and all that He has give you. Now He has done something even more marvelous than all of this! He has sent His Son, Jesus to live a perfect life and die on the cross to save you from your sins. On the third day He rose from the dead in victory. He wants you to turn away from your fake gods and worship Him. He wants you to know Him and become His people!" Paul told them.

"So please, don't worship us!" Paul begged. "We only men, come to tell you about the Savior Jesus. Worship Him! Trust in Him! He is God, not us!"

Just then, some people from another town joined the crowd. These people hated Paul and what he said about Jesus. They said bad things about Paul and made the other people mad at Paul, too. Now the crowd didn't want to worship Paul. Now they wanted to kill him!

Make a mad face.

People picked up stones and threw them at Paul until he fell over! Oh, how the stones hurt his body!

Then they dragged Paul out of the city and left him for dead! They wanted nothing to do with Paul or his God!

Shake head "no."

This was terrible! Had no one heard and believed Paul's message about Jesus? Had everyone turned against Paul and Barnabas?

No, not everyone had gone along with Paul's enemies. There were some people in the crowd who had believed Paul's message about God--like the man with the healed legs.

Yes, these people could see this one, true God in all the things He had made and given them. They believed that Jesus was God's Son, sent to save them. They turned away from wanting to disobey God and trusted Jesus as their Savior...and God forgave them and saved them! Yay!

Let's jump up and down and shout "Yay" for these new believers God saved!

Story with lines separating paragraphs (text in bold, optional interaction cues in italics)

When the angry people had gone away, these new believers went up to Paul. Was he dead? He lay so very, very still.

But, no! Paul wasn't dead! He was still alive! The people helped up Paul and carried him home. There, they took care of Barnabas and him all night long.

How would you help someone who is badly hurt?

The next morning, Paul and Barnabas left Lystra to go walk, walk, walking to other places to tell more people in more places about Jesus.

How Paul must have hurt as he limped along the road! But how happy Barnabas and he were! For back in Lystra, they knew there was a new, little group of believers gathering together to worship the one, true God. They would keep on believing in Jesus. They would keep on telling others about Him--the great Creator who had made the whole world and had given them so many good gifts. And who now offered them the best gift of all-- forgiveness for their sins and closeness with Him forever. A gift for all who would turn away from their sins and trust in Jesus as their Savior.

Cracking the Case: (story wrap-up for Listening Assignments)

It's time to see how we did with our Listening Assignment.

Detective Dan's Lesson #1 Listening Assignment:

I need to know:

- 1. Who is the great Creator that the world whispers to us about?** The LORD, the one, true God.
- 2. Who did Paul tell about this great Creator? What did he hope they would do?** Paul told the people of Lystra about Him. He hoped that they would turn away from their sins and trust in Jesus as their Savior.

For You and Me:

Like the people of Lystra, we can look around us and learn about The LORD, the one, true God who made everything. We can see how good and great He is. And, like the people of Lystra, the best thing we can do is to turn away from our sins and trust in Jesus as our Savior. Then we can be His people who know Him and His wonderful love for us!

Detective Dan's Lesson #2 Listening Assignment:**Our Bible Verse is Psalm 19:1-4:**

"The heavens declare the glory of God, and the sky above proclaims his handiwork. Day to day pours out speech, and night to night reveals knowledge. There is no speech, nor are there words, whose voice is not heard. Their voice goes out through all the earth, and their words to the end of the world."

I need to know:

- 1. Who did Paul want to learn about God by looking at the sky and everything else that God had made?** The people of Lystra.
- 2. What did he want those people to know and do?** Paul wanted them to turn away from their sins and trust in Jesus as their Savior so they could be saved and be God's dearly loved people forever.

For You and Me:

Like the people of Lystra, we can look around us and see what God is like. How good He has been to us! How many ways He has cared for us and given us good things to enjoy. Best of all, He's told us the good news of Jesus. Like the people of Lystra, He wants us to turn away from our sins and trust in Jesus as our Savior. Then we can be His people who know Him and His wonderful love for us!

Detective Dan's Lesson #3 Listening Assignment:

I found six clues, but two of them are **NOT** in the story. They are: some enemies; a lame man; a hat; food; birds; and an umbrella.

Hold up each of them for the children to see as you identify them.

I need to know:

- 1. Which four belong in the story and which two don't?** The enemies, lame man, food and birds belong in the story. The hat and umbrella do not.
- 2. Who confessed their sins to God? What happened?** The lame man and others in Lystra confessed their sins to God and trusted in Jesus as their Savior. God forgave their sins and made them His special people forever. How happy they were to get to know and love God!

For You and Me:

We, too, have sinned against God. There are many things we can confess to Him and ask for His forgiveness. We, too, can turn away from our sins and trust in Jesus as our Savior. He loves to hear and answer prayers like these! He wants us to forgive us and make us His special people!

The Gospel (story wrap-up if NOT using Listening Assignments)**Our Bible Truth is:**

How Can I Know What God Is Like?

He Shows Me What He's Like...

in everything I see all around me!

Yes, all around us, the things God made tell us about Him and that we should worship Him and obey His good ways. But we have each chosen to live life our own way, instead of obeying Him! We deserve His punishment because of this. How terrible!

But God is so kind to us! He has made a way for us to have the wonderful delight of knowing Him and being saved from our sins! How? By saying "no" to disobeying Him and trusting in Jesus as our Savior. When we do, God will forgive our sins and we can enjoy wonderful, special closeness with Him now. And one day, we will get to live with Him forever. How wonderful that will be!

That's why Paul and Barnabas went to Lystra. They wanted the people of Lystra to hear the good news of Jesus and come to know God. And did you know, that's why I'm here teaching you today. I want YOU to know this good news and come to know God, too.

Close in prayer.


Closing ACTS Prayer

- A** We praise you, God, that You show us what You are like! We look all around us at the wonderful things You have made and we see how wonderful You are!
- C** God, when we look at all the things You have made, we know that You are the great, One, True God. We know that we should obey You, but many times we don't. Please forgive us through Jesus.
- T** Thank you for wanting us to know You. Thank You for all the beautiful things that You have made and all that they tell us about You!
- S** Work deep inside our hearts, so we can know more and more of You! Help us to think about You and know what You are like as we look at everything You've made. Help us to turn away from disobeying You and trust in Jesus as our Savior.

In Jesus' name we pray, Amen.

Go to Lesson Plan, p.9 for the script to the rest of the lesson.

How can I know what God is like?



ANSWER:

He shows me what He's like!

VISUAL
AID
#1

take out



of BQB

The Big Question

Hold up the Big Question sign for all the children to see, and say:

The Big Question we are investigating today is

Big Question Number 1:

How Can I Know What God Is Like?

and the Answer is:

He Shows Me What He's Like!

Meaning:

"God made us. He wants us to know what He is like so we can know Him, love Him, and praise Him.

God shows us what He is like by the heart He gave us to know and love Him; through all of His creations we see around us; through His Word, the Bible; and most of all, through His very own Son, Jesus Christ."

Let's sing our Big Question Song: "

Big Q & A I Song

DDDESV Songs 1, track 12

(adapted version of "This Is the Way We Wash Our Clothes")




How can I know what God is like,

God is like, God is like?


How can I know what God is like?

He shows me what He's like!

BIG QUESTION: Four ways God shows us what He's like



Visual
Aid



of BQB

This Unit's Bible Truths

"God shows me what He's like" is a good beginning, but there's so more to learn. So it's time for us to dig down even deeper for more answers to our Big Question about God. We're going to be learning **FOUR** Bible truths that all tell us something about how God shows us what He's like.

Who would like to hand me the picture with our four Bible truths on it? It's in the Big Question Box/Briefcase? "*Choose a child to get it out and hand it to you, then hold it up and show them the pictures with the four truths they will be learning.*"

After everyone has had a good look, say...

"Ok, we've learned one way God shows us what He's like already. It's this one: God shows me what He's like through the heart He gave me to know and love Him (point to pictures as you identify each Bible Truth).. Now let's look at our Bible Truth Clue and see if we can figure out which of these four truths we will be learning about today. Who would like to get it out of the Big Question Briefcase for me?"

Choose a child to open the briefcase, take out the Bible Truth Clue and hand it to you.

CAN YOU GUESS BIBLE TRUTH 2?

How Can I Know What God Is Like?

He Shows Me What He's Like...

in ???? I see all around me!

HINT: What did God make that we see around us?



ANSWER: in EVERYTHING I see all around me!

Revealing the Bible Truth We Are Learning

Hold up the front side for the children to see. Cover up the answer, written along the bottom, and say:

**“How Do I Know What God Is Like?
He Shows Me What He’s Like...
in ???? everything I see all around me!**

We’re missing one word. Here’s the hint to what the missing word is. It says: “What did God make that we see all around us?”

Can you guess? It’s everything!

So the Bible Truth we are learning today is:

(uncover answer from bottom of sign, show it to them and say:)

**“How Do I Know What God Is Like?
He Shows Me What He’s Like...
in EVERYTHING I see all around me!”**

And here what this Bible Truth means:

(read the meaning off of the back of the sign, say:)

God made everything. When we look at all the wonderful things He’s made, God shows us what He is like. I look at the mountains that God made, and I can see that God must be very powerful. I look at the big sky full of stars twinkling far away, and I know God must be very great. I look at the beautiful flowers He made, and I know God must love beautiful things. I look at a mother gently taking care of her children, and I see a little bit of God’s love and tenderness. Everything that God made tells me about Him.



take out



Place
verse in



“The heavens declare the glory of God, and the sky above proclaims his handiwork. Day to day pours out speech, and night to night reveals knowledge. There is no speech, nor are there words, whose voice is not heard. Their voice goes out through all the earth, and their words to the end of the world.” Psalm 19:1-4

DDD.1.2_Bible_Verse_Picture--front

Bible Truth 2 Bible Verse

Remove the Bible Verse Picture from the "Bible" folder and hold it up for all the children to see, then say:

Psalm 19:1-4 tells us:

Psalm 19:1-4, ESV

"The heavens declare the glory of God, and the sky above proclaims his handiwork. Day to day pours out speech, and night to night reveals knowledge. There is no speech, nor are there words, whose voice is not heard. Their voice goes out through all the earth, and their words to the end of the world."

Learn a Little: "The heavens declare the glory of God."

What does that mean?

We look up at the heavens (the sky) and what do we see? Millions of stars twinkling softly above us at night; and, the glorious sun shining down on us all day long.

God made these great stars! God made this wonderful sun! They are the work of His hands; that is, He created them. Their brightness reminds us of how great and wonderful God is to make such great and wonderful things.

Every day and night, the sun, moon and stars tell us about God. They don't speak to us with a voice with words like you and I use. God didn't give them that gift. But they do tell us about Him. God made them so great and beautiful that everyone in the whole world can look up and be reminded of Him--the great and beautiful God who made them, and us, and all of the good things in the world around us.

"We've said our Bible verse, now let's sing it!"

"We've said our Bible verse, now let's sing it!"

The Heavens Declare:

Psalm 19:1-4

DDD ESV Songs 1, track 24

The heavens declare the glory of God,
The sky proclaims His handiwork.
Day to day pours out speech,
Night to night reveals knowledge,
There is no speech who's voice is not heard,
Their words go out to the end of the earth.
The heavens declare the glory of God,
The sky proclaims His handiwork.
Psalm Nineteen: one through four.

"Now it's time to do a bit more deep down investigating. Let's hear what Detective Dan wants us to help him figure out. Would someone like to get it out for me?"

take out



Place in




Visual Aid



Detective Dan's Listening Assignment #1

Detective Dan's

Listening Assignment #1



Hi, Deep Down Detectives!

I'm working on a brand-new case called:

"The Case of the Whispering World."

I need to find out:

1. Who is the great Creator that the world whispers to us about?

AND

2. Who did Paul tell about this great Creator? What did he hope they would do?

Can you help me? Listen carefully to the story and you might just hear the answers!

Thanks!

Detective Dan

Then say, "Ok, Deep Down Detectives! Put on your best listening ears and see if you can find the answers to Detective Dan's questions. When I finish telling the story, we will see if we can answer all of his questions!"

Read the Bible Truth story, putting up the storyboard pictures as you tell it.

At the end of the story, repeat the questions and lead the children in answering them. Present the gospel and close in prayer.

Answers to assignment questions, the gospel and ACTS prayer are also included at the end of the story text.

Answers:

1. **Who is the great Creator that the world whispers to us about?** The LORD, the one, true God.

2. **Who did Paul tell about this great Creator? What did he hope they would do?** Paul told the people of Lystra about Him. He hoped that they would turn away from their sins and trust in Jesus as their Savior.

For You and Me:

Like the people of Lystra, we can look around us and see what God is like. How good He has been to us! How many ways He has cared for us and given us good things to enjoy. Best of all, He's told us the good news of Jesus. Like the people of Lystra, He wants us to turn away from our sins and trust in Jesus as our Savior. Then we can be His people who know Him and His wonderful love for us!

take out



of BQB

Place in



Visual Aid



Detective Dan's Listening Assignment #2

Detective Dan's

Listening Assignment #2



Hi, Deep Down Detectives!

I'm still working on the case called:

"The Case of the Whispering World."

Our Bible verse is Psalms 19:1-4, ESV:

"The heavens declare the glory of God, and the sky above proclaims his handiwork. Day to day pours out speech, and night to night reveals knowledge. There is no speech, nor are there words, whose voice is not heard. Their voice goes out through all the earth, and their words to the end of the world."

I need to find out:

1. Who did Paul want to learn about God by looking at the sky and everything else God had made?

AND

2. What did he want those people to know and do?

Can you help me? Listen carefully to the story and you might just hear the answers!

Thanks for your help!

Detective Dan

Then say, "Ok, Deep Down Detectives! Put on your best listening ears and see if you can find the answers to Detective Dan's questions. When I finish telling the story, we will see if we can answer all of his questions."

Read the Bible Truth story, putting up the storyboard pictures as you tell it. At the end of the story, repeat the questions and lead the children in answering them. Present the gospel and close in prayer.

Answers to assignment questions, the gospel and ACTS prayer are also included at the end of the story text.

Answers:

Our Bible Verse is: Psalm 19:1-4:

"The heavens declare the glory of God, and the sky above proclaims his handiwork. Day to day pours out speech, and night to night reveals knowledge. There is no speech, nor are there words, whose voice is not heard. Their voice goes out through all the earth, and their words to the end of the world."

1. Who did Paul want to learn about God by looking at the sky and everything else that God had made? The people of Lystra.

2. What did he want those people to know and do? Paul wanted them to turn away from their sins and trust in Jesus as their Savior so they could be saved and be God's dearly loved people forever.

For You and Me:

Like the people of Lystra, the best thing we can do is to turn away from our sins and trust in Jesus as our Savior. Then we can be His people who know Him and His wonderful love for us!

take out



Place in



Visual Aid



Detective Dan's Listening Assignment #3

Detective Dan's

Listening Assignment #3



Hi, Deep Down Detectives!

I'm still working on the case called:

"The Case of the Whispering World."

I found **SIX** clues, but **TWO** of them are **NOT** in the story. They are: **some enemies; a lame man; a hat; food; birds; and an umbrella.**

Hold up each of the six pictures for the children to see as you identify them. Better yet, put them up on your flannelgraph board, off to one side.

I need to know:

1. Which four belong in the story and which two don't?
2. Who confessed their sins to God? What happened?

Can you help me? Listen carefully to the story and you might just hear the answers!

Thanks!

Detective Dan

Then say, "Ok, Deep Down Detectives! Put on your best listening ears and see if you can find the answers to Detective Dan's questions. When I finish telling the story, we will see if we can answer all of his questions."

Read the Bible Truth story, putting up the storyboard pictures as you tell it. At the end of the story, repeat the questions and lead the children in answering them. Present the gospel and close in prayer.

Answers to assignment questions, the gospel and ACTS prayer are also included at the end of the story text.


Answers:

1. **Which four belong in the story and which two don't?** The enemies, lame man, food and birds belong in the story. The hat and umbrella do not.
2. **Who confessed their sins to God? What happened?** The lame man and others in Lystra confessed their sins to God and trusted in Jesus as their Savior. God forgave their sins and made them His special people forever. How happy they were to get to know and love God!

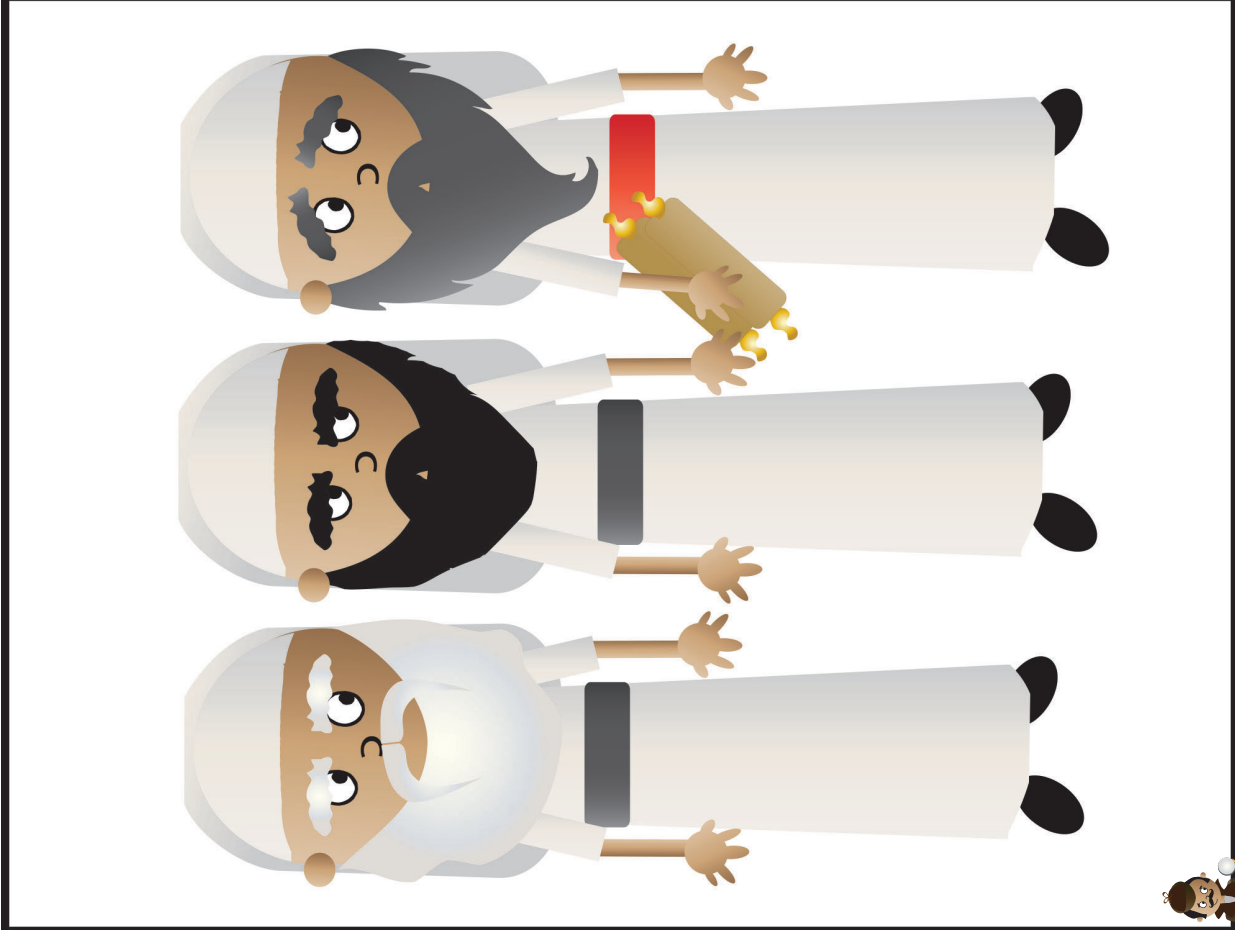
For You and Me:

We, too, have sinned against God. There are many things we can confess to Him and ask for His forgiveness. We, too, can turn away from our sins and trust in Jesus as our Savior. He loves to hear and answer prayers like these! He wants us to forgive us and make us His special people!

A Lame Man



Some Enemies



VISUAL
AID
#5C

Place in
DDD
Bible™

take out
Big
Question
Briefcase
of BQB

VISUAL
AID
#5C

Place in
DDD
Bible™

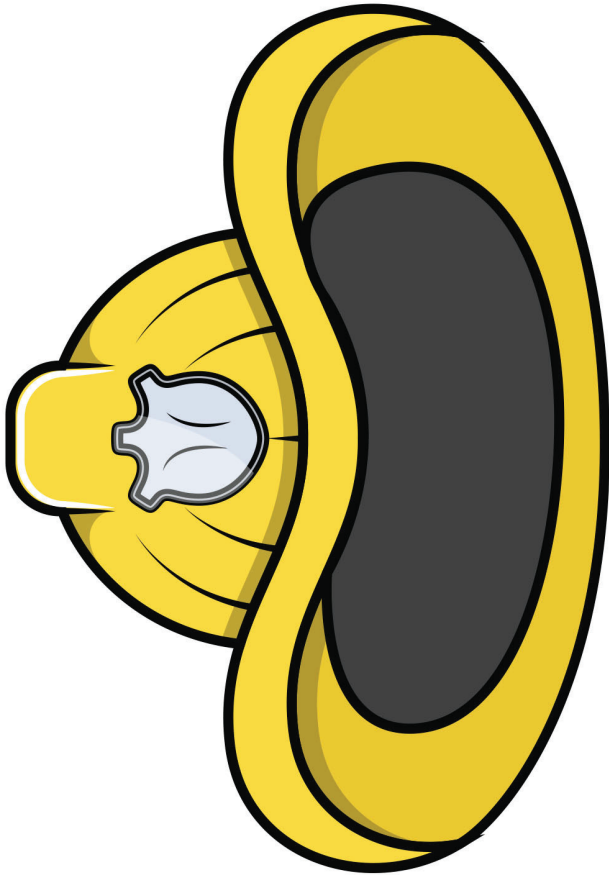
take out
Big
Question
Briefcase
of BQB

DDD 1.2 Lesson 3 Listening Assignment Clue Picture 2 for kids

DDD 1.2 Lesson 3 Listening Assignment Clue Picture 1 for kids



Food



A Hat

VISUAL
AID
#5C

Place in
DDD
Bible™

take out
Big
Question
Briefcase
of BQB

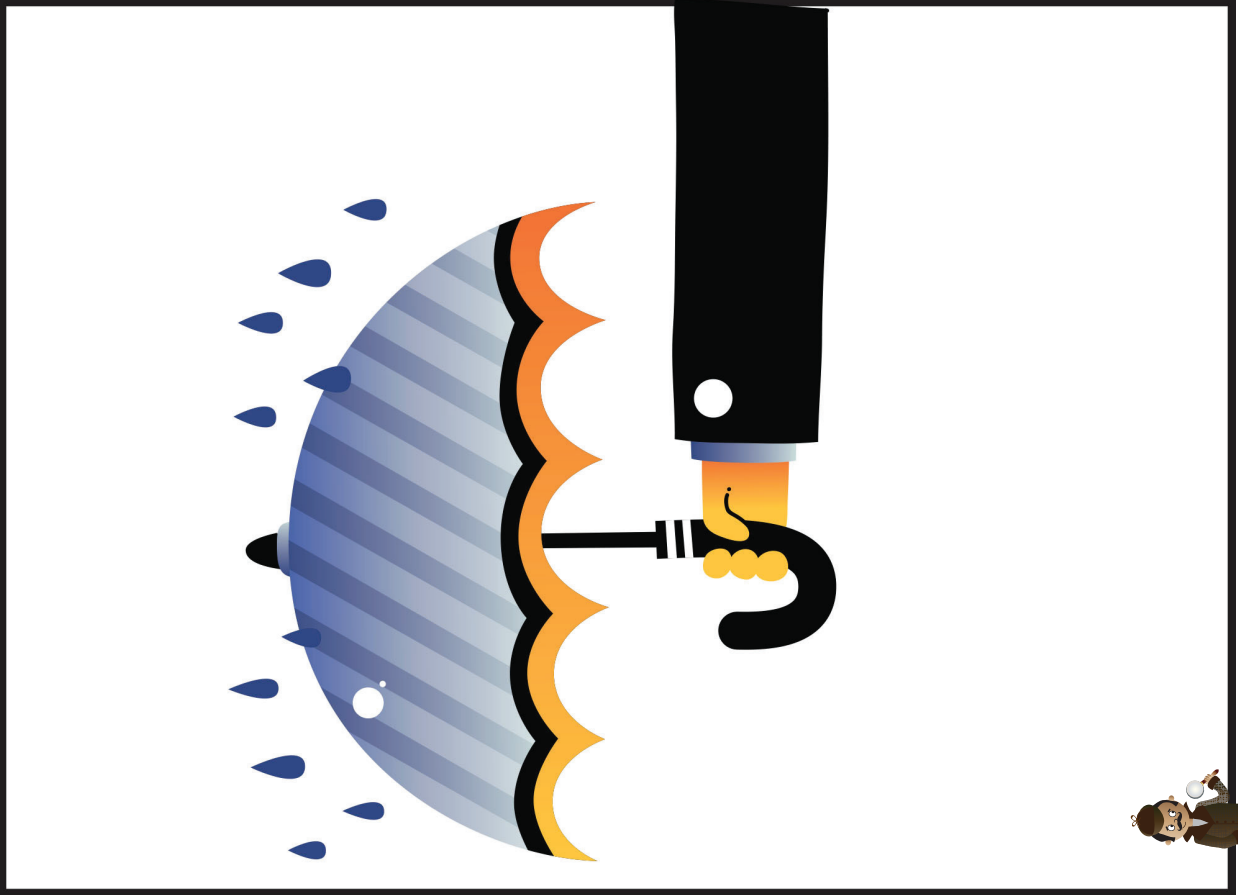
VISUAL
AID
#5C

Place in
DDD
Bible™

take out
Big
Question
Briefcase
of BQB

DDD 1.2 Lesson 3 Listening Assignment Clue Picture 4 for kids

DDD 1.2 Lesson 3 Listening Assignment Clue Picture 3 for kids



An Umbrella



Birds

VISUAL
AID
#5C

Place in
DDD
Bible™

take out
Big
Question
Briefcase
of BQB

VISUAL
AID
#5C

Place in
DDD
Bible™

take out
Big
Question
Briefcase
of BQB

DDD 1.2 Lesson 3 Listening Assignment Clue Picture 6 for kids

DDD 1.2 Lesson 3 Listening Assignment Clue Picture 5 for kids