

DEEP DOWN DETECTIVES



Visual Aids

Unit 1,

Bible Truth 1

About the Deep Down Detectives Visual Aids

How Are They Used?



The Deep Down Detectives Visual Aids book is a companion resource to be used alongside the Deep Down Detectives Core Curriculum book for each unit. These colorful pictures are used in presenting the key concepts; telling the Bible stories; and, in playing the Bible Story Review games.


What Do They Include?



There are four different resources included in this book:

- 1. Key Concept Visual Aids**-- colorful signs of the Big Question and Answer, the Bible Truth, the Bible verse, and the Listening Assignments to use with the 3 lessons for each Bible Truth.
- 2. The Story Scenes, themselves.** Notice that each scene is numbered and that there is a brief summary of the story that corresponds to the picture. You can actually just tell the story in a simple way by using only the text at the bottom of each Story Scene.
- 3. Directions** for making the Deep Down Detectives "Bible" Folder and the **back/front images** to paste in place when making it. (Larger back/front images are found online with the curriculum.)
- 4. Directions** for how to make a homemade flannelgraph storyboard and sturdy Story Scene pictures are found in the back of this book.

Ready, Set, Rip It Out!



This book is meant to be ripped up and made into your visual aids. The key concept signs can be cut out and laminated or slipped into sheet protectors. The Story Scenes can be put in sheet protectors or laminated, too.

Store It!



Deep Down Detectives is a curriculum that can be used over and over. Store your visual aids and storyboard pictures after using them and they will serve you for many years. We store ours in manilla envelopes and then put them (along with all the rest of the curriculum) in magazine files, labelled by Bible Truth. If you have multiple classes using the curriculum, store each set of resources in separate manilla envelopes. This will make prep much simpler, second time around.

Replacement Story Scene Pictures



You can always purchase this book again or simply go online and print out any scenes that go missing.

Other Options



You can also choose to tell the story in a more traditional flannelgraph way by using your own flannelgraph figures or by purchasing/free downloading the Storyboard Pictures (large and small format size available). This is more complex and requires more preparation, but some love it. And, it does allow for kids to interact more by helping to place pictures up on the board as you tell the story.

UNIT 1: The God Who Reveals Himself

Unit Big Question (and Answer): “How Can I Know What God Is Like? He Shows Me What He’s Like!”

Unit Bible Verse: “For behold, He who formed the mountains, creates the winds, and declares to man what is His thought. The LORD, the God of hosts, is His name.” Amos 4:13 ESV

Bible Truth 1 Concept: God Shows Me What He’s Like...by the heart He gave me to know and love Him!

God made people with a special heart, so they could know and love Him. This isn’t the heart that pumps blood through our body. This is something very different. We can’t feel this heart inside of us like we can feel the heart that beats in our chest. This heart is even more amazing! THIS heart will never die--it lives forever! The Bible also calls this heart a spirit or a soul. And it’s with this very special heart that God shows us what He’s like.

Bible Truth 1 Bible Verse: Psalm 63:1, 5 ESV

“O God, you are my God; earnestly I seek you; my soul thirsts for you; my flesh faints for you, as in a dry and weary land where there is no water...My soul will be satisfied as with fat and rich food, and my mouth will praise you with joyful lips.”

Learn a Little: “O God, I seek you; my soul thirsts for you.”

Meaning

When we play outside and it is very hot, we get so thirsty! There’s nothing we want more than a nice, cool drink of water! God made our hearts to need to know and love Him, just as much as our bodies need water when we are thirsty! Only God can really satisfy us and make us happy.

God’s people know this. They earnestly seek God. That means they try hard to get to know God. They spend time thinking about God and talking to Him. They read His Word, the Bible. He works in their heart (or soul, another Bible word for heart). He helps them know and love Him. God’s people praise Him for making them happy. We can become God’s people when we turn away from our sins and trust in Jesus as our Savior.

Bible Truth 1 ACTS Prayer

- A** We praise you, God, that You show us what You are like! You are our great Maker. You made us with hearts to know and love you!
- C** In our hearts, we know that You are God and we should obey You, but many times we don’t want to. We like to do things our own way. Please forgive us. Please change our hearts so that we want to know and obey You.
- T** Thank You for helping us to learn more about You. Thank You for wanting us to know You.
- S** Work deep inside our hearts. Help us to turn away from our sins and trust in Jesus as our Savior. Help us to know You. Put in our hearts the special kind of happy that only You can give. Help us to go and tell others what we’ve learned. In Jesus’ name we pray. Amen.

Bible Truth 1 Story**The Case of the Young Man with Something Special Inside**

1 Samuel 17:1-11, 34-58; Psalm 19; Psalm 23

Songs Used in Bible Truth 1

Big Q & A 1 Song

Big Question 1 Song

Big Question 1 Bible Verse Song: The LORD Declares Amos 4:13, ESV

Extra Big Question 1 Bible Verse Song: He Who Declares His Thought Amos 4:13, ESV

Extra Big Question 1 Bible Verse Song: He Who Forms the Mountain Amos 4:13, ESV

Extra Big Question 1 (Unit) Bible Verse Song: Behold Amos 4:13, ESV

Extra Big Question 1 (Unit) Bible Verse Song: For Behold Amos 4:13, ESV

Big Question 1 Hymn: Joyful, Joyful, We Adore Thee

Big Question 1 Praise Song: Oh! Oh! Oh! How Good is the Lord

Bible Truth 1 Bible Verse Song: O God, You Are My God Psalm 63:1,5, ESV

Bible Truth 1 Extra Bible Verse Song: You Are My God Psalm 63:1,5 ESV

Bible Truth 1 Extra Bible Verse Song: "As a Deer" Psalm 42:1-2, HCSB

listen to or download songs for free at <https://praisefactory.org>: Deep Down Detectives Music page

For complete lesson plan, many activities, and take-home sheets, see the Core Curriculum book for this unit. This is available through Amazon as hard copies, or free downloads through the praisefactory.org website.

The Case of the Young Man with Something Special Inside

1 Samuel 17:1-11, 34-58; Psalm 19; Psalm 23



Story-telling Tips

Ahead of time:

1. Read the Bible verses and story. Pray!
2. Choose story action cues and/or prepare Story Scenes, if using. (Included in the Visual Aids books)
3. Practice telling story with the Story Scenes, timing your presentation. Shorten, if necessary.

During your presentation:

1. Maintain as much eye contact as possible as you tell the story.
2. Put up Story Scenes/add story action cues as you tell the story. Allow the children to help you put them on the board, if desired.
3. Include the children in your story with a few questions about what they think will happen or words/concepts that might be new to them.

INTRODUCTION/ LISTENING ASSIGNMENTS

“Our story is called: The Case of the Young Man with Something Special Inside. Here is your listening assignment...” *Read from Detective Dan’s Listening Assignment signs, but questions are summarized below:*

Detective Dan’s Lesson #1 Listening Assignment:

I need to find out:

- 1. Who was the young man?**
- 2. What was the something special he had inside?**

Detective Dan’s Lesson #2 Listening Assignment:

Our Bible Verse is Psalm 63:1,5 ESV

“O God, you are my God; earnestly I seek you; my soul thirsts for you; my flesh faints for you, as in a dry and weary land where there is no water...My soul will be satisfied as with fat and rich food, and my mouth will praise you with joyful lips.”

I need to find out:

- 1. Who had a soul thirsty for God?**
- 2. How did God satisfy his heart?**

Detective Dan’s Lesson #3 Listening Assignment:

I found six clues, but only 4 of them are in the story.

They are: a tiger; a harp; a sling shot; a giant; a flashlight; and a lion.

Hold each of them up for the children to see as you identify them.

I need to figure out:

- 1. Which four belong in the story and which two don’t?**
- 2. Which one did David use to praise God? How?**

Read the assignment questions, THEN SAY,

“Ok, Deep Down Detectives! Put on your best listening ears and see if you can hear the answers to Detective Dan’s questions. When I finish telling the story, we will see if we can answer all the questions.”

Read the Bible Truth story, answer questions, present the gospel and lead in prayer.

Listening Assignments answers; the gospel; and, an ACTS prayer are included with the story text at the end.

The Case of the Young Man with Something Special Inside 1 Samuel 17:1-11, 34-58; Psalm 19; Psalm 23

Story with lines separating paragraphs (text in bold, optional interaction cues in italics)

David was a shepherd boy. Day and night, he watched his father's sheep out in the hills to keep them safe.

Pretend like you are holding a shepherd's crook in one hand. Hold other hand over eyes and turn head as if you were looking around.

At night, David would sit out under the stars and think about God. God spoke to David in his heart as he thought about God and His Word, the Bible.

David knew God and loved Him. And David knew that God loved him, too. David played his harp and sang songs to God as he watched over the sheep.

Pretend to play harp.

Sometimes as David watched the sheep, a hungry lion or bear would come. They would sneak up and try to catch a sheep for their supper. Yum! Yum!

Can you roar like a lion or a bear?

A lion or bear could kill more than a sheep. They could kill David with their big, sharp teeth and claws. But David didn't run away. Why? Because David knew God in his heart. He believed God was with him and would help him to be the good shepherd He wanted David to be.

But was David right? WOULD God be with him? Would He help him...even against big, hungry lions and bears?

What do you think? Would God help David?

Yes, David WAS right! Yes, God WOULD help him! God gave David courage in his heart to stand up to those big, hungry animals.

But God gave David more than courage. He gave him a good shot with his sling, too! too! So, David went after those lions and bears instead of running away! He wasn't going to let them have a sheep supper! No!

He put a rock in his sling and swung it round and round his head. Then, at just the right moment, he let it go! Away the stone flew through the air towards the big, hungry bear. "Zingggggg!"

David's rock struck the fierce animal in just the right place! "Thump!" and down to the ground it went.

But sometimes even that wasn't enough! Sometimes the bear or lion would get back up and fight David. It wasn't going to give up its dinner that easily! Even then, God helped David. David would seize the fierce animal by the fur and kill it. Wow! Then at last, David would pull the poor, scared, woolly, wet bundle of sheepy fluff out of the animal's big, sloppy mouth and carry it off to safety.

Can you make a baa like a poor, scared sheep?

Story with lines separating paragraphs (text in bold, optional interaction cues in italics)

David praised God for helping him. "God, I am the shepherd that keeps my father's sheep safe, but You are the shepherd who takes care of me," David exclaimed. "I love You! Thank You for always being with me and helping me! You work in my heart. You help me do everything You want me to do," David prayed.

"Yes, because You are with me, I will not be afraid of anything...not even lions or bears...not even death! You will give me everything I need," David told God.

One day David's father had a special job for David. "Go and take food to your big brothers. They are away with the other men fighting our enemies, the Philistines. These enemies want to take over our land. They are strong and have big weapons that we don't have! It's going to be hard to beat them. Your brothers will need more food if they are going to fight well," he told David.

So David took the food and went walk, walk, walking off to where his brothers and the other men were fighting the Philistines.

Walk in place with David.

But when David got there, he was very surprised at what he saw. Yes, there were his big brothers and (20) the other men.

Yes, there were the strong enemies with all their weapons. But, NO ONE WAS FIGHTING!

Why was no one fighting? Because David's brothers and the other men were too busy looking and listening and trembling with fear at GOLIATH, the huge enemy who was yelling at them!

"One of you, come out here and fight me!" Goliath shouted at David's brothers and the other men. "If your man beats me, then your people win! But, if I beat your man, then our people win...and you have to give us YOUR land!" Goliath told them.

Yikes! No wonder no one was fighting! Who could beat Goliath?! He was nine feet tall (that's a lot taller than even your Daddy!) And oh, Goliath was so strong! And oh, Goliath had such big weapons...including a huge, heavy, sharp sword! Who would ever think they could fight this giant and win? Not David's brothers! Not the other men! Not even mighty King Saul, their king!

That's why David's brothers and the other men just stood there, trembling, as Goliath shouted at them again and again. And that's why when Goliath finished shouting, they all ran away in fear!

Make a scared face and run in place like you are running away!

No, there was not a single man who thought he was strong enough to fight Goliath and win!

Story with lines separating paragraphs (text in bold, optional interaction cues in italics)

When David reached his brothers, he listened to Goliath's shouting, too. He saw how tall Goliath was and how strong his weapons were. He knew Goliath was a lot stronger than him, too. But David wasn't scared by Goliath like David's brothers and the other men! No, David was not scared...he was MAD!

Make a mad face.

Goliath shouldn't say bad things about God! Goliath shouldn't say bad things about God's people! GOLIATH MUST BE STOPPED!

And David knew how...

What do you think David had in mind? How could Goliath be stopped?

David went to King Saul and told him, "Don't worry about big, tall Goliath! I'll fight him!"

King Saul was shocked. "David, you are not big like Goliath. You are not even as big as my men," King Saul told him. "You have no long, sharp sword or strong armor," he said.

Pretend to wave a big sword back and forth.

"Why aren't you scared to fight Goliath like the others? What hope do you have of beating him?" the king wanted to know. "How can you fight Goliath like this?"

David knew King Saul was right. He was younger and smaller than the rest of the men. He had no strong weapons. By himself, he knew he had NO CHANCE of beating Goliath. Yes, the king was right.

But David knew King Saul was wrong about something, too. King Saul was forgetting about their God! He was the one, true, living God. He could help His people beat their enemies...even mighty Goliath. David knew and loved God in his heart. David knew God would help him, just like He had before.

Put your hand over your heart.

"King Saul, I am a shepherd. God has protected me many times from lions and bears. He helped me fight them and win with just my sling," David told him. "Goliath is no different from a lion or bear. God will protect me. He will help me beat him, too," David told him. So David went out to fight Goliath.

"Ha, Ha, Ha!" Goliath laughed as he saw David come out to fight him. He called David bad names and made fun of him. What a joke! David was so young and small compared with the other soldiers. He didn't even wear any armor! Why, he didn't even carry a sword! He would get rid of puny, little kid in no time at all!

Make a loud, mocking laugh.

But David didn't care what Goliath said or thought. He knew God deep inside his heart. He trusted in Him. "I have come in the Name of the Living God! He will help me strike you down!" David shouted back to Goliath.

Then David went down to the stream and picked up five, smooth stones. He put one in his sling. He swung his sling round and round his head and then let the first stone go. "Zingggggg!"

Count from 1 to 5 as you stoop over and pretend to pick up five stones. Then make circular motion over head as if winding up the sling and letting it go.

Story with lines separating paragraphs (text in bold, optional interaction cues in italics)

The stone went whizzing fast through the air and hit Goliath, “Thump!”, right on the forehead.

Thump your head with the palm of your hand.

Down, down, down, Goliath fell. He hit the ground with a great, big thud. Then David took Goliath’s very own sword and killed him. When the rest of the enemies saw that the LORD had helped David beat big Goliath, they ran away scared... with King Saul, David’s big brothers and the other men chasing them all the way back home!

Run in place.

How David’s brothers and the other men praised God when it was all over! How David praised God, too! David knew and loved God in his heart. He had believed God would give him victory...and God certainly did! And now everyone else—even all those enemies—could see that the LORD really was the one, true, living God, too.

Let’s raise our arms and praise God, too! Yay!

Cracking the Case: (story wrap-up for Listening Assignments)

It's time to see how we did with our Listening Assignment.

Detective Dan's Lesson 1 Listening Assignment:

1. Who was the young man? David.

2. What was the something special he had inside?

A heart to know and love God, given to him by God. A heart filled with the special happiness that only God can give.

For You and Me:

Just like David, God has given us a heart to know and love Him. We can ask God to show us what He's like and help us to know and love Him. We can ask God to give us His special kind of happy like He gave David.

Detective Dan's Lesson 2 Listening Assignment:

Our Bible Verse is: Psalm 63:1,5 ESV

"O God, you are my God; earnestly I seek you; my soul thirsts for you; my flesh faints for you, as in a dry and weary land where there is no water...My soul will be satisfied as with fat and rich food, and my mouth will praise you with joyful lips."

1. Who had a soul thirsty for God? David did.

2. How did God satisfy his heart? David spent time learning about God, thinking about God, talking to God, and living for God. As he did, God worked in David's heart, satisfying him, giving him the special kind of happy that comes only from God.

For You and Me:

Just like David, God wants us to learn about Him, think about Him, talk with Him and live for Him. He wants to satisfy our hearts with Himself and His special kind of happy like He gave to David. We can ask Him to help us.

Detective Dan's Lesson 3 Listening Assignment:

Our six clues were: a lion, a stream, a tiger, a giant, a flashlight and a harp.

1. Which four belong in our story?

The harp, sling shot, giant and lion.

2. Which one did David use to praise God? How?

David used the harp to praise God. He thought about God and sang songs of praise from his heart as he played his harp.

For You and Me:

David thought about God and sang praises to Him. God worked in his heart, helping David know and love Him. God can help us know and love Him, too, as we think about Him and praise Him.

The Gospel (story wrap-up if NOT using Listening Assignments)

Our Bible Truth is:

How Can I Know What God Is Like?

He Shows Me What He's Like...

by the heart He gave me to know and love Him!

God gave each of us a heart to know and love Him, too. He wants us to say "no" to disobeying Him and trust in Jesus as our Savior. When we do, God will forgive our sins and save us! He will live in our hearts, helping us know Him now. He can satisfy our heart, giving us a special kind of happy only He can give. And one day, we will go to live with Him in heaven forever. That will be best of all!

Close in prayer.

Closing ACTS Prayer

- A** We praise you, God, that You show us what You are like! You are our great Maker. You made us with hearts to know and love you!
- C** God, In our hearts, we know that You are God and we should obey You, but many times we don't want to. We like to do things our own way. Please forgive us. Please change our hearts so that we want to know and obey You.
- T** Thank You for helping us to learn more about You. Thank You for wanting us to know You.
- S** Work deep inside our hearts. Help us to turn away from our sins and trust in Jesus as our Savior. Help us to know You. Put in our hearts the special kind of happy that only You can give. Help us to go and tell others what we've learned.

In Jesus' name we pray. Amen.

Go to Lesson Plan, p.9 for the script to the rest of the lesson.

How can I know what God is like?



ANSWER:

He shows me what He's like!

VISUAL
AID

#1

take out
Big Question
Answer
of BQB

The Big Question

Hold up the Big Question sign for all the children to see, and say:

The Big Question we are investigating today is

Big Question Number 1:

How Can I Know What God Is Like?

and the Answer is:

He Shows Me What He's Like!

Meaning:

"God made us. He wants us to know what He is like so we can know Him, love Him, and praise Him.

God shows us what He is like by the heart He gave us to know and love Him; through all of His creations we see around us; through His Word, the Bible; and most of all, through His very own Son, Jesus Christ."

Let's sing our Big Question Song: "

Big Q & A I Song

DDDESV Songs 1, track 12

(adapted version of "This Is the Way We Wash Our Clothes")




How can I know what God is like,

God is like, God is like?

How can I know what God is like?

He shows me what He's like!

BIG QUESTION: Four ways God shows us what He's like



Visual take out
Aid

Big Question Bible
of BQB

This Unit's Bible Truths

"God shows me what He's like" is a good beginning, but there's so more to learn. So it's time for us to dig down even deeper for more answers to our Big Question about God. We're going to be learning **FOUR** Bible truths that all tell us something about how God shows us what He's like.

Let's look at our Bible Truth Clue and figure out which of these four truths we will be learning about today. Who would like to get it out of the Big Question Briefcase for me?"

Choose a child to get it out and hand it to you, then hold it up and show them the pictures with the four truths they will be learning.

After everyone has had a good look at it, say...

"Ok, now let's look at our Bible Truth Clue and see if we can figure out which of these four truths we will be learning about today. Who would like to get it out of the Big Question Briefcase for me?"

Choose a child to open the briefcase, take out the Bible Truth Clue and hand it to you.

CAN YOU GUESS BIBLE TRUTH I:
How Can I Know What God Is Like?

He Shows Me What He's Like... by the ???? He gave me
to know and love Him!

HINT: What do we love with?



By the HEART He gave me
to know and love Him!

Revealing the Bible Truth

We Are Learning

Hold up the front side for the children to see. Cover up the answer, written along the bottom, and say:

**“How Do I Know What God Is Like?
He Shows Me What He’s Like...
by the ???? He gave me to know and love Him!**

We’re missing one word. Here’s the hint to what the missing word is. It says: “What do we love with?”

Can you guess? It’s our heart.

So the Bible Truth we are learning today is:

(uncover answer from bottom of sign, show it to them and say:)

**“How Do I Know What God Is Like?
He Shows Me What He’s Like...
by the HEART He gave me to know and love Him.”**

And here what this Bible Truth means:

(read the meaning off of the back of the sign, say:)

God made people with a special heart, so they could know and love Him. This isn’t the heart that pumps blood through our body. This is something very different. We can’t feel this heart inside of us like we can feel the heart that beats in our chest. This heart is even more amazing! THIS heart will never die. it lives forever! The Bible also calls this heart a spirit or a soul. And it’s with this very special heart that God shows us what He’s like.



Visual Aid #4
Place verse in DDD Bible™
take out Big Question Edition of BQB

“O God, you are my God; earnestly I seek you; my soul thirsts for you; my flesh faints for you, as in a dry and weary land where there is no water...My soul will be satisfied as with fat and rich food, and my mouth will praise you with joyful lips.”

Psalm 63:1,5 ESV

Bible Truth | Bible Verse

Remove the Bible Verse Picture from the "Bible" folder and hold it up for all the children to see, then say:

Psalm 63:1,5 tells us:

Psalm 63:1,5 ESV

"O God, you are my God; earnestly I seek you; my soul thirsts for you; my flesh faints for you, as in a dry and weary land where there is no water...My soul will be satisfied as with fat and rich food, and my mouth will praise you with joyful lips."

Learn a Little: "O God, I seek you; my soul thirsts for you."

What does that mean?

When we play outside and it is very hot, we get so thirsty! There's nothing we want more than a nice, cool drink of water! God made our hearts to need to know and love Him, just as much as our bodies need water when we are thirsty! Only God can really satisfy us and make us happy.

God's people know this. They earnestly seek God. That means they try hard to get to know God. They spend time thinking about God and talking to Him. They read His Word, the Bible. He works in their heart (or soul, another Bible word for heart). He helps them know and love Him. God's people praise Him for making them happy. We can become God's people when we turn away from our sins and trust in Jesus as our Savior.

"Now it's time to do a bit more deep down investigating. Let's hear what Detective Dan wants us to help him figure out. Would someone like to get it out for me?"

"We've said our Bible verse, now let's sing it!"

"We've said our Bible verse, now let's sing it!"

O God, You Are My God:

Psalm 63:1,5

DDD ESV Songs 1, track 20

Refrain:

O God, You are my God, earnestly I seek You,
O God, You are my God, earnestly I seek You,
Earnestly seek you.

My soul thirsts for you, my flesh faints for you,
As in a dry and weary land, where there is no water.
My soul thirsts for you, my flesh faints for you,
As in a dry and weary land, where there is no water.

Refrain

My soul shall be, My soul shall be satisfied,
Satisfied, as with rich food,
And my mouth will praise you,
My soul shall be, My soul shall be satisfied,
Satisfied, as with rich food,
And my mouth will praise you. *Refrain*

Psalm Sixty-three, one and five.

"Now it's time to do a bit more deep down investigating. Let's hear what Detective Dan wants us to help him figure out. Would someone like to get it out for me?"


take out



Place in




Visual Aid



Detective Dan's Listening Assignment #1

Detective Dan's

Listening Assignment #1



Hi, Deep Down Detectives!

I'm working on a brand-new case called:

"The Case of the Young Man with Something Special Inside."

I need to find out:

1. Who was the young man?
- AND
2. What was the something special he had inside?

Can you help me? Listen carefully to the story and you might just hear the answers!

Thanks!

Detective Dan

Then say, "Ok, Deep Down Detectives! Put on your best listening ears and see if you can find the answers to Detective Dan's questions. When I finish telling the story, we will see if we can answer all of his questions."

Read the Bible Truth story, putting up the storyboard pictures as you tell it.

At the end of the story, repeat the questions and lead the children in answering them. Present the gospel and close in prayer.

Answers to assignment questions, the gospel and ACTS prayer are also included at the end of the story text.

Answers:

1. **Who was the young man?** David.
2. **What was the something special he had inside?**
A heart to know and love God, given to him by God. A heart filled with the special happiness that only God can give.

For You and Me:

Just like David, God has given us a heart to know and love Him. We can ask God to show us what He's like and help us to know and love Him. We can ask God to give us His special kind of happy like He gave David.

take out



of BOB

Place in



Visual Aid



Detective Dan's Listening Assignment #2

Detective Dan's

Listening Assignment #2



Hi, Deep Down Detectives!

I'm still working on the case called:

"The Case of the Young Man with Something Special Inside."

Our Bible verse is Psalm 63:1,5 ESV

"O God, you are my God; earnestly I seek you; my soul thirsts for you; my flesh faints for you, as in a dry and weary land where there is no water... My soul will be satisfied as with fat and rich food, and my mouth will praise you with joyful lips."

I need to find out:

1. Who had a soul thirsty for God?
AND
2. How did God satisfy his heart?

Can you help me? Listen carefully to the story and you might just hear the answers!

Thanks for your help!

Detective Dan

Then say, "Ok, Deep Down Detectives! Put on your best listening ears and see if you can find the answers to Detective Dan's questions. When I finish telling the story, we will see if we can answer all of his questions."

Read the Bible Truth story, putting up the storyboard pictures as you tell it. At the end of the story, repeat the questions and lead the children in answering them. Present the gospel and close in prayer.

Answers to assignment questions, the gospel and ACTS prayer are also included at the end of the story text.

Answers:

Our Bible Verse is: Psalm 63:1,5 ESV

"O God, you are my God; earnestly I seek you; my soul thirsts for you; my flesh faints for you, as in a dry and weary land where there is no water... My soul will be satisfied as with fat and rich food, and my mouth will praise you with joyful lips."

1. Who had a soul thirsty for God? **David did.**
2. How did God satisfy his heart? David spent time learning about God, thinking about God, talking to God, and living for God. As he did, God worked in David's heart, satisfying him, giving him the special kind of happy that comes only from God.

For You and Me:

Just like David, God wants us to learn about Him, think about Him, talk with Him and live for Him. He wants to satisfy our hearts with Himself and His special kind of happy like He gave to David. We can ask Him to help us.

take out



Place in



Visual Aid



Detective Dan's Listening Assignment #3

Detective Dan's

Listening Assignment #3



Hi, Deep Down Detectives!

I'm still working on the case called:

"The Case of the Young Man with Something Special Inside."

I found SIX clues, but TWO of them are NOT in the story. They are: a lion, a stream, a tiger, a giant, a flashlight and a harp.

Hold up each of the six pictures for the children to see as you identify them. Better yet, put them up on your flannelgraph board, off to one side.

I need to know:

1. Which FOUR pictures belong in the story and which TWO do NOT?
2. Which one did David use to praise God? How?

Can you help me? Listen carefully to the story and you might just hear the answers!

Thanks!

Detective Dan

Then say: "Ok, Deep Down Detectives! Put on your best listening ears and see if you can find the answers to Detective Dan's questions. When I finish telling the story, we will see if we can answer all of his questions."

Read the Bible Truth story, putting up the storyboard pictures as you tell it. At the end of the story, repeat the questions and lead the children in answering them. Present the gospel and close in prayer.

Answers to assignment questions, the gospel and ACTS prayer are also included at the end of the story text.

Answers:

1. Which four pictures belong in the story and which two do not?


The harp, sling shot, giant and lion are in the story. The flashlight and tiger are not.

2. Which one did David use to praise God? How?

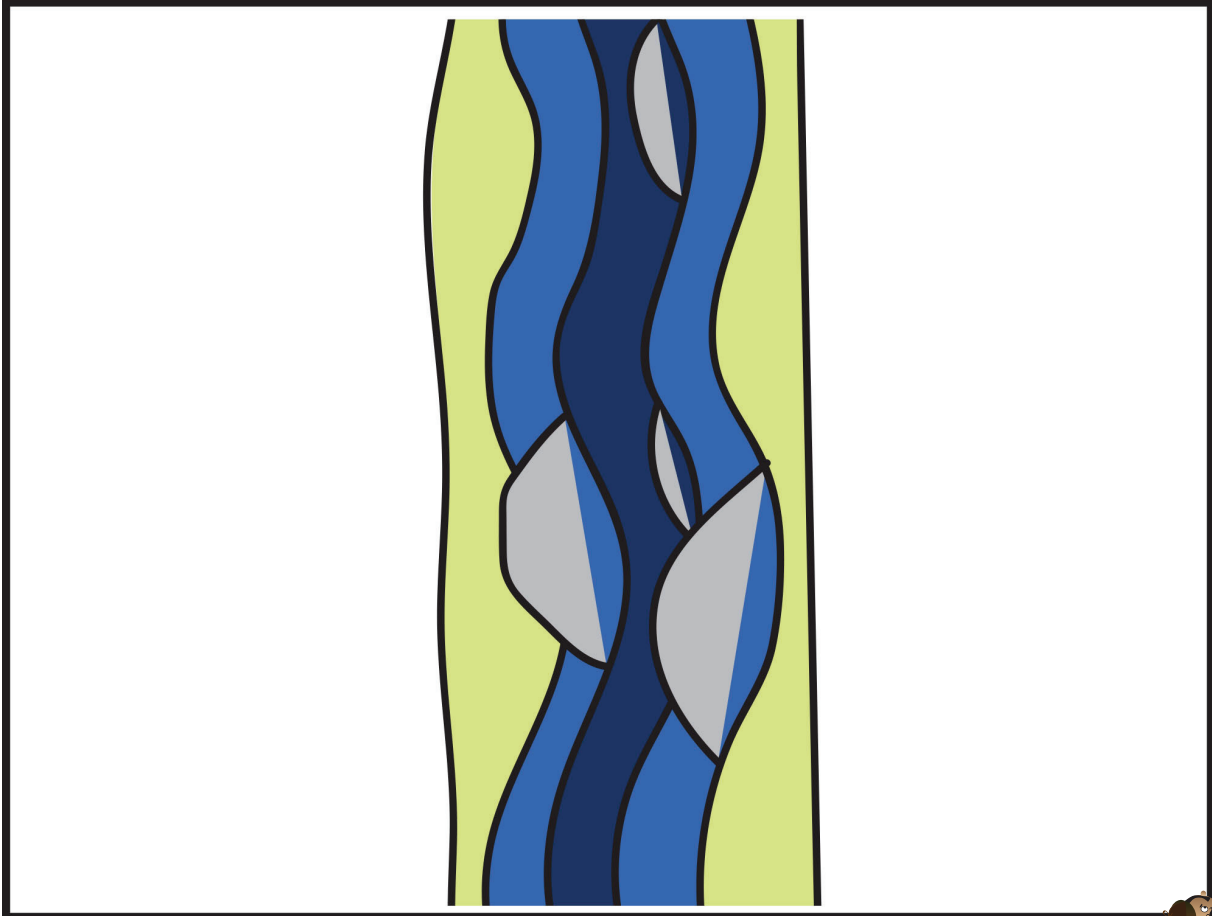
David used the harp to praise God. He thought about God and sang songs of praise from his heart as he played his harp.

For You and Me:


David thought about God and sang praises to Him. God worked in his heart, helping David know and love Him. God can help us know and love Him, too, as we think about Him and praise Him.



A Lion




A Stream




DDD 1.1 Lesson 3 Listening Assignment Clue Picture 2 for kids

DDD 1.1 Lesson 3 Listening Assignment Clue Picture 1 for kids



A Tiger



A Giant

VISUAL
AID
#5C

Place in
DDD
Bible™

take out
Big
Question
Briefcase
of BQB

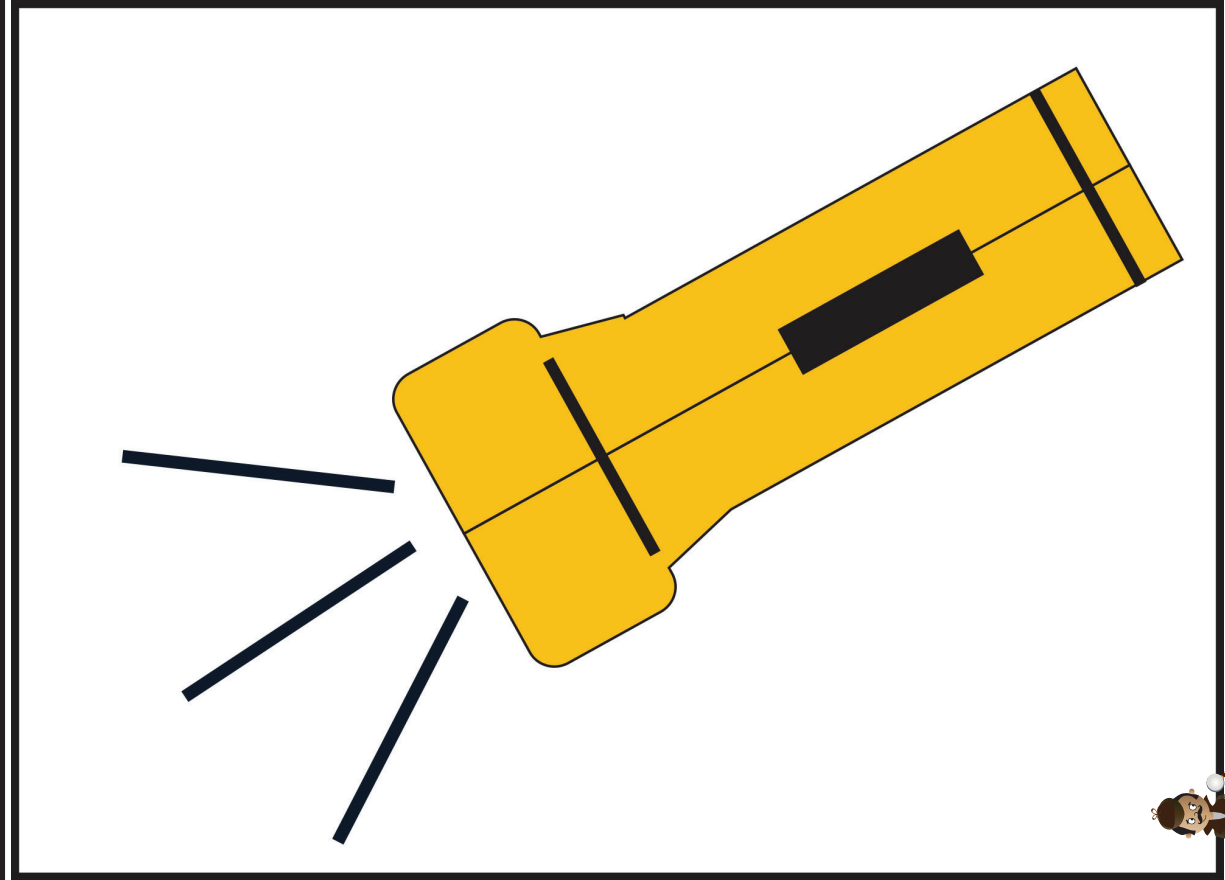
VISUAL
AID
#5C

Place in
DDD
Bible™


take out
Big
Question
Briefcase
of BQB

DDD 1.1 Lesson 3 Listening Assignment Clue Picture 4 for kids

DDD 1.1 Lesson 3 Listening Assignment Clue Picture 3 for kids



A Flashlight



A Harp

VISUAL
AID
#5C

Place in
DDD
Bible™

take out
Big
Question
Briefcase
of BQB

VISUAL
AID
#5C

Place in
DDD
Bible™

take out
Big
Question
Briefcase
of BQB

DDD 1.1 Lesson 3 Listening Assignment Clue Picture 6 for kids

DDD 1.1 Lesson 3 Listening Assignment Clue Picture 5 for kids