

# **DEEP DOWN DETECTIVES**



**Unit 13 Visual Aids, ESV**

**The God Who Sustains**

**(with Large Format Storyboard Pictures)**



Curriculum for preschool and elementary age children,  
training tools, music and other resources  
are available for download or to order at:  
[www.praisefactory.org](http://www.praisefactory.org)

© 2017 Praise Factory Media all rights reserved. May be reproduced by licensed user for classroom purposes only.

This and many other resources are available online at [www.praisefactory.org](http://www.praisefactory.org)

Scripture quotations marked (NIV) are taken from the Holy Bible, New International Version®, NIV®, Copyright © 1973, 1978, 1984 by Biblica, Inc.™ Used by permission of Zondervan. All rights reserved worldwide.[www.zondervan.com](http://www.zondervan.com)

Scripture quotations marked (ESV) are from The Holy Bible, English Standard Version® (ESV®), copyright © 2001 by Crossway, a publishing ministry of Good News Publishers. Used by permission. All rights reserved.

Scripture quotations marked HCSB are taken from the Holman Christian Standard Bible®, Copyright © 1999, 2000, 2002, 2003, 2009 by Holman Bible Publishers. Used by permission. Holman Christian Standard Bible®, Holman CSB®, and HCSB® are federally registered trademarks of Holman Bible Publishers.



# Table of Contents

<b>About the Deep Down Detectives Visual Aids</b>	<b>5</b>
<b>Unit 13: The God Who Sustains</b>	
<b>Why Do God’s People Keep Believing in Him? It Is God’s Sustaining Grace...</b>	
<b>Bible Truth 1: God Alone Sustains His People</b>	<b>7</b>
Story	9
Big Question and Answer Sign	15
Unit 13 All Bible Truths Sign	17
Bible Truth 1 Concept Sign	19
Bible Verse Sign	21
Detective Dan’s Listening Assignment #1	23
Detective Dan’s Listening Assignment #2	25
Detective Dan’s Listening Assignment #3	27
Storyboard Pictures	35
<b>Bible Truth 2: God the Father Promises to Help His People</b>	<b>87</b>
Story	89
Big Question and Answer Sign	97
Unit 13 All Bible Truths Sign	101
Bible Truth 2 Concept Sign	103
Bible Verse Sign	105
Detective Dan’s Listening Assignment #1	107
Detective Dan’s Listening Assignment #2	109
Detective Dan’s Listening Assignment #3	117
Storyboard Pictures	
<b>Bible Truth 3: Jesus Provides God’s People with Everything They Need to Live for God</b>	<b>161</b>
Story	163
Big Question and Answer Sign	169
Unit 13 All Bible Truths Sign	171
Bible Truth 3 Concept Sign	173
Bible Verse Sign	175
Detective Dan’s Listening Assignment #1	177
Detective Dan’s Listening Assignment #2	179
Detective Dan’s Listening Assignment #3	181
Storyboard Pictures	189

## Table of Contents, continued

<b>Bible Truth 4: The Holy Spirit Works in His People</b>	<b>243</b>
Story	235
Big Question and Answer Sign	251
Unit 13 All Bible Truths Sign	253
Bible Truth 3 Concept Sign	255
Bible Verse Sign	257
Detective Dan's Listening Assignment #1	259
Detective Dan's Listening Assignment #2	261
Detective Dan's Listening Assignment #3	263
Storyboard Pictures	271
<b>Bible Truth 5: The Word of God Grows God's People</b>	<b>325</b>
Story	327
Big Question and Answer Sign	333
Unit 13 All Bible Truths Sign	335
Bible Truth 4 Concept Sign	337
Bible Verse Sign	339
Detective Dan's Listening Assignment #1	341
Detective Dan's Listening Assignment #2	343
Detective Dan's Listening Assignment #3	345
Storyboard Pictures	353
<b>Bible Truth 6: God Uses His People to Strengthen and Comfort Each Other</b>	<b>407</b>
Story	409
Big Question and Answer Sign	415
Unit 13 All Bible Truths Sign	417
Bible Truth 4 Concept Sign	419
Bible Verse Sign	421
Detective Dan's Listening Assignment #1	423
Detective Dan's Listening Assignment #2	425
Detective Dan's Listening Assignment #3	427
Storyboard Pictures	435
<b>Other Visual Aids</b>	<b>485</b>
Making a Big Question Box/Briefcase	486
Making a Flannelgraph Storyboard	487
Making Durable Storyboard Pictures	487
Making Durable Story Scene Pictures	487
Making the Deep Down Detectives Bible Folder	488
Deep Down Detectives Bible Folder Picture Front Cover	489
Deep Down Detectives Bible Folder Picture Back Cover	491

## About Deep Down Detectives Visual Aids and Large Format Storyboard Pictures

### How Are They Used?



The Deep Down Detectives Visual Aids and Large Format Storyboard Pictures are a companion resource to be used alongside the Deep Down Detectives Core Curriculum for each unit. These colorful pictures are used in presenting the key concepts, telling the Bible stories, and, in playing the Bible Story Review games. The storyboard pictures in this book are for flannelgraph boards at least 36" x 48." (Choose Visual Aids with Small Format Storyboard Pictures for smaller boards.)


### What Do They Include?



**There are six, different resources included in this book:**

- 1. Key Concept Visual Aids**-- colorful signs of the Big Question and Answer, the Bible Truths taught in each unit, the Bible verses, and the Listening Assignments used with the curriculum for each Bible Truth taught in the unit.
- 2. The Storyboard Picture Key**-- a who's who of the pictures in thumbnail size.
- 3. Storyboard Suggested Picture Placement** page--how you can place your pictures up on your storyboard that works well with the story.
- 4. The Storyboard Pictures, themselves.** Notice that each picture is identified on the back for easy reference.
- 5. Directions** for how to make a homemade flannelgraph storyboard and sturdy storyboard pictures.
- 6. Directions** for making the Deep Down Detectives "Bible" Folder and the **back/front images** to paste in place when making it. (Larger back/front images are found online with the curriculum.)

### Ready, Set, Rip It Out!



This book is meant to be ripped up and made into your visual aid. The key concept signs can be cut out and laminated or slipped into sheet protectors. Cut out around the storyboard images and ideally, laminate these. Some of the biggest pictures actually need to be stuck together, before laminating.

### Store It!



Deep Down Detectives is a curriculum that can be used over and over. Store your visual aids and storyboard pictures after using them and they will serve you for many years. We store ours in manilla envelopes and then put them (along with all the rest of the curriculum) in magazine files, labeled by unit. If you have multiple classes using the curriculum, store each set of resources in separate manilla envelopes. This will make prep much simpler, second time around.

### Replacement Storyboard Pictures



You can always purchase this book again or simply go online to the [praisefactory.org](http://praisefactory.org) website (Deep Down Detectives section) and print out any pictures that go missing.

## Deep Down Detective Curriculum Resources

These Deep Down Detectives resources are available as free, digital downloads at [praisefactory.org](http://praisefactory.org), or for purchase as hard copies through [amazon.com](http://amazon.com).

### About Deep Down Detectives Visual Aids with Large Format Storyboard Pictures

#### **Deep Down Detectives Visual Aids with Large Format Storyboard Pictures (ESV/NIV) --offered for each unit**

This resource provides large, colorful signs of the key concepts used in the unit. It also provides colorful storyboard (flannelgraph) pictures to cut out and use as you tell each story. These storyboard pictures are for use with storyboards at least 36" x 48" in size.

### Other Deep Down Detectives Resources

There are four other companion resources for each of the sixteen Deep Down Detectives units:

#### **Deep Down Detectives Core Curriculum Book (ESV/NIV) --offered for each unit**

The Deep Down Detectives Core Curriculum book contains the curriculum introduction, the lesson plans, stories, music, activities and take home sheets for each Bible Truth in a unit.

#### **Deep Down Detectives Visual Aids with Small Format Storyboard Pictures (ESV/NIV) --offered for each unit**

This resource provides large, colorful signs of the key concepts used in the unit. It also provides colorful storyboard (flannelgraph) pictures to cut out and use as you tell each story. These storyboard pictures are for use with storyboards at least 24" x 36" in size.

#### **Deep Down Detectives Visual Aids with Story Scenes (ESV/NIV) --offered for each unit**

This resource provides large, colorful signs of the key concepts used in the unit. It also provides easy-to-use colorful scenes that you hold up in sequence as you tell the story. The story text for each scene is printed on the back of each scene. There are ten scenes per story.

#### **Deep Down Detectives Fundamentals (ESV/NIV) --offered for each unit**

This resource provides the key concepts, the story and small versions of the Story Scene pictures, discussion questions and five activity sheets. No lesson plan. Just the core truths. This is a great, basic resource for use at home or informal teaching situations.

All of these materials may be photocopied for non-commercial church, classroom or school use by licensed users.

### Other Resources in the Praise Factory Family of Curriculum

Deep Down Detectives is the second in a family of three, inter-related curriculums:

- Hide 'n' Seek Kids (focus group: ages 2-4; adaptable range: ages 2-pre-K 5's)
- Deep Down Detectives (focus group: ages 4--6's; adaptable range: ages 3-2nd grade)
- PFI: (focus group: grades K-5th grade; adaptable range: pre-K 5's-6th grade)

Each curriculum teaches the same biblical themes, but are presented in greater depth as the children grow and develop. Together, the curriculums work like an expanding spiral of truth that returns to reinforce the same truths with each curriculum, yet leading the children to deeper understanding with each step up.

Learn more about these curriculums as well as other resources and ideas for reaching children with the gospel at: [www.praisefactory.org](http://www.praisefactory.org).



# **DEEP DOWN DETECTIVES**



**Visual Aids**

**Unit 13,**

**Bible Truth 1**

## About Deep Down Detectives Visual Aids and Large Format Storyboard Pictures

### How Are They Used?



The Deep Down Detectives Visual Aids and Large Format Storyboard Pictures are a companion resource to be used alongside the Deep Down Detectives Core Curriculum for each unit. These colorful pictures are used in presenting the key concepts, telling the Bible stories, and, in playing the Bible Story Review games. The storyboard pictures in this book are for flannelgraph boards at least 36" x 48." (Choose Visual Aids with Small Format Storyboard Pictures for smaller boards.)

### What Do They Include?



**There are six, different resources included in this book:**

**1. Key Concept Visual Aids**-- colorful signs of the Big Question and Answer, the Bible Truths taught in each unit, the Bible verses, and the Listening Assignments used with the curriculum for each Bible Truth taught in the unit.

**2. The Storyboard Picture Key**-- a who's who of the pictures in thumbnail size.

**3. Storyboard Suggested Picture Placement** page--how you can place your pictures up on your storyboard that works well with the story.


**4. The Storyboard Pictures, themselves.** Notice that each picture is identified on the back for easy reference.

**5. Directions** for how to make a homemade flannelgraph storyboard and sturdy storyboard pictures.

**6. Directions** for making the Deep Down Detectives "Bible" Folder and the **back/front images** to paste in place when making it. (Larger back/front images are found online with the curriculum.)



### Ready, Set, Rip It Out!



This book is meant to be ripped up and made into your visual aid. The key concept signs can be cut out and laminated or slipped into sheet protectors. Cut out around the storyboard images and ideally, laminate these. Some of the biggest pictures actually need to be stuck together, before laminating.

### Store It!



Deep Down Detectives is a curriculum that can be used over and over. Store your visual aids and storyboard pictures after using them and they will serve you for many years. We store ours in manilla envelopes and then put them (along with all the rest of the curriculum) in magazine files, labeled by unit. If you have multiple classes using the curriculum, store each set of resources in separate manilla envelopes. This will make prep much simpler, second time around.

### Replacement Storyboard Pictures



You can always purchase this book again or simply go online to the [praisefactory.org](http://praisefactory.org) website (Deep Down Detectives section) and print out any pictures that go missing.

**The Case of the Impossible, Big, Bad, Scary News***Genesis 37:12-36; 39-50; Exodus 1-15***Story-telling Tips**

Ahead of time:

1. Read the Bible verses and story. Pray!
2. Choose story action cues and prepare storyboard figures/Story Scenes, if using. (In Visual Aids book)
3. Practice telling story with the storyboard figures/Story Scenes, timing your presentation. Shorten, if necessary.

During your presentation:

1. Maintain as much eye contact as possible as you tell the story.
2. Put up storyboard figures/add story action cues/hold up Story Scenes as you tell the story. Allow the children to help you put them on the board, if desired.
3. Include the children in your story with a few questions about what they think will happen or words/concepts that might be new to them.
4. Watch the kids for signs that their attention span has been reached. Shorten, if necessary.

**INTRODUCTION/ LISTENING ASSIGNMENTS****“Our story is called: The Case of the Impossible, Big, Bad, Scary News. Here is your listening assignment.”***Read from Detective Dan’s Listening Assignment signs, but questions are summarized below:***Detective Dan’s Lesson #1 Listening Assignment:**

I need to find out:

- 1. What was the impossible, big, bad, SCARY news?**
- 2. Who turned this bad news into amazing, good news each time?**

**Detective Dan’s Lesson #2 Listening Assignment:****Our Bible Verse is Jude 1:24-25:** “Now to him who is able to keep you from stumbling and to present you blameless before the presence of his glory with great joy, to the only God, our Savior, through Jesus Christ our Lord, be glory, majesty, dominion, and authority, before all time and now and forever. Amen.”

I need to find out:

- 1. Who helped the people of Israel when they stumbled in their faith, fearing Pharaoh and his soldiers?**
- 2. How did He help them?**

**Detective Dan’s Lesson #3 Listening Assignment:**

I found six clues, but only 4 of them are in the story.

Our six clues were: a wall of water; a chariot; a watermelon; Moses; a feather; and, dead plants. *Hold each of them up for the children to see as you identify them.*

I need to figure out:

- 1. Which four belong in the story and which two don’t?**
- 2. Who praised the LORD for rescuing them from their enemies?**

**Read the assignment questions, THEN SAY,***“Ok, Deep Down Detectives! Put on your best listening ears and see if you can hear the answers to Detective Dan’s questions. When I finish telling the story, we will see if we can answer all the questions.”**Read the Bible Truth story, answer questions, present the gospel and lead in prayer.**Answers to questions; the gospel; and, ACTS prayer are included with the story text.*

**The Case of the Impossible, Big, Bad, Scary News** *Genesis 37:12-36; 39-50; Exodus 1-15*

*Story with lines separating paragraphs (text in bold, optional interaction cues in italics) Numbers correspond to storyboard pictures and placement upon the storyboard. Always feel free to use less pictures, if it's best for your kids. Simply black out the numbers next to pictures you do not plan to use. All pictures are found in the Visual Aids book. Put BG (background) pictures on storyboard ahead of time. SB pictures (listed below in story text) are added to board as you tell the story. These numbers are also found on the back of each picture. Tip: Stack pictures in numerical before telling story for easy use. Use sticky-back velcro to attach pictures to storyboard felt. Use sticky-tac putty to stick a picture on top of another picture. OR, if using the Story Scenes to tell the story, disregard the storyboard picture references listed below.*

**Bad news, bad news! There was bad news in Canaan for (SB1) Jacob's family! (SB2) No rain fell from the sky. (SB3) The rivers dried up. Their animals and crops were dying. If they didn't find food and water soon, they would die, too. What could they do? Where could they go? They needed help. Big help!**

*Wow! Do you think anyone could help them?*

**This may have been impossible, big, bad, SCARY news, but Jacob's family didn't need to be afraid. They might not see any way out, but that didn't matter. (SB4) The LORD was their God. He had made them His people. And if there's one thing the LORD promises to do for His people, it's to take care of them. He will always save and sustain them. He will take care of their needs and grow their trust in Him. He will help them keep on believing in Him and living for Him. And He didn't even need anyone's help to do it. The LORD can even take impossible, big, bad, SCARY news and make it into amazing, good news, and sure enough, that's just what He was about to do!**

**Good news! Good news! There was food in nearby Egypt! And WHO had been put in charge of giving out the food? (SB5) Joseph, one of Jacob's sons! God had planned for Joseph to be in Egypt ahead of time, so everything would be ready for Jacob's family when the food and water ran out in Canaan.**

**So, Jacob gathered up his family, packed his things, and (SB6) went to live in Egypt. Joseph picked a beautiful place near the River Nile for Jacob's family to live. (SB7) Pharaoh, the king of Egypt, himself, welcomed Jacob to his land and made sure Jacob and his family had everything they needed.**

**(SB8) Jacob praised God for taking care of them. How good it was to be with Joseph again! How good it was to have plenty of food and water! How good it was to have a beautiful place to live! God had taken their impossible, bad news and turned it into amazing, good news. He always sustains His people. He gave them faith for their hearts and food for their bodies. God, alone, had provided.**

**Life was happy in Egypt for quite some time. Instead of going home to Canaan when the drought was over, Jacob's family decided to stay in Egypt. Many years passed. And as the years passed, (SB9) Jacob's family grew and grew and grew. They had come from Canaan as just a little family. Now, there were hundreds and thousands of them! No one called them Jacob's "family" anymore. Now, they were called a "people": the people of Israel. (Israel was a special name God gave Jacob).**

**(SB10) The people of Egypt saw how big Jacob's family had grown and they were worried. Joseph and Jacob were long gone and forgotten. So was the Pharaoh who was good to his family. A new Pharaoh was king now. He had big plans to make big buildings. It would take a lot of people to build them, and he knew just who to use —the people of Israel.**



*Story with lines separating paragraphs (text in bold, optional interaction cues in italics)*

**Bad news, bad news!** (SB11) **The new king didn't ASK the people of Israel to help build his new buildings. He MADE them do it! He took over their lives. He said he owned them and could make them do whatever he wanted them to do. He FORCED them to build his buildings. He made them work so hard and without any pay at all. He treated them so badly! Life in Egypt wasn't good for the people of Israel anymore. Oh, how they wanted to go home to Canaan, but how could they? The king would never let them go. This was bad news! Impossible, big, bad, SCARY news!**

**But the people of Israel didn't need to be afraid. They might not see any way out, but that didn't matter.** (SB12) **The LORD was their God. He had made them His people. And if there's one thing the LORD promises to do for His people, it's to take care of them. He will always save and sustain them. He will take care of their needs and grow their trust in Him. He will help them keep on believing in Him and living for Him. And He didn't even need anyone's help to do it. The LORD can even take impossible, big, bad, SCARY news and make it into amazing, good news, and sure enough, that's just what He was about to do!**

**Good news! Good news!** (SB13) **The LORD sent Moses and Aaron to speak to Pharaoh. "The LORD says, 'Let My people go!' they demanded. What would the king do? Would he let the people of Israel go free? "No, the people can't go," the king said, at first. But the LORD wasn't finished.**

*What do you think?*

**The LORD sent** (SB14, SB15) **frogs and gnats and hail and sicknesses and many other sadnesses upon the king and his people. And then, he changed his mind. "Go away! Leave us alone," Pharaoh ordered. "The people of Israel are free to go. Make your God stop sending sadnesses upon us!" he told Moses.**

**"(SB16) "Hooray, hooray! Praise the LORD!" Moses and the people shouted. They packed their things, gathered their families, and marched out of Egypt. Across the desert, Moses led the people, "Tromp, tromp, tromp." They camped along the shores of the Red Sea. How good it was to be free! How good it was to be going home! The LORD had taken their impossible, big, bad, SCARY news and made it into amazing, good news. He always sustains His people. He, alone!**

**But what was that noise in the middle of the night? It was the sound of hundreds of rolling wheels, hundreds of horses neighing, and hundreds of soldiers shouting. Oh, no! It was Pharaoh's army! The king had changed his mind. He wanted his slaves back. He ordered an army of soldiers on chariots to capture them and bring them back to Egypt!**

**Bad news bad news! The word spread through the camp. "(SB17) The Pharaoh's soldiers are coming! "Oh no! Where could they go? How could they escape? The Red Sea was on one side and the soldiers were on the other! They were stuck!**

**But the people of Israel didn't need to be afraid! They might not see any way out, but that didn't matter. The LORD was their God. He had made them His people. And if there's one thing the LORD promises to do for His people, it's to take care of them. He will always save and sustain them. He will take care of their needs and grow their trust in Him. He will help them keep on believing in Him and living for Him. And He didn't even need anyone's help to do it. The LORD can even take impossible, big, bad, SCARY news and make it into amazing, good news, and sure enough, that's just what He was about to do!**

*Story with lines separating paragraphs (text in bold, optional interaction cues in italics)*

**“Don’t be afraid. Stand firm and you will see the LORD rescue you,” Moses told the people. “The LORD will fight for you; you need only to be still and watch.”**

**Then, at the LORD’s command, Moses raised up his shepherd’s staff and stretched it out towards the Red Sea. “Whoosh,” the LORD sent a strong, east wind. It blew and blew and blew on the water of the Red Sea. And as it blew, something amazing happened to the water. Can you guess what it was?**

*Can you guess?*

**Good news! Good news! (Separate the 2 sections of BG4 and fold them back and stick to sea, revealing the sea bed.) The people watched the wind split apart the waters of the sea, making two, huge, watery walls. Taller and taller the walls grew, and in between them, the seabed dried up into a sandy path. The LORD had made a way of escape for His people, and they took it. How amazing it must have been to cross through the Red Sea between those big walls of water!**

---

**Pharaoh’s soldiers saw what the LORD had done. They watched the people of Israel escape through the middle of the sea on dry land. What would they do now? Would they fear the mighty God who had done this amazing thing and stop chasing His people? Or, would they reject Him and keep going after them?**

*What do you think they did?*

**The soldiers did NOT fear the LORD; and, they most certainly DID follow! (Move SB17 to middle of seabed. Take off SB16 and add SB18). Across the sandy beach and onto the dry path between those great, watery walls, those soldiers rode their chariots. But it was no use! The LORD had made that path for His people, not for their enemies. As the sun rose in the east, and the last of God’s people had crossed safely to the far side of the sea, the LORD ordered the waves back in place. Pharaoh’s soldiers on their chariots were all swept away.**

---

**On the banks of the Red Sea that morning, Moses and Miriam and all the people of Israel sang their praises to the LORD:**

**“(SB19) I will sing to the LORD! He is my strength and my Savior. He is my God and I will praise him! He has gotten rid of our enemies. He swept them away in the sea. His love for His people will never fail. He rules over everything forever and ever.”**

---

**And they were right! The LORD was the one, true God. He would always be with His people and always help them. He would take care of their needs. They could always trust Him.**

**It would be many more years before the people of Israel were to make it all the way back home to Canaan. They were to face many more “bad news” days. But no matter what the impossible, big, bad, SCARY news was, can you guess what the LORD always did for His people?**

*Can you guess?*

**The LORD always took care of them and gave them amazing, good news. He always saved them and sustained them. He took care of their needs and grew their trust in Him. He helped them keep on believing in Him and living for Him. And He didn’t even need anyone’s help to do it! Yes, the LORD always sustained them and got them all the way home! The LORD, and the LORD alone.**

**Cracking the Case:** (story wrap-up for Listening Assignments)

It's time to see how we did with our Listening Assignment.

**Detective Dan's Lesson 1 Listening Assignment:****1. What was the impossible, big, bad, SCARY news?**

Jacob and the people of Israel faced many problems that were too big for them: no food to eat because there was no rain; then, no way to get free from the mighty Pharaoh and his soldiers.

**2. Who turned this bad news into amazing, good news each time?** The LORD did! He always helped His people and took care of their needs. They could always trust in Him.

**For You and Me:**

There may be times in our lives when we get impossible, big, bad, SCARY news. There may be times when there seems to be no way out of trouble. But with the LORD, there is always a way out. He always is at work, helping His people. He always will give them what they need. He will always help them to keep on loving Him and living for Him. We can be God's people, too, when we turn away from our sins and trust in Jesus as our Savior. Then, we can know that the LORD will always sustain us. He will always give us what we need. He will always help us to keep on loving Him and living for Him. Thank You, God! Help us to trust in You today!

**Detective Dan's Lesson 2 Listening Assignment:  
Our Bible Verse is Jude 1:24-25**

"Now to him who is able to keep you from stumbling and to present you blameless before the presence of his glory with great joy, to the only God, our Savior, through Jesus Christ our Lord, be glory, majesty, dominion, and authority, before all time and now and forever. Amen."

**1. Who helped the people of Israel when they stumbled in their faith, fearing Pharaoh and his soldiers?** The LORD did!

**2. How did He help them?** He took care of their needs and rescued them. He gave them faith to trust Him and obey Him, even though they were afraid.

**For You and Me:**

There may be times in our lives when we get impossible, big, bad, SCARY news. There may be times when there seems to be no way out of trouble. We may want to stumble in fear, like the people of Israel did. But with the LORD, there is always a way out. He always is at work, helping His people. He always will give them what they need. He will always help them to keep on loving Him and living for Him. We can be God's people, too, when we turn away from our sins and trust in Jesus as our Savior. Then we can know that the LORD will always

sustain us. He will always give us what we need. He will always help us to keep on loving Him and living for Him, even when we feel like stumbling in fear. Thank You, God! Help us to trust in You today!

**Detective Dan's Lesson 3 Listening Assignment:**

Our six clues were: a wall of water; a chariot; a watermelon; Moses; a feather; and, dead plants.

**1. Which four belong in our story?**

The wall of water, the chariot; Moses; and, the dead plants belong. The watermelon and the feather do not belong.

**2. Who praised the LORD for rescuing them from their enemies?** The people of Israel did.

**For You and Me:**

There may be times in our lives when we get impossible, big, bad, SCARY news. There may be times when there seems to be no way out of trouble. But with the LORD, there is always a way out. He always is at work, helping His people. He always will give them what they need. He will always help them to keep on loving Him and living for Him. We can be God's people, too, when we turn away from our sins and trust in Jesus as our Savior. Then, we can know that the LORD will always sustain us. He will always give us what we need. He will always help us to keep on loving Him and living for Him. Thank You, God! Help us to trust in You today!

**The Gospel** (story wrap-up if NOT using Listening Assignments)**Our Bible Truth is:****Why Do God's People Keep Believing in Him?****It Is God's Sustaining Grace...****God Alone Sustains His People!**


The people of Israel saw the LORD save them from their enemies over and over. He took care of their needs and grew their trust in Him. But the biggest enemy the people of Israel faced was not the mean king of Egypt or his army of soldiers. Their biggest enemy was in their hearts. It was choosing to not trust in the LORD or obey His good laws. It was sin! The sin in their hearts deserved God's punishment. It meant they deserved to not be God's people at all. Now this really was impossible, big, bad, SCARY news! But the LORD provided a rescue from their sin, too. How? By sending His Son, Jesus, to live a perfect life and to offer it up on the cross as the full payment for the sins of God's people. On the third day, Jesus rose from the dead in victory. Through Jesus, God provided the way for them to be saved... and for us, too, if we turn away from our sins and trust in Jesus as our Savior. Ask God to help you do this! He loves to answer this prayer! *Close in prayer.*

**Closing ACTS Prayer**

- A** God, we praise You for being the Sustainer of all things. You keep everything going according to Your perfect plans.
- C** We confess that many times we doubt that You really will sustain us through hard times. We act like You won't be faithful to us. We need a Savior!
- T** God, thank You for Your promises to always sustain Your people, so that they will keep loving and obeying You all their lives.
- S** God, please sustain us. Work in our hearts. Help us to turn away from our sins and trust in Jesus as our Savior. Help us to know You. Give us what we need each day to love You and live for You.  
In Jesus' name we pray, Amen.

***Go to Lesson Plan, p.9 for the script to the rest of the lesson.***





# What Do God's People Keep Believing in Him?



ANSWER:

## It Is God's Sustaining Grace!

VISUAL  
AID

#1

take out



of BQB

## The Big Question

*Hold up the Big Question sign for all the children to see, and say:*

The Big Question we are investigating today is  
Big Question Number 13:

**Why Do God's People Keep Believing in Him?**

and the Answer is:  
**It Is God's Sustaining Grace!**

### **Meaning:**

All people enjoy many good things and suffer many bad or sad things in this world. Enjoying good things or going through bad things make some people turn away from God. They love the good things too much or get mad at God for the bad things that happen.

But that's not what happens with God's people. They have put their trust in Jesus. They want to love God most of all, even more than the good things they enjoy. They trust God and His good plans, even as they go through bad or sad things.

What makes the difference? It's God and His sustaining grace! That is, His gifts of strength to help us keep on believing in Him and living for Him. God will always give His people what they need! He wants them to depend on Him and He loves for them to ask for His help. He will never fail them. God will help you like this, too, if you turn away from your sins and put your trust in Jesus.

Let's sing our Big Question Song: "

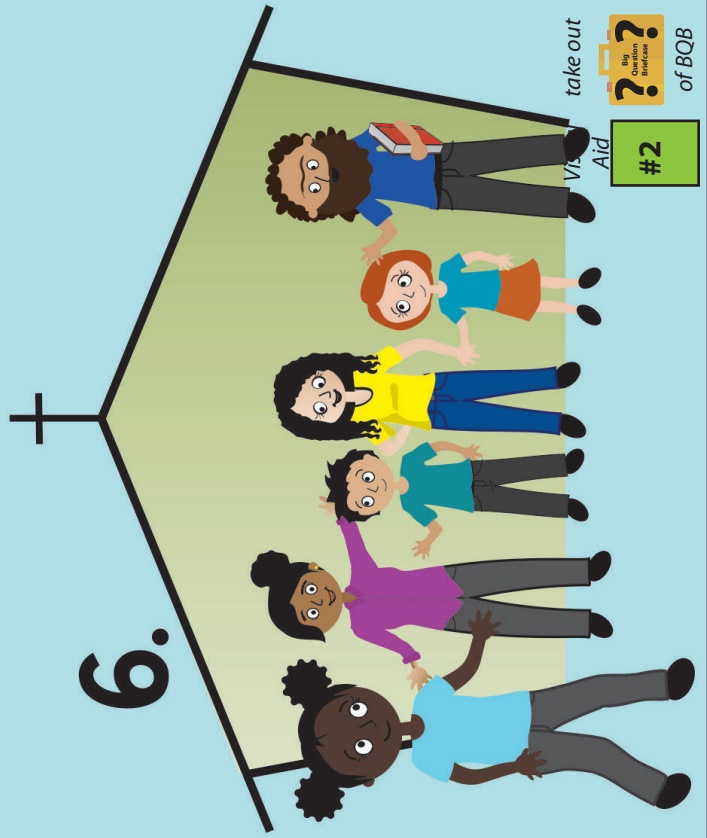



## Big Q & A 13 Song

*DDD ESV Songs 13, track 12*

*(adapted version of "This Old Man")*

Why do God's people keep  
believing in God?  
And why do God's people  
keep living for Him?  
Because God sustains them,  
yes, God alone,  
That's why God's people keep  
believing in God.

# BIG QUESTION 13: Six truths about God's sustaining grace



take out  
Visual  
Aid



#2

of BQB

## **This Unit's Bible Truths**

"It is God's Sustaining Grace" is a good beginning, but there's so more to learn. So it's time for us to dig down even deeper for more answers to our Big Question about God. We're going to be learning SIX Bible truths that all tell us more about God's sustaining grace.

Who would like to hand me the picture with our six Bible truths on it? It's in the Big Question Box/Briefcase."

*Choose a child to get it and hand it to you, then hold it up and show them the pictures of the six truths they will be learning.*

*After everyone has had a good look say...*

"Ok, now let's look at our Bible Truth Clue sign and see if we can figure out which of these six truths we will be learning about today. Who would like to get it out of the Big Question Briefcase for me?"

*Choose a child to open the briefcase, take out the Bible Truth Clue sign and hand it to you.*



CAN YOU GUESS BIBLE TRUTH I:

**Why Do God's People  
Keep Believing in Him?  
It Is God's Sustaining  
Grace...**

**God ??? sustains  
His people!**

**HINT:** "This word means God only sustains His people. It starts with an "A" and it rhymes with "bone."

**ANSWER:**  
**God ALONE sustains His people!**

DDD 13.1 Bible Truth

# GOD



Visual  
Aid

#3



of BQB

# Revealing the Bible Truth

## We Are Learning

*Hold up the front side for the children to see. Cover up the answer, written along the bottom, and say:*

**“Why Do God’s People Keep Believing in Him?  
It Is God’s Sustaining Grace!  
God ???? Sustains His People!”**

We’re missing one word. Here’s the hint to what the missing word is. It says: “This word means God only sustains His people. It starts with an “A” and it rhymes with “bone.”

Can you guess? It’s “alone.”

So the Bible Truth we are learning today is:  
*(uncover answer from bottom of sign, show it to them and say:)*

**“Why Do God’s People Keep Believing in Him?  
It Is God’s Sustaining Grace!  
God ALONE Sustains His People!”**

And here is what this Bible Truth means:  
*(read the meaning off of the back of the sign, say:)*

God is the Creator of all things, but He is also the Sustainer of all things. That means He’s the one who alone keeps everything working according to His perfect purposes. That includes the stars and the planets, the rocks and the plants, the birds, the fish, the animals, and people. Absolutely everything!

God created people with something special inside their bodies: a spirit to know and love Him. We depend upon Him to sustain both our bodies and our spirits. He’s the one who works in our heart to turn us away from our sins and trust in Jesus as our Savior. This is how we become God’s people. He’s the one who gives His people new hearts filled with the Holy Spirit so that they love Him and live for Him. He helps them to keep fighting sin inside their hearts and to faithfully endure the sufferings they face.

Without God’s sustaining power, God’s people know they would never be able to know God or keep on following Him. They depend upon Him to sustain their love and obedience to Him all the days of their lives. They are so grateful that they don’t have to depend upon themselves but have His unfailing promise to help them do this. We can become God’s people when we turn away from our sins and trust in Jesus as our Savior.

“Now to him who is able to keep you from stumbling  
and to present you blameless before the presence of his glory with great joy,  
to the only God, our Savior, through Jesus Christ our Lord,  
be glory, majesty, dominion, and authority, before all time and now and forever. Amen.”  
-- Jude 1:24-25, ESV



DDD 13.1 Bible Verse Picture—front

## Bible Truth | Bible Verse

*Remove the Bible Verse Picture from the "Bible" folder and hold it up for all the children to see, then say:*

Jude 1:24-25 tells us:

### **Jude 1:24-25, ESV**

"Now to him who is able to keep you from stumbling and to present you blameless before the presence of his glory with great joy, to the only God, our Savior, through Jesus Christ our Lord, be glory, majesty, dominion, and authority, before all time and now and forever. Amen."

### **Learn a Little**

"Now to [God] who is able to keep you and to present you blameless be glory forever. Amen."

### **What does that mean?**

We stumble when we trip over a rock or our shoelaces. We have to catch ourselves before we fall down and get hurt. This is how our bodies stumble. But did you know we can stumble inside our heart, too? Our heart stumbles when we are tempted to stop trusting in God or obeying His Word. The sin in our heart makes it easy to stumble.

God's people don't want to stumble in their hearts. They don't want sin to keep them from loving God and living for Him. They know they can't keep themselves from stumbling, but they know that God can. He promises to help them. He promises that all their sins are forgiven through Jesus. He promises to keep on sustaining their love for Him their whole lives. They know that because of God's promise to sustain them, that one day they will come into their His presence and praise His name forever. God was the one who took away their sins. He was the one who helped them every day of their lives! And they will go on praising Him and thanking Him forever. We can become God's people when we turn away from our sins and trust in Jesus as our Savior.

"Now it's time to do a bit more deep down investigating. Let's see what Detective Dan wants us to help him figure out. Would someone like to get it out for me?"

*"We've said our Bible verse, now let's sing it!"*

## To Him Who Is Able:

### **Jude 1:24-25**

*DDD ESV Songs 13, track 19*

To him who is able to keep you, (keep you)  
To keep you from stumbling, (stumbling)  
To present you blameless, (blameless)  
Before the presence of his glory  
with great joy, (with great joy)

To the only God, our Savior, (Savior)  
Through Jesus Christ our Lord, (Lord)  
Be glory, majesty, dominion,  
And authority, before all time,  
now and forever.  
Amen, Amen, Amen. (Amen)  
Amen, Amen, Amen. (Amen)  
Amen, Amen, Amen. (Amen)  
Amen, Amen, Amen. (Amen)  
Jude One, twenty-four and five.

"Now it's time to do a bit more deep down investigating. Let's see what Detective Dan wants us to help him figure out. Would someone like to get it out for me?"



take out



Place in



Visual Aid



# Detective Dan's Listening Assignment #1



# Detective Dan's

## Listening Assignment #1



Hi, Deep Down Detectives!

I'm working on a brand-new case called:

"The Case of the Impossible, Big, Bad, Scary News."

I need to find out:

1. What was the impossible, big, bad, SCARY news?  
AND
2. Who turned this bad news into amazing, good news each time?

Can you help me? Listen carefully to the story and you might just hear the answers!

Thanks!

Detective Dan

***Then say,*** "Ok, Deep Down Detectives! Put on your best listening ears and see if you can hear the answers to Detective Dan's questions. When I finish telling the story, we will see if we can answer all of his questions."

*Read the Bible Truth story, putting up the storyboard pictures as you tell it.*

*At the end of the story, repeat the questions and lead the children in answering them. Present the gospel and close in prayer.*

\*Answers to assignment questions, the gospel and ACTS prayer are also included at the end of the story text.\*

Answers:

1. **What was the impossible, big, bad, SCARY news?** Jacob and the people of Israel faced many problems that were too big for them: no food to eat because there was no rain; then, no way to get free from the mighty Pharaoh and his soldiers.
2. **Who turned this bad news into amazing, good news each time?** The LORD did! He always helped His people and took care of their needs. They could always trust in Him.

**For You and Me:**

There may be times in our lives when we get impossible, big, bad, SCARY news. There may be times when there seems to be no way out of trouble. But with the LORD, there is always a way out. He always is at work, helping His people. He always will give them what they need. He will always help them to keep on loving Him and living for Him. We can be God's people, too, when we turn away from our sins and trust in Jesus as our Savior. Then, we can know that the LORD will always sustain us. He will always give us what we need. He will always help us to keep on loving Him and living for Him. Thank You, God! Help us to trust in You today!



take out



Place in



Visual Aid



# Detective Dan's Listening Assignment #2



# Detective Dan's

## Listening Assignment #2



Hi, Deep Down Detectives!

I'm still working on the case called:

**"The Case of the Impossible, Big, Bad, Scary News."**

Our Bible verse is Jude 1:24-25:

**"Now to him who is able to keep you from stumbling and to present you blameless before the presence of his glory with great joy, to the only God, our Savior, through Jesus Christ our Lord, be glory, majesty, dominion, and authority, before all time and now and forever. Amen."**

I need to find out:

**1. Who helped the people of Israel when they stumbled in their faith, fearing Pharaoh and his soldiers?**

**AND**

**2. How did He help them?**

**Can you help me? Listen carefully to the story and you might just hear the answers!**

**Thanks for your help!**

**Detective Dan**

***Then say,*** "Ok, Deep Down Detectives! Put on your best listening ears and see if you can hear the answers to Detective Dan's questions. When I finish telling the story, we will see if we can answer all of his questions!"

*Read the Bible Truth story, putting up the storyboard pictures as you tell it. At the end of the story, repeat the questions and lead the children in answering them. Present the gospel and close in prayer.*

\*Answers to assignment questions, the gospel and ACTS prayer are also included at the end of the story text.\*

Answers:

**Our Bible Verse is Jude 1:24-25**

"Now to him who is able to keep you from stumbling and to present you blameless before the presence of his glory with great joy, to the only God, our Savior, through Jesus Christ our Lord, be glory, majesty, dominion, and authority, before all time and now and forever. Amen."

- 1. Who helped the people of Israel when they stumbled in their faith, fearing Pharaoh and his soldiers?** The LORD did!
- 2. How did He help them?** He took care of their needs and rescued them. He gave them faith to trust Him and obey Him, even though they were afraid.

**For You and Me:**

There may be times in our lives when we get impossible, big, bad, SCARY news. There may be times when there seems to be no way out of trouble. We may want to stumble in fear, like the people of Israel did. But with the LORD, there is always a way out. He always is at work, helping His people. He always will give them what they need. He will always help them to keep on loving Him and living for Him. We can be God's people, too, when we turn away from our sins and trust in Jesus as our Savior. Then we can know that the LORD will always sustain us. He will always give us what we need. He will always help us to keep on loving Him and living for Him, even when we feel like stumbling in fear. Thank You, God! Help us to trust in You today!



take out



Place in



Visual Aid



# Detective Dan's Listening Assignment #3



# Detective Dan's

## Listening Assignment #3



Hi, Deep Down Detectives!

I'm still working on the case called:

“The Case of the Impossible, Big, Bad, Scary News.”

I found SIX clues, but TWO of them are NOT in the story. They are: a wall of water; a chariot; a watermelon; Moses; a feather; and, dead plants.

*Hold up each of the six pictures for the children to see as you identify them. Better yet, put them up on your flannelgraph board, off to one side.*

I need to know:

1. Which FOUR pictures belong in the story and which TWO do NOT?
2. Who praised the LORD for rescuing them from their enemies?

Can you help me? Listen carefully to the story and you might just hear the answers!

Thanks!

Detective Dan

***Then say,*** “Ok, Deep Down Detectives! Put on your best listening ears and see if you can hear the answers to Detective Dan's questions. When I finish telling the story, we will see if we can answer all of his questions.”

*Read the Bible Truth story, putting up the storyboard pictures as you tell it. At the end of the story, repeat the questions and lead the children in answering them. Present the gospel and close in prayer.*

\*Answers to assignment questions, the gospel and ACTS prayer are also included at the end of the story text.\*

Answers:


**1. Which four pictures belong in the story and which two do not?**

The wall of water, the chariot; Moses; and, the dead plants belong. The watermelon and the feather do not belong.

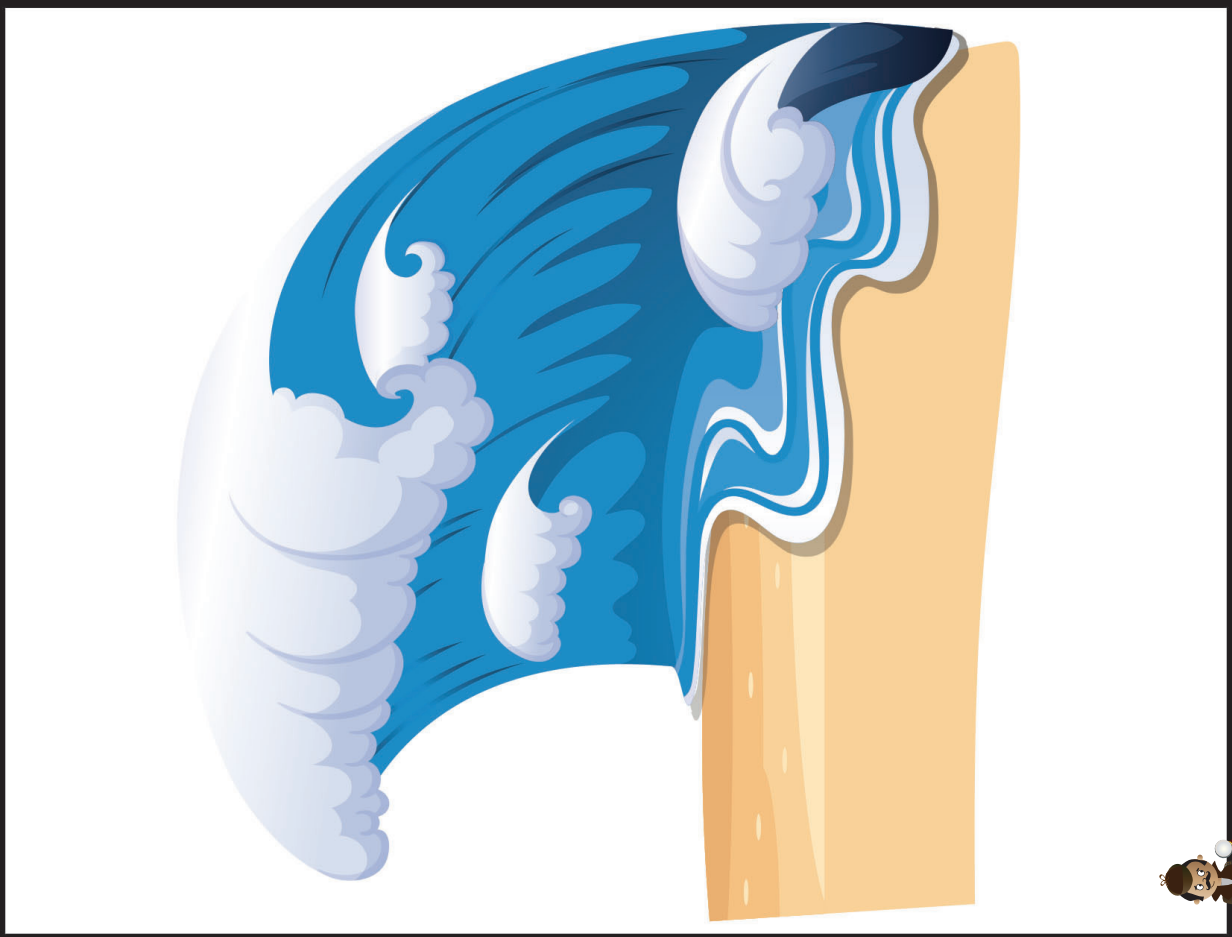
**2. Who praised the LORD for rescuing them from their enemies?** The people of Israel did.

**For You and Me:**

There may be times in our lives when we get impossible, big, bad, SCARY news. There may be times when there seems to be no way out of trouble. But with the LORD, there is always a way out. He always is at work, helping His people. He always will give them what they need. He will always help them to keep on loving Him and living for Him. We can be God's people, too, when we turn away from our sins and trust in Jesus as our Savior. Then we can know that the LORD will always sustain us. He will always give us what we need. He will always help



**A Chariot**



**A Wall of Water**

VISUAL  
AID  
#5C

Place in  
DDD  
Bible™

take out  
Big  
Question  
Bible™  
of BQB

VISUAL  
AID  
#5C


Place in  
DDD  
Bible™

take out  
Big  
Question  
Bible™  
of BQB


DDD 13.1 Lesson 3 Listening Assignment Clue Picture 2 for kids

DDD 13.1 Lesson 3 Listening Assignment Clue Picture 1 for kids





Moses



A Watermelon

VISUAL  
AID  
#5C

Place in  
DDD  
Bible™

take out  
Big  
Question  
Briefcase  
of BQB


VISUAL  
AID  
#5C

Place in  
DDD  
Bible™

take out  
Big  
Question  
Briefcase  
of BQB

DDD 13.1 Lesson 3 Listening Assignment Clue Picture 4 for kids

DDD 13.1 Lesson 3 Listening Assignment Clue Picture 3 for kids



**A Dead Plant**



**A Feather**

VISUAL  
AID  
#5C

Place in  
DDD  
Bible™

take out  
Big  
Question  
Briefcase  
of BQB

VISUAL  
AID  
#5C

Place in  
DDD  
Bible™

take out  
Big  
Question  
Briefcase  
of BQB

DDD 13.1 Lesson 3 Listening Assignment Clue Picture 6 for kids

DDD 13.1 Lesson 3 Listening Assignment Clue Picture 5 for


# Big Question 13, Bible Truth 1 Storyboard Background Pictures Key (BG)

Put these pictures in place on your storyboard BEFORE you tell your story.

**BG1/SB23**  
**The Nile**  
(Made of felt)




**BG2 Goshen**  
(Made of felt)



**BG3 Pharaoh's Palace**



**BG4 Red Sea**  
(Made of felt)



### Note about felt pieces:

These are best made to size when you put the other storyboard pieces on your board, since board sizes vary.

### Note about the Red Sea:

While most felt pieces are one, simple, large piece, the Red Sea is different. To create the Sea parting, you want to use two pieces of blue felt. Glue down the ends of the blue felt to the one-piece beach piece. Leave the middle section open so you can peel back the Sea. Curl the Sea back and tack down with the pieces of velcro that is attached to the underside of the two Sea pieces near the middle. (This velcro will help keep the middle of the Sea in place and then makes holding back each side easy when you open it up.)

# Big Question 13, Bible Truth 1 Storyboard Pictures Key (SB)

Store these pictures in numerical order in your DDD Bible Folder.  
Add these to your story as you tell it. Numbers correspond to placement order.

**SB1 Jacob's Family in Canaan**



**SB2 Sun**



**SB3 Dying Crops and Animals from Drought**



**SB4 The LORD--He Is Their God, They Are His People-- He Will Sustain Them**



**SB5 Joseph with Grain in Egypt**



**SB6 Jacob's Family in Goshen**



**SB7 Pharaoh Welcomes Jacob**



**SB8 Jacob Praises God for Providing for Them**




**SB9 Jacob's Family Grows and Grows**



**SB10 Egyptians and New Pharaoh Worry about All the Israelites**



**SB11 People of Israel Forced to Be Slaves**



**SB12 People of Israel in Trouble**



**SB13 Moses and Aaron Tell Pharaoh to Let the People of Israel Go**



**SB14 Plagues of Frogs**



**SB15 Plagues of Frogs, Locusts and Boils**



**SB16 Moses Leads the People Out of Egypt**



**SB17 Pharaoh's Soldiers Go After the People of Israel**



**SB18 People of Israel on Other Side of the Red Sea**



**SB19 People of Israel Praise the Lord for Sustaining Them and Rescuing Them**







NOTE:

Some of the larger images are assembled from two or more pages. You can make these easier to fold by leaving a small gap in the lamination between the pieces. This allows you to fold the image along the gap.



leave slight gap here  
to create a "hinge" for  
easy folding



BG3 Pharaoh's Palace  
Part 1 of 2  
DDD 13.1 Story  
glue together, then laminate  
Place on board before telling story





BG3 Pharaoh's Palace  
Part 2 of 2  
DDD 13.1 Story  
glue together, then laminate  
Place on board before telling story






SB1 Jacob's Family  
in Canaan Pt 1 of 2  
DDD 13.1 Story  
glue together, then laminate




SB1 Jacob's Family  
in Canaan Pt 2 of 2  
DDD 13.1 Story  
glue together, then laminate



SB5 Joseph with Grain  
in Egypt  
DDD 13.1 Story

SB2 Sun  
DDD 13.1 Story





SB3 Dying Crops and  
Animals from Drought  
DDD 13.1 Story

**The Look**

**GO GO GO**  
**Your**



SB4 The LORD--He Is  
Their God, They Are  
His People-- He Will  
Sustain Them  
DDD 13.1 Story



SB6 Jacob's Family  
in Goshen Pt 1 of 2  
DDD 13.1 Story  
glue together, then laminate





SB6 Jacob's Family  
in Goshen Pt 2 of 2  
DDD 13.1 Story  
glue together, then laminate



SB19 People of Israel Praise  
the Lord for Sustaining Them  
and Rescuing Them  
DDD 13.1 Story

SB7 Pharaoh Welcomes Jacob  
DDD 13.1 Story






SB8 Jacob Praises  
God for Providing  
for Them Pt 1 of 2  
DDD 13.1 Story  
glue together, then laminate

The  
LORD

my  
God



SB8 Jacob Praises  
God for Providing  
for Them Pt 2 of 2  
DDD 13.1 Story  
glue together, then laminate





SB14 Plagues of Frogs  
DDD 13.1 Story

SB9 Jacob's Family  
Grows and Grows  
Pt 1 of 2  
DDD 13.1 Story  
glue together, then laminate



SB9 Jacob's Family  
Grows and Grow  
Pt 2 of 2  
DDD 13.1 Story  
glue together, then laminate





SB10 Egyptians and New  
Pharaoh Worry about All  
the Israelites  
DDD 13.1 Story



SB11 People of Israel  
Forced to Be Slaves  
Pt 1 of 2  
DDD 13.1 Story  
glue together, then laminate





SB11 People of Israel  
Forced to Be Slaves  
Pt 2 of 2  
DDD 13.1 Story  
glue together, then laminate

**DO  
SOMETHING!**

**HELP  
US, GOD!**



SB12 People of Israel  
in Trouble  
DDD 13.1 Story

LET  
THEM  
GO!



SB13 Moses and Aaron  
Tell Pharaoh to Let the  
People of Israel Go  
DDD 13.1 Story





SB15 Frogs, Locusts  
and Boils  
on People of Egypt  
DDD 13.1 Story

SB16 Moses Leads the  
People Out of Egypt  
Pt 1 of 2  
DDD 13.1 Story  
glue together, then laminate



SB16 Moses Leads the  
People Out of Egypt  
Pt 2 of 2  
DDD 13.1 Story  
glue together, then laminate





SB17 Pharaoh's Soldiers Go  
After the People of Israel  
Pt 1 of 2  
DDD 13.1 Story  
glue together, then laminate



SB17 Pharaoh's Soldiers Go  
After the People of Israel  
Pt 2 of 2  
DDD 13.1 Story  
glue together, then laminate



SB18 People of Israel on  
Other Side of the Red Sea  
DDD 13.1 Story



# **DEEP DOWN DETECTIVES**



**Visual Aids**

**Unit 13,**

**Bible Truth 2**

## About Deep Down Detectives Visual Aids and Large Format Storyboard Pictures

### How Are They Used?



The Deep Down Detectives Visual Aids and Large Format Storyboard Pictures are a companion resource to be used alongside the Deep Down Detectives Core Curriculum for each unit. These colorful pictures are used in presenting the key concepts, telling the Bible stories, and, in playing the Bible Story Review games. The storyboard pictures in this book are for flannelgraph boards at least 36" x 48." (Choose Visual Aids with Small Format Storyboard Pictures for smaller boards.)

### What Do They Include?



**There are six, different resources included in this book:**

**1. Key Concept Visual Aids**-- colorful signs of the Big Question and Answer, the Bible Truths taught in each unit, the Bible verses, and the Listening Assignments used with the curriculum for each Bible Truth taught in the unit.

**2. The Storyboard Picture Key**-- a who's who of the pictures in thumbnail size.

**3. Storyboard Suggested Picture Placement** page--how you can place your pictures up on your storyboard that works well with the story.


**4. The Storyboard Pictures, themselves.** Notice that each picture is identified on the back for easy reference.

**5. Directions** for how to make a homemade flannelgraph storyboard and sturdy storyboard pictures.

**6. Directions** for making the Deep Down Detectives "Bible" Folder and the **back/front images** to paste in place when making it. (Larger back/front images are found online with the curriculum.)



### Ready, Set, Rip It Out!



This book is meant to be ripped up and made into your visual aid. The key concept signs can be cut out and laminated or slipped into sheet protectors. Cut out around the storyboard images and ideally, laminate these. Some of the biggest pictures actually need to be stuck together, before laminating.

### Store It!



Deep Down Detectives is a curriculum that can be used over and over. Store your visual aids and storyboard pictures after using them and they will serve you for many years. We store ours in manilla envelopes and then put them (along with all the rest of the curriculum) in magazine files, labeled by unit. If you have multiple classes using the curriculum, store each set of resources in separate manilla envelopes. This will make prep much simpler, second time around.

### Replacement Storyboard Pictures



You can always purchase this book again or simply go online to the [praisefactory.org](http://praisefactory.org) website (Deep Down Detectives section) and print out any pictures that go missing.

**The Case of the Really Bad Remember-ers***Exodus 5-15, 19-20, 24; Numbers 13-14; Joshua 1-5***Story-telling Tips**

Ahead of time:

1. Read the Bible verses and story. Pray!
2. Choose story action cues and prepare storyboard figures/Story Scenes, if using. (In Visual Aids book)
3. Practice telling story with the storyboard figures/Story Scenes, timing your presentation. Shorten, if necessary.

During your presentation:

1. Maintain as much eye contact as possible as you tell the story.
2. Put up storyboard figures/add story action cues/hold up Story Scenes as you tell the story. Allow the children to help you put them on the board, if desired.
3. Include the children in your story with a few questions about what they think will happen or words/concepts that might be new to them.
4. Watch the kids for signs that their attention span has been reached. Shorten, if necessary.

**INTRODUCTION/ LISTENING ASSIGNMENTS**

**"Our story is called: The Case of the Really Bad Remember-ers. Here is your listening assignment."** Read from Detective Dan's Listening Assignment signs, but questions are summarized below:

**Detective Dan's Lesson #1 Listening Assignment:**

I need to find out:

1. Who were the really bad remember-ers? What did they refuse to remember about God?
2. What happened when they did remember God as they should?

**Detective Dan's Lesson #2 Listening Assignment:**

**Our Bible Verse is Psalm 54:4,6-7:** "Behold, God is my helper; the Lord is the upholder of my life...I will give thanks to your name, O Lord, for it is good. For he has delivered me from every trouble, and my eye has looked in triumph on my enemies."

I need to find out:

1. What troubles did the people of Israel face?
2. What did the LORD promise to do for them in their troubles?

**Detective Dan's Lesson #3 Listening Assignment:**

I found six clues, but only 4 of them are in the story.

Our six clues were: grapes; a rocket; a giant enemy; Joshua, the Ark of the Covenant; and an elephant. Hold each of them up for the children to see as you identify them.

I need to figure out:

1. Which four belong in the story and which two don't?
2. Who thanked the LORD for keeping His promise to help them? How did He help them?

**Read the assignment questions, THEN SAY,**

"Ok, Deep Down Detectives! Put on your best listening ears and see if you can hear the answers to Detective Dan's questions. When I finish telling the story, we will see if we can answer all the questions."

*Read the Bible Truth story, answer questions, present the gospel and lead in prayer.*

*Answers to questions; the gospel; and, ACTS prayer are included with the story text.*

**The Case of the Really Bad Remember-ers***Exodus 5-15,19-20,24; Numbers 13-14; Joshua 1-5*

**Story with lines separating paragraphs (text in bold, optional interaction cues in italics)** Numbers correspond to storyboard pictures and placement upon the storyboard. Always feel free to use less pictures, if it's best for your kids. Simply black out the numbers next to pictures you do not plan to use. All pictures are found in the Visual Aids book. Put BG (background) pictures on storyboard ahead of time. SB pictures (listed below in story text) are added to board as you tell the story. These numbers are also found on the back of each picture. Tip: Stack pictures in numerical before telling story for easy use. Use sticky-back velcro to attach pictures to storyboard felt. Use sticky-tac putty to stick a picture on top of another picture. OR, if using the Story Scenes to tell the story, disregard the storyboard picture references listed below.

**“(SB1, SB2) It’s time to go into Canaan, the land the LORD promised you!”** Moses told the people of Israel. **This was the moment they had been waiting for! The LORD had rescued them from their enemies in Egypt. He had given them His laws and made them His people at Mt. Sinai. And now, He had led them to Kadesh Barnea, an oasis right next to Canaan.** **“(SB3) Canaan is filled with good things for you. Go in and take it, just as the LORD told you to,”** Moses told the people. **“Don’t be afraid. Don’t be discouraged. The LORD is with you!”** Moses urged them.

**But the people weren’t so sure. Maybe the LORD knew Canaan, but they didn’t. (SB4) Maybe there were some very good places to live and some very good food to eat in this land the LORD promised them. Perhaps it did flow with milk and honey (a nickname for a land filled with the best things). But, there might be some very big enemies living there, too. Maybe enemies as big and bad as the armies of Egypt. Hmmm... “Let’s send some men ahead of us to check out the land. Let them spy it out, then come back and report what they find,”** they said to Moses.

**Did the people of Israel really need to send out spies? Did they really need to know how big their enemies were? No, they didn’t! WHO promised to be with them and was more powerful than any enemy they might face? Who would always help them carry out His plans? Can you tell me His name?**

*Can you tell me?*

**(SB5) It was the LORD! The LORD was with them. No enemy would ever be too powerful for Him. It was His plan for them to have this land and no one can ever stop His plans. The LORD would give them all the help they needed, no matter what enemy they faced. All they had to do was think back and remember. They had been helpless to free themselves from Pharaoh, but the LORD had helped them with His mighty power. He sent gnats, frogs, and other sadnesses...and they were free! They had been helpless against Pharaoh’s chariots, trapped by the Red Sea. But the LORD had helped them with His mighty power. He had parted the Red Sea and made a way for them to escape. He washed away Pharaoh’s men. Remember! Remember! The LORD would always help them. He would always rescue them. He would always take care of them. But the people weren’t remembering as they should, so the LORD allowed them to send out spies.**

**(SB6) Twelve men were chosen: Joshua, Caleb, and ten other leaders. They would be best to see what the land was like for the people. “Go through the Negev mountains, then into the grassy, hill country,”** Moses ordered the men. **“Look at the people. Are there lots of them? Are they weak or strong? Do they live in tents or cities surrounded by strong walls? See what the land is like. Does it have trees? Is it good for farming?”** Moses told them. **“Be brave and bring us back some fruit!”** he said.

**So, sneaky sneak, sneak went the twelve men into the Promised Land of Canaan. (SB7) First, they went through the tall, dry, Negev mountains. No one lived there and no food would grow there either. Would ALL the land God promised them be like this?**

*What do you think?*

*Story with lines separating paragraphs (text in bold, optional interaction cues in italics)*

**No, it wasn't!** (SB8) At last, the spies came to the grassy, hill country. Now this was MUCH better! What beautiful views from the hills! What good farming in the valleys! Lots of fish and fresh water in the lakes and rivers. Lots of trees with red, juicy pomegranate and delicious, sweet figs, too. Yum! And the grapes. Oh, how good were the grapes! (SB9) The men cut off a huge branch covered in them and slung it over a pole to carry back to Moses and the people. It took two of them to carry just that one branch it was so big! Oh, yes! The land the LORD was giving them very good!

But, there wasn't just plenty of food in this Promised Land. There were plenty of people, too! And not just any kind of people! (SB10) These were fierce, giant people who lived in strong, tall cities and worshipped bad, fake gods. They wouldn't welcome the people of Israel to Canaan. They would fight hard to keep their beautiful land, and they certainly seemed strong enough to beat the people of Israel and keep them out!

(Move SB10, then remove) With fruit in hand, Joshua, Caleb, and the other, ten men started back to Kadesh Barnea. Back through the hill country, back through the Negev mountains they went, sneak, sneak, sneaking and walk, walk, walking. Back to Moses and the people. And as their legs were busy sneaking and walking, their minds must have been busy thinking. What do you think they were thinking about?

*Can you guess?*

I bet they were thinking about what to tell the people when they got back to camp. Big fruit; big enemies; big cities. Would the people be in big trouble if they went into the Promised Land; or, could they trust in big help from the LORD?

How excited the people were when at last the twelve men returned! "(SB11) Look at that fruit! Those delicious pomegranates and figs! That huge branch of juicy grapes!" the people exclaimed. They eagerly gathered around the twelve spies to hear more about the wonderful land of Canaan.

(SB12) Ten of the spies (all except Joshua and Caleb) stood up and gave their report. "The land is beautiful and good, just as the LORD said," they told the people, "But, the land is full of fierce giants who live in great cities with strong walls. We can't do it. We are helpless to fight them and take the land," they exclaimed. "We shouldn't even try. If we do, we will all die, we and our children!"

How sad! These ten leaders had refused to remember the LORD or trust that He would keep His promise to help them. Now, it was the people's turn. What would they do with the spies' report? Would they remember the LORD and trust in His promise to help them; or, would they choose to forget Him, just as these ten leaders had?

*What do you think?*

The people chose to forget the LORD. (SB13) "WAAAAA!" the people wailed when they heard what the ten spies said. They cried and cried and cried all the rest of the day and all night long.

(SB14) By the morning, their tears had dried and their cries had stopped. Their "WAAAAA!" changed to "GRRRRR!" They were FURIOUS at the LORD and Moses and Aaron. "Why did you bring us out here to be killed by these enemies?" they grumbled. "Let's get a new leader and go back to Egypt! We were better off there!" they said.

This was terrible! (SB15) Moses and Aaron bowed down and prayed to the LORD for the people. They deserved the LORD's punishment for doubting His goodness and His help. Moses and Aaron begged for His mercy.



*Story with lines separating paragraphs (text in bold, optional interaction cues in italics)*

Then, Joshua and Caleb, the last of the twelve spies, stood up with something very different to say. “(SB16) The land we spied out is so very good. Don’t rebel against the LORD! Don’t fear the people of the land! They are nothing. The LORD is with us. He’s able to help us and give it to us,” they exclaimed. These two leaders remembered the LORD. They trusted in His promise to help them. Would their report help the people remember and trust, too?

*What do you think?*

(SB17) It did NOT! The people STILL refused to remember the LORD. They STILL refused to go into the beautiful Promised Land. They even picked up stones to throw at Moses and Aaron! Grrr! They were so angry!

(SB18) Then suddenly, the bright, shiny glory of the LORD appeared. Everyone stopped in amazement. Their God was the living God! They had forgotten who He was yet again.

You see, this wasn’t the first time the people had forgotten the LORD since He had rescued them from Egypt. This wasn’t even the second, third, or fourth time. It was the TENTH time, and the LORD’s patience had run out. “How long will the people not believe in Me? When will they remember all the amazing things I’ve done for them and trust Me to help them?” the LORD said to Moses.

“(SB19) Because you didn’t believe that I would take care of you and defeat your enemies, you will NOT get to go into the Promised Land. You will wander out here in the dry desert for forty years until you grow old and die. Instead, I will take your children to live in the beautiful land when they grow up,” the LORD told them.

How sad the people were! They hadn’t remembered the LORD. They hadn’t trusted He would help them. And now, they would never get to live in the good land He had promised them.

“(SB20) The people, the spies, Aaron, and Moses headed out into the wilderness, leaving Canaan behind. And as the years passed, the adults grew old and died. At last, only Joshua and Caleb, the two faithful spies, remained. (SB22) But, the children grew up and became adults; and, the LORD made Joshua their new leader.

Now, it was time to go into the Promised Land. Once more, the people of Israel camped right outside of Canaan, this time by the Jordan River. (SB23) Once more, spies were sent to spy out the land. (SB24) And once more, they came back with news of good fruit and powerful enemies living in strong, walled cities. There was STILL no way for the people of Israel to beat these enemies on their own.

But that was not ALL the two spies had seen. “The people are mighty and their cities are strong, but they have heard of the LORD and are scared,” they reported. “The LORD has surely given us this land!”

The LORD encouraged the people, too. “I will go before you and fight your enemies,” the LORD promised Joshua and the people. “Many years earlier, I parted the Red Sea to help you escape Pharaoh’s armies. Now, I will part the rushing, roaring waters of the Jordan River for you. I will dry up the riverbed so you can cross to the Promised Land on dry land,” He said. “Be strong and courageous as you lead the people!” the LORD urged Joshua. “I will be with you wherever you go!” He promised.

What would the people do this time? Would they remember all the LORD had done for them? Would they trust His promises to help them?

*What do you think?*

*Story with lines separating paragraphs (text in bold, optional interaction cues in italics)*

---

**(SB25) This time, the people did NOT fear! This time they DID remember, and they DID trust!** **(SB26) The priests carrying the golden Ark of God's Presence, led the people toward the rushing waters of the Jordan River. If the LORD did not stop the waters, they would surely drown. But as the first priest put out his foot to step into the swirling water, the LORD did just what He promised. (Place BG2 on top of BG1 to create dry riverbed.) He held back the river as the priests with the Ark, then all the people of Israel crossed into the Promised Land for the first time!**

---

**(SB27, SB28) When everyone had crossed safely, the LORD told Joshua, "Choose men to pick up twelve, large stones from the Jordan River. Place them together next to the riverbank. These Remembering Stones will help you remember this day I brought you into Canaan on dry ground. They will help everyone in the world remember that I am the one, true, mighty God and I should be worshipped and obeyed,"** the LORD said.

The people obeyed. **(SB29) They set up the Remembering Stones and they worshipped the LORD that day. News spread to the enemies of what the LORD had done, and they were filled with even more fear. They might be tall like fierce giants. Their cities might be strong and have tall walls, but who could stand against the one, true, mighty God?**

---

**(SB30) The people of Israel praised the LORD. Already He was going before them. Maybe they DID have a country full of fierce, giant enemies to face, but they knew they would not have to face them alone. They would remember the LORD and trust in Him. Surely, He would help them all the days of their lives, until every enemy was defeated, and the beautiful, Promised Land was all theirs. And the LORD did just that, just as He promised.**

**Cracking the Case:** (story wrap-up for Listening Assignments)

It's time to see how we did with our Listening Assignment.

**Detective Dan's Lesson 1 Listening Assignment:**

**1. Who were the really bad remember-ers? What did they refuse to remember about God?** The people of Israel were the bad remember-ers. They chose not to remember the LORD's promises to take care of them. They chose not to remember all the ways the LORD had rescued them from their strong enemies already. Because they did not remember, they refused to trust that the LORD could really defeat the people in Canaan and give them the land as their home.

**2. What happened when they remembered the promises?** They had courage to go into Canaan. And when they did, the LORD helped them defeat their enemies and made the land their own.

**For You and Me:**

Like the people of Israel, the LORD wants us to remember who He is and what He is able to do. He wants us to turn to Him and trust Him to take care of us, no matter what we face in life. And what's the most important thing He's done that He wants us to remember? That He sent Jesus to save us from our sins. When we turn away from our sins and trust in Jesus as our Savior, God will make us His people. As His people, we can know that God will always sustain us—He will help us to love Him and live for Him, the rest of our lives.

**Detective Dan's Lesson 2 Listening Assignment:****Our Bible Verse is Psalm 54:4,6-7:**

"Behold, God is my helper; the Lord is the upholder of my life...I will give thanks to your name, O Lord, for it is good. For he has delivered me from every trouble, and my eye has looked in triumph on my enemies."

**1. What troubles did the people of Israel face?** They faced fierce enemies who lived in strong cities in the land the LORD promised them. These enemies were too strong for them and would kill them, if they fought them on their own.

**2. What did the LORD promise to do for them in their troubles?** The LORD promised to always be with them. He would help them beat their enemies. He would help them win the land He promised them. He would even go before them.

**For You and Me:**

Like the people of Israel, God holds out His promises to us. Promises to forgive our sins and make us His people. Promises to help us to live for Him, all the days of our lives. How can these promises from God become promises for us? When we turn away from our sins and trust in Jesus as our Savior. Ask God to help you. He loves to answer this prayer!

**Detective Dan's Lesson 3 Listening Assignment:**

Our six clues were: grapes; a rocket; a giant enemy; Joshua, the Ark of the Covenant; and an elephant.

**1. Which four belong in our story?**

The grapes; the giant enemy; Joshua, and the Ark of the Covenant belong. The rocket and the elephant do not.

**2. Who thanked the LORD for keeping His promise to help them? How did He help them?** The people of Israel did. He held back the waters of the River Jordan, so they could cross on dry land. He helped them fight all of their enemies and win, so they could settle the land He promised them.

**For You and Me:**

Like the people of Israel, God holds out His promises to us. Promises to forgive our sins and make us His people. Promises to help us to live for Him, all the days of our lives. How can these promises from God become promises for us? When we turn away from our sins and trust in Jesus as our Savior. And if we do, then we, too, will have so very, very much to thank the LORD for!

**The Gospel** (story wrap-up if NOT using Listening Assignments)**Our Bible Truth is:**

**Why Do God's People Keep Believing in Him?**

**It Is God's Sustaining Grace...**

**God, the Father, Promises to Help His People!**

The LORD helped the people of Israel over and over again. There was no enemy too strong, no problem too big for the LORD. He promised to always help them, and He always kept those promises! And yet, the people kept choosing to forget the LORD. They kept choosing to not trust Him. They were sinners who did not deserve to be His people or His help. Like the people of Israel, we are sinners, too. We may hear about the LORD and His promises, but too many times we choose to forget those promises and not trust in Him. But the good news is, the LORD has still promised to help us, even though we don't deserve it. He sent His Son, Jesus, to live a perfect life and offer it up as the full payment for the sins of God's people when He died on the cross. On the third day, Jesus rose from the dead in victory. Now, all who turn away from their sins and trust in Jesus as their Savior will be forgiven and become God's people. He will be their God forever. He will send His Holy Spirit to live in their hearts and help them from the inside. Help them love Him, trust Him, and remember His good promises. And one day, bring them home to live with Him in heaven forever. We can be God's people and receive God's forgiveness for our sins when we turn away from our sins and trust in Jesus as our Savior. Ask Him to help you! He loves to answer this prayer.

*Close in prayer.*


**Closing ACTS Prayer****Closing ACTS Prayer**

- A** God, we praise You for being faithful to help Your people live for You.
  
- C** We confess that many times we choose not to trust Your promises to help us. We would rather do things our own way or just depend on ourselves. We need a Savior!
  
- T** God, thank You for sending Jesus to break the power of sin and death. Thank You for Your promises to always help Your people.
  
- S** Please work in our hearts. Help us to turn away from our sins and trust in Jesus as our Savior. Help us to ask You for help and depend upon You. Help us to love You and live for You every day of our lives. In Jesus' name we pray, Amen.

***Go to Lesson Plan, p.9 for the script to the rest of the lesson.***







# What Do God's People Keep Believing in Him?



ANSWER:

## It Is God's Sustaining Grace!

VISUAL  
AID

#1

take out



of BQB

## The Big Question

*Hold up the Big Question sign for all the children to see, and say:*

The Big Question we are investigating today is  
Big Question Number 13:

**Why Do God's People Keep Believing in Him?**

and the Answer is:  
**It Is God's Sustaining Grace!**

### Meaning:

All people enjoy many good things and suffer many bad or sad things in this world. Enjoying good things or going through bad things make some people turn away from God. They love the good things too much or get mad at God for the bad things that happen.

But that's not what happens with God's people. They have put their trust in Jesus. They want to love God most of all, even more than the good things they enjoy. They trust God and His good plans, even as they go through bad or sad things.

What makes the difference? It's God and His sustaining grace! That is, His gifts of strength to help us keep on believing in Him and living for Him. God will always give His people what they need! He wants them to depend on Him and He loves for them to ask for His help. He will never fail them. God will help you like this, too, if you turn away from your sins and put your trust in Jesus.

Let's sing our Big Question Song: "




## Big Q & A 13 Song

*DDD ESV Songs 13, track 12*

*(adapted version of "This Old Man")*

Why do God's people keep  
believing in God?  
And why do God's people  
keep living for Him?  
Because God sustains them,  
yes, God alone,  
That's why God's people keep  
believing in God.

# BIG QUESTION 13: Six truths about God's sustaining grace



take out

Visual Aid



#2

of BQB

## **This Unit's Bible Truths**

"It is God's Sustaining Grace" is a good beginning, but there's so more to learn. So it's time for us to dig down even deeper for more answers to our Big Question about God. We're going to be learning SIX Bible truths that all tell us more about God's sustaining grace.

Who would like to hand me the picture with our six Bible truths on it? It's in the Big Question Box/Briefcase."

*Choose a child to get it and hand it to you, then hold it up and show them the pictures of the six truths they will be learning.*

*After everyone has had a good look, say...*

"Ok, we've learned one truth about how God sustains His people. It's this one: "God Alone Sustains His People." (point to picture as you identify the Bible Truth). Now let's look at our Bible Truth Clue sign and see if we can figure out which of these six truths we will be learning about today. Who would like to get it out of the Big Question Briefcase for me?"

*Choose a child to open the briefcase, take out the Bible Truth Clue sign and hand it to you. Hold up the front side for the children to see.*

CAN YOU GUESS BIBLE TRUTH 2:

**Why Do God's People Keep  
Believing in Him?  
It Is God's Sustaining Grace...  
God, the ????, promises to  
help His people!**

**HINT:** "This word is another word  
for Dad. It starts with an "F"  
and it rhymes with "bother."



**Please God,  
HELP!**

**ANSWER:**

**God, the FATHER, promises to help His people!**

Visual Take out  
Aid

#3

Big  
Question  
Bible.com  
of BQB



# Revealing the Bible Truth We Are Learning

*Hold up the front side for the children to see. Cover up the answer, written along the bottom, and say:*

**“Why Do God’s People Keep Believing in Him?  
It Is God’s Sustaining Grace!  
God, the ????, Promises to Help His People!”**

We’re missing one word. Here’s the hint to what the missing word is. It says: “Another word for Dad. It starts with an “F” and it rhymes with “bother.”

Can you guess? It’s “Father.”

So, the Bible Truth we are learning today is:

*(uncover answer from bottom of sign, show it to them and say:)*

**“Why Do God’s People Keep Believing in Him?  
It Is God’s Sustaining Grace!  
God, the FATHER, Promises to Help His People!”**

And here is what this Bible Truth means:  
*(read the meaning off of the back of the sign, say:)*

God is a good Father to His people --to all who turn from their sins and trust in Jesus as their Savior. He knows that they can’t love Him or live for Him by themselves. He knows they need His help, and He promises to give it to them.

He promises to take care of all their needs. He promises to comfort them when they are scared. He promises to help them fight against sin in their lives and rescue them in times of trouble. He promises to make everything in their lives work for their good and His glory. He sent Jesus to take the punishment for their sins on the cross to break the strong hold that sin and death had on them. He promises to send the Holy Spirit to work in their hearts. There is nothing that God’s people need that their Heavenly Father will not provide. He will help them do everything He wants them to do, every day of their lives. We can become God’s people when we turn away from our sins and trust in Jesus as our Savior.

**"Behold, God is my helper; the Lord is the upholder of my life...**

**I will give thanks to your name, O Lord, for it is good.**

**For he has delivered me from every trouble,  
and my eye has looked in triumph on my enemies." -- Psalm 54:4,6-7, ESV**

Visual  
Aid  
#4

Place  
verse in



take out



## Bible Truth 2 Bible Verse

*Remove the Bible Verse Picture from the "Bible" folder and hold it up for all the children to see, then say:*

Psalm 54:4,7 tells us:

### **Psalm 54:4,7, ESV**

"Behold, God is my helper; the Lord is the upholder of my life...I will give thanks to your name, O Lord, for it is good. For he has delivered me from every trouble, and my eye has looked in triumph on my enemies."

**Learn a Little:** "The Lord is the upholder of my life."

### **What does that mean?**

God promises to help His people. He promises to uphold their life, so that they keep on loving Him and living for Him. God has a good plan for each one of His people. He may call them to do some things that are very hard, but He will deliver them out of all their troubles. He promises to give them the strength they need to go through them. He promises to use every trouble for their good. And at just the right time, He will bring their troubles to an end. God's people know they can depend on Him to help them whenever they need help, and to go on helping them for the rest of their lives. He is their sustainer! We can become God's people, too, when we turn away from our sins and trust in Jesus as our Savior.

"Now it's time to do a bit more deep down investigating. Let's see what Detective Dan wants us to help him figure out. Would someone like to get it out for me?"

"We've said our Bible verse, now let's sing it!"

"We've said our Bible verse, now let's sing it!"

## Behold, God Is My Helper:

### **Psalm 54:4,7**

*DDD ESV Songs 13, track 22*

Behold, God is my helper; Behold,  
God is my helper; The upholder of my life,

Behold, God is my helper; Behold, God is my helper.

Behold, God is my helper; Behold, God is my helper;

He's delivered me from every trouble,

Behold, God is my helper; Behold, God is my helper;

Behold, God is my helper; Behold, God is my helper;  
My eyes have looked in triumph on my enemies.

Behold, God is my helper; Behold, God is my helper;

Psalm Fifty-four, four and seven.

"Now it's time to do a bit more deep down investigating. Let's see what Detective Dan wants us to help him figure out. Would someone like to get it out for me?"



take out



Place in



Visual Aid



# Detective Dan's Listening Assignment #1



# Detective Dan's

## Listening Assignment #1



Hi, Deep Down Detectives!

I'm working on a brand-new case called:

“The Case of the Really Bad Remember-ers.”

I need to find out:

1. Who were the really bad remember-ers? What did they refuse to remember about God?  
AND
2. What happened when they did remember God as they should?

Can you help me? Listen carefully to the story and you might just hear the answers!

Thanks!

Detective Dan

***Then say,*** “Ok, Deep Down Detectives! Put on your best listening ears and see if you can hear the answers to Detective Dan’s questions. When I finish telling the story, we will see if we can answer all of his questions.”

*Read the Bible Truth story, putting up the storyboard pictures as you tell it.*

*At the end of the story, repeat the questions and lead the children in answering them. Present the gospel and close in prayer.*

\*Answers to assignment questions, the gospel and ACTS prayer are also included at the end of the story text.\*

Answers:

1. **Who were the really bad remember-ers? What did they refuse to remember about God?** The people of Israel were the bad remember-ers. They chose not to remember the LORD’s promises to take care of them. They chose not to remember all the ways the LORD had rescued them from their strong enemies already. Because they did not remember, they refused to trust that the LORD could really defeat the people in Canaan and give them the land as their home.
2. **What happened when they remembered the promises?** They had courage to go into Canaan. And when they did, the LORD helped them defeat their enemies and made the land their own.

**For You and Me:**

Like the people of Israel, the LORD wants us to remember who He is and what He is able to do. He wants us to turn to Him and trust Him to take care of us, no matter what we face in life. And what’s the most important thing He’s done that He wants us to remember? That He sent Jesus to save us from our sins. When we turn away from our sins and trust in Jesus as our Savior, God will make us His people. As His people, we can know that God will always sustain us—He will help us to love Him and live for Him, the rest of our lives.



take out



Place in



Visual Aid



# Detective Dan's Listening Assignment #2



# Detective Dan's

## Listening Assignment #2



Hi, Deep Down Detectives!

I'm still working on the case called:

"The Case of the Really Bad Remember-ers."

Our Bible verse is Psalms 54:4,6-7, ESV:

"Behold, God is my helper; the Lord is the upholder of my life...I will give thanks to your name, O Lord, for it is good. For he has delivered me from every trouble, and my eye has looked in triumph on my enemies."

I need to find out:

1. What troubles did the people of Israel face?

AND

2. What did the LORD promise to do for them in their troubles?

Can you help me? Listen carefully to the story and you might just hear the answers!

Thanks for your help!

Detective Dan

**Then say,** "Ok, Deep Down Detectives! Put on your best listening ears and see if you can hear the answers to Detective Dan's questions. When I finish telling the story, we will see if we can answer all of his questions."

*Read the Bible Truth story, putting up the storyboard pictures as you tell it. At the end of the story, repeat the questions and lead the children in answering them.*

*Present the gospel and close in prayer.*

\*Answers to assignment questions, the gospel and ACTS prayer are also included at the end of the story text.\*

Answers:

**Our Bible Verse is: Psalm 54:4,6-7, ESV:**

"Behold, God is my helper; the Lord is the upholder of my life...I will give thanks to your name, O Lord, for it is good. For he has delivered me from every trouble, and my eye has looked in triumph on my enemies."

**1. What troubles did the people of Israel face?** They faced fierce enemies who lived in strong cities in the land the LORD promised them. These enemies were too strong for them and would kill them, if they fought them on their own.

**2. What did the LORD promise to do for them in their troubles?** The LORD promised to always be with them. He would help them beat their enemies. He would help them win the land He promised them. He would even go before them.

**For You and Me:**

Like the people of Israel, God holds out His promises to us. Promises to forgive our sins and make us His people. Promises to help us to live for Him, all the days of our lives. How can these promises from God become promises for us? When we turn away from our sins and trust in Jesus as our Savior. Ask God to help you. He loves to answer this prayer!



take out



Place in



Visual Aid



# Detective Dan's Listening Assignment #3



# Detective Dan's

## Listening Assignment #3



Hi, Deep Down Detectives!

I'm still working on the case called:

"The Case of the Really Bad Remember-ers."

I found SIX clues, but TWO of them are NOT in the story. They are: grapes; a rocket; a giant enemy; Joshua, the Ark of the Covenant; and an elephant.

*Hold up each of the six pictures for the children to see as you identify them. Better yet, put them up on your flannelgraph board, off to one side.*

I need to know:

1. Which four belong in the story and which two don't?
2. Who thanked the LORD for keeping His promise to help them? How did He help them?

Can you help me? Listen carefully to the story and you might just hear the answers!

Thanks!

Detective Dan

**Then say,** "Ok, Deep Down Detectives! Put on your best listening ears and see if you can hear the answers to Detective Dan's questions. When I finish telling the story, we will see if we can answer all of his questions."

*Read the Bible Truth story, putting up the storyboard pictures as you tell it. At the end of the story, repeat the questions and lead the children in answering them. Present the gospel and close in prayer.*


\*Answers to assignment questions, the gospel and ACTS prayer are also included at the end of the story text.\*

Answers:


1. **Which four belong in the story and which two don't?**  
The grapes; the giant enemy; Joshua, and the Ark of the Covenant belong. The rocket and the elephant do not.
2. **Who thanked the LORD for keeping His promise to help them?** How did He help them? The people of Israel did. He held back the waters of the River Jordan, so they could cross on dry land. He helped them fight all of their enemies and win, so they could settle the land He promised them.

**For You and Me:**

Like the people of Israel, God holds out His promises to us. Promises to forgive our sins and make us His people. Promises to help us to live for Him, all the days of our lives. How can these promises from God become promises for us? When we turn away from our sins and trust in Jesus as our Savior. And if we do, then we, too, will have so very, very much to thank the LORD for!



A Rocket



Some Grapes



VISUAL  
AID  
#5C

Place in  
DDD  
Bible™

take out  
Big  
Question  
Bible™  
of BQB


DDD 13.2 Lesson 3 Listening Assignment Clue Picture 2 for kids

VISUAL  
AID  
#5C


Place in  
DDD  
Bible™

take out  
Big  
Question  
Bible™  
of BQB

DDD 13.2 Lesson 3 Listening Assignment Clue Picture 1 for kids



Joshua



A Giant Enemy

VISUAL  
AID  
#5C

Place in  
DDD  
Bible™

take out  
Big  
Question  
Briefcase  
of BQB


VISUAL  
AID  
#5C

Place in  
DDD  
Bible™


take out  
Big  
Question  
Briefcase  
of BQB

DDD 13.2 Lesson 3 Listening Assignment Clue Picture 4 for kids

DDD 13.2 Lesson 3 Listening Assignment Clue Picture 3 for kids



An Elephant



The Ark of the Covenant

VISUAL  
AID  
#5C

Place in  
DDD  
Bible™

take out  
Big  
Question  
Briefcase  
of BQB

VISUAL  
AID  
#5C

Place in  
DDD  
Bible™

take out  
Big  
Question  
Briefcase  
of BQB

DDD 13.2 Lesson 3 Listening Assignment Clue Picture 6 for kids


DDD 13.2 Lesson 3 Listening Assignment Clue Picture 5 for



## Big Question 13, Bible Truth 2 Storyboard Background Pictures Key (BG)

Put these pictures in place on your storyboard BEFORE you tell your story.

BG1  
The Jordan River  
(felt)



BG2 Dry Riverbed  
of Jordan River  
(felt)



### Note about felt pieces:

These are best made to size when you put the other storyboard pieces on your board, since board sizes vary.

### Note about the Jordan River:

While most felt pieces are one, simple, large piece, the Jordan River is different. To create the river parting, you want to use two pieces of blue felt. Glue down the ends of the blue felt to the one-piece beach piece. Leave the middle section open so you can peel back the river. Curl the river back and tack down with the pieces of velcro that is attached to the underside of the two Sea pieces near the middle. (This velcro will help keep the middle of the river in place and then makes holding back each side easy when you open it up.)

# Big Question 13, Bible Truth 2 Storyboard Pictures Key (SB)

Store these pictures in numerical order in your DDD Bible Folder.

Add these to your story as you tell it. Numbers correspond to placement order.

**SB1 People of Israel in Kadesh Barnea**



**SB2 Moses and Aaron**



**SB3 Time to Enter the Promised Land!**



**SB4 Worried about What Is in Promised Land**



**SB5 The LORD Who Rescued Them**



**SB6 12 Spies**



**SB7 The Negev Mountains**



**SB8 The Rich Bounty of the Canaan**



**SB9 Taking Fruit Back (and Seeing Giants!)**



**SB10 Giant People and Strong Cities**



**SB11 Fruit to Show**



**SB12 Ten Spies' Report**



**SB13 People of Israel Crying**



**SB14 People of Israel Angry**



**SB15 Moses and Aaron Praying**



**SB16 Joshua and Caleb's Good Report**



**SB17 People of Israel Refuse to Enter Promised Land**



**SB18 The Glory of the LORD**



**SB19 40 Years Wandering, Only Children Will Enter Promised Land**



**SB20 Wandering for 40 Years**



**SB21 Grown-ups, 10 Spies, Moses and Aaron Grow Old and Die in Wilderness**



**SB22 Joshua, Caleb, All the Children Prepare to Enter Promised Land**



**SB23 2 Spies Sent Out**



**SB24 2 Spies Bring Back Report**



**SB25 People Trust in the LORD to Help Them Take the Land**



**SB26 Priests with Ark Cross Raging Jordan River**



**SB27 People and Priests Safely on Other Side**



**SB28 Joshua on Other Side**



**SB29 12 Stones of Remembering**



**SB30 Praising the LORD**





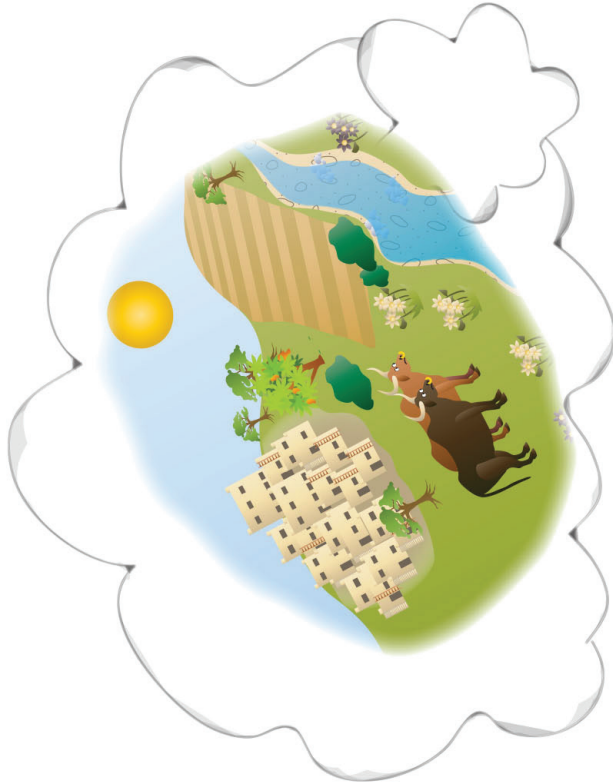

NOTE:

Some of the larger images are assembled from two or more pages. You can make these easier to fold by leaving a small gap in the lamination between the pieces. This allows you to fold the image along the gap.



leave slight gap here  
to create a "hinge" for  
easy folding







SB4 Worried about  
What Is in Promised Land

SB17 People of Israel Refuse to Enter Promised Land  
DDD Story 13.2

SB2 Moses and Aaron  
DDD Story 13.2

SB3 Time to Enter  
the Promised Land!



SB1 People of Israel  
in Kadesh Barnea



SB5 The LORD  
Who Rescued Them



SB12 Ten Spies' Report





SB28 Joshua on Other Side

SB6 12 Spies



SB7 The Negev Mountains  
Pt 1 of 2  
Glue Together and Laminate

SB7 The Negev Mountains  
Pt 2 of 2  
Glue Together and Laminate






SB8 The Rich Bounty  
of the Canaan  
Pt 1 of 2  
Glue Together and Laminate



SB8 The Rich Bounty  
of the Canaan  
Pt 2 of 2  
Glue Together and Laminate



The  
**LORD**



SB11 Fruit to Show

SB16 Joshua and Caleb's Good Report

SB29 12 Stones of  
Remembering





SB13 People of Israel  
Crying

SB14 People of Israel  
Angry

# The LORD



**HAVE  
MERCY!**

SB18 The Glory of the LORD

SB15 Moses and Aaron Praying





SB24 2 Spies Bring Back Report

SB20 Wandering for 40 Years  
Pt 1 of 2  
Glue Together and Laminate




SB20 Wandering for 40 Years  
Pt 2 of 2  
Glue Together and Laminate



SB9 Taking Fruit Back  
(and Seeing Giants!)






SB26 Priests with Ark Cross  
Raging Jordan River

SB21 Grown-ups, 10 Spies,  
Moses and Aaron Grow Old  
and Die in Wilderness

SB19 40 Years Wandering,  
Only Children Will Enter  
Promised Land



SB22 Joshua, Caleb, All the  
Children Prepare to Enter  
Promised Land






SB30 Praising the LORD

SB24 2 Spies Bring Back Report




SB25 People Trust in the LORD  
to Help Them Take the Land



SB10 Giant People  
and Strong Cities  
Pt 1 of 2  
Glue Together and Laminate





SB10 Giant People  
and Strong Cities  
Pt 2 of 2  
Glue Together and Laminate

SB23 2 Spies Sent Out



SB27 People and Priests  
Safely on Other Side

# **DEEP DOWN DETECTIVES**



**Visual Aids**

**Unit 13,**

**Bible Truth 3**



## About Deep Down Detectives Visual Aids and Large Format Storyboard Pictures

### How Are They Used?



The Deep Down Detectives Visual Aids and Large Format Storyboard Pictures are a companion resource to be used alongside the Deep Down Detectives Core Curriculum for each unit. These colorful pictures are used in presenting the key concepts, telling the Bible stories, and, in playing the Bible Story Review games. The storyboard pictures in this book are for flannelgraph boards at least 36" x 48." (Choose Visual Aids with Small Format Storyboard Pictures for smaller boards.)

### What Do They Include?



**There are six, different resources included in this book:**

**1. Key Concept Visual Aids**-- colorful signs of the Big Question and Answer, the Bible Truths taught in each unit, the Bible verses, and the Listening Assignments used with the curriculum for each Bible Truth taught in the unit.

**2. The Storyboard Picture Key**-- a who's who of the pictures in thumbnail size.

**3. Storyboard Suggested Picture Placement** page--how you can place your pictures up on your storyboard that works well with the story.


**4. The Storyboard Pictures, themselves.** Notice that each picture is identified on the back for easy reference.

**5. Directions** for how to make a homemade flannelgraph storyboard and sturdy storyboard pictures.

**6. Directions** for making the Deep Down Detectives "Bible" Folder and the **back/front images** to paste in place when making it. (Larger back/front images are found online with the curriculum.)



### Ready, Set, Rip It Out!



This book is meant to be ripped up and made into your visual aid. The key concept signs can be cut out and laminated or slipped into sheet protectors. Cut out around the storyboard images and ideally, laminate these. Some of the biggest pictures actually need to be stuck together, before laminating.

### Store It!



Deep Down Detectives is a curriculum that can be used over and over. Store your visual aids and storyboard pictures after using them and they will serve you for many years. We store ours in manilla envelopes and then put them (along with all the rest of the curriculum) in magazine files, labeled by unit. If you have multiple classes using the curriculum, store each set of resources in separate manilla envelopes. This will make prep much simpler, second time around.

### Replacement Storyboard Pictures



You can always purchase this book again or simply go online to the [praisefactory.org](http://praisefactory.org) website (Deep Down Detectives section) and print out any pictures that go missing.

**The Case of the Man in the Middle***Leviticus 6,16; Matthew 27; Hebrews 1-5,9,10,18***Story-telling Tips**

Ahead of time:

1. Read the Bible verses and story. Pray!
2. Choose story action cues and prepare storyboard figures/Story Scenes, if using. (In Visual Aids book)
3. Practice telling story with the storyboard figures/Story Scenes, timing your presentation. Shorten, if necessary.

During your presentation:

1. Maintain as much eye contact as possible as you tell the story.
2. Put up storyboard figures/add story action cues/hold up Story Scenes as you tell the story. Allow the children to help you put them on the board, if desired.
3. Include the children in your story with a few questions about what they think will happen or words/concepts that might be new to them.
4. Watch the kids for signs that their attention span has been reached. Shorten, if necessary.

**INTRODUCTION/ LISTENING ASSIGNMENTS**

**"Our story is called: The Case of the Man in the Middle. Here is your listening assignment."** Read from Detective Dan's Listening Assignment signs, but questions are summarized below:

**Detective Dan's Lesson #1 Listening Assignment:**

I need to know:

1. **What one Man stood in the middle between God and people, so they could become God's people? What worship gift did He offer up to God to make this happen?**
2. **What is that Man doing even now for God's people?**

**Detective Dan's Lesson #2 Listening Assignment:****Our Bible Verse is Hebrews 4:15-16:**

"For we do not have a high priest who is unable to sympathize with our weaknesses, but one who in every respect has been tempted as we are, yet without sin. Let us then with confidence draw near to the throne of grace, that we may receive mercy and find grace to help in time of need."

I need to know:

1. **Who is the great high priest who offered the final worship gift for God's people?**
2. **What is He doing for God's people now?**

**Detective Dan's Lesson #3 Listening Assignment:**I found six clues, but two of them are **NOT** in the story.

They are: white clothes, rug, ladybug, sinful heart, worship gift, and a cross.

*Hold each of them up for the children to see as you identify them.*

I need to know:

1. **Which four belong in the story and which two don't?**
2. **Who is always asking God to help God's people?**

**Read the assignment questions, THEN SAY,**

"Ok, Deep Down Detectives! Put on your best listening ears and see if you can hear the answers to Detective Dan's questions. When I finish telling the story, we will see if we can answer all the questions."

*Read the Bible Truth story, answer questions, present the gospel and lead in prayer.**Answers to questions; the gospel; and, ACTS prayer are included with the story text.*

**The Case of the Man in the Middle** *Leviticus 6,16; Matthew 27; Hebrews 1-5,9,10,18*

**Story with lines separating paragraphs (text in bold, optional interaction cues in italics)** Numbers correspond to storyboard pictures and placement upon the storyboard. Always feel free to use less pictures, if it's best for your kids. Simply black out the numbers next to pictures you do not plan to use. All pictures are found in the Visual Aids book. Put BG (background) pictures on storyboard ahead of time. SB pictures (listed below in story text) are added to board as you tell the story. These numbers are also found on the back of each picture. Tip: Stack pictures in numerical before telling story for easy use. Use sticky-back velcro to attach pictures to storyboard felt. Use sticky-tac putty to stick a picture on top of another picture. OR, if using the Story Scenes to tell the story, disregard the storyboard picture references listed below.

**Do you know what a holiday is? It's a day when people stop their work and get together to celebrate something special. What holidays can you think of? (SB1) New Year's Day or 4th of July? Christmas or Easter?**

*Can you name any holidays?*

Well, God's people in the Bible celebrated holidays, too. Perhaps you have heard of some of them. There was (SB2) the Passover, when they celebrated how the LORD rescued His people from being slaves in Egypt. (SB3) the Feast of the Tabernacles, when they celebrated God taking care of His people as they crossed the dry wilderness and brought them to live in the Promised Land. These holidays were days to look back and celebrate what good things God had done for them. There was so much to celebrate! God had been so good to them!

But, the Day of Atonement (SB4) was the most important holiday that God's people celebrated. "Atonement" is a big, Bible word that means "paying for sins so we can be God's people." Without atonement, the people could not stay God's people. And that made the Day of Atonement the most important day of the whole year.

You see, (SB5) God is all good. He is holy. (SB6) But God's people, long ago, were sinners, just like you and me. They had all disobeyed God. (SB7) They had all broken their friendship with Him. None of them deserved to be God's people. Do you know what they deserved instead?

*Can you tell me?*

**They deserved to be forgotten by God, not loved, or helped by Him. They deserved His punishment.**

(SB8) How could such people become God's people? Only through atonement. Only a special worship gift given to God could pay for their sins and allow them to be His people. And this wasn't even a worship gift the people could take to God, themselves! They had to have a special PERSON to take it for them to a special MEETING PLACE, in a very special WAY. The special meeting place was called the Tabernacle. It was the place of God's special presence here on earth. And the special person was called the High Priest. This was the only way they could stay near God as His people.

**Here's the special way the high priest had to present the worship gift:**

The high priest had to prepare himself very carefully. God was holy. He was not. He must do everything just right if he were to meet with God and his worship gift be accepted. (SB9) First, he washed himself from top to bottom. Scrub, scrub, scrub! (Remove BG3 to reveal BG2 Inner Tabernacle) Then, he went inside the Tabernacle and (SB10) put on his special Atonement Day clothes, clothes that he only wore this one day of the year. He had a special, white shirt, robe, and pants. Around his waist, he wrapped a special, white belt; and, on his head, he put a special, white hat. These clothes were so special that they were always kept in the Tabernacle.

*Story with lines separating paragraphs (text in bold, optional interaction cues in italics)*

After the high priest had washed and dressed like this, it was time for him to intercede (pray) for the people. (SB11) The people gathered outside the Tabernacle and watched as the high priest went in and out of the Tabernacle two times. Each time, he prepared a special worship gift and took it to present to the LORD.

(SB12) The first gift was for the high priest's own sin. (SB13) He took it into the Tabernacle and went behind the beautiful curtain covered in cherubim at the back. This tiny room was called the Most Holy Place. In it was the Ark of the Covenant, a golden box with two, cherubim angels bending over its cover. Inside the Ark were the Ten Commandments, the 10 Big, Laws God had given through Moses for His people to obey. The Most Holy Place was where God promised to receive the high priest's worship gifts and hear him intercede for (pray) the people.

Standing in front of the Ark was like standing before God in heaven. (SB14) The high priest sprinkled some of the worship gift onto the Ark, then prayed, "Forgive me, LORD, so I can come before You and pray for the people," as he offered his worship gift.

(SB15) Next, the high priest went back out and prepared the worship gift for the people. (SB16) Then, once more, he went into the Most Holy Place and (SB17) sprinkled some of this worship gift onto the Ark. This time, he prayed for the people. "Forgive Your people's sins. Be near us. Keep us close to You, so we can be Your people another year. LORD, help Your people," he prayed, as he offered the worship gift for them.

(SB18) When he finished offering these gifts, the high priest took off his white clothes and put his regular, high priest clothes back on. (SB19, SB20) Then, he went outside the Tabernacle and the people watched as he offered two more worship upon the big, fiery, bronze altar that stood near the Tabernacle. These were burnt offerings, one for the high priest and one for the people. Once more, he prayed for the LORD to receive these offerings and keep them as His people.

And then it was all done... at least until the next year. The LORD had accepted the worship gifts. He had made the way for His sinful people to stay near Him as His dearly-loved people for another year. How grateful the people were for this plan that the LORD had set up! How they needed that high priest, that man in the middle! He was the only way they could stay near the LORD as His people!

(SB21) For hundreds of years, God's people saw one high priest after another come and go into that Most Holy Place. Each offered the special gifts. Each prayed the special prayers asking God to be near His people, to provide for them, and to forgive their sins for another year.

Why did those high priests have to go back, year after year? Why couldn't they just go in once and make one, big worship gift for the people for all time? Well, it was because there was something wrong with every single one of those high priests and every single one of the worship gifts they offered. They weren't good enough to forgive the sins of God's people!

You see, all those men may have scrubbed their skin until it was shiny clean. They all may have worn special, white clothes. And, they all may have gone into the Most Holy Place on the right day, in just the right way. But the problem was that underneath it all, every one of those high priests had something bad in their hearts, just like everyone else. Do you know what it was?

*Can you tell me?*

(SB22) It was sin! And by God's law, (SB23) only a PERFECT high priest, with NO SIN, bringing a PERFECT worship gift would be good enough for God to forgive sins. Only this kind of high priest could truly intercede for the people and have God answer his prayers for the people. That's why all these high priests and their worship gifts were just tie-overs until the perfect, REAL high priest with the perfect, FINAL worship gift came. THIS high priest would put an end to the worship gifts forever. He would pray for God's people and His prayers would last forever.

*Story with lines separating paragraphs (text in bold, optional interaction cues in italics)*

---

**But WHERE would the people ever find a perfect high priest with a perfect worship gift? Was there no hope for God's people?**

*What do you think?*

**Yes, there was hope! There would never be a perfect high priest or a perfect worship gift among the people, but God would send them one from heaven: His perfect Son, Jesus!**

---

**(SB24) Yes, Jesus came from heaven to be born a baby. He was God's Son, but now he was a human, too, the son of Mary. Jesus didn't stay a baby. He grew up, up, up to be a man. (SB25) And with every day of His life, Jesus always loved God and kept all of God's laws. Jesus was perfect! And because He was perfect, He could be the perfect high priest God planned Him to be. Here, at last, was the One who could be the final Middle Man. He could present a worship gift for the sins of God's people that would last forever. But where would Jesus get the needed worship gift? It had to be just as perfect as He was.**

*Do you know where Jesus would find the perfect worship gift needed?*

---

**There was only One who could be that perfect, worship gift. It was Jesus, Himself. Yes, Jesus would be not just the perfect high priest, but the perfect worship gift for sin, too.**

**And that's just what Jesus did, though it was so very hard. (SB26) Jesus went to the cross to suffer and die. He gave His own life as the perfect worship gift, the perfect payment, for the sins of God's people, once and for all time! And, while the other high priests took their worship gifts into the Tabernacle, behind the cherubim curtain, to sprinkle on the Ark of God's presence here on earth, Jesus took His worship to a very different place. (SB27) When Jesus died, He went up to heaven and stood before the real cherubim and God, His Father. And there, Jesus presented His very life as the one, final, perfect worship gift for all of God's people. And do you think God accepted it? (SB28) He certainly did! Now, God's people will always be near to God as His dearly-loved people.**

---

**(SB29) Ripppppp! That beautiful curtain in front of the Most Holy Place split in two when Jesus died. The true high priest had come and made atonement. God and His people could be together now. (SB30) And on the third day, Jesus proved it, when He rose from dead. God had accepted Jesus' perfect worship gift. He had beaten sin and death for God's people.**

---

**(SB31) Then, Jesus rose up to heaven to rule. He's there, even now. And He STILL continues to be the Man in the Middle, the great high priest, for all of God's people. All day, all night, all the time, not just once a year, Jesus is interceding (praying) for them. And guess what God's answer to all of Jesus' prayers for them is?**

*Can you guess?*

---

**(SB32) It's always "Yes and Amen!" Yes, your sins are forgiven, FOREVER! Yes, everything you need to live for God will be given, FOREVER! Yes, you will always be close to God and He will be close to you! Jesus makes sure that God's people keep on believing in and living for God their whole lives. He gives them everything they need to live for God!**

**What a wonderful high priest God's people have in Jesus! Thank You, God, for sending Your Son to be the Man in the Middle that we need!**



**Cracking the Case:** (story wrap-up for Listening Assignments)

It's time to see how we did with our Listening Assignment.

**Detective Dan's Lesson #1 Listening Assignment:**

I need to know:

**1. What one Man stood in the middle between God and people, so they could become God's people?**

**What worship gift did He offer up to God to make this happen?** Jesus was the man in the middle. Jesus was the final, high priest who offered up His own perfect life as the worship gift to pay for the sins of God's people.

**2. What is that Man doing even now for God's people?** He is ruling in heaven. He is carrying out His Father's good plans. He is listening to the prayers of God's people and praying for them. He is making sure they have everything they need for life and godliness.

**For You and Me:**

God's people long ago needed Jesus, the perfect High priest, to pay for their sins and bring them to God, once and for all time. We need Jesus to do this for us, too. He is happy to, when we turn away from our sins and trust in Him as our Savior. Ask Him to help you! He loves to answer this prayer!

**Detective Dan's Lesson #2 Listening Assignment:****Our Bible Verse is Hebrews 4:15-16, ESV:**

"For we do not have a high priest who is unable to sympathize with our weaknesses, but one who in every respect has been tempted as we are, yet without sin. Let us then with confidence draw near to the throne of grace, that we may receive mercy and find grace to help in time of need."

I need to know:

**1. Who is the great high priest who offered the final worship gift for God's people?** Jesus was.

**2. What is He doing for God's people now?** He is ruling in heaven. He is carrying out His Father's good plans. He is listening to the prayers of God's people and praying for them. He is making sure they have everything they need for life and godliness.

**For You and Me:**

God's people long ago needed Jesus, the perfect High priest, to pay for their sins and bring them to God, once and for all time. We need Jesus to do this for us, too. He is happy to, when we turn away from our sins and trust in Him as our Savior. And, if you do, you, too, can know that He is ever praying for you. He will help you keep on believing in God and living for Him.

**Detective Dan's Lesson #3 Listening Assignment:**

I found six clues, but two of them are **NOT** in the story. They were: white clothes, rug, ladybug, sinful heart, worship gift, and a cross. *Hold each of them up for the children to see as you identify them.*

I need to know:

**1. Which four belong in the story and which two don't?** The white clothes, sinful heart, worship gift and cross belong. The rug and the ladybug do not.

**2. Who is always asking God to help God's people?** Jesus is.

**For You and Me:**

God's people long ago needed Jesus, the perfect High priest, to pay for their sins and bring them to God, once and for all time. We need Jesus to do this for us, too. He is happy to, when we turn away from our sins and trust in Him as our Savior. And, if you do, you, too, can know that He is ever praying for you. He will help you keep on believing in God and living for Him.

**The Gospel** (story wrap-up if NOT using Listening Assignments)**Our Bible Truth is:**

**Why Do God's People Keep Believing in Him?**

**It Is God's Sustaining Grace...**

**Jesus Provides God's People with Everything They Need to Live for God!**

We need Jesus to provide us for everything we need to live for God. Why? Because we have all chosen to turn away from God. We can never please God or love Him or live for Him by ourselves. Oh, how we need a Savior!

And that's why God, in His great mercy, sent Jesus. Jesus gave His life to pay for the sins of God's people. Even now He is ever listening to their prayers and praying for them. He is making sure they have everything they need to love God and live for Him. These can be God's gifts to us, too, when we turn away from our sins and trust in Jesus as our Savior. How good God has been to us by sending Jesus!

*Close in prayer.*

**Closing ACTS Prayer**

- A** Jesus, we praise You for being the Son of God, the Giver of all the grace God's people need to live God's way.
- C** We confess that many times we don't want to do what You want us to do, or we feel too weak to do it. We forget that if we are God's people (those who turn away from their sins and trust in Jesus), we can depend on Jesus to always give us the grace we need to live God's way. We need You to be our Savior!
- T** Thank You, Jesus, for always giving Your people the grace they need to live God's way. Thank You for promising to be praying for all who trust in You, even now, as You rule in heaven.
- S** Work in our hearts that we would turn from our sins and trust in You, Jesus, as our own Savior. Help us to love one another, and to love God God and live for Him, every day of our lives.

In Jesus' name we pray, Amen.

***Go to Lesson Plan, p.9 for the script to the rest of the lesson.***



# What Do God's People Keep Believing in Him?



ANSWER:

## It Is God's Sustaining Grace!

VISUAL  
AID

#1

take out



of BQB

## The Big Question

*Hold up the Big Question sign for all the children to see, and say:*

The Big Question we are investigating today is  
Big Question Number 13:

**Why Do God's People Keep Believing in Him?**

and the Answer is:  
**It Is God's Sustaining Grace!**

### **Meaning:**

All people enjoy many good things and suffer many bad or sad things in this world. Enjoying good things or going through bad things make some people turn away from God. They love the good things too much or get mad at God for the bad things that happen.

But that's not what happens with God's people. They have put their trust in Jesus. They want to love God most of all, even more than the good things they enjoy. They trust God and His good plans, even as they go through bad or sad things.

What makes the difference? It's God and His sustaining grace! That is, His gifts of strength to help us keep on believing in Him and living for Him. God will always give His people what they need! He wants them to depend on Him and He loves for them to ask for His help. He will never fail them. God will help you like this, too, if you turn away from your sins and put your trust in Jesus.

Let's sing our Big Question Song: "




## Big Q & A 13 Song

*DDD ESV Songs 13, track 12*

*(adapted version of "This Old Man")*

Why do God's people keep  
believing in God?  
And why do God's people  
keep living for Him?  
Because God sustains them,  
yes, God alone,  
That's why God's people keep  
believing in God.

# BIG QUESTION 13: Six truths about God's sustaining grace



take out

Visual Aid



#2

of BQB



## **This Unit's Bible Truths**

"It is God's Sustaining Grace" is a good beginning, but there's so more to learn. So it's time for us to dig down even deeper for more answers to our Big Question about God. We're going to be learning SIX Bible truths that all tell us more about God's sustaining grace.

Who would like to hand me the picture with our six Bible truths on it? It's in the Big Question Box/Briefcase."

*Choose a child to get it and hand it to you, then hold it up and show them the pictures of the six truths they will be learning.*

*After everyone has had a good look say...*

"Ok, we've learned two truths about how God sustains His people. They are: "God Alone Sustains His People" and, "God, the Father, Promises to Help His People." (point to pictures as you identify each Bible Truth). Now let's look at our Bible Truth Clue sign and see if we can figure out which of these six truths we will be learning about today. Who would like to get it out of the Big Question Briefcase for me?"

*Choose a child to open the briefcase, take out the Bible Truth Clue sign and hand it to you.*

CAN YOU GUESS BIBLE TRUTH 3:

**Why Do God's People Keep  
Believing in Him?  
It Is God's Sustaining  
Grace...**

**Jesus provides  
God's people  
with everything  
they need  
to ??? for God!**

**HINT: "This word means to try to  
please God with your whole life.  
It starts with an "L"  
and it rhymes with "give."**

**ANSWER:**

**Jesus provides God's people with everything  
they need to LIVE for God!**



# Revealing the Bible Truth We Are Learning

*Hold up the front side for the children to see. Cover up the answer, written along the bottom, and say:*

**“Why Do God’s People Keep Believing in Him?**

**It Is God’s Sustaining Grace!**

**Jesus Provides God’s People with Everything They Need to ??? for God!”**

We’re missing one word. Here’s the hint to what the missing word is. It says: “This word means to try to please God with your whole life. It starts with an “L” and it rhymes with “give.”

*Can you guess? It’s “LIVE.”*

So the Bible Truth we are learning today is:

*(uncover answer from bottom of sign, show it to them and say:)*

**“Why Do God’s People Keep Believing in Him?**

**It Is God’s Sustaining Grace!**

**Jesus Provides God’s People with Everything They Need to LIVE for God!”**

And here is what this Bible Truth means:

*(read the meaning off of the back of the sign, say:)*

God wants His people to love Him and live for Him. He wants them to love Him with all their heart, mind, and strength. He wants them to love others as themselves. He wants them to be holy, like He is holy.

God’s people want to love God and live for Him. They know that they bring glory to God when they do, and they want to bring Him glory that more than anything else. But God’s people are sinners with sinful hearts. They are often afraid, weak, and tempted to disobey God. How can they ever live the lives God wants them to live?


Jesus is how! God not only saved His people through Jesus, but He also promises to give them everything they need to live the lives He wants them to live through Jesus. The Bible tells us that right now in heaven, Jesus is always praying for God’s people that they would glorify God and fulfill God’s plans for their lives. And, that by His divine power, Jesus will always give God’s people everything they need for life and godliness. What a wonderful Savior Jesus is!

We can become God’s people and receive all that we need to love and serve God, too, when we turn away from our sins and trust in Jesus as our Savior.

**“For we do not have a high priest who is unable to sympathize with our weaknesses, but we have one who has been tempted in every way, just as we are--yet was without sin.**

**Let us then approach the throne of grace with confidence, so that we may receive mercy and find grace to help us in our time of need.”**

**-- Hebrews 4:15-16**



Place  
verse in  
DDD  
Bible®  
Visual  
Aid  
#4  
take out  
the  
question  
mark  
of  
BQB

## Bible Truth 3 Bible Verse

*Remove the Bible Verse Picture from the "Bible" folder and hold it up for all the children to see, then say:*

Hebrews 4:15-16 tells us:

### **Hebrews 4:15-16, ESV**

"For we do not have a high priest who is unable to sympathize with our weaknesses, but one who in every respect has been tempted as we are, yet without sin. Let us then with confidence draw near to the throne of grace, that we may receive mercy and find grace to help in time of need."

**Learn a Little:** "Let us draw near to the throne of grace, that we may find help in time of need."

### **What does that mean?**

Jesus reigns in heaven as the king over all creation and as the high priest for God's people. What does Jesus do for God's people as their high priest? He listens to their prayers and understands how hard it can be to say "no" to disobeying God. He prays for them, and He promises to give them everything they need to live for God and do all He wants them to do.

God's people know they can always pray and ask Jesus to help them. They know He loves to help them in their weakness. He loves to give them the strength they need to love God and live for Him. That's why they go boldly and confidently to Jesus with their prayers. He will always help them! We can be God's people, too, when we turn away from our sins and trust in Jesus as our Savior.

"Now it's time to do a bit more deep down investigating. Let's see what Detective Dan wants us to help him figure out. Would someone like to get it out for me?"

"We've said our Bible verse, now let's sing it!"

## Let Us with Confidence:

### **Hebrews 4:15-16**

*DDD ESV Songs 13, track 25*

Let us then with confidence draw near,  
With confidence draw near  
the throne of grace,  
So that we may receive mercy  
and find grace,  
In our time of need,  
Hebrews Four, sixteen.

"Now it's time to do a bit more deep down investigating. Let's see what Detective Dan wants us to help him figure out. Would someone like to get it out for me?"



take out



Place in



Visual Aid



# Detective Dan's Listening Assignment #1



# Detective Dan's

## Listening Assignment #1



Hi, Deep Down Detectives!

I'm working on a brand-new case called:

"The Case of the Man in the Middle."

I need to find out:

**1. What one Man stood in the middle between God and people, so they could become God's people? What worship gift did He offer up to God to make this happen?**

**AND**

**2. What is that Man doing even now for God's people?**

**Can you help me? Listen carefully to the story and you might just hear the answers!**

Thanks!

Detective Dan

***Then say,*** "Ok, Deep Down Detectives! Put on your best listening ears and see if you can hear the answers to Detective Dan's questions. When I finish telling the story, we will see if we can answer all of his questions."

*Read the Bible Truth story, putting up the storyboard pictures as you tell it.*

*At the end of the story, repeat the questions and lead the children in answering them. Present the gospel and close in prayer.*

\*Answers to assignment questions, the gospel and ACTS prayer are also included at the end of the story text.\*

Answers:

**I need to know:**

**1. What one Man stood in the middle between God and people, so they could become God's people? What worship gift did He offer up to God to make this happen?** Jesus was the man in the middle. Jesus was the final, high priest who offered up His own perfect life as the worship gift to pay for the sins of God's people.

**2. What is that Man doing even now for God's people?** He is ruling in heaven. He is carrying out His Father's good plans. He is listening to the prayers of God's people and praying for them. He is making sure they have everything they need for life and godliness.

**For You and Me**

God's people long ago needed Jesus, the perfect High priest, to pay for their sins and bring them to God, once and for all time. We need Jesus to do this for us, too. He is happy to, when we turn away from our sins and trust in Him as our Savior. Ask Him to help you! He loves to answer this prayer!



take out



of BOB

Place in



Visual Aid



# Detective Dan's Listening Assignment #2



# Detective Dan's Listening Assignment #2



Hi, Deep Down Detectives!

I'm still working on the case called:

"The Case of the Man in the Middle."

Our Bible Verse is Hebrews 4:15-16, ESV:

"For we do not have a high priest who is unable to sympathize with our weaknesses, but one who in every respect has been tempted as we are, yet without sin. Let us then with confidence draw near to the throne of grace, that we may receive mercy and find grace to help in time of need."

I need to find out:

1. Who is the great high priest who offered the final worship gift for God's people?

AND

2. What is He doing for God's people now?

Can you help me? Listen carefully to the story and you might just hear the answers!

Thanks for your help!

Detective Dan

**Then say,** "Ok, Deep Down Detectives! Put on your best listening ears and see if you can hear the answers to Detective Dan's questions. When I finish telling the story, we will see if we can answer all of his questions."

*Read the Bible Truth story, putting up the storyboard pictures as you tell it. At the end of the story, repeat the questions and lead the children in answering them. Present the gospel and close in prayer.*

\*Answers to assignment questions, the gospel and ACTS prayer are also included at the end of the story text.\*

Answers:

**Our Bible Verse is Hebrews 4:15-16, ESV:**

"For we do not have a high priest who is unable to sympathize with our weaknesses, but one who in every respect has been tempted as we are, yet without sin. Let us then with confidence draw near to the throne of grace, that we may receive mercy and find grace to help in time of need."

I need to find out:

1. Who is the great high priest who offered the final worship gift for God's people? Jesus was.

2. What is He doing for God's people now? He is ruling in heaven. He is carrying out His Father's good plans. He is listening to the prayers of God's people and praying for them. He is making sure they have everything they need for life and godliness..

**For You and Me:**

God's people long ago needed Jesus, the perfect High priest, to pay for their sins and bring them to God, once and for all time. We need Jesus to do this for us, too. He is happy to, when we turn away from our sins and trust in Him as our Savior. And, if you do, you, too, can know that He is ever praying for you. He will help you keep on believing in God and living for Him.



take out



Place in



Visual Aid



# Detective Dan's Listening Assignment #3



# Detective Dan's

## Listening Assignment #3



Hi, Deep Down Detectives!

I'm still working on the case called:

"The Case of the Man in the Middle."

I found SIX clues, but TWO of them are NOT in the story. They are: white clothes, rug, ladybug, sinful heart, worship gift, and a cross.

*Hold up each of the six pictures for the children to see as you identify them. Better yet, put them up on your flannelgraph board, off to one side.*

I need to know:

1. Which FOUR pictures belong in the story and which TWO do NOT?
2. Who is always asking God to help God's people?

Can you help me? Listen carefully to the story and you might just hear the answers!

Thanks!

Detective Dan

**Then say,** "Ok, Deep Down Detectives! Put on your best listening ears and see if you can hear the answers to Detective Dan's questions. When I finish telling the story, we will see if we can answer all of his questions."

*Read the Bible Truth story, putting up the storyboard pictures as you tell it. At the end of the story, repeat the questions and lead the children in answering them. Present the gospel and close in prayer.*

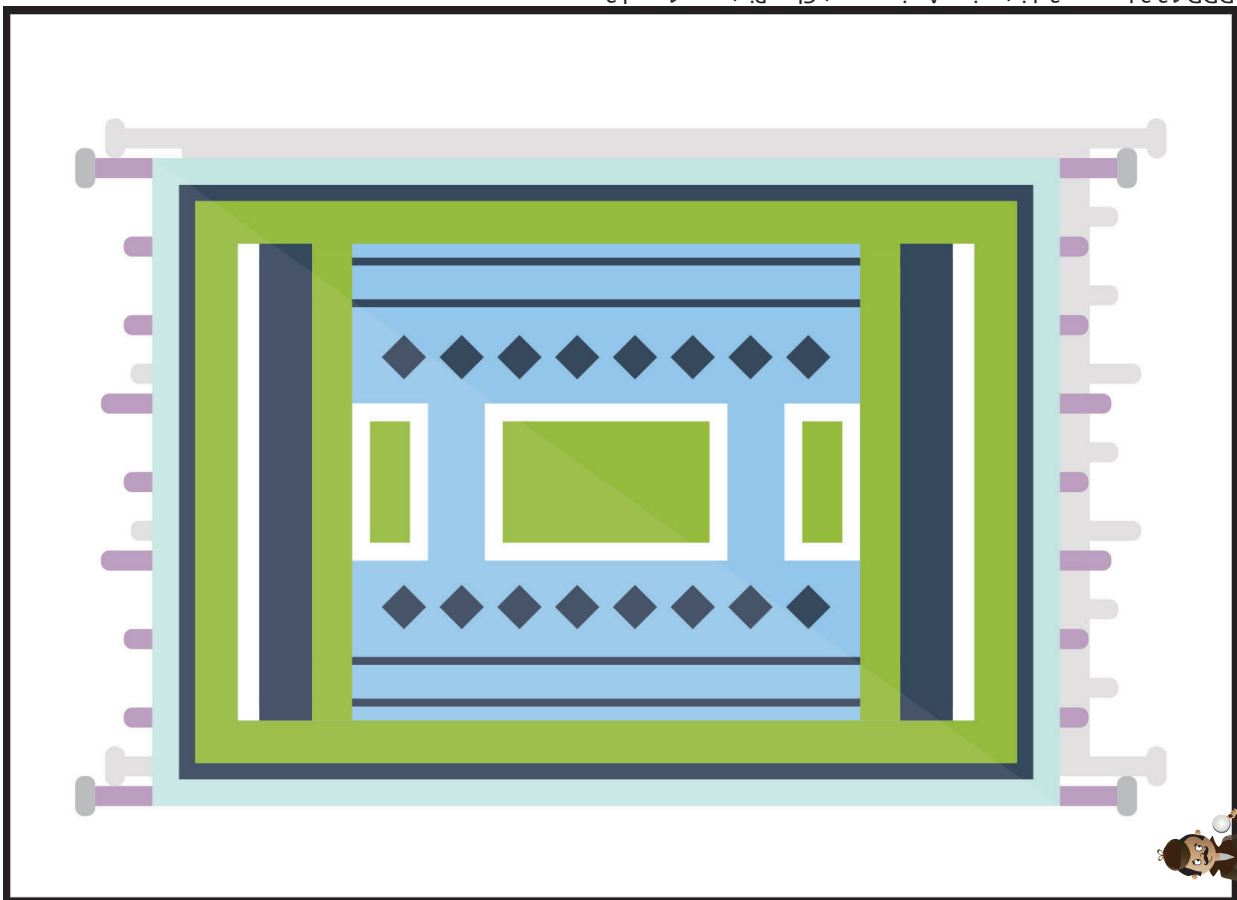
\*Answers to assignment questions, the gospel and ACTS prayer are also included at the end of the story text.\*

Answers:

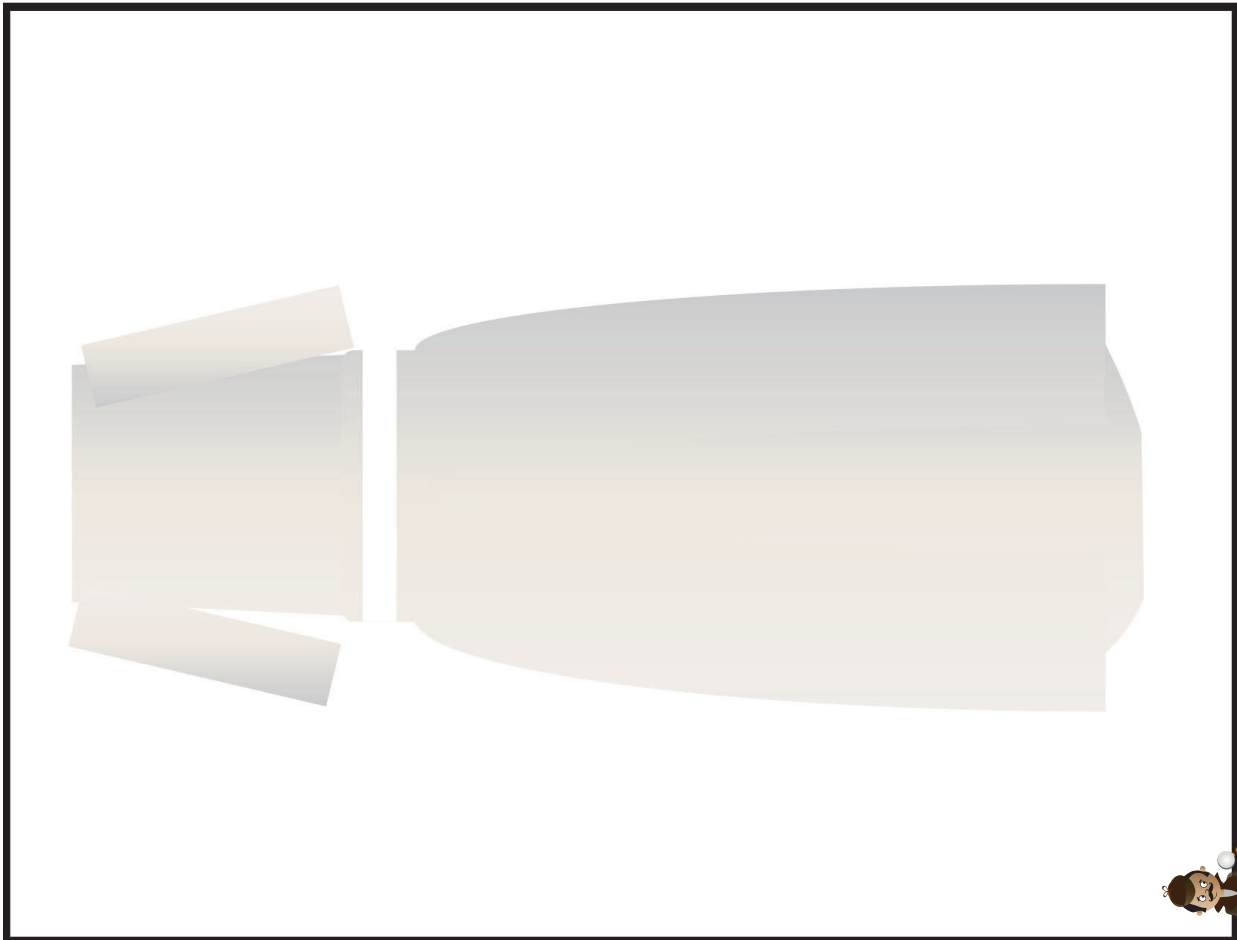
1. Which four belong in our story?  
The white clothes, sinful heart, worship gift and cross belong. The rug and the ladybug do not.
2. Who is always asking God to help God's people? Jesus is.

**For You and Me:**

God's people long ago needed Jesus, the perfect High priest, to pay for their sins and bring them to God, once and for all time. We need Jesus to do this for us, too. He is happy to, when we turn away from our sins and trust in Him as our Savior. And, if you do, you, too, can know that He is ever praying for you. He will help you keep on believing in God and living for Him.



A Rug



White Clothes

VISUAL  
AID  
#5C

Place in  
DDD  
Bible™

take out  
Big  
Question  
Bible™  
of BQB

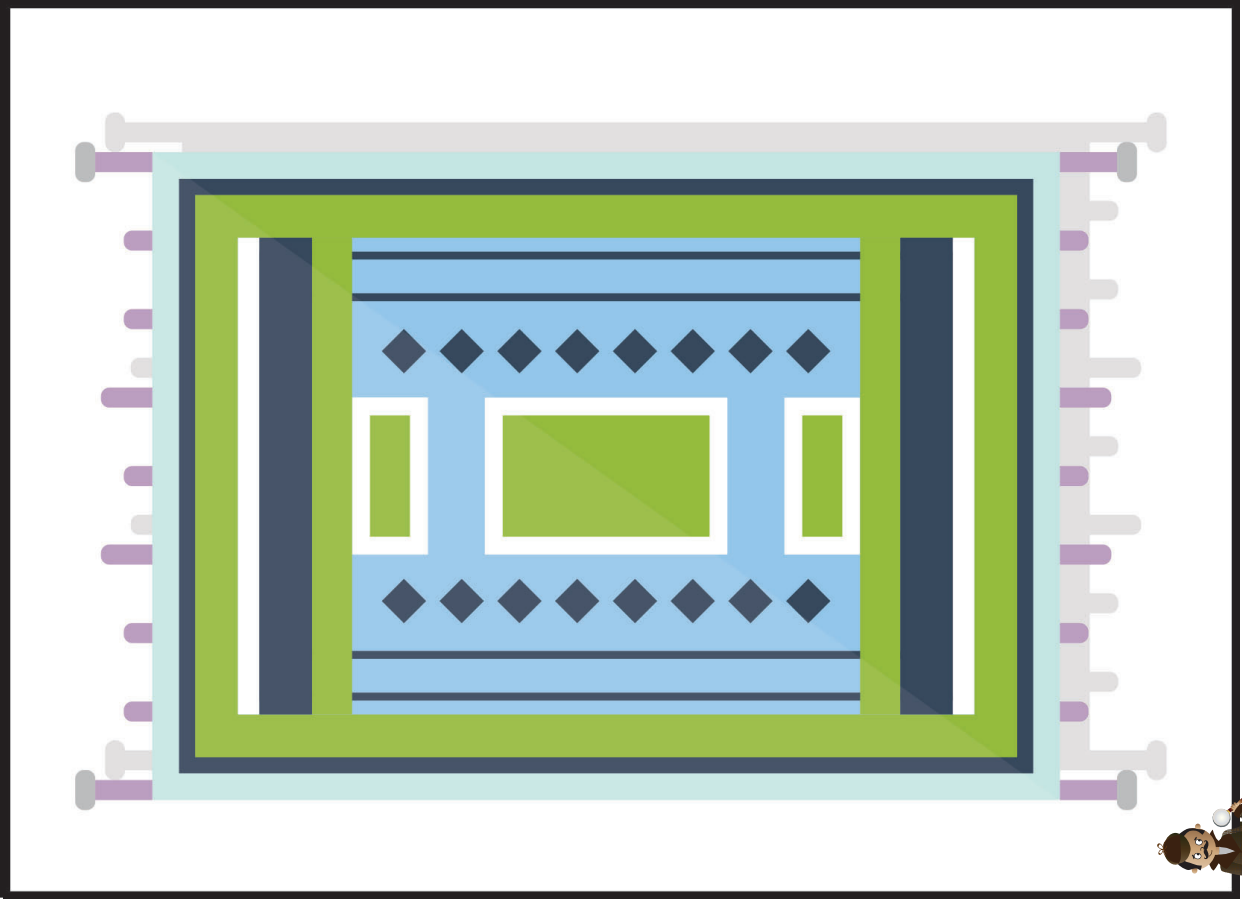
DDD 13.3 Lesson 3 Listening Assignment Clue Picture 2 for kids

VISUAL  
AID  
#5C


Place in  
DDD  
Bible™

take out  
Big  
Question  
Bible™  
of BQB

DDD 13.3 Lesson 3 Listening Assignment Clue Picture 1 for kids



# A SIAFRUJheart



# WhiteDythes

VISUAL  
AID  
#5C

Place in  
DDD  
Bible™

take out  
Big  
Question  
Briefcase  
of BQB

VISUAL  
AID  
#5C

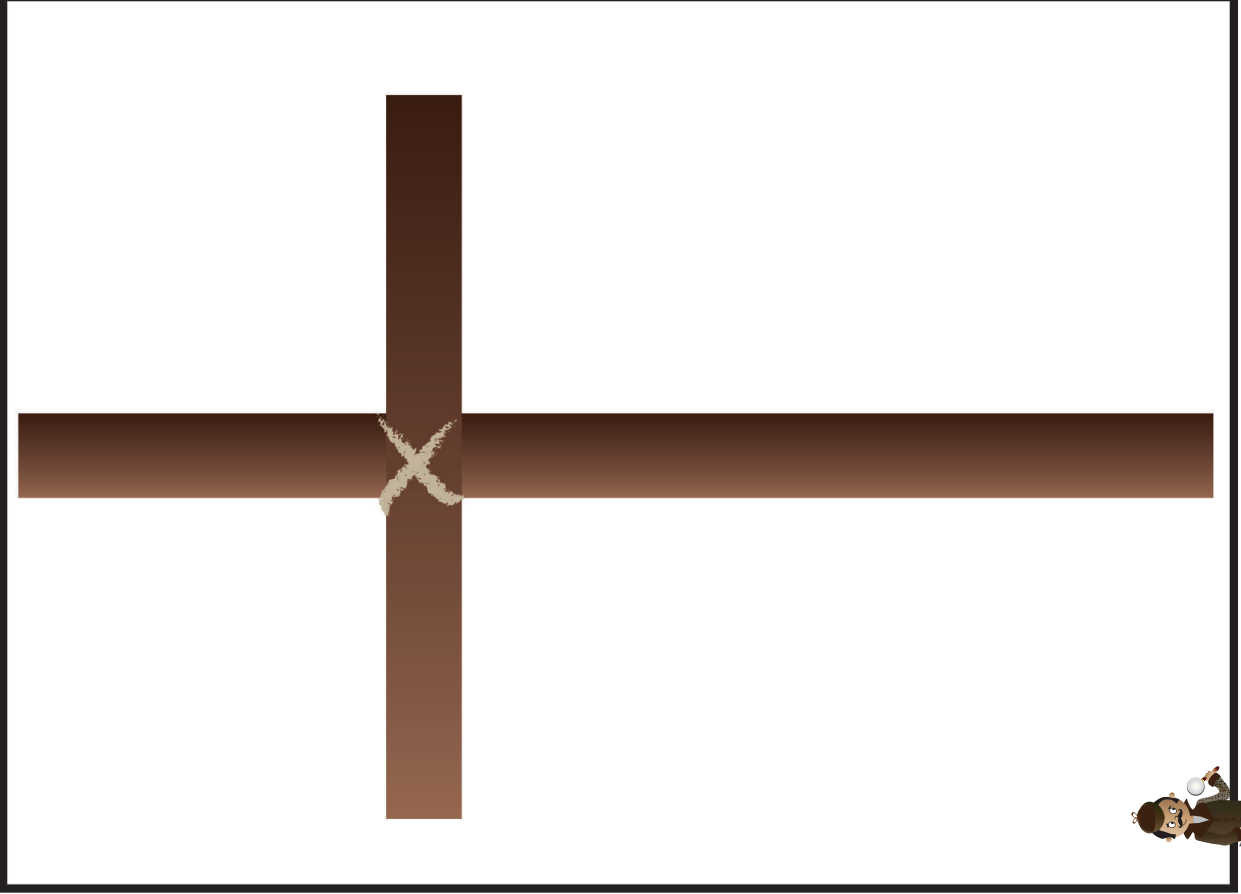
Place in  
DDD  
Bible™

take out  
Big  
Question  
Briefcase  
of BQB


DDD 13.3 Lesson 3 Listening Assignment Clue Picture 4 for kids

DDD 13.3 Lesson 3 Listening Assignment Clue Picture 3 for kids





A Cross



A Worship Gift

VISUAL  
AID  
#5C

Place in  
DDD  
Bible™

take out  
Big  
Question  
Briefcase  
of BQB

VISUAL  
AID  
#5C

Place in  
DDD  
Bible™

take out  
Big  
Question  
Briefcase  
of BQB

DDD 13.3 Lesson 3 Listening Assignment Clue Picture 6 for kids

DDD 13.3 Lesson 3 Listening Assignment Clue Picture 5 for

## Big Question 13, Bible Truth 3 Storyboard Background Pictures Key (BG)

Put these pictures in place on your storyboard BEFORE you tell your story.

**BG1  
Tabernacle Area  
(felt)**

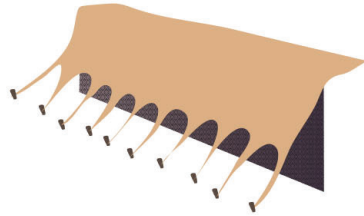


**Note about felt pieces:**  
These are best made to size when you put the other storyboard pieces on your board, since board sizes vary.

**BG2 Inner Tabernacle**



**BG3 Outer Tabernacle  
Wall**



**BG4 Altar**



**BG5 Heaven**



# Big Question 13, Bible Truth 3 Storyboard Pictures Key (SB)

Store these pictures in numerical order in your DDD Bible Folder.

Add these to your story as you tell it. Numbers correspond to placement order.

SB1 Holidays



SB16 Priest Takes Worship Gift for the People into Most Holy Place



SB2 Passover



SB17 Worship Gift for People Sprinkled on Ark



SB3 Feast of Tabernacles



SB18 Priest Puts Back on High Priest Clothes



SB4 Day of Atonement



SB19 Burnt Offering for Priest



SB5 The LORD Is Holy



SB20 Burnt Offering for People



SB6 People Are Sinful



SB21 All the High Priests over 100's of Years



SB7 Sin Creates a Separation Between God and Man



SB22 Sinful Hearts of Priests



SB8 The High Priest and the Worship Gift as Middle Man between God and His People



SB23 Need a Perfect High Priest with a Perfect Worship Gift



SB9 High Priest Washes



SB24 Jesus Is Born



SB10 High Priest Puts on Special White Linen



SB25 Jesus Keeps God's Laws Perfectly



SB11 People Gather Outside of Tabernacle



SB26 Jesus Dies on Cross as Perfect Sacrifice for Sins of God's People



SB12 Priest Prepares Worship Gift for Himself (for Most Holy Place)



SB27 Jesus Presents His Life as Perfect Worship Gift Before God, His Father, in Heaven



SB13 Priest Takes Worship Gift for Self into Most Holy Place



SB28 God's People Are Forgiven and Belong to God Forever



SB14 Worship Gift for Priest Sprinkled on Ark



SB29 Curtain Rips



SB15 Priest Prepares Worship Gift for People for Most Holy Place



SB30 Jesus Rises from the Dead



SB31 Jesus Goes to Heaven to Rule and Intercede for God's People



SB32 Jesus' Prayers Always



Note: Use sticky tac putty rather than velcro on back of pictures placed on top of other pictures.

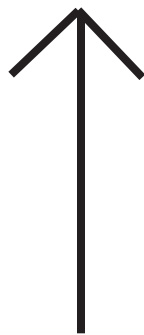
The illustrations are as follows:

- SB1**: HOLIDAYS - People celebrating with fireworks.
- SB2**: PASSOVER - People gathered around a table with a lamb.
- SB3**: FEAST OF TABERNACLES - People in tents in a field.
- SB4**: THE LORD my God - People holding signs that say "I love God".
- SB5**: The LORD HOLY - A large graphic of the words "The LORD HOLY".
- SB6**: SIN - People with a large "SIN" sign.
- SB7**: Your God - People holding a sign that says "Your God".
- SB8**: HIGH PRIEST WORSHIP GIFT - A graphic of a high priest and a gift.
- SB9**: HIGH PRIEST WORSHIP GIFT - A graphic of a high priest and a gift.
- SB10**: HIGH PRIEST WORSHIP GIFT - A graphic of a high priest and a gift.
- SB11**: HIGH PRIEST WORSHIP GIFT - A graphic of a high priest and a gift.
- SB12**: HIGH PRIEST WORSHIP GIFT - A graphic of a high priest and a gift.
- SB13**: HIGH PRIEST WORSHIP GIFT - A graphic of a high priest and a gift.
- SB14**: HIGH PRIEST WORSHIP GIFT - A graphic of a high priest and a gift.
- SB15**: HIGH PRIEST WORSHIP GIFT - A graphic of a high priest and a gift.
- SB16**: HIGH PRIEST WORSHIP GIFT - A graphic of a high priest and a gift.
- SB17**: HIGH PRIEST WORSHIP GIFT - A graphic of a high priest and a gift.
- SB18**: HIGH PRIEST WORSHIP GIFT - A graphic of a high priest and a gift.
- SB19**: HIGH PRIEST WORSHIP GIFT - A graphic of a high priest and a gift.
- SB20**: HIGH PRIEST WORSHIP GIFT - A graphic of a high priest and a gift.
- SB21**: SIN - A row of people with "SIN" signs.
- SB22**: SIN - A large "SIN" sign.
- SB23**: PERFECT HIGH PRIEST PERFECT WORSHIP GIFT FOR SIN - A graphic of a high priest and a gift.
- SB24**: SIN - A graphic of a high priest and a gift.
- SB25**: God's Laws - A graphic of a high priest and a gift.
- SB26**: SIN - A graphic of a high priest and a gift.
- SB27**: PERFECT HIGH PRIEST PERFECT WORSHIP GIFT FOR SIN - A graphic of a high priest and a gift.
- SB28**: PERFECT HIGH PRIEST PERFECT WORSHIP GIFT FOR SIN - A graphic of a high priest and a gift.
- SB29**: PERFECT HIGH PRIEST PERFECT WORSHIP GIFT FOR SIN - A graphic of a high priest and a gift.
- SB30**: PERFECT HIGH PRIEST PERFECT WORSHIP GIFT FOR SIN - A graphic of a high priest and a gift.
- SB31**: PERFECT HIGH PRIEST PERFECT WORSHIP GIFT FOR SIN - A graphic of a high priest and a gift.
- SB32**: PERFECT HIGH PRIEST PERFECT WORSHIP GIFT FOR SIN - A graphic of a high priest and a gift.
- SB33**: PERFECT HIGH PRIEST PERFECT WORSHIP GIFT FOR SIN - A graphic of a high priest and a gift.
- BG1**: Tabernacle - A large illustration of the Tabernacle.
- BG2**: Tabernacle - A large illustration of the Tabernacle.
- BG3**: Tabernacle - A large illustration of the Tabernacle.
- BG4**: Tabernacle - A large illustration of the Tabernacle.

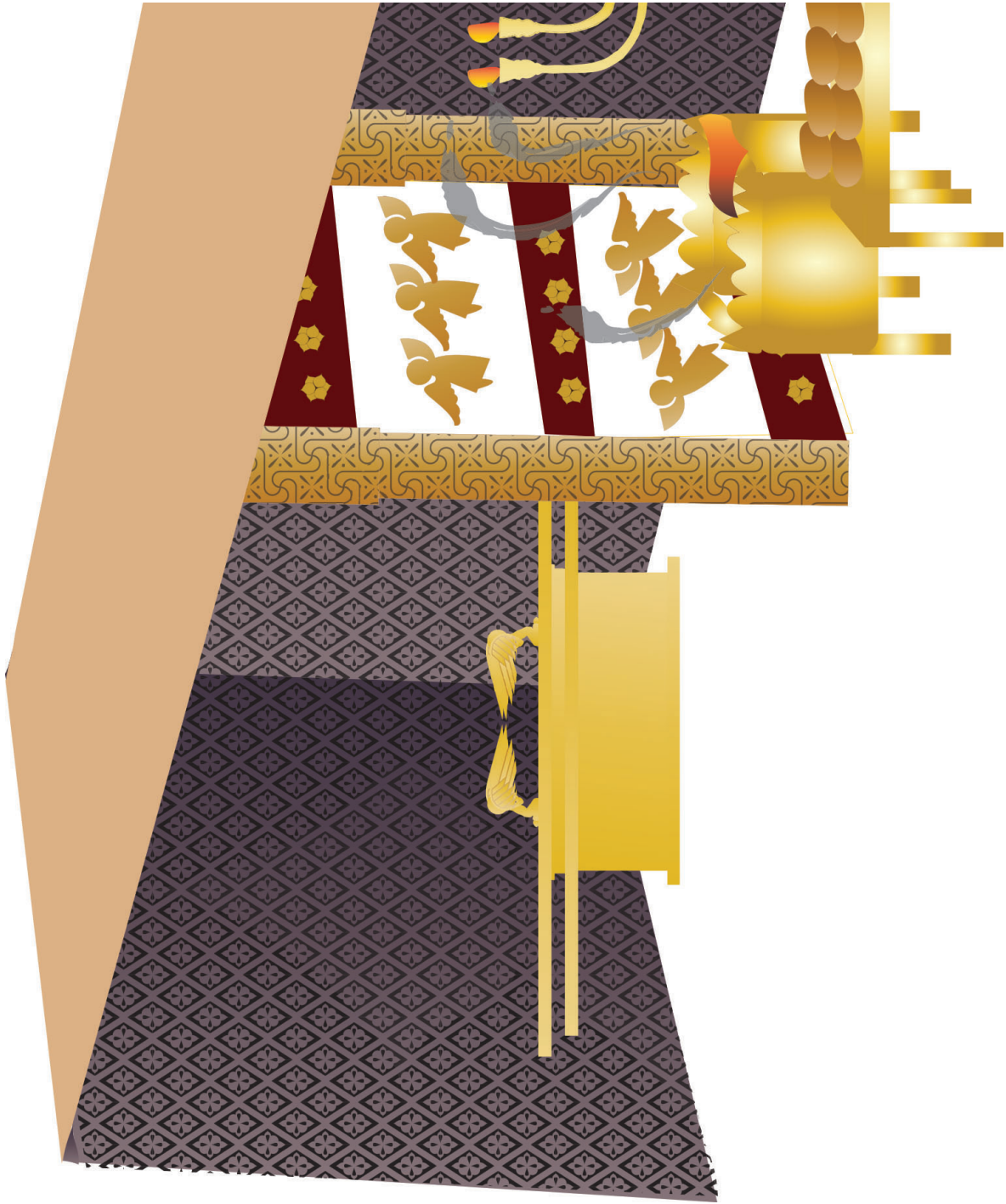


NOTE:

Some of the larger images are assembled from two or more pages. You can make these easier to fold by leaving a small gap in the lamination between the pieces. This allows you to fold the image along the gap.



leave slight gap here  
to create a "hinge" for  
easy folding



BG2 Inner Tabernacle Pt 1 of 4  
DDD 13.3 Story  
Glue together and laminate  
Place on board BEFORE telling the  
story



BG2 Inner Tabernacle Pt 2 of 4  
DDD 13.3 Story  
Glue together and laminate  
Place on board BEFORE telling the  
story






BG2 Inner Tabernacle Pt 3 of 4  
DDD 13.3 Story  
Glue together and laminate  
Place on board BEFORE telling the  
story



BG3 Outer Tabernacle Pt 1 of 3  
DDD 13.3 Story  
Glue together and laminate  
Place on board BEFORE telling  
the story

BG2 Inner  
Tabernacle  
Pt 4 of 4  
DDD 13.3 Story  
Glue together and  
laminate  
Place on board  
BEFORE telling the  
story





BG3 Outer Tabernacle Pt 2 of 3  
DDD 13.3 Story  
Glue together and laminate  
Place on board BEFORE telling  
the story



BG3 Outer Tabernacle Pt 3 of 3  
DDD 13.3 Story  
Glue together and laminate  
Place on board BEFORE telling  
the story



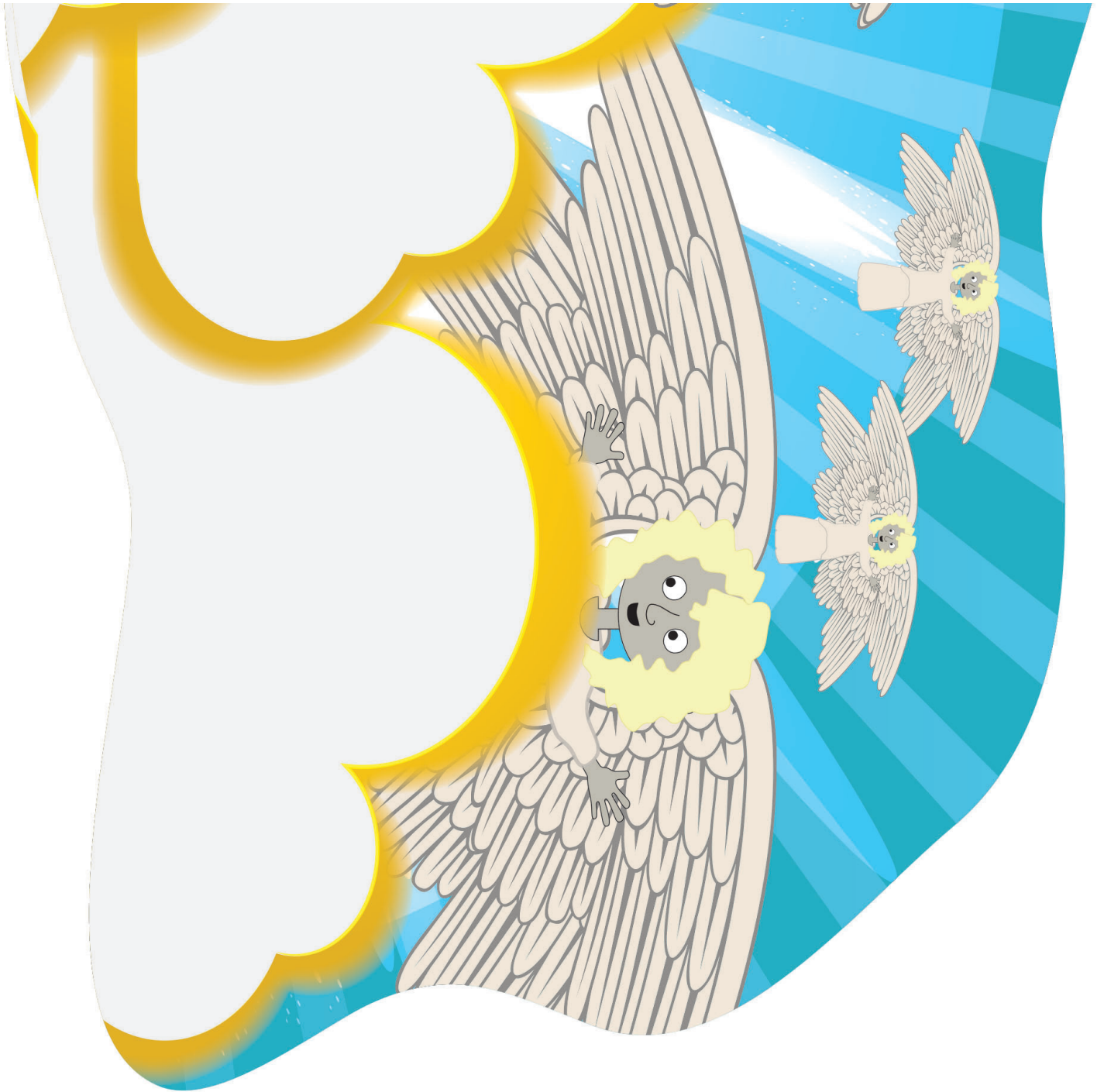
BG5 Heaven Pt 1 of 2

DDD 13.3 Story


Glue together and laminate

Place on board BEFORE telling  
the story





BG5 Heaven Pt 2 of 2  
DDD 13.3 Story  
Glue together and laminate  
Place on board BEFORE telling  
the story



SB24 Jesus Is Born  
DDD 13.3 Story

SB17 Worship Gift for  
People Sprinkled on Ark

SB14 Worship Gift for  
Priest Sprinkled on Ark  
DDD 13.3 Story

BG4 Altar  
DDD 13.3 Story  
Place on board BEFORE  
telling the story

# HOLIDAYS





SB1 Holidays  
DDD 13.3 Story

# PASSOVER



SB2 Passover  
DDD 13.3 Story



# FEAST OF TABERNACLES

SB3 Feast of Tabernacles  
DDD 13.3 Story



**THE  
LORD** my

Your

**God**

People



**DAY OF  
ATONEMENT**

SB4 Day of Atonement  
DDD 13.3 Story

# The LORD

HOLY




YES!!!!

SB5 The LORD Is Holy  
DDD 13.3 Story

SB31 Jesus Goes to Heaven to Rule  
and Intercede for God's People  
DDD 13.3 Story

SB32 Jesus' Prayers  
Always Answered  
with Yes DDD 13.3 Story





SB6 People Are Sinful  
DDD 13.3 Story

SB22 Sinful Hearts of Priests  
DDD 13.3 Story

SB9 High Priest Washes  
DDD 13.3 Story



PRIEST'S  
WORSHIP  
GIFT  
FOR SIN

PEOPLE'S  
WORSHIP  
GIFT  
FOR SIN



SB13 Priest Takes Worship  
Gift for Self into Most Holy Place  
DDD 13.3 Story

SB16 Priest Takes  
Worship Gift for People  
into Most Holy Place  
DDD 13.3 Story

SB17  
SB18  
SB19  
SB20  
SB21  
SB22  
SB23  
SB24  
SB25  
SB26  
SB27  
SB28  
SB29  
SB30  
SB31  
SB32  
SB33  
SB34  
SB35  
SB36  
SB37  
SB38  
SB39  
SB40  
SB41  
SB42  
SB43  
SB44  
SB45  
SB46  
SB47  
SB48  
SB49  
SB50  
SB51  
SB52  
SB53  
SB54  
SB55  
SB56  
SB57  
SB58  
SB59  
SB60  
SB61  
SB62  
SB63  
SB64  
SB65  
SB66  
SB67  
SB68  
SB69  
SB70  
SB71  
SB72  
SB73  
SB74  
SB75  
SB76  
SB77  
SB78  
SB79  
SB80  
SB81  
SB82  
SB83  
SB84  
SB85  
SB86  
SB87  
SB88  
SB89  
SB90  
SB91  
SB92  
SB93  
SB94  
SB95  
SB96  
SB97  
SB98  
SB99  
SB100  
SB101  
SB102  
SB103  
SB104  
SB105  
SB106  
SB107  
SB108  
SB109  
SB110  
SB111  
SB112  
SB113  
SB114  
SB115  
SB116  
SB117  
SB118  
SB119  
SB120  
SB121  
SB122  
SB123  
SB124  
SB125  
SB126  
SB127  
SB128  
SB129  
SB130  
SB131  
SB132  
SB133  
SB134  
SB135  
SB136  
SB137  
SB138  
SB139  
SB140  
SB141  
SB142  
SB143  
SB144  
SB145  
SB146  
SB147  
SB148  
SB149  
SB150  
SB151  
SB152  
SB153  
SB154  
SB155  
SB156  
SB157  
SB158  
SB159  
SB160  
SB161  
SB162  
SB163  
SB164  
SB165  
SB166  
SB167  
SB168  
SB169  
SB170  
SB171  
SB172  
SB173  
SB174  
SB175  
SB176  
SB177  
SB178  
SB179  
SB180  
SB181  
SB182  
SB183  
SB184  
SB185  
SB186  
SB187  
SB188  
SB189  
SB190  
SB191  
SB192  
SB193  
SB194  
SB195  
SB196  
SB197  
SB198  
SB199  
SB200  
SB201  
SB202  
SB203  
SB204  
SB205  
SB206  
SB207  
SB208  
SB209  
SB210  
SB211  
SB212  
SB213  
SB214  
SB215  
SB216  
SB217  
SB218  
SB219  
SB220  
SB221  
SB222  
SB223  
SB224  
SB225  
SB226  
SB227  
SB228  
SB229  
SB230  
SB231  
SB232  
SB233  
SB234  
SB235  
SB236  
SB237  
SB238  
SB239  
SB240  
SB241  
SB242  
SB243  
SB244  
SB245  
SB246  
SB247  
SB248  
SB249  
SB250  
SB251  
SB252  
SB253  
SB254  
SB255  
SB256  
SB257  
SB258  
SB259  
SB260  
SB261  
SB262  
SB263  
SB264  
SB265  
SB266  
SB267  
SB268  
SB269  
SB270  
SB271  
SB272  
SB273  
SB274  
SB275  
SB276  
SB277  
SB278  
SB279  
SB280  
SB281  
SB282  
SB283  
SB284  
SB285  
SB286  
SB287  
SB288  
SB289  
SB290  
SB291  
SB292  
SB293  
SB294  
SB295  
SB296  
SB297  
SB298  
SB299  
SB300  
SB301  
SB302  
SB303  
SB304  
SB305  
SB306  
SB307  
SB308  
SB309  
SB310  
SB311  
SB312  
SB313  
SB314  
SB315  
SB316  
SB317  
SB318  
SB319  
SB320  
SB321  
SB322  
SB323  
SB324  
SB325  
SB326  
SB327  
SB328  
SB329  
SB330  
SB331  
SB332  
SB333  
SB334  
SB335  
SB336  
SB337  
SB338  
SB339  
SB340  
SB341  
SB342  
SB343  
SB344  
SB345  
SB346  
SB347  
SB348  
SB349  
SB350  
SB351  
SB352  
SB353  
SB354  
SB355  
SB356  
SB357  
SB358  
SB359  
SB360  
SB361  
SB362  
SB363  
SB364  
SB365  
SB366  
SB367  
SB368  
SB369  
SB370  
SB371  
SB372  
SB373  
SB374  
SB375  
SB376  
SB377  
SB378  
SB379  
SB380  
SB381  
SB382  
SB383  
SB384  
SB385  
SB386  
SB387  
SB388  
SB389  
SB390  
SB391  
SB392  
SB393  
SB394  
SB395  
SB396  
SB397  
SB398  
SB399  
SB400  
SB401  
SB402  
SB403  
SB404  
SB405  
SB406  
SB407  
SB408  
SB409  
SB410  
SB411  
SB412  
SB413  
SB414  
SB415  
SB416  
SB417  
SB418  
SB419  
SB420  
SB421  
SB422  
SB423  
SB424  
SB425  
SB426  
SB427  
SB428  
SB429  
SB430  
SB431  
SB432  
SB433  
SB434  
SB435  
SB436  
SB437  
SB438  
SB439  
SB440  
SB441  
SB442  
SB443  
SB444  
SB445  
SB446  
SB447  
SB448  
SB449  
SB450  
SB451  
SB452  
SB453  
SB454  
SB455  
SB456  
SB457  
SB458  
SB459  
SB460  
SB461  
SB462  
SB463  
SB464  
SB465  
SB466  
SB467  
SB468  
SB469  
SB470  
SB471  
SB472  
SB473  
SB474  
SB475  
SB476  
SB477  
SB478  
SB479  
SB480  
SB481  
SB482  
SB483  
SB484  
SB485  
SB486  
SB487  
SB488  
SB489  
SB490  
SB491  
SB492  
SB493  
SB494  
SB495  
SB496  
SB497  
SB498  
SB499  
SB500  
SB501  
SB502  
SB503  
SB504  
SB505  
SB506  
SB507  
SB508  
SB509  
SB510  
SB511  
SB512  
SB513  
SB514  
SB515  
SB516  
SB517  
SB518  
SB519  
SB520  
SB521  
SB522  
SB523  
SB524  
SB525  
SB526  
SB527  
SB528  
SB529  
SB530  
SB531  
SB532  
SB533  
SB534  
SB535  
SB536  
SB537  
SB538  
SB539  
SB540  
SB541  
SB542  
SB543  
SB544  
SB545  
SB546  
SB547  
SB548  
SB549  
SB550  
SB551  
SB552  
SB553  
SB554  
SB555  
SB556  
SB557  
SB558  
SB559  
SB560  
SB561  
SB562  
SB563  
SB564  
SB565  
SB566  
SB567  
SB568  
SB569  
SB570  
SB571  
SB572  
SB573  
SB574  
SB575  
SB576  
SB577  
SB578  
SB579  
SB580  
SB581  
SB582  
SB583  
SB584  
SB585  
SB586  
SB587  
SB588  
SB589  
SB590  
SB591  
SB592  
SB593  
SB594  
SB595  
SB596  
SB597  
SB598  
SB599  
SB600  
SB601  
SB602  
SB603  
SB604  
SB605  
SB606  
SB607  
SB608  
SB609  
SB610  
SB611  
SB612  
SB613  
SB614  
SB615  
SB616  
SB617  
SB618  
SB619  
SB620  
SB621  
SB622  
SB623  
SB624  
SB625  
SB626  
SB627  
SB628  
SB629  
SB630  
SB631  
SB632  
SB633  
SB634  
SB635  
SB636  
SB637  
SB638  
SB639  
SB640  
SB641  
SB642  
SB643  
SB644  
SB645  
SB646  
SB647  
SB648  
SB649  
SB650  
SB651  
SB652  
SB653  
SB654  
SB655  
SB656  
SB657  
SB658  
SB659  
SB660  
SB661  
SB662  
SB663  
SB664  
SB665  
SB666  
SB667  
SB668  
SB669  
SB670  
SB671  
SB672  
SB673  
SB674  
SB675  
SB676  
SB677  
SB678  
SB679  
SB680  
SB681  
SB682  
SB683  
SB684  
SB685  
SB686  
SB687  
SB688  
SB689  
SB690  
SB691  
SB692  
SB693  
SB694  
SB695  
SB696  
SB697  
SB698  
SB699  
SB700  
SB701  
SB702  
SB703  
SB704  
SB705  
SB706  
SB707  
SB708  
SB709  
SB710  
SB711  
SB712  
SB713  
SB714  
SB715  
SB716  
SB717  
SB718  
SB719  
SB720  
SB721  
SB722  
SB723  
SB724  
SB725  
SB726  
SB727  
SB728  
SB729  
SB730  
SB731  
SB732  
SB733  
SB734  
SB735  
SB736  
SB737  
SB738  
SB739  
SB740  
SB741  
SB742  
SB743  
SB744  
SB745  
SB746  
SB747  
SB748  
SB749  
SB750  
SB751  
SB752  
SB753  
SB754  
SB755  
SB756  
SB757  
SB758  
SB759  
SB760  
SB761  
SB762  
SB763  
SB764  
SB765  
SB766  
SB767  
SB768  
SB769  
SB770  
SB771  
SB772  
SB773  
SB774  
SB775  
SB776  
SB777  
SB778  
SB779  
SB780  
SB781  
SB782  
SB783  
SB784  
SB785  
SB786  
SB787  
SB788  
SB789  
SB790  
SB791  
SB792  
SB793  
SB794  
SB795  
SB796  
SB797  
SB798  
SB799  
SB800  
SB801  
SB802  
SB803  
SB804  
SB805  
SB806  
SB807  
SB808  
SB809  
SB810  
SB811  
SB812  
SB813  
SB814  
SB815  
SB816  
SB817  
SB818  
SB819  
SB820  
SB821  
SB822  
SB823  
SB824  
SB825  
SB826  
SB827  
SB828  
SB829  
SB830  
SB831  
SB832  
SB833  
SB834  
SB835  
SB836  
SB837  
SB838  
SB839  
SB840  
SB841  
SB842  
SB843  
SB844  
SB845  
SB846  
SB847  
SB848  
SB849  
SB850  
SB851  
SB852  
SB853  
SB854  
SB855  
SB856  
SB857  
SB858  
SB859  
SB860  
SB861  
SB862  
SB863  
SB864  
SB865  
SB866  
SB867  
SB868  
SB869  
SB870  
SB871  
SB872  
SB873  
SB874  
SB875  
SB876  
SB877  
SB878  
SB879  
SB880  
SB881  
SB882  
SB883  
SB884  
SB885  
SB886  
SB887  
SB888  
SB889  
SB890  
SB891  
SB892  
SB893  
SB894  
SB895  
SB896  
SB897  
SB898  
SB899  
SB900  
SB901  
SB902  
SB903  
SB904  
SB905  
SB906  
SB907  
SB908  
SB909  
SB910  
SB911  
SB912  
SB913  
SB914  
SB915  
SB916  
SB917  
SB918  
SB919  
SB920  
SB921  
SB922  
SB923  
SB924  
SB925  
SB926  
SB927  
SB928  
SB929  
SB930  
SB931  
SB932  
SB933  
SB934  
SB935  
SB936  
SB937  
SB938  
SB939  
SB940  
SB941  
SB942  
SB943  
SB944  
SB945  
SB946  
SB947  
SB948  
SB949  
SB950  
SB951  
SB952  
SB953  
SB954  
SB955  
SB956  
SB957  
SB958  
SB959  
SB960  
SB961  
SB962  
SB963  
SB964  
SB965  
SB966  
SB967  
SB968  
SB969  
SB970  
SB971  
SB972  
SB973  
SB974  
SB975  
SB976  
SB977  
SB978  
SB979  
SB980  
SB981  
SB982  
SB983  
SB984  
SB985  
SB986  
SB987  
SB988  
SB989  
SB990  
SB991  
SB992  
SB993  
SB994  
SB995  
SB996  
SB997  
SB998  
SB999  
SB1000

SB18 Priest Puts Back on  
High Priest Clothes  
DDD 13.3 Story

SB10 High Priest Puts on  
Special White Linen  
DDD 13.3 Story



SB12 Priest Prepares Worship  
Gift for Himself (for Most Holy Place)  
DDD 13.3 Story

SB15 Priest Prepares Worship  
Gift for People for Most Holy Place  
DDD 13.3 Story



Your **God** my **People**



**HIGH  
PRIEST**

**WORSHIP  
GIFT**



**PEOPLE'S  
WORSHIP  
GIFT FOR  
SIN**



**PRIEST'S  
WORSHIP  
GIFT FOR  
SIN**

SB20 Burnt Offering for People  
DDD 13.3 Story

SB19 Burnt Offering for Priest  
DDD 13.3 Story

SB8 The High Priest and the  
Worship Gift as Middle Man  
between God and His People  
DDD 13.3 Story



SB11 People Gather  
Outside of Tabernacle  
DDD 13.3 Story





SB21 All the High Priests over  
100's of Years  
DDD 13.3 Story

**PERFECT  
HIGH PRIEST**



**Jesus'  
Perfect  
Life**

**PERFECT  
WORSHIP GIFT  
FOR SIN**

SB27 Jesus Presents His Life as  
Perfect Worship Gift Before God,  
His Father, in Heaven  
DDD 13.3 Story


# God's Laws



SB25 Jesus Keeps God's Laws  
Perfectly  
DDD 13.3 Story

SB28 God's People Are Forgiven  
and Belong to God Forever  
DDD 13.3 Story





SB30 Jesus Rises from the Dead  
DDD 13.3 Story

SB26 Jesus Dies on Cross  
as Perfect Sacrifice for Sins  
of God's People  
DDD 13.3 Story



SB29 Curtain Rips  
DDD 13.3 Story

**PERFECT  
HIGH PRIEST**



**PERFECT  
WORSHIP GIFT  
FOR SIN**



SB23 Need a Perfect High  
Priest with a Perfect  
Worship Gift  
DDD 13.3 Story

# **DEEP DOWN DETECTIVES**



**Visual Aids**

**Unit 13,**

**Bible Truth 4**

## About Deep Down Detectives Visual Aids and Large Format Storyboard Pictures

### How Are They Used?



The Deep Down Detectives Visual Aids and Large Format Storyboard Pictures are a companion resource to be used alongside the Deep Down Detectives Core Curriculum for each unit. These colorful pictures are used in presenting the key concepts, telling the Bible stories, and, in playing the Bible Story Review games. The storyboard pictures in this book are for flannelgraph boards at least 36" x 48." (Choose Visual Aids with Small Format Storyboard Pictures for smaller boards.)

### What Do They Include?



**There are six, different resources included in this book:**

**1. Key Concept Visual Aids**-- colorful signs of the Big Question and Answer, the Bible Truths taught in each unit, the Bible verses, and the Listening Assignments used with the curriculum for each Bible Truth taught in the unit.

**2. The Storyboard Picture Key**-- a who's who of the pictures in thumbnail size.

**3. Storyboard Suggested Picture Placement** page--how you can place your pictures up on your storyboard that works well with the story.


**4. The Storyboard Pictures, themselves.** Notice that each picture is identified on the back for easy reference.

**5. Directions** for how to make a homemade flannelgraph storyboard and sturdy storyboard pictures.

**6. Directions** for making the Deep Down Detectives "Bible" Folder and the **back/front images** to paste in place when making it. (Larger back/front images are found online with the curriculum.)



### Ready, Set, Rip It Out!



This book is meant to be ripped up and made into your visual aid. The key concept signs can be cut out and laminated or slipped into sheet protectors. Cut out around the storyboard images and ideally, laminate these. Some of the biggest pictures actually need to be stuck together, before laminating.

### Store It!



Deep Down Detectives is a curriculum that can be used over and over. Store your visual aids and storyboard pictures after using them and they will serve you for many years. We store ours in manilla envelopes and then put them (along with all the rest of the curriculum) in magazine files, labeled by unit. If you have multiple classes using the curriculum, store each set of resources in separate manilla envelopes. This will make prep much simpler, second time around.

### Replacement Storyboard Pictures



You can always purchase this book again or simply go online to the [praisefactory.org](http://praisefactory.org) website (Deep Down Detectives section) and print out any pictures that go missing.

**The Case of the Foolish Forgetters***Galatians***Story-telling Tips**

Ahead of time:

1. Read the Bible verses and story. Pray!
2. Choose story action cues and prepare storyboard figures/Story Scenes, if using. (In Visual Aids book)
3. Practice telling story with the storyboard figures/Story Scenes, timing your presentation. Shorten, if necessary.

During your presentation:

1. Maintain as much eye contact as possible as you tell the story.
2. Put up storyboard figures/add story action cues/hold up Story Scenes as you tell the story. Allow the children to help you put them on the board, if desired.
3. Include the children in your story with a few questions about what they think will happen or words/concepts that might be new to them.
4. Watch the kids for signs that their attention span has been reached. Shorten, if necessary.

**INTRODUCTION/ LISTENING ASSIGNMENTS**

**“Our story is called: The Case of the Foolish Forgetters. Here is your listening assignment.”** Read from Detective Dan’s Listening Assignment signs, but questions are summarized below:

**Detective Dan’s Lesson #1 Listening Assignment:**

I need to know:

**Foolish means doing something without thinking it through well... and something bad happens.**

1. Who was foolish? What were they doing without thinking it through well?
2. What did they forget?

**Detective Dan’s Lesson #2 Listening Assignment:**

**Our Bible Verse is 2 Corinthians 1:21-22, ESV:**

“And it is God who establishes us with you in Christ, and has anointed us, and who has also put his seal on us and given us his Spirit in our hearts as a guarantee.”

I need to know:

1. Who did the Galatians forget to depend on to help them live for God?
2. Who did they need to have live in their hearts and help them live for God?

**Detective Dan’s Lesson #3 Listening Assignment:**I found six clues, but two of them are **NOT** in the story.

They are: God’s laws, a beach ball, a Jew, a Gentile, a hot dog, and the Holy Spirit in a heart.

*Hold each of them up for the children to see as you identify them.*

I need to know:

1. Which four belong in the story and which two don’t?
2. What did the Galatian believers need to confess to God? Who did they need to turn back to depending upon?

**Read the assignment questions, THEN SAY,**

“Ok, Deep Down Detectives! Put on your best listening ears and see if you can hear the answers to Detective Dan’s questions. When I finish telling the story, we will see if we can answer all the questions.”

*Read the Bible Truth story, answer questions, present the gospel and lead in prayer.*

*Answers to questions; the gospel; and, ACTS prayer are included with the story text.*

**The Case of the Foolish Forgetters***Galatians*

**Story with lines separating paragraphs (text in bold, optional interaction cues in italics)** Numbers correspond to storyboard pictures and placement upon the storyboard. Always feel free to use less pictures, if it's best for your kids. Simply black out the numbers next to pictures you do not plan to use. All pictures are found in the Visual Aids book. Put BG (background) pictures on storyboard ahead of time. SB pictures (listed below in story text) are added to board as you tell the story. These numbers are also found on the back of each picture. Tip: Stack pictures in numerical order before telling story for easy use. Use sticky-back velcro to attach pictures to storyboard felt. Use sticky-tac putty to stick a picture on top of another picture. OR, if using the Story Scenes to tell the story, disregard the storyboard picture references listed below.

---

**“Good news! Come hear my good news!” Paul announced, as Silas and he travelled through the land of Galatia. (SB1) They went up tall mountains and down low valleys; (SB2) through thick forests and alongside winding rivers. And everywhere they went, Paul told the people the good news of salvation through faith in God’s Son. Can you remember the name of God’s Son?**

*Can you tell me?*

**It’s Jesus! Yes, everywhere Paul went, he told people how they could become God’s people through Him.**

---

**(SB3) Some of the people Paul talked to were Jews. (SB4) They had grown up knowing about the LORD. They knew God’s Word and had been taught His laws. Each week, they gathered together to praise God and learn more about Him. (SB5) The Jews tried to keep all of God’s laws, but couldn’t. Why? Because they had sin in their hearts, just like we do. They were law-breakers, not perfect law-keepers. Oh, how could they ever please God if they couldn’t keep His laws?**

*Do you know how?*

**Paul opened the Bible, God’s Word, and told them how.**

---

**(SB6) “I’ve got good news for you! You can’t keep God’s laws perfectly, but Jesus could!” Paul said. “Jesus is God’s Son, the Messiah, sent to save us from our sins, just as God promised. Jesus obeyed God’s laws perfectly. He offered up His life as the perfect sacrifice for the sins of God’s people when He suffered and died on the cross. On the third day, Jesus rose from the dead, proving He had really fulfilled all of God’s laws and beaten sin and death for God’s people,” Paul told them. “Turn away from trying to please God on your own. Repent of your sins and trust in Jesus as your Savior. This is how you can be God’s people. Stop trying to deserve to be God’s people with your own law-keeping! No one is good enough to do that,” Paul urged them.**

---

**Hmmmm.... This was very, VERY different from anything these Jews had heard before. Could Jesus really be the Messiah? Could He really be the one God promised to save them from their sins? Had He really fulfilled all of God’s laws in their place? This was a lot to think about. Would they believe this good news Paul preached this day?**

*What do you think?*

**(SB7) The Holy Spirit worked in the hearts of many Jews that day. He helped them turn away from their sins and trust in Jesus as their Savior. He filled their hearts with joy and gave them power to live a new life for God. How happy they were that Jesus had saved them! How much better it was to have the Holy Spirit working inside them, helping them know God and live for Him! How glad they were to be free from trying to please God just by keeping His laws and never being able to do it! Yay!**



*Story with lines separating paragraphs (text in bold, optional interaction cues in italics)*

**But Paul's good news wasn't just for the Jews in Galatia. (SB8) It was for the Gentiles who lived there, too. The Gentiles who didn't know God's Word or His laws. (SB9) They had grown up worshipping fake gods, like Hermes and Zeus. (SB10) They gave their worship gifts to these fake gods and honored them with wild, worship parties and other bad things. (SB11) How far from the LORD these Gentiles were! Oh, how would they ever please Him, the one, true God, if they kept worshipping these fake gods and doing these bad things?**

*Do you know how?*

**It was through Jesus!**

**So, Paul told the good news of Jesus to all the Gentiles who would listen, (SB12) "Your gods are fake gods. I've come to tell you about the LORD, one, true God!" Paul told them. "HE is the One who created this whole world. He created you. He's the One who gives you food to eat and all the other things that you enjoy," Paul explained. "And now, He's sent His Son, Jesus, to save you from your sins and give you eternal life. Come, know the living God! Turn away from your fake gods and your sins! Put your trust in Jesus and be saved!" Paul exclaimed.**

**Hmmm.... This was very, VERY different from anything these Gentiles had heard before. Could the LORD be the one, true God? Could Jesus really be His Son, sent to save them? Could they really be forgiven their sins and have eternal life with God? This was a lot to think about. Would they believe this good news Paul preached this day?**

*What do you think?*

**(SB13) Yes, they would! The Holy Spirit worked in the hearts of many Gentiles that day. He helped them turn away from their sins and trust in Jesus as their Savior. He filled their hearts with joy and gave them power to live a new life for God, just He had in the Jewish believers. How happy these Gentiles were that Jesus had saved them! How much better it was to have the Holy Spirit working inside them, helping them know God and live for Him! How glad they were to be free from worshipping fake gods and trying to find happiness in their old, hopeless way of living. Yay!**

**(SB14) These new believers began to gather together to hear God's Word and encourage each other in the wonderful, good news they had come to believe. Once they had been Jews and Gentiles. Now, they were believers in Jesus, brothers and sisters together in God's family. Soon there were little churches: in Lystra, Derbe, Iconium and other cities-- all over Galatia. How Paul happy was!**

**Up mountain, down valley. Through forests, along winding rivers, went Paul with Silas again. (SB15) They were leaving Galatia to tell other people, in other places, the good news of Jesus. But even though Paul left the land of Galatia far behind, he never forgot the little churches of believers gathering together there. (SB16) He prayed for them and longed to hear news about them. Oh, how he hoped they were doing well and growing in the Lord!**

**(SB17) One day, the news Paul was waiting for came. Would it be good news or bad news?**

*What do you think?*

*Story with lines separating paragraphs (text in bold, optional interaction cues in italics)*

I'm sorry to say that it was **BAD news!** Things had started out well in the little churches of Galatia, but they had not stayed that way. (SB18) **Bad teachers had come in. "Paul has it wrong," they told the believers. "Gentiles have to trust in Jesus AND live by the Jews' old laws, if they are to be God's people," they taught. The believers in the little churches were so confused. Some started believing these bad teachers and began to leave Paul and the good news of Jesus behind! Oh, no!**

Paul was worried and angry when he heard what was going on. Would everyone in Galatia forget the good news of Jesus? He wanted to protect the little churches from these bad teachers! But what could he do?

*Can you guess?*

(SB19) **Something must be done, and Paul wasted no time in doing it. He sat down and wrote a letter to remind them of the truths he had taught them. Paul gave the letter to a messenger, and said, "Quick, take this letter to the churches in Galatia!"**

(SB20) **Then, up mountains, down valleys. Through forests, along winding rivers, the messenger went with Paul's letter to the Galatians.**

(SB21) **"You foolish Galatians! Don't listen to those bad teachers!" Paul told them. "Don't go back to your old way of living! It didn't make you happy. It didn't make you right with God, or help you live for Him. No, the fruit of your old life was unhappiness and all kinds of sin!" Paul exclaimed.**

**"Only faith in Jesus can make you right with God. And, only the Holy Spirit living in your heart can help you know God and live for Him," Paul reminded them.**

**"Go back to the real gospel! Keep trusting in Jesus," Paul urged the believers. "And keep in step with the Holy Spirit whom God has put in your hearts! He's the One who changes you from the inside," Paul explained. "The fruit of the Holy Spirit is so different from the fruit of your old way of living. His fruit is love, joy, peace, patience, kindness, and self-control. There will never be a law against the good things that the Holy Spirit gives us! He helps us to keep on living for God."**

**Paul**

**Would the little churches forget the gospel and fall apart, or would God sustain them? Would the Holy Spirit use Paul's words to help these believers?**

*What do you think?*

(SB22) **Paul learned the answer a few years later he travelled with Timothy and Silas back up the mountains, down the valleys, through the forests, and along the winding rivers to Galatia once more. (SB23) He rejoiced to find believers gathering together still. He preached God's Word to them, and the Holy Spirit strengthened their hearts! God had been faithful to sustain His people and He always will be!**

**Cracking the Case:** (story wrap-up for Listening Assignments)

It's time to see how we did with our Listening Assignment.

**Detective Dan's Lesson 1 Listening Assignment:****I need to know:**

**Foolish means doing something without thinking it through well... and something bad happens.**

**1. Who was foolish? What were they doing without thinking it through well?** The new believers in the church in Galatia. They were obeying new, bad teachers who weren't teaching them the good news of Jesus.

**2. What did they forget?** They forgot that only by trusting in Jesus could they please God. They forgot that only by the Holy Spirit living in their hearts did they love God and live for Him.

**For You and Me:**

Like the people of Galatia, we need God's help if we are to live for Him. We can never do this on our own. But the good news is that we don't have to! God promises to forgive all who turn away from their sins and trust in Jesus as their Savior. He promises to give the Holy Spirit to them. He will live in their hearts and help them live for God. Ask God to help you do this! He loves to answer this prayer!

**Detective Dan's Lesson 2 Listening Assignment:****Our Bible Verse is 2 Corinthians 1:21-22, ESV:**

"And it is God who establishes us with you in Christ, and has anointed us, and who has also put his seal on us and given us his Spirit in our hearts as a guarantee."

**I need to find out:**

**1. Who did the Galatians forget to depend on to help them live for God?** They forgot to depend on God and the good gifts of salvation and life that He gives them through Jesus.

**2. Who did they need to have live in their hearts and help them live for God? The Holy Spirit.**

**For You and Me:**

Like the people of Galatia, we need God's help if we are to live for Him. We can never do this on our own. But the good news is that we don't have to! God promises to forgive all who turn away from their sins and trust in Jesus as their Savior. He promises to give the Holy Spirit to them. He will live in their hearts and help them live for God. Ask God to help you do this! He loves to answer this prayer!

**Detective Dan's Lesson 3 Listening Assignment:**

Our six clues were: God's laws, a beach ball, a Jew, a Gentile, a hot dog, and the Holy Spirit in a heart.

**1. Which four belong in our story?**

God's laws, the Jew, the Gentile, and the Holy Spirit in a heart belong. The beach ball and the hot dog do not.

**2. What did the Galatian believers need to confess to God? Who did they need to turn back to depending upon?**

That they had turned away from trusting in Jesus to make them right with God, and in the Holy Spirit to help them love God and live for Him. Instead, they were depending on themselves and trying to obey God's laws. They needed to turn back to depending upon Jesus and the work of the Holy Spirit in their hearts.

**For You and Me:**

Like the believers in Galatia, we, too, need to put our trust in Jesus. He alone can save us. And His Holy Spirit living in our hearts is the only One who can help us truly live for God. We can ask God to help us to turn away from our sins and trust in Jesus as our Savior. We can ask Him to put His Holy Spirit in our hearts and help us live for God.

**The Gospel** (story wrap-up if NOT using Listening Assignments)**Our Bible Truth is:**

**Why Do God's People Keep Believing in Him?**

**It Is God's Sustaining Grace!**

**The Holy Spirit Works Inside of God's People!**


Both Jews and Gentiles needed Jesus to be their Savior. They were all sinners who deserved God's punishment we can never please Him by their own goodness. Both Jews and Gentiles needed the Holy Spirit to live in their hearts. They needed Jesus to die on the cross for their sins. They needed Him to rise from the dead on the third day in victory over sin and death for them. And, they both needed Jesus to send the Holy Spirit to work in their hearts and help them love God and live for Him. This was the only way that they could be God's people and live as God's people. And, it's the only way we can be God's people too: by turning away from our sins and trusting in Jesus as our Savior. Ask God to help you do this. He loves to answer this prayer!

*Close in prayer.*

**Closing ACTS Prayer**

- A** Holy Spirit, we praise You for the way You can powerfully work in our hearts, changing us from the inside out.
- C** God, we confess that many times we are proud, jealous, envious, and hateful. We need Jesus to save us. We need Your Holy Spirit to replace with humility and love. We need a Savior!
- T** Thank You, Holy Spirit, for being stronger than any of our sins. Thank You for being able to work powerfully in our hearts and truly change us.
- S** Holy Spirit, work in our hearts, help us to turn away from our sins and trust in Jesus as our Savior. Fill our heart with Your good ways. Make us joyful, peaceful, kind, patience, self-controlled, joyful, loving, and good. Give us wisdom and make us bold and strong to do God's will.  
In Jesus' name we pray, Amen.

***Go to Lesson Plan, p.9 for the script to the rest of the lesson.***



# What Do God's People Keep Believing in Him?



ANSWER:

## It Is God's Sustaining Grace!

VISUAL  
AID

#1

take out



of BQB



## The Big Question

*Hold up the Big Question sign for all the children to see, and say:*

The Big Question we are investigating today is  
Big Question Number 13:

**Why Do God's People Keep Believing in Him?**

and the Answer is:  
**It Is God's Sustaining Grace!**

### **Meaning:**

All people enjoy many good things and suffer many bad or sad things in this world. Enjoying good things or going through bad things make some people turn away from God. They love the good things too much or get mad at God for the bad things that happen.

But that's not what happens with God's people. They have put their trust in Jesus. They want to love God most of all, even more than the good things they enjoy. They trust God and His good plans, even as they go through bad or sad things.

What makes the difference? It's God and His sustaining grace! That is, His gifts of strength to help us keep on believing in Him and living for Him. God will always give His people what they need! He wants them to depend on Him and He loves for them to ask for His help. He will never fail them. God will help you like this, too, if you turn away from your sins and put your trust in Jesus.

Let's sing our Big Question Song: "

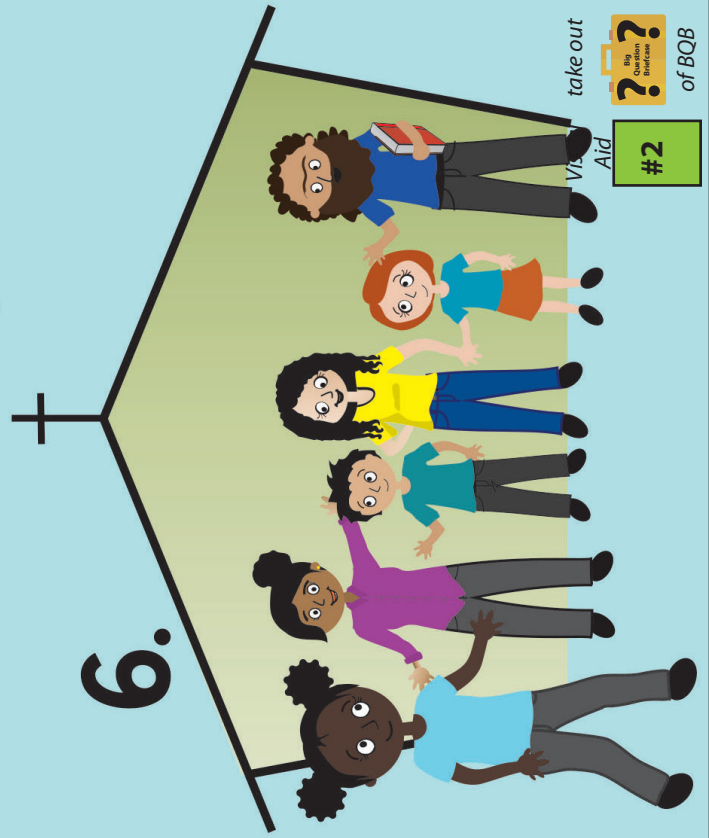



## Big Q & A 13 Song

*DDD ESV Songs 13, track 12*

*(adapted version of "This Old Man")*

Why do God's people keep  
believing in God?  
And why do God's people  
keep living for Him?  
Because God sustains them,  
yes, God alone,  
That's why God's people keep  
believing in God.

# BIG QUESTION 13: Six truths about God's sustaining grace



take out



of BQB

#2

## **This Unit's Bible Truths**

"It is God's Sustaining Grace" is a good beginning, but there's so more to learn. So it's time for us to dig down even deeper for more answers to our Big Question about God. We're going to be learning SIX Bible truths that all tell us more about God's sustaining grace.

Who would like to hand me the picture with our six Bible truths on it? It's in the Big Question Box/Briefcase."

*Choose a child to get it and hand it to you, then hold it up and show them the pictures of the six truths they will be learning.*

*After everyone has had a good look say...*

"Ok, we've learned three truths about how God sustains His people. They are: "God Alone Sustains His People," "God, the Father, Promises to Help His People," and, "Jesus Provides God's People with Everything They Need to Live for God." (point to pictures as you identify each Bible Truth). Now let's look at our Bible Truth Clue sign and see if we can figure out which of these six truths we will be learning about today. Who would like to get it out of the Big Question Briefcase for me?"

*Choose a child to open the briefcase, take out the Bible Truth Clue sign and hand it to you.*


CAN YOU GUESS BIBLE TRUTH 4:

**Why Do God's People Keep  
Believing in Him?  
It Is God's Sustaining  
Grace...**

**The Holy Spirit  
works ??? of  
God's people!"**

**HINT: "This word is the  
opposite of "outside."  
It starts with an "l" and  
it rhymes with "thin slide."**

**ANSWER:  
The Holy Spirit works INSIDE of God's people!"**



VISUAL  
AID

#1

take out  
Big  
Question  
Breakers  
of BQB

# Revealing the Bible Truth

## We Are Learning

*Hold up the front side for the children to see. Cover up the answer, written along the bottom, and say:*

**“Why Do God’s People Keep Believing in Him?  
It Is God’s Sustaining Grace!  
The Holy Spirit Works ???? of God’s People!”**

We’re missing one word. Here’s the hint to what the missing word is. It says: “This word is the opposite of “outside.” It starts with an “I” and it rhymes with “thin slide.”

Can you guess? It’s “INSIDE.”

So the Bible Truth we are learning today is:  
*(uncover answer from bottom of sign, show it to them and say:)*

**“Why Do God’s People Keep Believing in Him?  
It Is God’s Sustaining Grace!  
The Holy Spirit Works INSIDE of God’s People!”**

And here is what this Bible Truth means:  
*(read the meaning off of the back of the sign, say:)*

God created all people with a special heart, deep inside of them. It’s different from the heart in your body that pumps blood and you feel beating. This special heart is invisible, but it’s the part of you that lives forever and can know God. In the Bible, this special heart is also called our spirit.

The sad news is that the beautiful, special heart that God gave us is broken with sin. Yes, we have all chosen to turn away from God and disobey Him. We deserve His punishment, not His friendship.

But there’s good news, too! God’s Holy Spirit can work in our heart and change it. He does this when we listen to God’s Word and when we pray. He can help us see our sins, turn away from them, and trust in Jesus as our Savior. This is how we become God’s people. And when we do, He makes our heart clean and new, able to know God and want to love and serve Him.

And that’s just the beginning of what the Holy Spirit does inside us when we become God’s people. He goes on working in our hearts, making the most amazing changes. He helps us know God and want to live for Him more and more. He gives us wisdom to understand God’s Word and boldness to tell others about Him. He helps us turn away from anger, jealousy, hatred and pride and replaces them with love, peace, patience, kindness, joy, goodness and self-control in their place.





Visual Aid #4

Place verse in DDD Bible

take out Big Questions of BQB

“And it is God who establishes us with you in Christ, and has anointed us, and who has also put his seal on us and given us his Spirit in our hearts as a guarantee.”

--2 Corinthians 1:21-22, ESV

## Bible Truth 4 Bible Verse

*Remove the Bible Verse Picture from the "Bible" folder and hold it up for all the children to see, then say:*

2 Corinthians 1:21-22 tells us:

### **2 Corinthians 1:21-22, ESV**

"And it is God who establishes us with you in Christ, and has anointed us, and who has also put his seal on us and given us his Spirit in our hearts as a guarantee."

**Learn a Little:** "God establishes us in Christ, and has given us his Spirit in our hearts."

### **What does that mean?**

God's people keep on believing in God because God, Himself, establishes them. That means He makes sure they keep on standing firm in their trust in Him. Jesus is the Christ. He's the special one sent by God to save sinners and make them God's people forever. It's because of Jesus that God's people stand firm in their faith. Jesus bought them with His blood. He paid for them and owns them. They will always stand firm in the faith because no one can ever take them away from Him. They will be God's dearly-loved people forever. And as His people, forgiven through Jesus, God gives them another, most wonderful gift: He puts His Holy Spirit in their hearts. The Holy Spirit reminds them that they are God's dearly loved people. He helps them remember the truths of God's Word and believe them. He helps them be strong and brave in Jesus. He reminds them that they belong to God and one day will go to live with Him forever. God's people never have to go through anything alone. God's Holy Spirit is always with them, living inside of them. And He will go on living inside them their whole lives. We can become God's people, too, when we turn away from our sins and trust in Jesus as our Savior. Why do God's people keep on believing in God and living in Him? It is because of God's grace, His sustaining grace. God gives His people everything they need to keep on believing in Him and living for Him their whole lives. One of the most amazing ways He helps them is by putting His very own Holy Spirit in their heart.

"Now it's time to do a bit more deep down investigating. Let's see what Detective Dan wants us to help him figure out. Would someone like to get it out for me?"

*"We've said our Bible verse, now let's sing it!"*

## It Is God Who Establishes Us with You:

### **2 Corinthians 1:21-22**

*DDD ESV Songs 13, track 27*

It is God who establishes us with you in Christ,  
It is God who establishes us with you in Christ,  
Has anointed us, also put his seal on us,  
And given us, given us,  
His Spirit in our hearts. (Sing it again! Faster!)

It is God who establishes us with you in Christ,  
It is God who establishes us with you in Christ,  
Has anointed us, also put his seal on us,  
And given us, given us,  
His Spirit in our hearts.

Second Corinthians One, twenty-one and two.

"Now it's time to do a bit more deep down investigating. Let's see what Detective Dan wants us to help him figure out. Would someone like to get it out for me?"



take out



Place in



Visual Aid



# Detective Dan's Listening Assignment #1



# Detective Dan's

## Listening Assignment #1



Hi, Deep Down Detectives!  
I'm working on a brand-new case called:  
"The Case of the Foolish Forgetters."

I need to find out:

**Foolish means doing something without thinking it through well... and something bad happens.**

**1. Who was foolish? What were they doing without thinking it through well?**

**AND**

**2. What did they forget?**

**Can you help me? Listen carefully to the story and you might just hear the answers!**

Thanks!

Detective Dan

**Then say,** "Ok, Deep Down Detectives! Put on your best listening ears and see if you can hear the answers to Detective Dan's questions. When I finish telling the story, we will see if we can answer all of his questions."

*Read the Bible Truth story, putting up the storyboard pictures as you tell it. At the end of the story, repeat the questions and lead the children in answering them. Present the gospel and close in prayer.*

\*Answers to assignment questions, the gospel and ACTS prayer are also included at the end of the story text.\*

Answers:

**Foolish means doing something without thinking it through well... and something bad happens.**

**1. Who was foolish? What were they doing without thinking it through well?** The new believers in the church in Galatia. They were obeying new, bad teachers who weren't teaching them the good news of Jesus.

**2. What did they forget?** They forgot that only by trusting in Jesus could they please God. They forgot that only by the Holy Spirit living in their hearts did they love God and live for Him.

**For You and Me:**

Like the people of Galatia, we need God's help if we are to live for Him. We can never do this on our own. But the good news is that we don't have to! God promises to forgive all who turn away from their sins and trust in Jesus as their Savior. He promises to give the Holy Spirit to them. He will live in their hearts and help them live for God. Ask God to help you do this! He loves to answer this prayer!



take out



Place in



Visual Aid



# Detective Dan's Listening Assignment #2



# Detective Dan's

## Listening Assignment #2



Hi, Deep Down Detectives!

I'm still working on the case called:

"The Case of the Foolish Forgetters."

Our Bible Verse is 2 Corinthians 1:21-22, ESV:

"And it is God who establishes us with you in Christ, and has anointed us, and who has also put his seal on us and given us his Spirit in our hearts as a guarantee."

I need to find out:

1. Who did the Galatians forget to depend on to help them live for God?

AND

2. Who did they need to have live in their hearts and help them live for God?

Can you help me? Listen carefully to the story and you might just hear the answers! Thanks for your help!

Detective Dan

**Then say,** "Ok, Deep Down Detectives! Put on your best listening ears and see if you can hear the answers to Detective Dan's questions. When I finish telling the story, we will see if we can answer all of his questions."

*Read the Bible Truth story, putting up the storyboard pictures as you tell it. At the end of the story, repeat the questions and lead the children in answering them. Present the gospel and close in prayer.*

\*Answers to assignment questions, the gospel and ACTS prayer are also included at the end of the story text.\*

Answers:

**Our Bible Verse is: 2 Corinthians 1:21-22, ESV:**

"And it is God who establishes us with you in Christ, and has anointed us, and who has also put his seal on us and given us his Spirit in our hearts as a guarantee."

**1. Who did the Galatians forget to depend on to help them live for God?**

They forgot to depend on God and the good gifts of salvation and life that He gives them through Jesus.

**2. Who did they need to have live in their hearts and help them live for God?** The Holy Spirit.

**For You and Me:**

Like the people of Galatia, we need God's help if we are to live for Him. We can never do this on our own. But the good news is that we don't have to! God promises to forgive all who turn away from their sins and trust in Jesus as their Savior. He promises to give the Holy Spirit to them. He will live in their hearts and help them live for God. Ask God to help you do this! He loves to answer this prayer!



take out



Place in



Visual Aid



# Detective Dan's Listening Assignment #3



# Detective Dan's

## Listening Assignment #3



Hi, Deep Down Detectives!

I'm still working on the case called:

"The Case of the Foolish Forgetters."

I found SIX clues, but TWO of them are NOT in the story. They are: God's laws, a beach ball, a Jew, a Gentile, a hot dog, and the Holy Spirit in a heart.

*Hold up each of the six pictures for the children to see as you identify them. Better yet, put them up on your flannelgraph board, off to one side.*

I need to know:

1. Which FOUR pictures belong in the story and which TWO do NOT?
2. What did the Galatian believers need to confess to God? Who did they need to turn back to depending upon?

Can you help me? Listen carefully to the story and you might just hear the answers!

Thanks!

Detective Dan

**Then say,** "Ok, Deep Down Detectives! Put on your best listening ears and see if you can hear the answers to Detective Dan's questions. When I finish telling the story, we will see if we can answer all of his questions!"

*Read the Bible Truth story, putting up the storyboard pictures as you tell it. At the end of the story, repeat the questions and lead the children in answering them. Present the gospel and close in prayer.*

\*Answers to assignment questions, the gospel and ACTS prayer are also included at the end of the story text.\*

Answers:

**Our six clues were: God's laws, a beach ball, a Jew, a Gentile, a hot dog, and the Holy Spirit in a heart.**

**1. Which four belong in our story?**

God's laws, the Jew, the Gentile, and the Holy Spirit in a heart belong. The beach ball and the hot dog do not.


**2. What did the Galatian believers need to confess to God? Who did they need to turn back to depending upon?** That they had turned away from trusting in Jesus to make them right with God, and in the Holy Spirit to help them love God and live for Him. Instead, they were depending on themselves and trying to obey God's laws. They needed to turn back to depending upon Jesus and the work of the Holy Spirit in their hearts.

**For You and Me:**

Like the believers in Galatia, we, too, need to put our trust in Jesus. He alone can save us. And His Holy Spirit living in our hearts is the only One who can help us truly live for God. We can ask God to help us to turn away from our sins and trust in Jesus as our Savior. We can ask Him to put His Holy Spirit in our hearts and help us live for God.



**A Beach Ball**



**God's Laws**

VISUAL  
AID  
#5C

Place in  
DDD  
Bible™

take out  
Big  
Question  
Bridges™  
of BQB

VISUAL  
AID  
#5C


Place in  
DDD  
Bible™

take out  
Big  
Question  
Bridges™  
of BQB


DDD 13.4 Lesson 3 Listening Assignment Clue Picture 2 for kids

DDD 13.4 Lesson 3 Listening Assignment Clue Picture 1 for kids





A Gentile



A Jew

VISUAL  
AID  
#5C

Place in  
DDD  
Bible™

take out  
Big  
Question  
Briefcase  
of BQB


VISUAL  
AID  
#5C

Place in  
DDD  
Bible™


take out  
Big  
Question  
Briefcase  
of BQB

DDD 13.4 Lesson 3 Listening Assignment Clue Picture 4 for kids

DDD 13.4 Lesson 3 Listening Assignment Clue Picture 3 for kids



**The Holy Spirit in a Heart**



**A Hot Dog**

VISUAL  
AID  
#5C

Place in  
DDD  
Bible™

take out  
Big  
Question  
Briefcase  
of BQB

DDD 13.4 Lesson 3 Listening Assignment Clue Picture 6 for kids

VISUAL  
AID  
#5C

Place in  
DDD  
Bible™

take out  
Big  
Question  
Briefcase  
of BQB

DDD 13.4 Lesson 3 Listening Assignment Clue Picture 5 for

## Big Question 13, Bible Truth 4 Storyboard Background Pictures Key (BG)

Put these pictures in place on your storyboard BEFORE you tell your story.

**BG1  
Mountains and Valleys  
of Galatia**




**Note about felt pieces:**

These are best made to size when you put the other storyboard pieces on your board, since board sizes vary.


**BG2 Forests and Rivers  
of Galatia**



**BG3 Other City Outside  
of Galatia**



**BG4 Road  
(felt)**





# Big Question 13, Bible Truth 4 Storyboard Pictures Key (SB)

Store these pictures in numerical order in your DDD Bible Folder.

Add these to your story as you tell it. Numbers correspond to placement order.

**SB1 Paul and Silas Travelling Through Mountains and Valleys of Galatia with Good News**



**SB13 The Holy Spirit Works Inside of Gentiles and Brings Repentance and Salvation**



**SB2 Paul and Silas Travelling Through Forests and By Rivers of Galatia with Good News**



**SB14 Jewish and Gentile Christians Gather Together to Worship God and Love One Another**



**SB3 Jews**



Jews

**SB15 Paul and Silas Go Away to Other Cities to Tell the Good News of Jesus**



**SB4 Jews Worship the LORD, Know the Bible, Learn God's Laws**



**SB16 Paul Remembers and Prays for the Churches in Galatia**



**SB5 Try to Keep God's Laws But Are Law-Breakers with Sin in Their Hearts**



**SB17 Paul Gets Bad News about the Churches in Galatia**



**SB6 Good News for Jews**



**SB18 Bad Teachers Are Teaching the Galatian Believers**



**SB7 The Holy Spirit Works Inside of Jews and Brings Repentance and Salvation**



**SB19 Paul Writes a Letter to the Churches in Galatia**



**SB8 Gentiles**



Gentiles

**SB20 The Messenger Travels to Galatia**



**SB9 Gentiles Worship Fake Gods**



**SB21 The Messenger Reads Paul's Letter**



**SB10 Gentiles Do Sinful Things as They Worship Their Fake Gods**



**SB22 Paul, Silas and Timothy Travel Back to Galatia**



**SB11 Gentiles Cannot Please God by Worshipping Their Fake Gods**



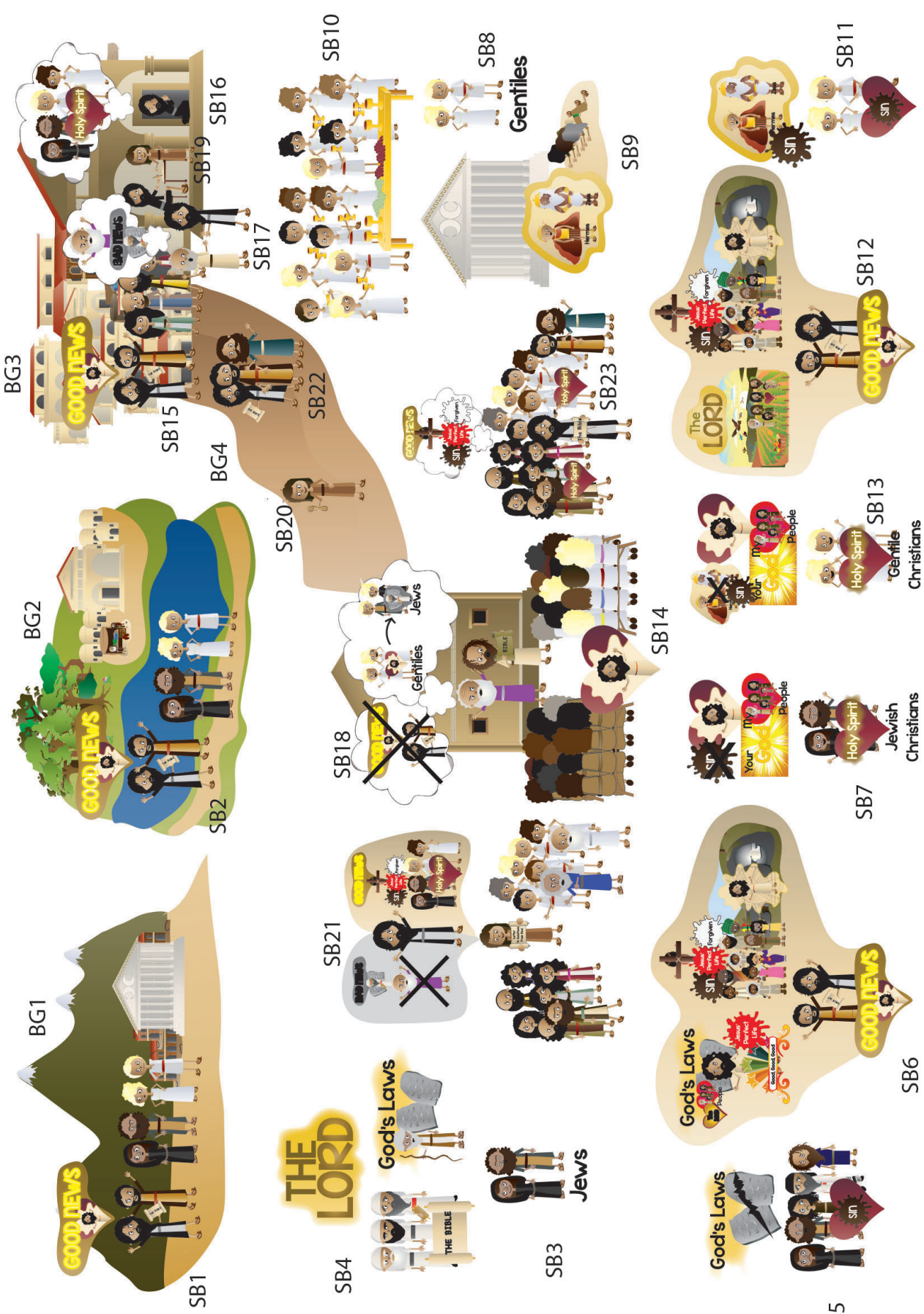
**SB23 Paul Strengthens Believers in Galatia Once More**



**SB12 Good News for Gentiles**



Note: Use sticky tac putty rather than velcro on back of pictures placed on top of other pictures.



NOTE:

Some of the larger images are assembled from two or more pages. You can make these easier to fold by leaving a small gap in the lamination between the pieces. This allows you to fold the image along the gap.




leave slight gap here  
to create a "hinge" for  
easy folding



BG1 Mountains and  
Valleys of Galatia Pt 1 of 2  
DDD 13.4 Story  
Glue together and laminate  
Place on Board BEFORE telling story






BG1 Mountains and  
Valleys of Galatia Pt 2 of 2  
DDD 13.4 Story  
Glue together and laminate  
Place on Board BEFORE telling story



BG2 Forests and Rivers  
of Galatia Pt 1 of 2  
DDD 13.4 Story  
Glue together and laminate  
Place on Board BEFORE telling story






BG2 Forests and Rivers  
of Galatia Pt 2 of 2  
DDD 13.4 Story  
Glue together and laminate  
Place on Board BEFORE telling story






BG3 Other City Outside  
of Galatia Pt 1 of 2  
DDD 13.4 Story  
Glue together and laminate  
Place on Board BEFORE telling story



BG3 Other City Outside  
of Galatia Pt 2 of 2  
DDD 13.4 Story  
Glue together and laminate  
Place on Board BEFORE telling story







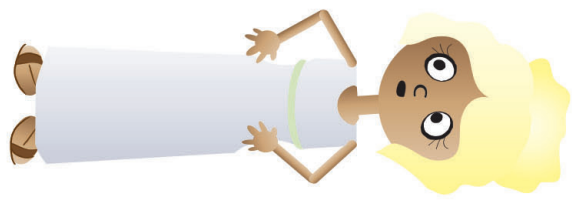


**Jews**

SB20 The Messenger Travels to Galatia  
DDD 13.4 Story

SB3 Jews  
DDD 13.4 Story

SB1 Paul and Silas Travelling  
Through Mountains and Valleys  
of Galatia with Good News  
DDD 13.4 Story

# GOOD NEWS




# Gentiles

SB8 Gentiles  
DDD 13.4 Story

SB2 Paul and Silas Travelling  
Through Forests and By Rivers  
of Galatia with Good News  
DDD 13.4 Story

# THE LORD

## God's Laws





SB4 Jews Worship the  
LORD, Know the Bible,  
Learn God's Laws  
DDD 13.4 Story

# God's Laws



SB16 Paul Remembers and Prays for  
the Churches in Galatia  
DDD 13.4 Story

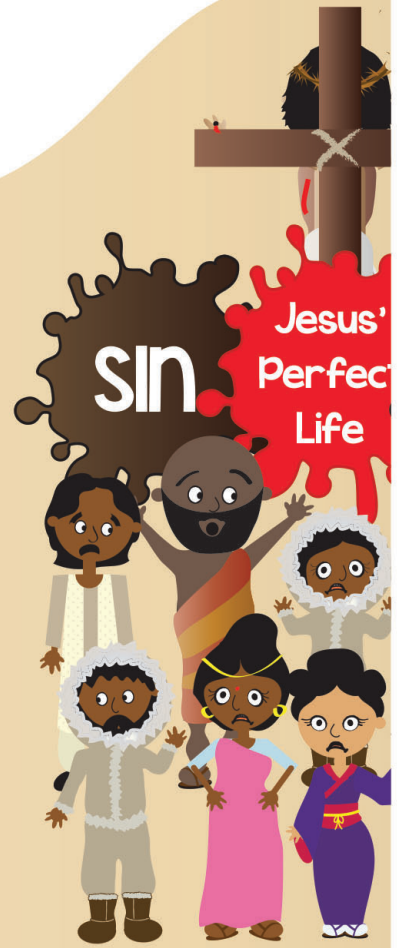
SB5 Try to Keep God's Laws  
But Are Law-Breakers with  
Sin in Their Hearts  
DDD 13.4 Story



SB6 Good News for Jews  
Pt 1 of 2  
DDD 13.4 Story  
Glue Together and Laminate



# God's Laws



# GOOD NEWS



SB6 Good News for Jews  
Pt 2 of 2  
DDD 13.4 Story  
Glue Together and Laminate



**Jewish  
Christians**



SB7 The Holy Spirit Works  
Inside of Jews and  
Brings Repentance and Salvation  
DDD 13.4 Story


SB17 Paul Gets Bad News about the  
Churches in Galatia  
DDD 13.4 Story





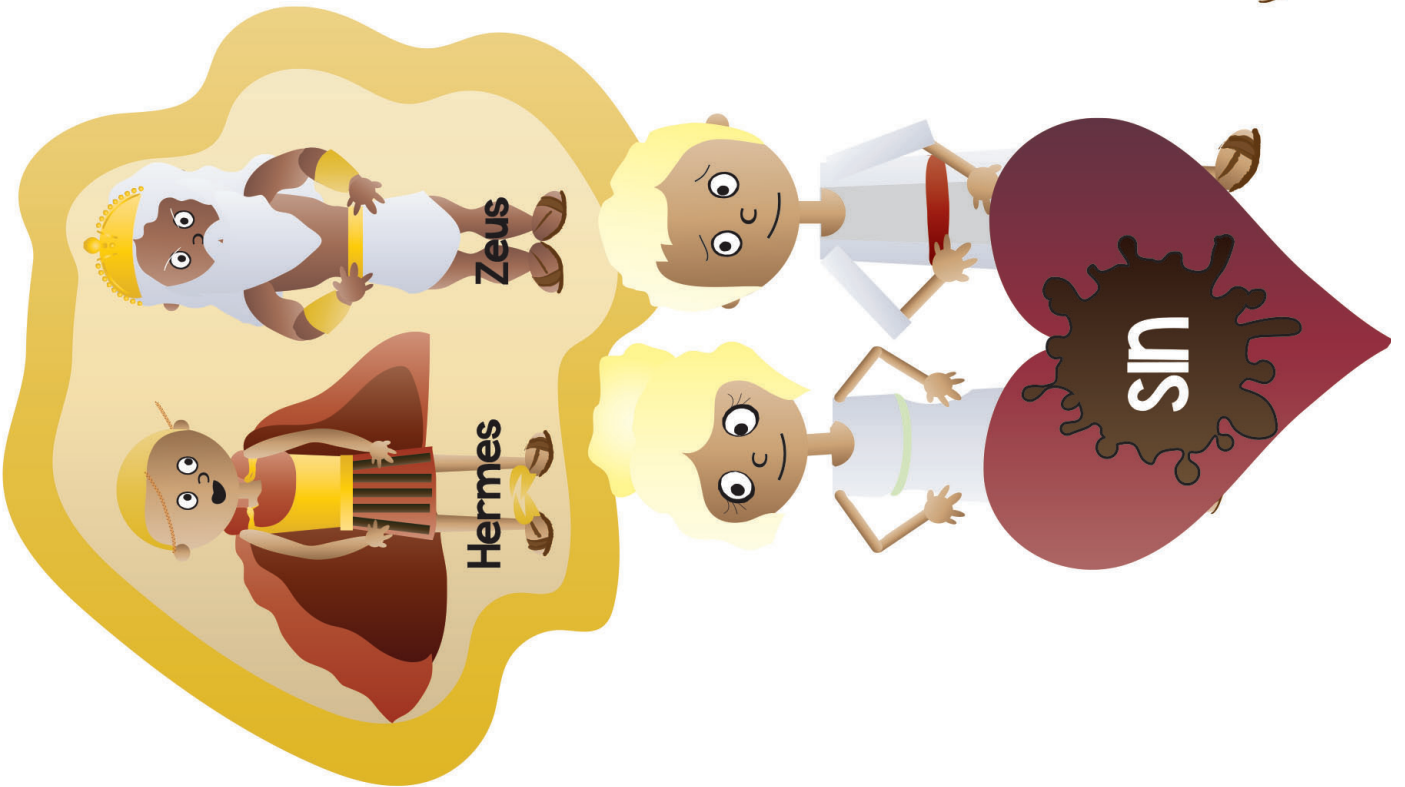
SB9 Gentiles Worship  
Fake Gods  
DDD 13.4 Story

SB22 Paul, Silas and Timothy  
Travel Back to Galatia  
DDD 13.4 Story



SB10 Gentiles Do  
Sinful Things as They  
Worship Their Fake Gods  
DDD 13.4 Story

# GOOD NEWS




SB15 Paul and Silas Go Away  
to Other Cities to Tell the  
Good News of Jesus  
DDD 13.4 Story

SB11 Gentiles Cannot Please God by  
Worshipping Their Fake Gods  
DDD 13.4 Story




# The LORD



# GOOD NEWS




SB12 Good News for Gentiles  
Pt 1 of 2  
DDD 13.4 Story  
Glue Together and Laminate



SB12 Good News for Gentiles  
Pt 2 of 2  
DDD 13.4 Story  
Glue Together and Laminate




**Gentile  
Christians**






SB13 The Holy Spirit Works Inside of  
Gentiles and Brings Repentance and  
Salvation  
DDD 13.4 Story

SB19 Paul Writes a Letter to the Churches in Galatia  
DDD 13.4 Story




SB14 Jewish and Gentile Christians  
Gather Together to Worship God and  
Love One Another  
Pt 1 of 2  
DDD 13.4 Story  
Glue Together and Laminate




SB14 Jewish and Gentile Christians  
Gather Together to Worship God and  
Love One Another  
Pt 2 of 2  
DDD 13.4 Story  
Glue Together and Laminate





SB18 Bad Teachers Are Teaching the  
Galatian Believers  
DDD 13.4 Story



SB21 The Messenger Reads  
Paul's Letter Pt 1 of 2  
Glue Together and Laminate  
DDD 13.4 Story



**BAD NEWS**

**GOOD NEWS**

**SIN**

**Jesus' Perfect Life**

**Forgiven**

**Holy Spirit**



SB21 The Messenger Reads  
Paul's Letter Pt 2 of 2  
Glue Together and Laminate  
DDD 13.4 Story

GOOD NEWS



Sin

Jesus' Perfect Life

Forgiven



SB23 Paul Strengthens  
Believers in Galatia  
Once More  
DDD 13.4 Story

# **DEEP DOWN DETECTIVES**



**Visual Aids**

**Unit 13,**

**Bible Truth 5**

## About Deep Down Detectives Visual Aids and Large Format Storyboard Pictures

### How Are They Used?



The Deep Down Detectives Visual Aids and Large Format Storyboard Pictures are a companion resource to be used alongside the Deep Down Detectives Core Curriculum for each unit. These colorful pictures are used in presenting the key concepts, telling the Bible stories, and, in playing the Bible Story Review games. The storyboard pictures in this book are for flannelgraph boards at least 36" x 48." (Choose Visual Aids with Small Format Storyboard Pictures for smaller boards.)

### What Do They Include?



**There are six, different resources included in this book:**

**1. Key Concept Visual Aids**-- colorful signs of the Big Question and Answer, the Bible Truths taught in each unit, the Bible verses, and the Listening Assignments used with the curriculum for each Bible Truth taught in the unit.

**2. The Storyboard Picture Key**-- a who's who of the pictures in thumbnail size.

**3. Storyboard Suggested Picture Placement** page--how you can place your pictures up on your storyboard that works well with the story.


**4. The Storyboard Pictures, themselves.** Notice that each picture is identified on the back for easy reference.

**5. Directions** for how to make a homemade flannelgraph storyboard and sturdy storyboard pictures.

**6. Directions** for making the Deep Down Detectives "Bible" Folder and the **back/front images** to paste in place when making it. (Larger back/front images are found online with the curriculum.)



### Ready, Set, Rip It Out!



This book is meant to be ripped up and made into your visual aid. The key concept signs can be cut out and laminated or slipped into sheet protectors. Cut out around the storyboard images and ideally, laminate these. Some of the biggest pictures actually need to be stuck together, before laminating.

### Store It!



Deep Down Detectives is a curriculum that can be used over and over. Store your visual aids and storyboard pictures after using them and they will serve you for many years. We store ours in manilla envelopes and then put them (along with all the rest of the curriculum) in magazine files, labeled by unit. If you have multiple classes using the curriculum, store each set of resources in separate manilla envelopes. This will make prep much simpler, second time around.

### Replacement Storyboard Pictures



You can always purchase this book again or simply go online to the [praisefactory.org](http://praisefactory.org) website (Deep Down Detectives section) and print out any pictures that go missing.



**The Case of the Confused Christians***Colossians***Story-telling Tips**

Ahead of time:

1. Read the Bible verses and story. Pray!
2. Choose story action cues and prepare storyboard figures/Story Scenes, if using. (In Visual Aids book)
3. Practice telling story with the storyboard figures/Story Scenes, timing your presentation. Shorten, if necessary.

During your presentation:

1. Maintain as much eye contact as possible as you tell the story.
2. Put up storyboard figures/add story action cues/hold up Story Scenes as you tell the story. Allow the children to help you put them on the board, if desired.
3. Include the children in your story with a few questions about what they think will happen or words/concepts that might be new to them.
4. Watch the kids for signs that their attention span has been reached. Shorten, if necessary.

**INTRODUCTION/ LISTENING ASSIGNMENTS**

**"Our story is called: The Case of the Confused Christians. Here is your listening assignment."** Read from Detective Dan's Listening Assignment signs, but questions are summarized below:

**Detective Dan's Lesson #1 Listening Assignment:**

I need to find out:

1. **Where were teachers teaching bad things to believers? What were they confused about?**
2. **What book could help them know the truth?**

**Detective Dan's Lesson #2 Listening Assignment:****Our Bible Verse is Romans 15:4, ESV:**

"For whatever was written in former days was written for our instruction, that through endurance and through the encouragement of the Scriptures we might have hope."

I need to find out:

1. **What was bad about the teachers in Colossae?**
2. **What book could the believers read to help them know how to know how to live for God?**

**Detective Dan's Lesson #3 Listening Assignment:**

I found six clues, but only 4 of them are in the story.

They are: a rabbit, a bad teacher, God's Word, a magic stone, a "bad" food, and a tree.

*Hold each of them up for the children to see as you identify them.*

I need to figure out:

1. **Which four belong in our story?**
2. **Who asked God to help the believers in Colossae? What did he ask God to do?**

**Read the assignment questions, THEN SAY,**

"Ok, Deep Down Detectives! Put on your best listening ears and see if you can hear the answers to Detective Dan's questions. When I finish telling the story, we will see if we can answer all the questions."

*Read the Bible Truth story, answer questions, present the gospel and lead in prayer.*

*Answers to questions; the gospel; and, ACTS prayer are included with the story text.*

**The Case of the Confused Christians** *Colossians*

*Story with lines separating paragraphs (text in bold, optional interaction cues in italics) Numbers correspond to storyboard pictures and placement upon the storyboard. Always feel free to use less pictures, if it's best for your kids. Simply black out the numbers next to pictures you do not plan to use. All pictures are found in the Visual Aids book. Put BG (background) pictures on storyboard ahead of time. SB pictures (listed below in story text) are added to board as you tell the story. These numbers are also found on the back of each picture. Tip: Stack pictures in numerical before telling story for easy use. Use sticky-back velcro to attach pictures to storyboard felt. Use sticky-tac putty to stick a picture on top of another picture. OR, if using the Story Scenes to tell the story, disregard the storyboard picture references listed below.*

**(SB1) Epaphras packed his things, and away he went. Soon, he would be far from his hometown of Colossae. Why was he leaving home? We don't know exactly. But, we DO know that when Epaphras came back, he was a changed man with a changed life.**

**Where did these changes happen? Most people think it was in the city of Ephesus.**

Ephesus was one of the biggest, most beautiful, most important cities in the world back then. Epaphras would have thought Ephesus was amazing! (SB2) There, Epaphras could see ships harbored on the sparkling sea. (SB3) He could walk among great crowds of people. (SB4) He could see the huge marketplace filled delicious food to eat. (SB5) He could "oohh and ahh" over the beautiful things for sale that sellers from around the world brought in by ship, by donkey and camel. And most amazing of all, (SB6) he could see the magnificent, golden worship place of Artemis, the great goddess of the Ephesians. Her temple towered over the city and shone out like a glittering jewel. It was one of the most beautiful buildings in the world. Big city! Good food! Rich things! Glorious worship place! What an exciting trip Epaphras was making! What could be better than this?

*Do you think there could be anything better than this?*

Now, perhaps Epaphras couldn't think of finding anything better than these wonderful things in Ephesus, but there WAS something far better coming. You see, someone ELSE was also on his way to Ephesus, just like Epaphras. And this someone was bringing something that Epaphras would want more than Ephesus' best-tasting food... SOMETHING he would find worth more than any of the beautiful things for sale... SOMETHING even far more glorious than the glittery golden worship place of Artemis!

(SB7) Paul was the SOMEONE making his way to Ephesus. And the very special SOMETHING he was bringing with him was the Bible, God's Word. Yes, God was about to use His Word and Paul to change Epaphras' life completely!

In the mornings, Paul joined the other buyers and sellers in the marketplace. Some people sold cloth. Some sold food. Others sold little statues of the goddess Artemis. (SB8) Paul made and sold tents.

Selling tents was how Paul made his living, but it was ALSO a great way to talk to people about God's Word and the Savior Jesus. Some were only interested in Paul's tents, but others were interested in Paul's good news.

So every afternoon, after lunch, (SB9) while many Ephesians took naps, (SB10) Paul preached from God's Word in a nearby schoolroom called the Hall of Tyrannus.

(SB11) Epaphras, along with others, must have found his way into Paul's classes on one of these lazy afternoons. "(SB12) God promised in the His Word to send a Savior to save His people from their sins," Paul taught. "That Savior is Jesus. He died on the cross, suffering for their sins in their place. He rose from the grave on the third day, showing that He had really beaten sin and death for God's people. Turn away from your sins and trust in Jesus as your Savior and you will be saved. God will make you His dearly-loved people, too!" Paul urged everyone.

(SB13) As Epaphras listened, God's Holy Spirit worked powerfully in his heart. Epaphras believed God's Word. He turned away from his sins and trusted in Jesus as his Savior. Epaphras' life was completely changed!

*Story with lines separating paragraphs (text in bold, optional interaction cues in italics)*

**Epaphras didn't just listen to Paul preach God's Word once. He learned from him over and over again. (SB14) Epaphras wanted to learn everything he could from God's Word. He was learning for himself, AND for someone else, too. Can you guess who?**

*Can you guess?*

**For the people back home in Colossae! Oh, how they needed to hear about God's Word! How they needed Jesus to be their Savior!**

---

**(SB15) There were two kinds of people in Colossae -- Jews and Gentiles – and they all needed to hear what Epaphras was learning. The Jews in Colossae had God's Word already, but they didn't understand God's promises that Jesus would be the Savior. They kept trying to please God by just keeping His laws. That would never work! They could never save themselves! How these Jews needed to hear about God's free gift of salvation through Jesus!**

---

**The Gentiles in Colossae needed to hear what Epaphras was learning, too. Epaphras was a Gentile like them. He knew all about the fake gods they worshipped and feared. He knew about the necklaces of stones the Gentiles believed had magical powers to protect them from bad things. Oh, how these Gentiles needed to hear about the LORD, the one, true God. Oh, how they needed to hear about Jesus, God's mighty Son, who broke the power of sin and death! How Epaphras wanted to see them free of their fear and these fake gods!**

---

**(SB16) So, Epaphras said goodbye to Paul and headed back home with his exciting message. Away from the sea, back up through the mountains to Colossae, he went.**

---

**(SB17) Epaphras spread his good news to all who would listen, both Jew and Gentile. "God promised in His Word to send a Savior to save His people from their sins. That Savior is Jesus," Epaphras told them. "Jesus died on the cross, suffering for the sins of God's people, so they wouldn't have to. Then on the third day, Jesus rose up from the grave, showing that He had really beaten sin and death for God's people," Epaphras exclaimed. "Turn away from your sins and trust in Jesus as your Savior, and you will be saved! This is how you can become God's people!" Epaphras urged them all.**

---

**What would the Jews think? What would the Gentiles think? Would they believe Epaphras' good news from God's Word?**

*What do you think?*

---

**(SB18) The Holy Spirit worked in many hearts as Epaphras preached from God's Word. He helped the Jews believe that Jesus was the Savior God had promised to send. They stopped trusting in how well they could obey God's laws, and trusted in Jesus as their Savior. The Holy Spirit worked in the hearts of the Gentiles, too. They stopped worshipping their fake gods. They stopped trusting in their magical necklaces. They stopped fearing what bad things might happen to them. They turned away from their sins and trusted in God's mighty Son, Jesus, as their Savior. How happy was Epaphras!**

---

**(SB19) Now there were believers in Colossae—a whole, little church! How Epaphras loved these new believers in Colossae! He spent long hours in prayer for them. And each week, as they gathered together, Epaphras taught them from the Bible. Epaphras knew these believers needed to keep on learning God's Word if they were to keep on loving God and living for Him. He knew the Holy Spirit would use God's Word to help these new believers to fight sin and grow stronger in their faith, just like He was helping him.**

---

**And oh, how they needed all the help they could get! (SB20) Sometimes, the Jewish believers were tempted to go back to trusting in keeping God's laws again! (SB21) And sometimes, the Gentiles believers were tempted to go back to trusting in fake magical stones to keep them safe!**

---

**(SB22) Then, Then, bad teachers came to the little church and made things much worse. "Jesus isn't enough," they taught the believers. "You need to keep those old laws, too. 'Don't eat this food,' 'Don't touch that bad thing!' and other laws like that," they insisted. "Jesus isn't enough to protect you from bad things, either. Put that magical stone back on your neck. Call on angels to help you," they urged the believers.**

*Story with lines separating paragraphs (text in bold, optional interaction cues in italics)*

**"No! No! No!"** exclaimed Epaphras. **"Jesus IS enough!"** he told them. **The believers were confused and so scared. Heeeelp!!!!**

**What should they do? Who could help them? Epaphras knew! The same man who had taught him from God's Word in the first place. Can you remember his name?**

*Can you tell me?*

**It was Paul! Epaphras would get help from Paul. Maybe the believers would listen to this godly leader.**

**But uh, oh.... Paul wasn't in Ephesus anymore. (SB23) He was over a thousand miles away in prison in Rome. Paul had gotten in trouble for telling people about Jesus and been thrown in jail as punishment.**

**Now, a thousand miles away may not seem like a big deal to you, but it was back then. There were no phones, computers, cars, airplanes, or any other quick way to talk to someone who lived faraway like there is today. No, if Epaphras wanted Paul's help, he would have to go to him to get it. It would take Epaphras weeks to get to Rome. What a long, hard trip! But Epaphras loved the Lord, and he loved these new believers in Colossae. He would do whatever it took to help them.**

**So, all the way to Rome, Epaphras went and (SB24) found Paul. Epaphras found Paul in his little prison house in Rome, and he shared everything that had happened in Colossae. There was so much good news: many Jews and Gentiles had become believers and were growing under the preaching of God's Word. But there was bad news, too. Epaphras told Paul about the bad teachers who had come and were confusing the believers. What would happen to the little church in Colossae if these bad teachers kept on causing trouble? What could be done?**

**How helpful Paul was! He shared his wisdom with Epaphras, and he prayed for the church in Colossae. (SB25) But best of all, Paul sat down and wrote a letter for Epaphras to take back to the believers in Colossae.**

**How happy Epaphras was to have Paul's letter! He hoped it would be just the encouragement the believers needed. Letter in hand, he headed home to Colossae.**

**(SB26) When he got home, Epaphras gathered the believers together and read them Paul's words:**

**Dear Believers in Colossae,**

**I've not met you, but I've been praying for you! Epaphras told me how you heard the Word of truth about Jesus and believed. I'm praying that you will go on growing in the truths you've learned. This is how God will help you know Him better and give you strength to keep on living for God, like He wants you to," Paul wrote.**

**"You don't need to go back to the old laws you used to keep. You don't need wear magical stones to be safe! Jesus kept the God's laws perfectly for you. He broke the power of sin and death when He died on the cross," Paul told them.**

**"So, keep on remembering what you've learned about Jesus from God's Word. Let it soak deep down in your hearts and minds. Help each other remember these things by teaching them to each other and singing them in your worship songs. Keep on trusting in Jesus. And in everything you do, do it all to honor Jesus, giving thanks to God.**

**May God's power be at work in you, Paul.**

**Some of the believers in Colossae kept struggling with what the bad teachers said, but, many heard Paul's words and were helped. They would depend on what God's Word told them about Jesus and everything else to give them what they needed to keep on loving God and living for Him. And God would be faithful to help them! He always is!**

**Cracking the Case:** (story wrap-up for Listening Assignments)

It's time to see how we did with our Listening Assignment.

**Detective Dan's Lesson 1 Listening Assignment:**

**1. Where were teachers teaching bad things to believers? What were they confused about?** To go back to the old, bad ways of living, like keeping special rules and using magic stones.

**2. What book could help them know the truth?** God's Word, the Bible.

**For You and Me:**

Like the believers in Colossae, we can turn to God's Word, the Bible, to know what is true. There, we can read about Jesus. There, we can learn how to turn away from our sins and trust in Him as our Savior. And there, God can continue to teach us more of His truth and make us strong to live for Him.

**Detective Dan's Lesson 2 Listening Assignment:****Our Bible Verse is Romans 15:4, ESV:**

"For whatever was written in former days was written for our instruction, that through endurance and through the encouragement of the Scriptures we might have hope."

**1. What was bad about the teachers in Colossae?**

They were teaching the believers to go back to the old, bad ways of living, like keeping special rules and using magic stones.

**2. What book could the believers read to help them know how to know how to live for God?** God's Word, the Bible.

**For You and Me:**

Like the believers in Colossae, we can turn to God's Word, the Bible, to know what is true. There, we can read about Jesus. There, we can learn how to turn away from our sins and trust in Him as our Savior. And there, God can continue to teach us more of His truth and make us strong to live for Him.

**Detective Dan's Lesson 3 Listening Assignment:**

Our six clues were: a rabbit, a bad teacher, God's Word, a magic stone, a "bad" food, and a tree.

**1. Which four belong in our story?**

The bad teacher, God's Word, a magic stone, and the "bad" food belong. The rabbit and the tree do not.

**2. Who asked God to help the believers in Colossae?**

What did he ask God to do? Epaphras did. To help them remember God's Word and use it to work in their hearts.

**For You and Me**

Like the believers in Colossae, we need to remember God's Word and ask God to use it to work in our hearts. We can ask Him to help us to turn away from our sins and trust in Jesus. And, we can ask Him to help us to love Him and live for Him. Ask Him to help you! He loves to answer this prayer!

**The Gospel** (story wrap-up if NOT using Listening Assignments)**Our Bible Truth is:****Why Do God's People Keep Believing in Him?****It Is God's Sustaining Grace...****The Word of God Feeds God's People!**

What was the good news that Paul preached from God's Word that changed Epaphras ... and can change us, too? That Jesus is the Savior God sent to save us from our sins. When we turn away from our sins and trust in Jesus as our Savior, God will forgive our sins and make us His people forever. God can help us do this, too. Ask him! He loves to help us do this!

*Close in prayer.*

**Closing ACTS Prayer**


- A** God, we praise You for being the Giver of Your Word, the Bible.
- C** We confess that many times we don't want to read Your Word or live by it. We need a Savior!
- T** Thank You for promising to use Your Word, the Bible, to strengthen Your people and help them to know You and love You better. Thank You for using it to help them keep on believing in You and living for You.
- S** God, use Your Word to help us to turn away from our sins and trust in Jesus as our Savior. Help us to know You and love You better as we read it. Send Your Holy Spirit to work in our hearts, helping us to understand Your Word and live it out.

In Jesus' name we pray, Amen.

***Go to Lesson Plan, p.9 for the script to the rest of the lesson.***







# What Do God's People Keep Believing in Him?



ANSWER:

## It Is God's Sustaining Grace!

VISUAL  
AID

#1

take out



of BQB

## The Big Question

*Hold up the Big Question sign for all the children to see, and say:*

The Big Question we are investigating today is  
Big Question Number 13:

**Why Do God's People Keep Believing in Him?**

and the Answer is:  
**It Is God's Sustaining Grace!**

### Meaning:

All people enjoy many good things and suffer many bad or sad things in this world. Enjoying good things or going through bad things make some people turn away from God. They love the good things too much or get mad at God for the bad things that happen.

But that's not what happens with God's people. They have put their trust in Jesus. They want to love God most of all, even more than the good things they enjoy. They trust God and His good plans, even as they go through bad or sad things.

What makes the difference? It's God and His sustaining grace! That is, His gifts of strength to help us keep on believing in Him and living for Him. God will always give His people what they need! He wants them to depend on Him and He loves for them to ask for His help. He will never fail them. God will help you like this, too, if you turn away from your sins and put your trust in Jesus.

Let's sing our Big Question Song: "

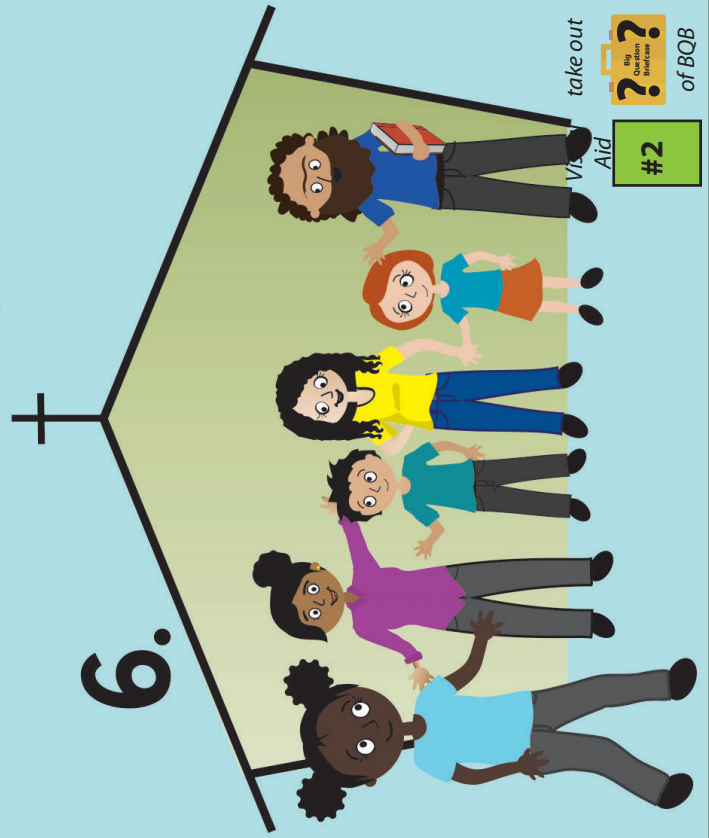



## Big Q & A 13 Song

*DDD ESV Songs 13, track 12*

*(adapted version of "This Old Man")*

Why do God's people keep  
believing in God?  
And why do God's people  
keep living for Him?  
Because God sustains them,  
yes, God alone,  
That's why God's people keep  
believing in God.

# BIG QUESTION 13: Six truths about God's sustaining grace



take out



of BQB

#2

## **This Unit's Bible Truths**

"It is God's Sustaining Grace" is a good beginning, but there's so more to learn. So it's time for us to dig down even deeper for more answers to our Big Question about God. We're going to be learning SIX Bible truths that all tell us more about God's sustaining grace.

Who would like to hand me the picture with our six Bible truths on it? It's in the Big Question Box/Briefcase."

*Choose a child to get it and hand it to you, then hold it up and show them the pictures of the six truths they will be learning.*

*After everyone has had a good look say...*

"Ok, we've learned four truths about how God sustains His people. They are: "God Alone Sustains His People," "God, the Father, Promises to Help His People," "Jesus Provides God's People with Everything They Need to Live for God," and, "The Holy Spirit Works Inside God's People." (point to pictures as you identify each Bible Truth). Now let's look at our Bible Truth Clue sign and see if we can figure out which of these six truths we will be learning about today. Who would like to get it out of the Big Question Briefcase for me?"

*Choose a child to open the briefcase, take out the Bible Truth Clue sign and hand it to you.*




CAN YOU GUESS BIBLE TRUTH 5:

**Why Do God's People Keep  
Believing in Him?  
It Is God's Sustaining  
Grace...**

**The ??? of God  
feeds God's people!"**

**HINT: "The Bible is called "God's \_\_\_\_?"  
It starts with a "w" and  
it rhymes with "heard."**



**ANSWER:  
The WORD of God feeds God's people!"**

# Revealing the Bible Truth We Are Learning

*Hold up the front side for the children to see. Cover up the answer, written along the bottom, and say:*

**“Why Do God’s People Keep Believing in Him?  
It Is God’s Sustaining Grace!  
The ???? of God Feeds God’s People!”**

We’re missing one word. Here’s the hint to what the missing word is. It says: “The Bible is called “God’s \_\_\_\_?” It starts with a “W” and it rhymes with “heard.”

Can you guess? It’s “WORD.”

So, the Bible Truth we are learning today is:  
*(uncover answer from bottom of sign, show it to them and say:)*

**“Why Do God’s People Keep Believing in Him?  
It Is God’s Sustaining Grace!  
The WORD of God Feeds God’s People!”**

And here is what this Bible Truth means:  
*(read the meaning off of the back of the sign, say:)*

When your body is hungry you feed it food. The food makes your body strong to do what you need it to do. But did you know that the spirit God put inside our bodies needs to be fed, too? Not hamburgers or hot dogs, but a spiritual kind of food.

What is this spiritual food? It’s the Word of God, the Bible. When God’s people read God’s Word, the Holy Spirit uses it to feed their spirits. He uses it to help them know God better, to guide them in God’s will, and to give them strength to do whatever God wants them to do.

And just like our bodies work best if we feed them each day, God’s people know that it is best for their spirits if they read and think about God’s Word every day. They know that God uses His Word to sustain them, even through the most difficult times. We can become God’s people, too, when we turn away from our sins and trust in Jesus as our Savior. Then, God will use His Word to help us to keep on loving and living for Him, too.

Visual  
Aid

#4

Place  
verse in



take out



**“For whatever was written in former days was written for our instruction,  
that through endurance and through the encouragement of the Scriptures we might have hope.” --Romans 15:4, ESV**

## Bible Truth 5 Bible Verse

*Remove the Bible Verse Picture from the "Bible" folder and hold it up for all the children to see, then say:*

Deuteronomy 8:3 tells us:

### **Romans 15:4, ESV**

"For whatever was written in former days was written for our instruction, that through endurance and through the encouragement of the Scriptures we might have hope."

**Learn a Little:** "Through the encouragement of the Scriptures we have hope."

### **What does that mean?**

God's Word, the Bible, was written long ago. God made sure everything was written down just right. He wanted His people to be able to trust every promise, and have hope that He would always take care of them and always be working for their good and His glory. He wanted them to read His Word and be instructed--that is, learn--how He wants them to love Him and live for Him.

God's Word may have been written long, long ago, but it still is just as true as ever. God still uses it to give God's people hope. He uses it to help them keep on loving Him and living for Him. He uses it to help them keep looking forward to the day when they will live with Him forever. Read God's Word! He can use it to help you to trust in Him and live for Him, too! He can give you hope!

"We've said our Bible verse, now let's sing it!"

## For Whatever Was Written:

### **Romans 15:4**

*DDD ESV Songs 13, track 34*

For whatever was written in former days  
Was written for our instruction,  
For whatever was written in former days  
Was written for our instruction.  
That through endurance and encouragement,  
Of the Scriptures, we might have hope.  
That through endurance and encouragement,  
Of the Scriptures, we might have hope.  
Romans Chapter Fifteen, verse four.

"Now it's time to do a bit more deep down investigating. Let's see what Detective Dan wants us to help him figure out. Would someone like to get it out for me?"



take out



Place in



Visual Aid



# Detective Dan's Listening Assignment #1



# Detective Dan's

## Listening Assignment #1



Hi, Deep Down Detectives!  
I'm working on a brand-new case called:  
"The Case of the Confused Christians."

I need to find out:

1. Where were teachers teaching bad things to believers? What were they confused about?
- AND
2. What book could help them know the truth?

Can you help me? Listen carefully to the story and you might just hear the answers!

Thanks!

Detective Dan

**Then say,** "Ok, Deep Down Detectives! Put on your best listening ears and see if you can hear the answers to Detective Dan's questions. When I finish telling the story, we will see if we can answer all of his questions."

*Read the Bible Truth story, putting up the storyboard pictures as you tell it.*

*At the end of the story, repeat the questions and lead the children in answering them. Present the gospel and close in prayer.*

\*Answers to assignment questions, the gospel and ACTS prayer are also included at the end of the story text.\*

Answers:

1. Where were teachers teaching bad things to believers? What were they confused about? To go back to the old, bad ways of living, like keeping special rules and using magic stones.
2. What book could help them know the truth? God's Word, the Bible.

**For You and Me:**

Like the believers in Colossae, we can turn to God's Word, the Bible, to know what is true. There, we can read about Jesus. There, we can learn how to turn away from our sins and trust in Him as our Savior. And there, God can continue to teach us more of His truth and make us strong to live for Him.



take out



of BQB

Place in



Visual Aid



# Detective Dan's Listening Assignment #2



# Detective Dan's

## Listening Assignment #2



Hi, Deep Down Detectives!

I'm still working on the case called:

"The Case of the Confused Christians."

Our Bible Verse is Romans 15:4, ESV

"For whatever was written in former days was written for our instruction, that through endurance and through the encouragement of the Scriptures we might have hope."

I need to find out:

1. What was bad about the teachers in Colossae?

AND

2. What book could the believers read to help them know how to know how to live for God?

Can you help me? Listen carefully to the story and you might just hear the answers! Thanks for your help!

Detective Dan

**Then say,** "Ok, Deep Down Detectives! Put on your best listening ears and see if you can hear the answers to Detective Dan's questions. When I finish telling the story, we will see if we can answer all of his questions."

*Read the Bible Truth story, putting up the storyboard pictures as you tell it. At the end of the story, repeat the questions and lead the children in answering them. Present the gospel and close in prayer.*

\*Answers to assignment questions, the gospel and ACTS prayer are also included at the end of the story text.\*

Answers:

**Our Bible Verse is: Romans 15:4, ESV**

"For whatever was written in former days was written for our instruction, that through endurance and through the encouragement of the Scriptures we might have hope."

**1. What was bad about the teachers in Colossae?** They were teaching the believers to go back to the old, bad ways of living, like keeping special rules and using magic stones.

**2. What book could the believers read to help them know how to know how to live for God?** God's Word, the Bible.

**For You and Me:**

Like the believers in Colossae, we can turn to God's Word, the Bible, to know what is true. There, we can read about Jesus. There, we can learn how to turn away from our sins and trust in Him as our Savior. And there, God can continue to teach us more of His truth and make us strong to live for Him.



take out



Place in



Visual Aid



# Detective Dan's Listening Assignment #3



# Detective Dan's

## Listening Assignment #3



Hi, Deep Down Detectives!  
I'm still working on the case called:  
"The Case of the Confused Christians."

I found SIX clues, but TWO of them are NOT in the story.  
They are: a rabbit, a bad teacher, God's Word, a  
magic stone, a "bad" food, and a tree.

*Hold up each of the six pictures for the children to see as you identify them. Better yet, put them up on your flannelgraph board, off to one side.*

I need to know:

1. Which FOUR pictures belong in the story and which TWO do NOT?
2. Who asked God to help the believers in Colossae? What did he ask God to do?

Can you help me? Listen carefully to the story and you might just hear the answers!

Thanks!

Detective Dan

**Then say,** "Ok, Deep Down Detectives! Put on your best listening ears and see if you can hear the answers to Detective Dan's questions. When I finish telling the story, we will see if we can answer all of his questions!"

*Read the Bible Truth story, putting up the storyboard pictures as you tell it. At the end of the story, repeat the questions and lead the children in answering them. Present the gospel and close in prayer.*

\*Answers to assignment questions, the gospel and ACTS prayer are also included at the end of the story text.\*

Answers:

**Our six clues were: a rabbit, a bad teacher, God's Word, a magic stone, a "bad" food, and a tree.**


**1. Which four belong in the story and which two don't?** The bad teacher, God's Word, a magic stone, and the "bad" food belong. The rabbit and the tree do not.

**2. Who asked God to help the believers in Colossae?** What did he ask God to do? Epaphras did. To help them remember God's Word and use it to work in their hearts.


**For You and Me:**

Like the believers in Colossae, we need to remember God's Word and ask God to use it to work in our hearts. We can ask Him to help us to turn away from our sins and trust in Jesus. And, we can ask Him to help us to love Him and live for Him. Ask Him to help you! He loves to answer this prayer!





A Bad Teacher



A Rabbit



VISUAL  
AID  
#5C

Place in  
DDD  
Bible™

take out  
Big  
Question  
Bible™  
of BQB

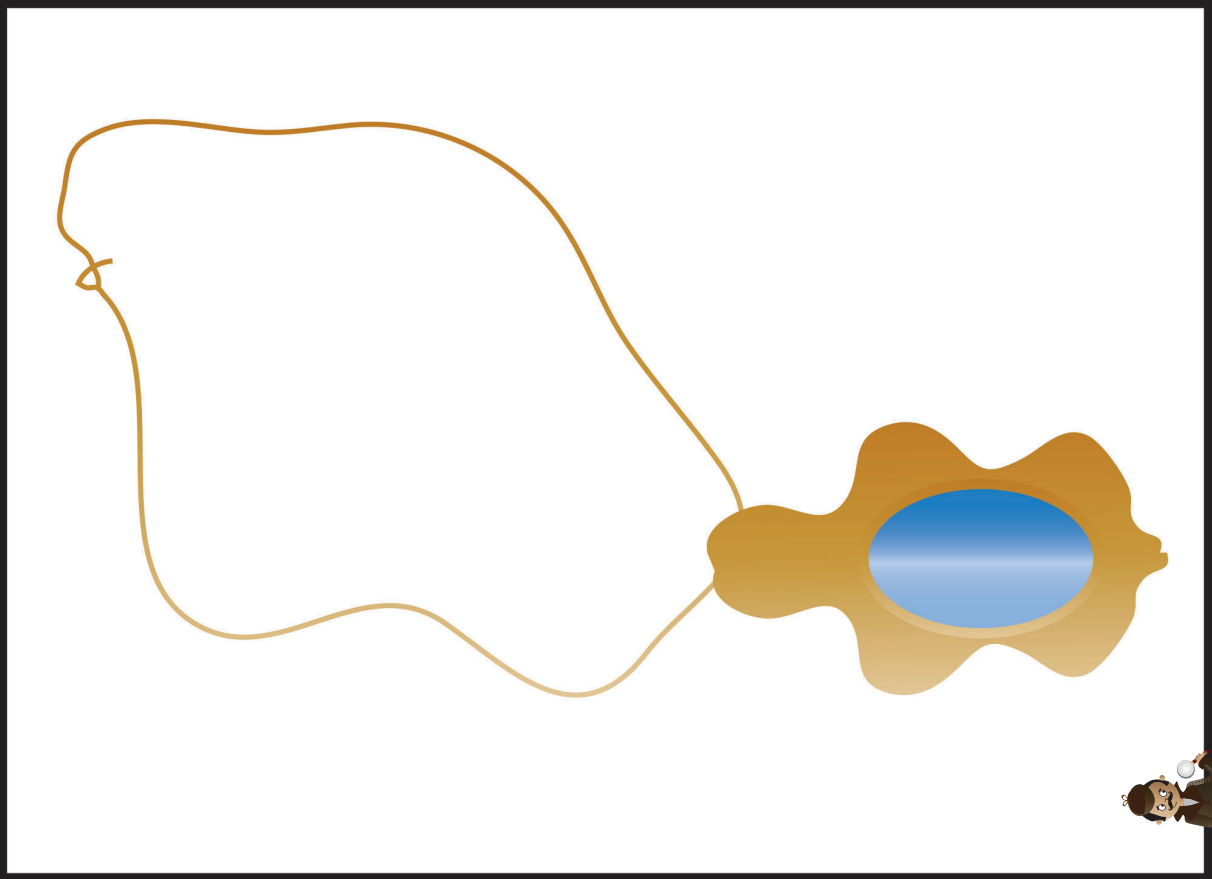
DDD 13.5 Lesson 3 Listening Assignment Clue Picture 2 for kids

VISUAL  
AID  
#5C


Place in  
DDD  
Bible™

take out  
Big  
Question  
Bible™  
of BQB

DDD 13.5 Lesson 3 Listening Assignment Clue Picture 1 for kids



**A Magic Stone**



**God's Word**

VISUAL  
AID  
#5C

Place in  
DDD  
Bible™

take out  
Big  
Question  
Briefcase  
of BQB


VISUAL  
AID  
#5C

Place in  
DDD  
Bible™

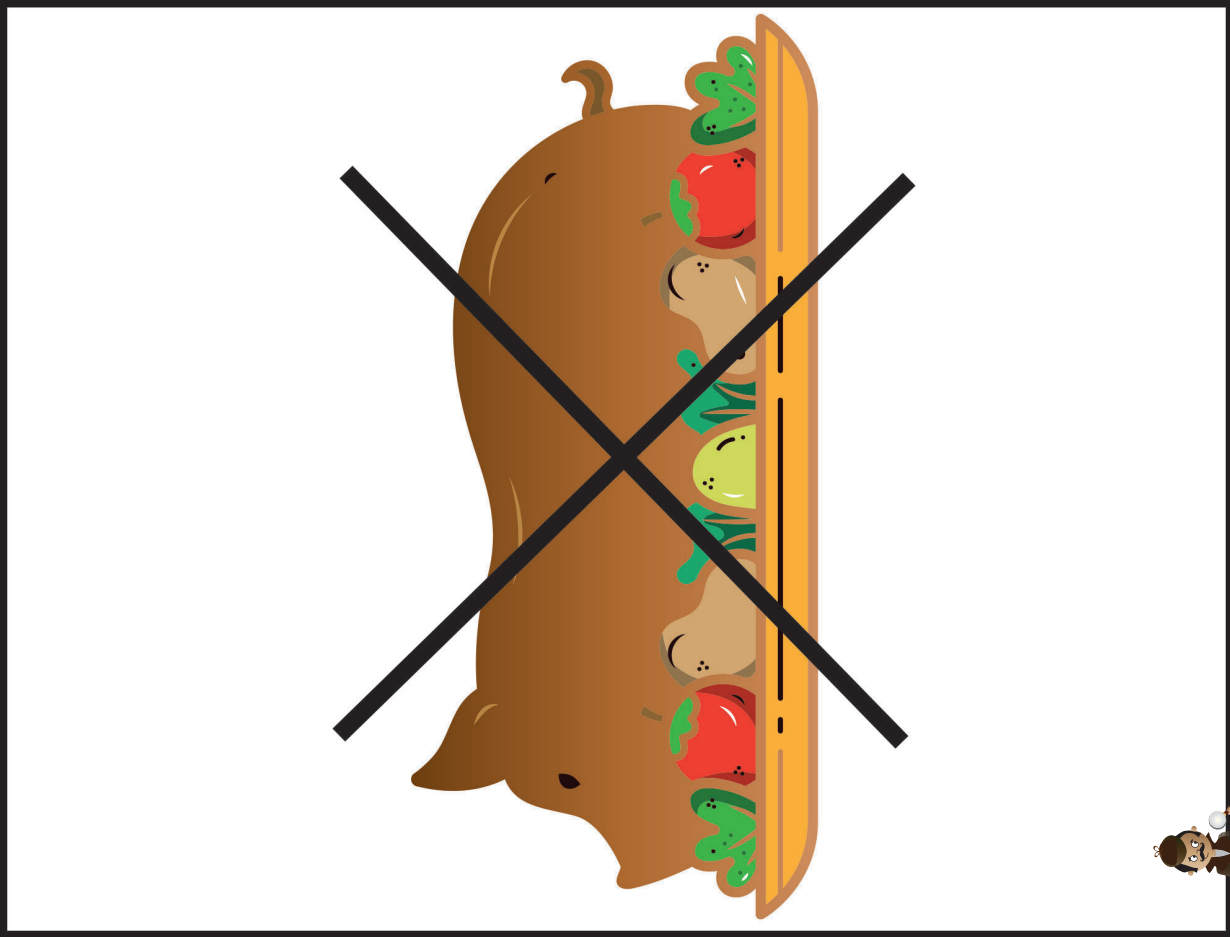
take out  
Big  
Question  
Briefcase  
of BQB

DDD 13.5 Lesson 3 Listening Assignment Clue Picture 4 for kids

DDD 13.5 Lesson 3 Listening Assignment Clue Picture 3 for kids



A Tree



A "Bad" Food



VISUAL  
AID  
#5C

Place in  
DDD  
Bible™

take out  
Big  
Question  
Briefcase  
of BQB

VISUAL  
AID  
#5C

Place in  
DDD  
Bible™

take out  
Big  
Question  
Briefcase  
of BQB

DDD 13.5 Lesson 3 Listening Assignment Clue Picture 6 for kids

DDD 13.5 Lesson 3 Listening Assignment Clue Picture 5 for

## Big Question 13, Bible Truth 5 Storyboard Background Pictures Key (BG)

Put these pictures in place on your storyboard BEFORE you tell your story.


**BG1 Rome**



**Note about felt pieces:**

These are best made to size when you put the other storyboard pieces on your board, since board sizes vary.

**BG2 Sea Harbor  
(Felt)**




**BG3 Ephesus  
(felt background  
with 2 building pieces)**



**BG4 Colossae**



**BG5 Sleeping Man's House**



**BG6 Hall of Tyrannus**



# Big Question 13, Bible Truth 5 Storyboard Pictures Key (SB)

Store these pictures in numerical order in your DDD Bible Folder.  
Add these to your story as you tell it. Numbers correspond to placement order.

**SB1 Epaphras Going to Ephesus**



**SB2 Ship in Harbor**



**SB3 Crowd of People**



**SB4 Marketplace with Food and Other Things (felt background and picture)**



**SB5 Buyers and Sellers with Beautiful Things**



**SB6 Temple of Artemis and Worshippers**



**SB7 Paul (and Timothy) Headed to Ephesus**



**SB8 Paul Selling Tents and Talking to People in Marketplace**



**SB9 Man Sleeping after Lunch**



**SB10 Paul Preaching in Hall of Tyrannus**



**SB11 Epaphras and Others Listening to Paul**



**SB12 Paul's Message**



**SB13 The Holy Spirit Working in Epaphras' Heart and**



**SB14 Epaphras Wanting to Learn the Bible**



**SB15 Why the Jews and Gentiles of Colossae Need to Hear the Gospel**



**SB16 Epaphras Heading Home with God's Word**



**SB17 Epaphras Telling Jews and Gentiles in Colossae the Good News of Jesus**



**SB18 Jews and Gentiles Believing**



**SB19 The Little Church in Colossae**



**SB20 Temptations for the Jewish Believers in Colossae**



**SB21 Temptations for the Gentile Believers in Colossae**



**SB22 Bad Teachers Come and Preach in Colossae**



**SB23 Paul in Prison in Rome**



**SB24 Epaphras Shares His News with Paul**



**SB25 Paul Writes a Letter**



**SB26 Epaphras Reads Paul's Letter to the Believers in Colossae**



Note: Use sticky tac putty rather than velcro on back of pictures placed on top of other pictures.



NOTE:

Some of the larger images are assembled from two or more pages. You can make these easier to fold by leaving a small gap in the lamination between the pieces. This allows you to fold the image along the gap.



leave slight gap here  
to create a "hinge" for  
easy folding

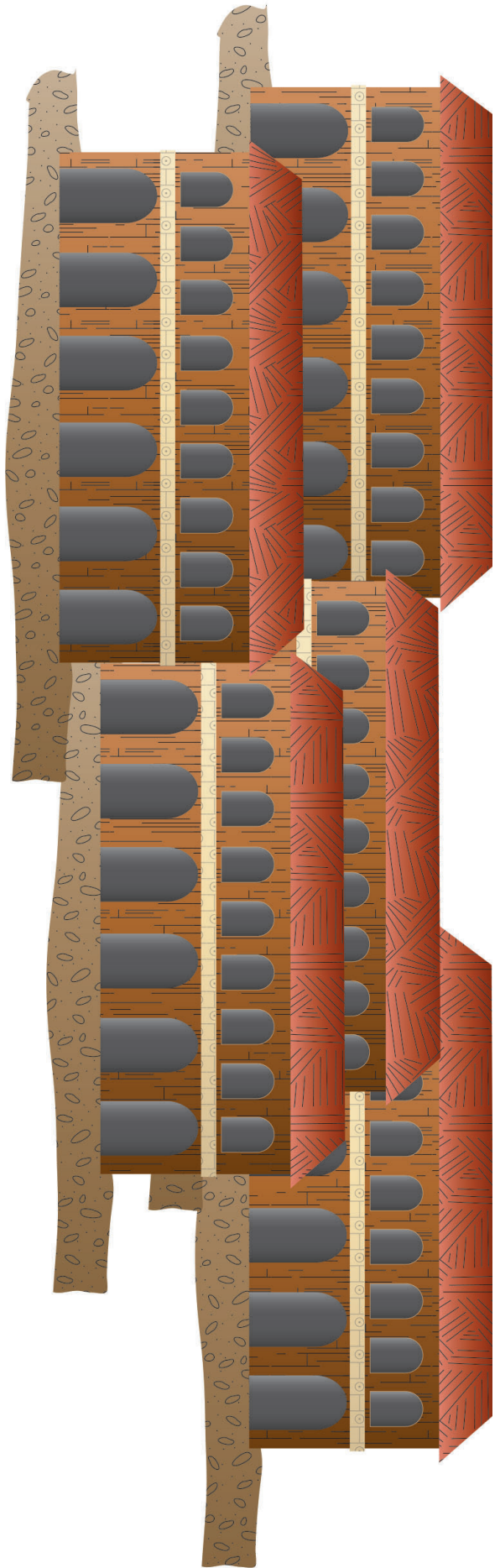





BG1 Rome Pt 1 of 2  
DDD 13.5 Story  
Glue together and laminate  
Place on Board BEFORE telling story



BG1 Rome Pt 2 of 2  
DDD 13.5 Story  
Glue together and laminate  
Place on Board BEFORE telling story





**BG3 Ephesus Pt 1 of 2**

DDD 13.5 Story

Place on Board BEFORE telling story

**BG3 Ephesus Pt 2 of 2**

DDD 13.5 Story

Place on Board BEFORE telling story




BG4 Colossae  
Pt 2 of 2  
DDD 13.5 Story  
Glue together and laminate  
Place on Board BEFORE  
telling story




BG4 Colossae  
Pt 1 of 2  
DDD 13.5 Story  
Glue together and laminate  
Place on Board BEFORE  
telling story






BG5 Sleeping Man's House  
DDD 13.5 Story  
Place on Board BEFORE  
telling story



BG6 Hall of Tyrannus  
Pt 1 of 2  
DDD 13.5 Story  
Glue together and laminate  
Place on Board BEFORE  
telling story





BG6 Hall of Tyrannus  
Pt 2 of 2  
DDD 13.5 Story  
Glue together and laminate  
Place on Board BEFORE  
telling story





SB16 Epaphras Heading Home with God's Word  
DDD 13.5 Story

SB1 Epaphras Going to Ephesus  
DDD 13.5 Story

SB20 Temptations for the Jewish  
Believers in Colossae  
DDD 13.5 Story

SB21 Temptations for the  
Gentile Believers in Colossae  
DDD 13.5 Story



SB2 Ship in Harbor  
DDD 13.5 Story

SB23 Paul in Prison in Rome  
DDD 13.5 Story

SB7 Paul (and Timothy)  
Headed to Ephesus  
DDD 13.5 Story






SB3 Crowd of People  
DDD 13.5 Story



SB4 Marketplace with  
Food and Other Things  
Pt 1 of 2  
DDD 13.5 Story  
Glue Together and Laminate





SB4 Marketplace with  
Food and Other Things  
Pt 2 of 2  
DDD 13.5 Story  
Glue Together and Laminate




temis

SB6 Temple of Artemis  
and Worshippers  
Pt 1 of 2  
DDD 13.5 Story  
Glue Together and Laminate



SB6 Temple of Artemis  
and Worshippers  
Pt 2 of 2  
DDD 13.5 Story  
Glue Together and Laminate





SB8 Paul Selling Tents and  
Talking to People in Marketplace  
DDD 13.5 Story




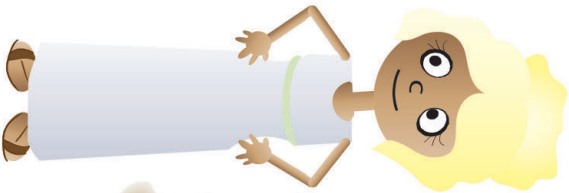

SB10 Paul Preaching in  
Hall of Tyrannus  
DDD 13.5 Story

SB14 Epaphras Wanting to  
Learn the Bible DDD 13.5 Story



SB13 The Holy Spirit Working  
in Ephraim's Heart and He  
Trusts in Jesus as His Savior  
DDD 13.5 Story


SB15 Why the Jews and Gentiles of  
Colossae Need to Hear the Gospel  
DDD 13.5 Story






SB17 Epaphras Telling Jews  
and Gentiles in Colossae the  
Good News of Jesus  
DDD 13.5 Story

SB18 Jews and Gentiles Believing  
DDD 13.5 Story



SB19 The Little Church in Colossae  
Pt 1 of 2  
DDD 13.5 Story  
Glue Together and Laminate




SB19 The Little Church in Colossae  
Pt 2 of 2  
DDD 13.5 Story  
Glue Together and Laminate





SB22 Bad Teacher Come  
and Preach  
DDD 13.5 Story




SB24 Epaphras Shares His  
News with Paul  
DDD 13.5 Story





SB26 Epaphras Reads Paul's Letter to  
the Believers in Colossae  
DDD 13.5 Story



SB9 Man Sleeping after Lunch  
DDD 13.5 Story

SB5 Buyers and Sellers  
with Beautiful Things  
Pt 1 of 2  
DDD 13.5 Story  
Glue Together and Laminate

SB12 Paul's Message  
DDD 13.5 Story



SB5 Buyers and Sellers  
with Beautiful Things  
Pt 2 of 2  
DDD 13.5 Story  
Glue Together and Laminate

SB11 Epaphras and Others  
Listening to Paul  
DDD 13.5 Story

SB25 Paul Writes a Letter  
DDD 13.5 Story



# **DEEP DOWN DETECTIVES**



**Visual Aids**

**Unit 13,**

**Bible Truth 6**

## About Deep Down Detectives Visual Aids and Large Format Storyboard Pictures

### How Are They Used?



The Deep Down Detectives Visual Aids and Large Format Storyboard Pictures are a companion resource to be used alongside the Deep Down Detectives Core Curriculum for each unit. These colorful pictures are used in presenting the key concepts, telling the Bible stories, and, in playing the Bible Story Review games. The storyboard pictures in this book are for flannelgraph boards at least 36" x 48." (Choose Visual Aids with Small Format Storyboard Pictures for smaller boards.)

### What Do They Include?



**There are six, different resources included in this book:**

**1. Key Concept Visual Aids**-- colorful signs of the Big Question and Answer, the Bible Truths taught in each unit, the Bible verses, and the Listening Assignments used with the curriculum for each Bible Truth taught in the unit.

**2. The Storyboard Picture Key**-- a who's who of the pictures in thumbnail size.

**3. Storyboard Suggested Picture Placement** page--how you can place your pictures up on your storyboard that works well with the story.


**4. The Storyboard Pictures, themselves.** Notice that each picture is identified on the back for easy reference.

**5. Directions** for how to make a homemade flannelgraph storyboard and sturdy storyboard pictures.

**6. Directions** for making the Deep Down Detectives "Bible" Folder and the **back/front images** to paste in place when making it. (Larger back/front images are found online with the curriculum.)



### Ready, Set, Rip It Out!



This book is meant to be ripped up and made into your visual aid. The key concept signs can be cut out and laminated or slipped into sheet protectors. Cut out around the storyboard images and ideally, laminate these. Some of the biggest pictures actually need to be stuck together, before laminating.

### Store It!



Deep Down Detectives is a curriculum that can be used over and over. Store your visual aids and storyboard pictures after using them and they will serve you for many years. We store ours in manilla envelopes and then put them (along with all the rest of the curriculum) in magazine files, labeled by unit. If you have multiple classes using the curriculum, store each set of resources in separate manilla envelopes. This will make prep much simpler, second time around.

### Replacement Storyboard Pictures



You can always purchase this book again or simply go online to the [praisefactory.org](http://praisefactory.org) website (Deep Down Detectives section) and print out any pictures that go missing.

**The Case of the Prayed-for Prisoner***Philippians*

of BQB

**Story-telling Tips**

Ahead of time:

1. Read the Bible verses and story. Pray!
2. Choose story action cues and prepare storyboard figures/Story Scenes, if using. (In Visual Aids book)
3. Practice telling story with the storyboard figures/Story Scenes, timing your presentation. Shorten, if necessary.

During your presentation:

1. Maintain as much eye contact as possible as you tell the story.
2. Put up storyboard figures/add story action cues/hold up Story Scenes as you tell the story. Allow the children to help you put them on the board, if desired.
3. Include the children in your story with a few questions about what they think will happen or words/concepts that might be new to them.
4. Watch the kids for signs that their attention span has been reached. Shorten, if necessary.

**INTRODUCTION/ LISTENING ASSIGNMENTS**

**“Our story is called: The Case of the Prayed-for Prisoner. Here is your listening assignment.”** Read from Detective Dan’s Listening Assignment signs, but questions are summarized below:

**Detective Dan’s Lesson #1 Listening Assignment:**

I need to find out:

1. Who was the prisoner? Why was he in jail?
2. Who prayed for him?

**Detective Dan’s Lesson #2 Listening Assignment:****Our Bible Verse is 2 Corinthians 1:3-4,10-11, ESV**

“Blessed be the God and Father of our Lord Jesus Christ, the Father of mercies and God of all comfort, who comforts us in all our affliction, so that we may be able to comfort those who are in any affliction, with the comfort with which we ourselves are comforted by God...On him we have set our hope that he will deliver us again. You also must help us by prayer, so that many will give thanks on our behalf for the blessing granted us through the prayers of many.”

I need to find out:

1. Who did God use to comfort Paul?
2. What did they do that was comforting?

**Detective Dan’s Lesson #3 Listening Assignment:**

I found six clues, but only 4 of them are in the story.

They are: a letter, a mouse, some money, Epaphroditus, a soldier, and some medicine.

*Hold each of them up for the children to see as you identify them.*

I need to figure out:

1. Which four belong in the story and which two don’t?
2. Who did Paul thank God for using to comfort him?

**Read the assignment questions, THEN SAY,**

“Ok, Deep Down Detectives! Put on your best listening ears and see if you can hear the answers to Detective Dan’s questions. When I finish telling the story, we will see if we can answer all the questions.”

*Read the Bible Truth story, answer questions, present the gospel and lead in prayer.*

*Answers to questions; the gospel; and, ACTS prayer are included with the story text.*

**The Case of the Prayed-for Prisoner** *Philippians*

**Story with lines separating paragraphs (text in bold, optional interaction cues in italics)** Numbers correspond to storyboard pictures and placement upon the storyboard. Always feel free to use less pictures, if it's best for your kids. Simply black out the numbers next to pictures you do not plan to use. All pictures are found in the Visual Aids book. Put BG (background) pictures on storyboard ahead of time. SB pictures (listed below in story text) are added to board as you tell the story. These numbers are also found on the back of each picture. Tip: Stack pictures in numerical before telling story for easy use. Use sticky-back velcro to attach pictures to storyboard felt. Use sticky-tac putty to stick a picture on top of another picture. OR, if using the Story Scenes to tell the story, disregard the storyboard picture references listed below.

---

**“(SB1) Oh no! Paul is in prison again for telling people about Jesus!” the believers in Philippi exclaimed. Prisoners weren’t taken care of very well. They depended on friends on the outside to give them what they needed. Paul might be cold or hungry. He could be sick or lonely. He could be discouraged and scared. Who was there to help Paul, the believers in Philippi wondered.**

---

**God uses His people to help each other keep on living for Him and believing in Him. He uses them to comfort them and take care of their needs, too. These Philippians wanted to be part of God helping Paul. “WE must help Paul!” the believers in Philippi decided. But what could THEY do for him? How could THEY help him? They were in Philippi, and he was hundreds of miles away in Rome. How could God use THEM, to help PAUL, from so far away?**

*Can you guess what they could do?*

---

**The Philippians knew what they could do. (SB2) They could pray for Paul. Perhaps they were far away from Paul, but God wasn’t. He was with Paul all the time and He could do ANYTHING! They could ask God to work in the heart of Nero, the Roman leader, that he would free Paul. They could ask God to keep Paul from getting sick. They could ask the Holy Spirit to comfort Paul with God’s Word and help him stay strong in his faith. Yes, there was so much the Philippians could do for Paul simply by praying for him, right there in Philippi. But there was something ELSE the Philippians could do for Paul. What could that be?**

*Can you think of what else they could do to care for Paul?*

---

**(SB3) They could send a gift of money to him. The believers in Philippi weren’t rich, but they loved Paul was. He was the one who came to their city and shared the gospel with them. (SB4) Down by the river, Paul had told them the good news of Jesus for the first time. Many, like Lydia, heard and believed. (SB5) But Paul’s good news made others very angry. They had soldiers arrest Paul and his friend, Silas. They hurt them and threw them into jail in chains.**

---

**Paul suffered like this, so the Philippians might hear about Jesus. He risked his life that God might save theirs! Now it was their turn to do something for Paul, even if it was very hard.**

**So, the believers worked together to save money to send to Paul. Many chose to do without things they needed. “No, thank you, just one loaf of bread. No, thank you, only three fish, today,” was heard around the marketplace, as some may have chosen to have a little less food on their tables, so they could give more to Paul. “(SB7) Sheep for sale, goats for sale,” others yelled out at the marketplace. These chose to sell some of their own things to get money to give Paul.**

---

**(SB8) At last, enough money was collected. Who would take the money all the way to Paul in Rome? (SB9) “I’ll take it,” a godly man named Epaphroditus offered. “I’ll take the money and stay and help Paul,” he said. The Philippians prayed for Epaphroditus and sent him on his way with their gift.**

**(SB10) Walk! Walk! Walk! Epaphroditus made the long trip from Philippi to Rome. There were no cars, trains, or planes back then. It would have taken weeks for Epaphroditus to get there, but he was happy to do it. Paul had done so much for them. Epaphroditus was eager to see Paul and help him.**

---

**At last, Epaphroditus made it to the big city of Rome. (SB11, SB12) Past the temples of the fake, Roman gods and the fine houses. (SB13) Through the busy marketplace. (SB14) Down the winding streets, went Epaphroditus. Finally, he found (SB15, SB16) the house where Paul was being held prisoner. “Knock, knock, knock,” Epaphroditus knocked on the door of the little, prison house. “Creak,” the door opened. Epaphroditus looked in and what did he see?**

*What do you think he saw?*

*Story with lines separating paragraphs (text in bold, optional interaction cues in italics)*

There was Paul, chained to a soldier. He was an old man, now. His body was sick and hurting. But even so, Paul was joyful. (SB17) He was still living for God and telling people about Jesus. He had even shared the gospel with the soldiers who guarded him. Some were becoming Christians! What good news this was!

Epaphroditus stayed and cared for Paul a long time. (SB18) He used the Philippian's money gift to buy Paul food and the other things he needed. He shared with Paul about the Philippians and how they still cared for him and were praying for God to help him. (SB19) He listened to Paul and prayed for him. Oh, how wonderful it was to have a friend to comfort and care for him! Paul loved hearing how the believers in Philippi were doing. The Lord strengthened him as he and Epaphroditus talked about the Lord and prayed together. What comfort God brought Paul through this one man! Paul was so happy!

At last, it was time for Epaphroditus to go. Paul gave Epaphroditus something to take back to the believers in Philippi. He wanted to thank and encourage them. What could a poor, old man in jail give them that would do that?

*Can you guess?*

A letter! (SB20) That's what! So, Paul got out a piece of paper and started writing. When he finished, he rolled it up and gave it to Epaphroditus. Then, off went Epaphroditus, back home. How sad Paul must have been to see him go. Yet, how happy Paul would be for the Philippians to read his letter!

Walk, walk, walk. Week after week, Epaphroditus traveled. At last, he made it home to Philippi. (SB21, SB22) The believers gathered together to hear Paul's letter to them. This is what Paul wrote:

Dear Philippians,

"I thank my God every time I remember you. In all my prayers for you, I pray with joy because of your partnership in the gospel from the first day until now," Paul said. "I want you to know that it's been good for the gospel for me to be in prison. I've been able to tell many people about Jesus, including all the soldiers who stand guard over me. It makes me happy that so many people are hearing about Jesus," Paul told them.

"Even though life in prison is hard, I am full of joy. God is helping me by your prayers and by His Holy Spirit living in me. God will help me to keep on living for Him and telling others about Jesus," Paul wrote. "And one day, God will take me home to be with Him in heaven forever. That will be best of all."

"Until then, I will be praying for you. I will pray that God strengthen you by His Holy Spirit, just as He is strengthening me. I will pray that He would give you joy; and, that you will keep on living for Him and telling others the good news of Jesus. One day, I hope to be freed from prison and come visit you again."

May Jesus give you strength,  
Paul

What happened to Paul after Epaphroditus left? (SB23) The Lord had promised that Paul would stand before Caesar Nero, the great, Roman king, himself. And so, he did! Nero heard Paul's case, and no doubt, Paul would have even tried to share the good news of Jesus with him, too. And while Nero did NOT become a Christian, he did free Paul from prison. The LORD had answered the Philippian's prayers!

(SB24) And, though Paul probably never got to see his dear friends in Philippi again, he would never forget them. God had used them to give him strength and comfort when he needed it the most. (SB25) But oh, how sweet would be the meeting of these dear friends in heaven, one day! They had loved each other so well on earth, and now, they would get to go on loving each other forever and ever! And that's what they are doing, even now!



**Cracking the Case:** (story wrap-up for Listening Assignments)

It's time to see how we did with our Listening Assignment.

**Detective Dan's Lesson 1 Listening Assignment:**

**1. Who was the prisoner? Why was he in jail?** Paul was. He was in jail for telling others about Jesus.

**2. Who prayed for him?** The believers in the city of Philippi.

**For You and Me:**

Can you imagine going to jail for something you believe in? Paul did, because he knew the good news of Jesus was true, and that people needed to hear it if they were to be saved from their sins. Paul rejoiced to tell others about Jesus and watch them become God's people. We can become God's people, too, when we turn away from our sins and trust in Jesus as our Savior.

**Detective Dan's Lesson 2 Listening Assignment:**  
**Our Bible Verse is 2 Corinthians 1:3-4,10-11, ESV**

"Blessed be the God and Father of our Lord Jesus Christ, the Father of mercies and God of all comfort, who comforts us in all our affliction, so that we may be able to comfort those who are in any affliction, with the comfort with which we ourselves are comforted by God...On him we have set our hope that he will deliver us again. You also must help us by prayer, so that many will give thanks on our behalf for the blessing granted us through the prayers of many."

**1. Who did God use to comfort Paul?** The believers in Philippi.

**2. What did they do that was comforting?** They prayed for him, sent him money and Epaphroditus to help him.

**For You and Me:**

Paul was comforted by the help and prayers of the believers in Philippi. He was comforted by their love and by knowing that God was loving him, too, through them. We, too, can know the comfort of God and of God's people when we turn away from our sins and trust in Jesus as our Savior. That's how we become God's people.

**Detective Dan's Lesson 3 Listening Assignment:**

Our six clues were: a letter, a mouse, some money, Epaphroditus, a soldier, and some medicine.

**1. Which four belong in our story?** The letter, the money, Epaphroditus and the soldier belong. The mouse and the medicine do not.

**2. Who did Paul thank God for using to comfort him?** The believers in Philippi.

**For You and Me:**

Paul was comforted by the help and prayers of the believers in Philippi. He was comforted by their love and by knowing that God was loving him, too, through them. We, too, can know the comfort of God and of God's people when we turn away from our sins and trust in Jesus as our Savior. That's how we become God's people.

**The Gospel** (story wrap-up if NOT using Listening Assignments)**Our Bible Truth is:**

**Why Do God's People Keep Believing in Him?**

**It Is God's Sustaining Grace...**

**God Uses His People to Strengthen and Comfort Each Other!**

Why Do God's People Keep Believing in Him? It Is God's Sustaining Grace... God Uses His People to Strengthen and Comfort Each Other. God helped Paul and the believers in Philippi comfort and strengthen each other by the good news of Jesus. They remembered that though they were sinners deserving God's punishment, that God had chosen to save them. He sent His Son, Jesus, to give up His life on the cross as the full payment for the sins of all who turn away from their sins and trust in Jesus as their Savior. On the third day, Jesus rose from the dead. He had beaten sin and death for God's people. He lives and reigns in heaven, caring and praying for God's people, and carrying out God's good plans.

One day, Jesus will come back and put an end to sin and death once and for all; and, God's people will live happy with Him forever. As God's people, Paul and the other believers knew that God would always help them love Him and live for Him... And it was all thanks to what Jesus did! This good news can save us, too, when we turn away from our sins and trust in Jesus as our Savior. Then, as God's people, we can know that God will always help us love Him and live for Him all of our lives... And it will all be thanks to what Jesus did for us.


*Close in prayer.*

**Closing ACTS Prayer**


- A** God, we praise You for being the Comforter and Strength of Your People. You help them comfort and strengthen each other.
- C** We confess that many times we forget to pray for others who are struggling with hard or sad times. Many times, we don't take time to comfort and strengthen others who are struggling. We need a Savior!
- T** Thank You, God, for the comfort God's people receive from You through how they help and pray for each other.
- S** Work in our hearts that we might turn away from our sins and trust in Jesus as our Savior. Help us to comfort others with Your Word and by praying for them. Use us to help others in their times of need. Help others to see Your love and kindness as we comfort and pray for each other.  
In Jesus' name we pray, Amen.

***Go to Lesson Plan, p.9 for the script to the rest of the lesson.***





# What Do God's People Keep Believing in Him?



ANSWER:

## It Is God's Sustaining Grace!

VISUAL  
AID

#1

take out



of BQB

## The Big Question

*Hold up the Big Question sign for all the children to see, and say:*

The Big Question we are investigating today is  
Big Question Number 13:

**Why Do God's People Keep Believing in Him?**

and the Answer is:  
**It Is God's Sustaining Grace!**

### Meaning:

All people enjoy many good things and suffer many bad or sad things in this world. Enjoying good things or going through bad things make some people turn away from God. They love the good things too much or get mad at God for the bad things that happen.

But that's not what happens with God's people. They have put their trust in Jesus. They want to love God most of all, even more than the good things they enjoy. They trust God and His good plans, even as they go through bad or sad things.

What makes the difference? It's God and His sustaining grace! That is, His gifts of strength to help us keep on believing in Him and living for Him. God will always give His people what they need! He wants them to depend on Him and He loves for them to ask for His help. He will never fail them. God will help you like this, too, if you turn away from your sins and put your trust in Jesus.

Let's sing our Big Question Song: "

## Big Q & A 13 Song




*DDD ESV Songs 13, track 12*

*(adapted version of "This Old Man")*

Why do God's people keep  
believing in God?  
And why do God's people  
keep living for Him?  
Because God sustains them,  
yes, God alone,  
That's why God's people keep  
believing in God.



# BIG QUESTION 13: Six truths about God's sustaining grace



## **This Unit's Bible Truths**

"It is God's Sustaining Grace" is a good beginning, but there's so more to learn. So it's time for us to dig down even deeper for more answers to our Big Question about God. We're going to be learning SIX Bible truths that all tell us more about God's sustaining grace.

Who would like to hand me the picture with our six Bible truths on it? It's in the Big Question Box/Briefcase."

*Choose a child to get it and hand it to you, then hold it up and show them the pictures of the six truths they will be learning.*

*After everyone has had a good look say...*

"Ok, we've learned five truths about how God sustains His people. They are: "God Alone Sustains His People," "God, the Father, Promises to Help His People," "Jesus Provides God's People with Everything They Need to Live for God," "The Holy Spirit Works Inside of God's People," and, "God's Word Feeds God's People." (point to pictures as you identify each Bible Truth). Now let's look at our Bible Truth Clue sign and see if we can figure out which of these six truths we will be learning about today. Who would like to get it out of the Big Question Briefcase for me?"

*Choose a child to open the briefcase, take out the Bible Truth Clue sign and hand it to you.*

CAN YOU GUESS BIBLE TRUTH 6:

**Why Do God's People Keep  
Believing in Him?  
It Is God's Sustaining  
Grace...**

**God uses His ??? to strengthen  
and comfort each other!"**

**HINT: "This word is another word for  
lots of men, women, boys and girls.  
It starts with a "p" and it rhymes  
with "Steeple."**

**ANSWER:**

**God uses His PEOPLE to strengthen and comfort each other!"**


VISUAL  
AID

#1

take out



of BQB



# Revealing the Bible Truth

## We Are Learning

*Hold up the front side for the children to see. Cover up the answer, written along the bottom, and say:*

**“Why Do God’s People Keep Believing in Him?  
It Is God’s Sustaining Grace!  
God Uses His ???? to Strengthen and Comfort Each  
Other!”**

We’re missing one word. Here’s the hint to what the missing word is. It says: “This word is another word for lots of men, women, boys and girls. It starts with a “P” and it rhymes with “Steeple.”

Can you guess? It’s “PEOPLE.”

So, the Bible Truth we are learning today is:  
*(uncover answer from bottom of sign, show it to them and say:)*

**“Why Do God’s People Keep Believing in Him?  
It Is God’s Sustaining Grace!  
God Uses His ???? to Strengthen and Comfort Each  
Other!”**

And here is what this Bible Truth means:  
*(read the meaning off of the back of the sign, say:)*

No matter who we are, we all go through times of need. Sometimes, we are learning something new, and we need help learning how to do it. Sometimes, we are going through something that is very sad or very hard, and we need comfort and strength. God loves to help His people all the time, especially in their times of need. He uses His Word, the Bible, to guide and comfort them. His Holy Spirit strengthens them inside their heart. But God also helps His people through their prayers and comfort for each other.

God’s people comfort each other by reminding one another that God is always with them and how great and good He is. They read the Bible to each other and hold on to His wonderful promises to take care of them. They pray for each other, asking God to give them wisdom, strength, and joy; and, to rescue them from their troubles. They ask God to use their hard and sad times for their good and to bring glory to His name.

God loves to sustain His people through their comfort and prayers for one another. It is a wonderful display of His love both to His people and to others who watch how God’s people love and care for one another. We, too, can become God’s people when we turn from our sins and trust in Jesus as our Savior. Then, He can use us to comfort others in this special way, too.



Visual  
Aid

#4

Place  
verse in



take out



of BQB



**"Blessed be the God and Father of our Lord Jesus Christ, the Father of mercies and God of all comfort, who comforts us in all our affliction, so that we may be able to comfort those who are in any affliction, with the comfort with which we ourselves are comforted by God...**

**On him we have set our hope that he will deliver us again.**

**You also must help us by prayer, so that many will give thanks on our behalf for the blessing granted us through the prayers of many." --2 Corinthians 1:3-4,10-11, ESV**



## Bible Truth 6 Bible Verse

*Remove the Bible Verse Picture from the "Bible" folder and hold it up for all the children to see, then say:*

2 Corinthians 1:3-4, 10-11 tells us:

### **2 Corinthians 1:3-4, 10-11, ESV**

"Blessed be the God and Father of our Lord Jesus Christ, the Father of mercies and God of all comfort, who comforts us in all our affliction, so that we may be able to comfort those who are in any affliction, with the comfort with which we ourselves are comforted by God... On him we have set our hope that he will deliver us again. You also must help us by prayer, so that many will give thanks on our behalf for the blessing granted us through the prayers of many."

#### **Learn a Little:**

"We comfort those in any affliction, with the comfort we are comforted by God."

#### **What does that mean?**

God loves His people so much! He is full of mercy and compassion. He cares about their sadnesses and troubles, and He comforts them. Many times, God uses His people to comfort each other. They listen to each other. They encourage each other and pray. They remind each other of God's promises. They help each other turn away from disobeying God. No wonder God's people praise Him for giving them each other! He uses them to show His love to each other and to keep on believing in Him their whole lives. We can become God's people when we turn away from our sins and trust in Jesus as our Savior.

*"We've said our Bible verse, now let's sing it!"*

## Blessed Be the God and Father: 2 Corinthians 1:3-4

*DDD ESV Songs 13, track 37*

Blessed be the God and Father  
of our Lord Jesus Christ,  
Blessed be the God and Father  
of our Lord Jesus Christ,  
The Father of mercies and God of all comfort,  
Blessed be the God, blessed be the God,  
Blessed be the God and Father  
of our Lord Jesus Christ.

Blessed be the God and Father  
of our Lord Jesus Christ,  
Comforts us in all our affliction,  
That we may comfort those,  
In any affliction, In any affliction,  
With the comfort with which we're comforted by God.  
The Father of mercies and God of all comfort,  
Blessed be the God, blessed be the God,  
Blessed be the God and Father  
of our Lord Jesus Christ.  
Second Corinthians Chapter One, verses three and four.

"Now it's time to do a bit more deep down investigating. Let's see what Detective Dan wants us to help him figure out. Would someone like to get it out for me?"



take out



Place in



Visual Aid




# Detective Dan's Listening Assignment #1



# Detective Dan's

## Listening Assignment #1



Hi, Deep Down Detectives!

I'm working on a brand-new case called:

"The Case of the Prayed-for Prisoner."

I need to find out:

1. Who was the prisoner? Why was he in jail?
- AND
2. Who prayed for him?

Can you help me? Listen carefully to the story and you might just hear the answers!

Thanks!

Detective Dan

**Then say,** "Ok, Deep Down Detectives! Put on your best listening ears and see if you can hear the answers to Detective Dan's questions. When I finish telling the story, we will see if we can answer all of his questions."

*Read the Bible Truth story, putting up the storyboard pictures as you tell it.*

*At the end of the story, repeat the questions and lead the children in answering them. Present the gospel and close in prayer.*

\*Answers to assignment questions, the gospel and ACTS prayer are also included at the end of the story text.\*

Answers:

1. **Who was the prisoner?** Why was he in jail? Paul was. He was in jail for telling others about Jesus.
2. **Who prayed for him?** The believers in the city of Philippi.

**For You and Me:**

Can you imagine going to jail for something you believe in? Paul did, because he knew the good news of Jesus was true, and that people needed to hear it if they were to be saved from their sins. Paul rejoiced to tell others about Jesus and watch them become God's people. We can become God's people, too, when we turn away from our sins and trust in Jesus as our Savior.



take out



of BQB

Place in



Visual Aid



# Detective Dan's Listening Assignment #2



# Detective Dan's

## Listening Assignment #2



Hi, Deep Down Detectives!

I'm still working on the case called:

"The Case of the Prayed-for Prisoner."

Our Bible Verse is 2 Corinthians 1:3-4,10-11, ESV

"Blessed be the God and Father of our Lord Jesus Christ, the Father of mercies and God of all comfort, who comforts us in all our affliction, so that we may be able to comfort those who are in any affliction, with the comfort with which we ourselves are comforted by God...On him we have set our hope that he will deliver us again. You also must help us by prayer, so that many will give thanks on our behalf for the blessing granted us through the prayers of many."

I need to find out:

1. Who did God use to comfort Paul?

AND

2. What did they do that was comforting?

Can you help me? Listen carefully to the story and you might just hear the answers! Thanks for your help!

Detective Dan

***Then say,*** "Ok, Deep Down Detectives! Put on your best listening ears and see if you can hear the answers to Detective Dan's questions. When I finish telling the story, we will see if we can answer all of his questions."

*Read the Bible Truth story, putting up the storyboard pictures as you tell it. At the end of the story, repeat the questions and lead the children in answering them. Present the gospel and close in prayer.*

\*Answers to assignment questions, the gospel and ACTS prayer are also included at the end of the story text.\*

Answers:

**Our Bible Verse is: 2 Corinthians 1:3-4,10-11, ESV**

"Blessed be the God and Father of our Lord Jesus Christ, the Father of mercies and God of all comfort, who comforts us in all our affliction, so that we may be able to comfort those who are in any affliction, with the comfort with which we ourselves are comforted by God... On him we have set our hope that he will deliver us again. You also must help us by prayer, so that many will give thanks on our behalf for the blessing granted us through the prayers of many."

**1. Who did God use to comfort Paul?** The believers in Philippi.

**2. What did they do that was comforting?** They prayed for him, sent him money and Epaphroditus to help him.

**For You and Me:**

Paul was comforted by the help and prayers of the believers in Philippi. He was comforted by their love and by knowing that God was loving him, too, through them. We, too, can know the comfort of God and of God's people when we turn away from our sins and trust in Jesus as our Savior. That's how we become God's people.



take out



Place in



Visual Aid



# Detective Dan's Listening Assignment #3



# Detective Dan's

## Listening Assignment #3



Hi, Deep Down Detectives!

I'm still working on the case called:

“The Case of the Prayed-for Prisoner.”

I found SIX clues, but TWO of them are NOT in the story. They are: a letter, a mouse, some money, Epaphroditus, a soldier, and some medicine.

*Hold up each of the six pictures for the children to see as you identify them. Better yet, put them up on your flannelgraph board, off to one side.*

I need to know:

1. Which FOUR pictures belong in the story and which TWO do not?

AND

2. Who did Paul thank God for using to comfort him?

Can you help me? Listen carefully to the story and you might just hear the answers!

Thanks!

Detective Dan

**Then say,** “Ok, Deep Down Detectives! Put on your best listening ears and see if you can hear the answers to Detective Dan’s questions. When I finish telling the story, we will see if we can answer all of his questions.”

*Read the Bible Truth story, putting up the storyboard pictures as you tell it. At the end of the story, repeat the questions and lead the children in answering them. Present the gospel and close in prayer.*

\*Answers to assignment questions, the gospel and ACTS prayer are also included at the end of the story text.\*

Answers:

**Our six clues were: a letter, a mouse, some money, Epaphroditus, a soldier, and some medicine.**


**1. Which four belong in the story and which two don't?**

The letter, the money, Epaphroditus and the soldier belong. The mouse and the medicine do not.


**2. Who did Paul thank God for using to comfort him?** The believers in Philippi.

**For You and Me:**

Paul was comforted by the help and prayers of the believers in Philippi. He was comforted by their love and by knowing that God was loving him, too, through them. We, too, can know the comfort of God and of God's people when we turn away from our sins and trust in Jesus as our Savior. That's how we become God's people.



**A Mouse**



**A Letter**



VISUAL  
AID  
#5C

Place in  
DDD  
Bible™

take out  
Big  
Question  
Briefcase  
of BQB


VISUAL  
AID  
#5C

Place in  
DDD  
Bible™


take out  
Big  
Question  
Briefcase  
of BQB

DDD 13.6 Lesson 3 Listening Assignment Clue Picture 2 for kids

DDD 13.6 Lesson 3 Listening Assignment Clue Picture 1 for kids



Epaphroditus



Some Money





VISUAL  
AID  
#5C

Place in  
DDD  
Bible™

take out  
Big  
Question  
Briefcase  
of BQB

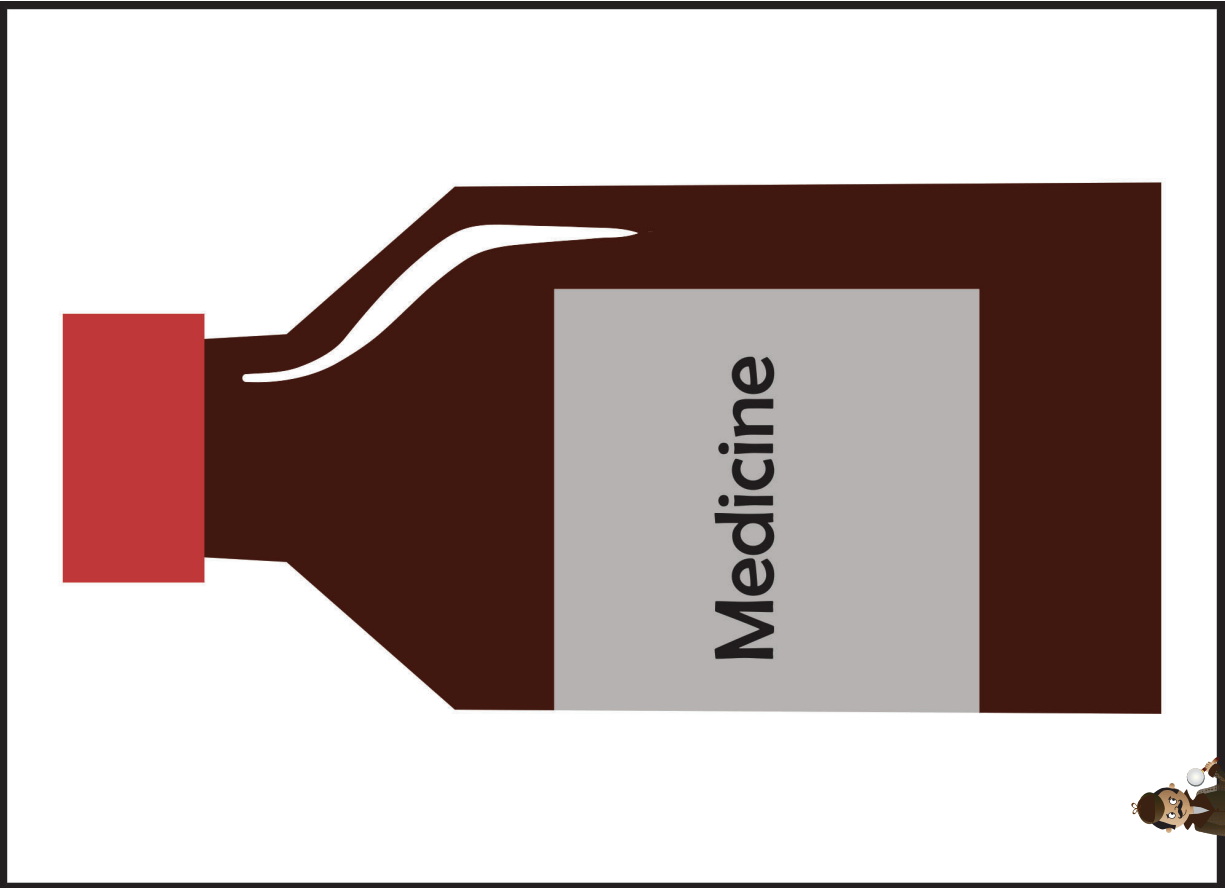
VISUAL  
AID  
#5C

Place in  
DDD  
Bible™

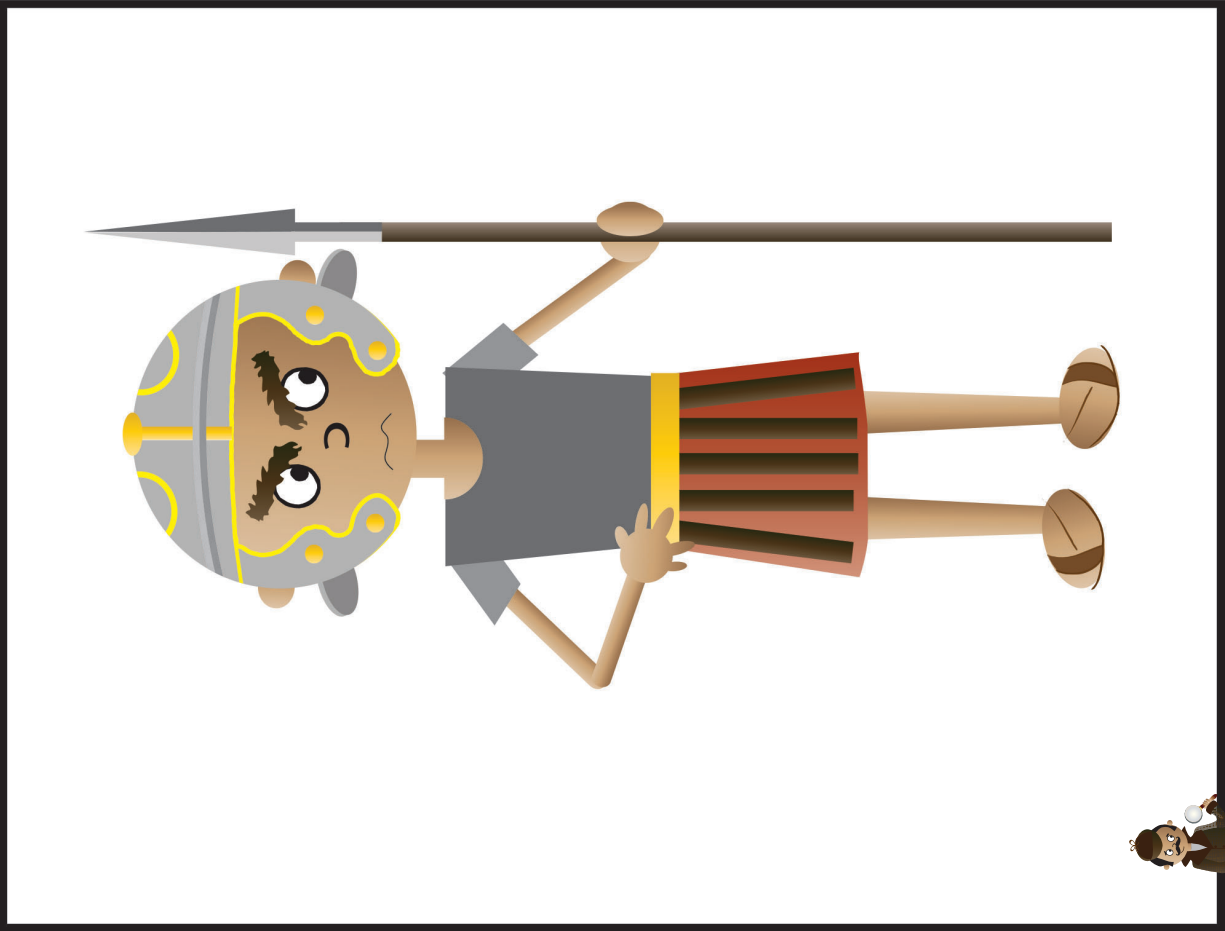
take out  
Big  
Question  
Briefcase  
of BQB

DDD 13.6 Lesson 3 Listening Assignment Clue Picture 4 for kids

DDD 13.6 Lesson 3 Listening Assignment Clue Picture 3 for kids



Some Medicine



A Soldier



VISUAL  
AID  
#5C

Place in  
DDD  
Bible™

take out  
Big  
Question  
Briefcase  
of BQB

VISUAL  
AID  
#5C

Place in  
DDD  
Bible™

take out  
Big  
Question  
Briefcase  
of BQB

DDD 13.6 Lesson 3 Listening Assignment Clue Picture 6 for kids

DDD 13.6 Lesson 3 Listening Assignment Clue Picture 5 for

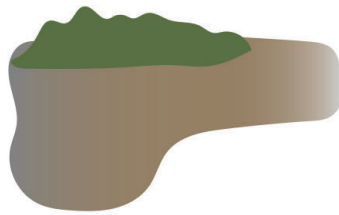
---

## Big Question 13, Bible Truth 6 Storyboard Background Pictures Key (BG)

---

Put these pictures in place on your storyboard BEFORE you tell your story.


**BG1**  
**Rome Background**  
**(felt)**



**Note about felt pieces:**

These are best made to size when you put the other storyboard pieces on your board, since board sizes vary.

**BG2 Philippi**



**BG3 Worship Place in Philippi**



# Big Question 13, Bible Truth 6 Storyboard Pictures Key (SB)

Store these pictures in numerical order in your DDD Bible Folder.  
Add these to your story as you tell it. Numbers correspond to placement order.

**SB1 Phlippian Believers Thinking about Paul in Prison**



**SB15 Outside of Jail-House**



**SB2 Phlippian Believers Praying for Paul**



**SB16 Inside of Jail House with Paul and Soldiers**



**SB3 Phlippian Believers Planning to Give Money**



**SB17 Paul Shares Gospel with Soldiers and Some Become Believers**



**SB4 Paul Shared the Gospel with Them**



**SB18 Epaphroditus Uses Money to Care for Paul's Needs and Shares with Him about Philippians**



**SB5 Paul Chose to Suffer for Them**



**SB19 Epaphroditus Listens and Prays for Paul**



**SB6 Choosing to Do Without to Raise Money for Paul**



**SB20 Paul Writes a Letter to the Phlippian Believers**



**SB7 Choosing to Sell Things to Raise Money for Paul**



**SB21 The Phlippian Church Gathers to Hear Letter Read**



**SB8 Gathering Up the Money**



**SB22 Epaphroditus Reads Paul's Letter**



**SB9 Giving Epaphroditus the Money and Sending Him Off**



**SB23 Paul Stands Before Nero to Plead His Case and to Testify about the Gospel**



**SB10 Epaphroditus Walking to Rome**



**SB24 Paul Freed and Thinks about Philippians**



**SB11 Temples in Rome**



**SB12 Fine Houses in Rome**



**SB25 Paul United with Philippians in Heaven Forever**



**SB13 Marketplace in Rome**



**SB14 Streets in Rome**








NOTE:


Some of the larger images are assembled from two or more pages. You can make these easier to fold by leaving a small gap in the lamination between the pieces. This allows you to fold the image along the gap.



leave slight gap here  
to create a "hinge" for  
easy folding




BG2 Philippi  
Pt 1 of 2  
DDD 13.6 Story  
Glue together and laminate  
Place on Board BEFORE  
telling story






BG2 Philippi  
Pt 2 of 2  
DDD 13.6 Story  
Glue together and laminate  
Place on Board BEFORE  
telling story



BG3 Worship Place in Philippi  
DDD 13.6 Story  
Place on Board BEFORE  
telling story




SB1 Phlippian Believers  
Thinking about Paul in Prison  
DDD 13.6 Story

SB20 Paul Writes a Letter to  
the Philippian Believers  
DDD 13.6 Story

SB3 Phlippian Believers  
Planning to Give Money  
DDD 13.6 Story





SB9 Giving Epaphroditus the  
Money and Sending Him Off  
DDD 13.6 Story

SB17 Paul Shares Gospel with  
Soldiers and Some Become  
Believers  
DDD 13.6 Story



SB5 Paul Chose to  
Suffer for Them  
DDD 13.6 Story

**Not  
Today!**

**Just  
One!**





SB6 Choosing to Do Without  
to Raise Money for Paul  
DDD 13.6 Story



Buy a  
Goats?

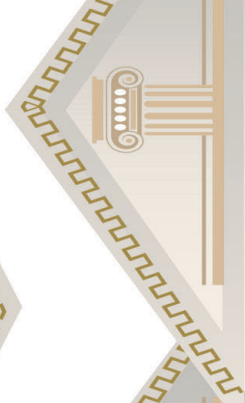
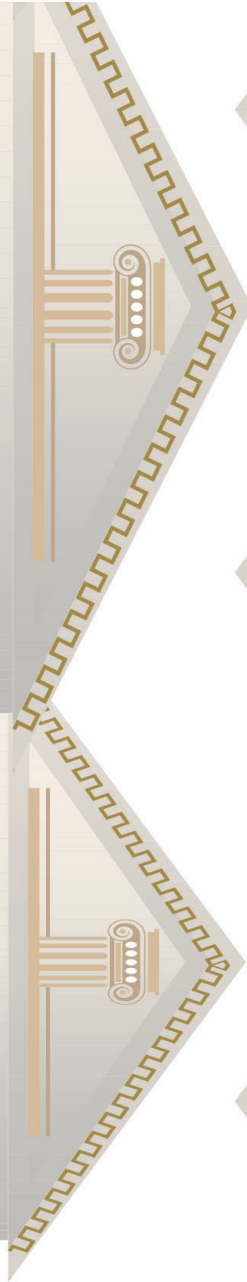
SB19 Epaphroditus Listens  
and Prays for Paul

DDD 13.6 Story

SB7 Choosing to Sell Things  
to Raise Money for Paul  
DDD 13.6 Story




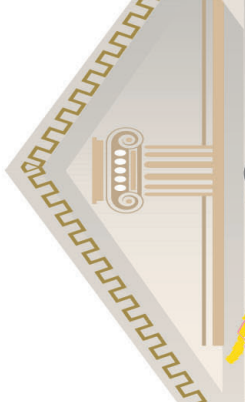
**Bacchus**



**Ceres**

**Faunus**


**Neptune**



SB11 Temples in Rome  
Pt 1 of 2  
DDD 13.6 Story  
Glue Together and Laminate

SB11 Temples in Rome  
Pt 2 of 2  
DDD 13.6 Story  
Glue Together and Laminate





SBI4 Streets in Rome  
DDD 13.6 Story



Savior

# Gospel


BIBLE

SB4 Paul Shared the  
Gospel with Them  
DDD 13.6 Story






SB13 Marketplace in Rome  
DDD 13.6 Story



SB16 Inside of Jail House  
with Paul and Soldiers  
Pt 2 of 2  
DDD 13.6 Story  
Glue Together and Laminate

SB12 Fine Houses in Rome  
DDD 13.6 Story



SB16 Inside of Jail House  
with Paul and Soldiers  
Pt 1 of 2  
DDD 13.6 Story  
Glue Together and Laminate

SB8 Gathering Up the Money  
DDD 13.6 Story





SB15 Outside of Jail-House  
Pt 1 of 2  
DDD 13.6 Story  
Glue Together and Laminate



SB15 Outside of Jail-House  
Pt 2 of 2  
DDD 13.6 Story  
Glue Together and Laminate

SB21 The Philippian Church  
Gathers to Hear Letter Read  
DDD 13.6 Story






SB18 Epaphroditus Uses  
Money to Care for Paul's  
Needs and Shares with Him  
about Philippians  
DDD 13.6 Story

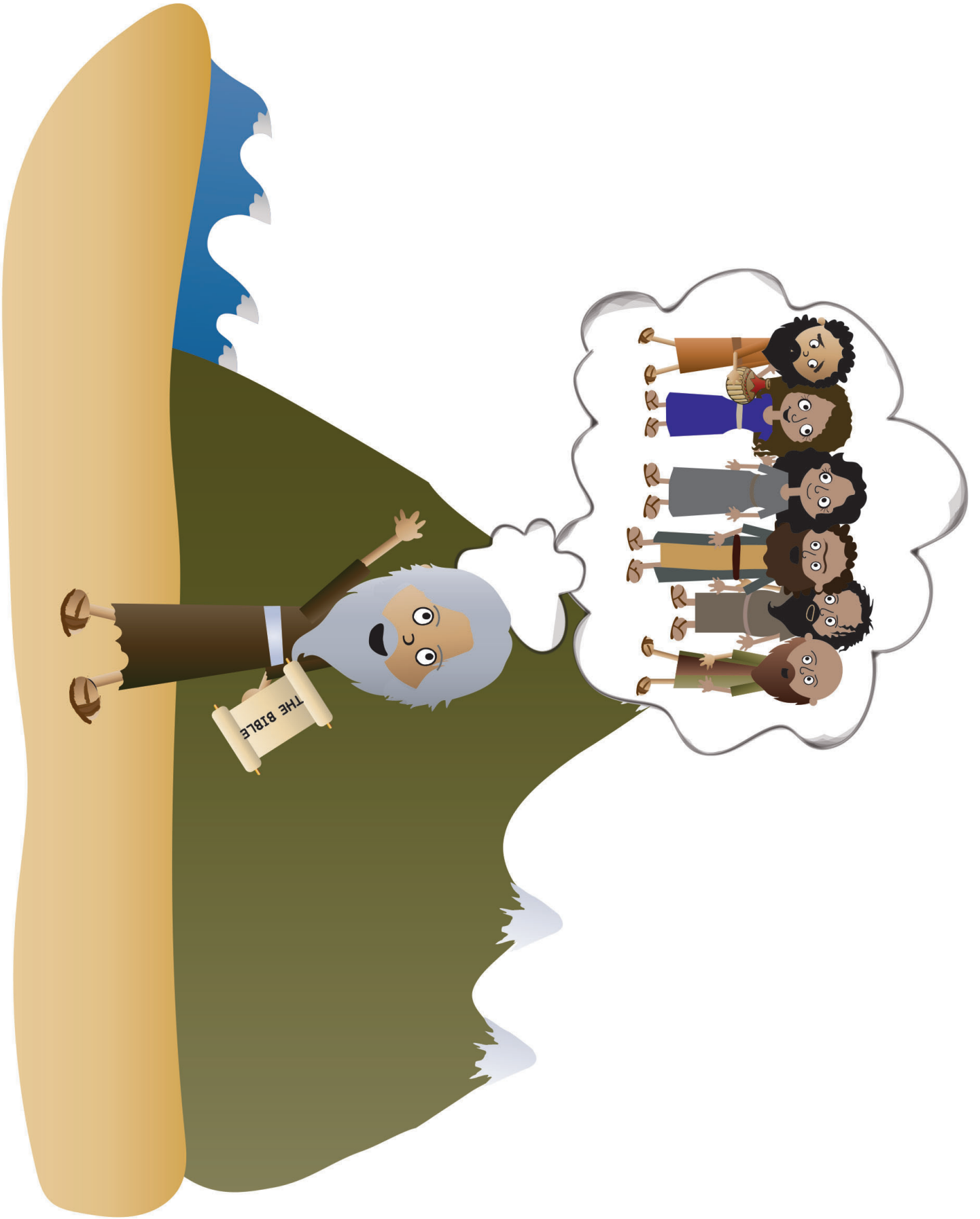


SB22 Epaphroditus  
Reads Paul's Letter  
DDD 13.6 Story



SB23 Paul Stands Before Nero  
to Plead His Case and to Testi-  
fy about the Gospel  
DDD 13.6 Story





SB24 Paul Freed and Thinks  
about Philipians  
DDD 13.6 Story



SB25 Paul United with  
Philippians in Heaven Forever  
Pt 2 of 2  
DDD 13.6 Story  
Glue Together and Laminate





SB25 Paul United with  
Philippians in Heaven Forever  
Pt 2 of 2  
DDD 13.6 Story  
Glue Together and Laminate



SB2 Phlippian Believers  
Praying for Paul  
DDD 13.6 Story

# DEEP DOWN DETECTIVES



**Other Visual Aids**

## Big Question Box/Briefcase

### What You Want

The Big Question Briefcase is a briefcase or other container with these characteristics:

- Ideally, this should be around 17" x 12", but needs to be at least big enough to fit a 8 ½" x 11" sheets of paper inside it.
- Have various pockets to put these sheets in
- Is attractive or curious looking to preschoolers
- Not necessary, but extremely fun, if it has a combination lock

### Finding a Briefcase:

You can certainly buy one new, but you always may find a used one at a thrift shop. Or, someone may have one they want to donate. We use one that stores valuables in it and is the 17" x 12" size. Very durable and has the lock feature that the kids love.

You also can move away from the briefcase idea and use a little trunk or other box for your substitute briefcase. Just change the name to the Big Question Box, if you use a box instead. A boot box or the cardboard box that 10 reams of copy paper comes in is a great size, if you are using a box.

If you use a box, but want a lock-like feature, that's easy to do. Simply cut "straps" out of felt or vinyl and glue in place to the top and bottom sides of the box on one side, with the top strap overlapping the bottom straps. Add velcro to the top and bottom pieces so that they meet and fasten. Make back "hinges" for the box with the felt/vinyl straps, too. Or, you can simply add a belt around the box that has to be unfastened before the box can be opened.

Here are some suggestions for decorating a box or even the outside of your briefcase to make it appealing.

### Supplies

Your box/briefcase  
Plain white contact paper or white cardstock  
Colorful wrapping paper  
Glitter glue  
Markers  
Sequins, fake jewels, buttons, rick rack, etc.  
Other decorating supplies  
Stickers  
Glue  
Clear packing tape

### Directions

1. If you are using a box that has wording on it, you will first need to make plain surfaces for decorating and a hinge for the lid. Stick the white contact paper or white cardstock to each side of the box. On the other hand, you can also use colorful wrapping paper. Then, make a lid by sticking the clear packing tape along one long side of the box, attaching the lid to the box.

2. Use the craft decorating supplies to decorate the box. If desired, you can put a big question mark on top of the box, but remember that you are working with two and three year olds: the question mark symbol is not very meaningful to them yet.



## Making a Flannelgraph Storyboard

for use in story-telling and in playing the story review games

While you may decide to use sticky tac and stick your storyboard pictures to a white board, it is very easy to make a flannelgraph board. The advantage to the flannelgraph board is that the pictures stick very easily and there is no messing with the sticky-tac.

### Supplies

Large Format Pictures Board: AT LEAST a 36" x 48" foamboard or corkboard (We actually use a far bigger canvas and attach it to the wall) A science project board with the two sides that fold out makes a good 36" x 48" board.

Small Format Pictures Board: AT LEAST a 24" x 36" (to 36" x 48)" board

Large piece of neutral-colored felt to cover your board with extra to overlap over to the back, if desired.

Glue gun and glue sticks

### Directions

1. Center felt on front side of board. Turn over. Secure in place with glue.

## Making Durable Storyboard Pictures

for use in story-telling and in playing the story review games

Whether you purchase the Deep Down Detectives storyboard pictures from Amazon or print them off the website (included in the Deep Down Detectives Visual Aids book), you will want to find some way to make them more durable. They are used not only as a part of telling the story, but are integral in the story review games. Here's how we make ours durable enough to be used over and over again. **See note below for other simpler options for using these pictures.**

### Supplies

Deep Down Detectives Visual Aids book (purchased or downloaded)

White cardstock or printer paper (if downloading pictures)

Sticky-back velcro, circles or cut pieces; or sticky tac putty

Laminator or Self-laminating sheets

Sturdy Sheet Protectors, preferably the "Secure Top" kind, like offered by Avery

Flannelgraph pictures for the Bible stories found at [www.praisefactory.org](http://www.praisefactory.org) with each unit's resources.

### Directions

1. Purchase from Amazon or download and print out the storyboard figures.
2. Cut out flannelgraph figures.
3. Laminate the figures.

**Special tip:** When laminating the big background pictures that are two (and sometimes even three or four) pieces put together, leave a small gap between the two pieces before laminating together. This small space acts like a hinge and allows you to fold up pictures without hurting them into a manilla envelope that fits 8.5" x 11" sheets of paper along with all of the smaller, regular-sized storyboard pictures.

4. If using a flannelgraph board: Stick a piece of sticky backed velcro (ROUGH SIDE) onto the back of each figure. If using sticky tack and whiteboard: simply stick a small amount of sticky tack on the back of a picture when using it. Remove and store sticky tack in airtight container.

**Note:** Instead of using all of the pictures as separate flannelgraph pieces, you can choose to use only a few (helpful to have 10 for the story review game); you can clump them onto posterboard and make them into picture scenes; or, you can simply use the Storyboard Picture Guide as a single picture. At [praisefactory.org](http://praisefactory.org), go to DDD Bits and Pieces for a 22" x 28" poster size jpg of this picture guide if you want to create a large version.

## The Deep Down Detectives “Bible” Folder

This is a homemade folder that looks (kinda) like the cover of a Bible. You will use this to put the Bible verse, the Bible Story and storyboard pictures to help make the point that the truths you are teaching them come from the Bible.

### Supplies

1 piece of 22" x 28" posterboard (white is fine. Green or brown is nice)

Glue

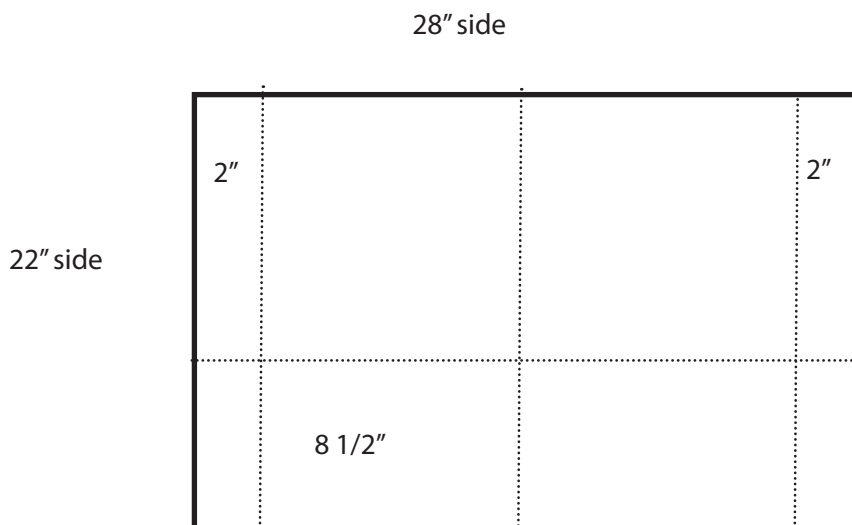
Stapler and staples or packing tape

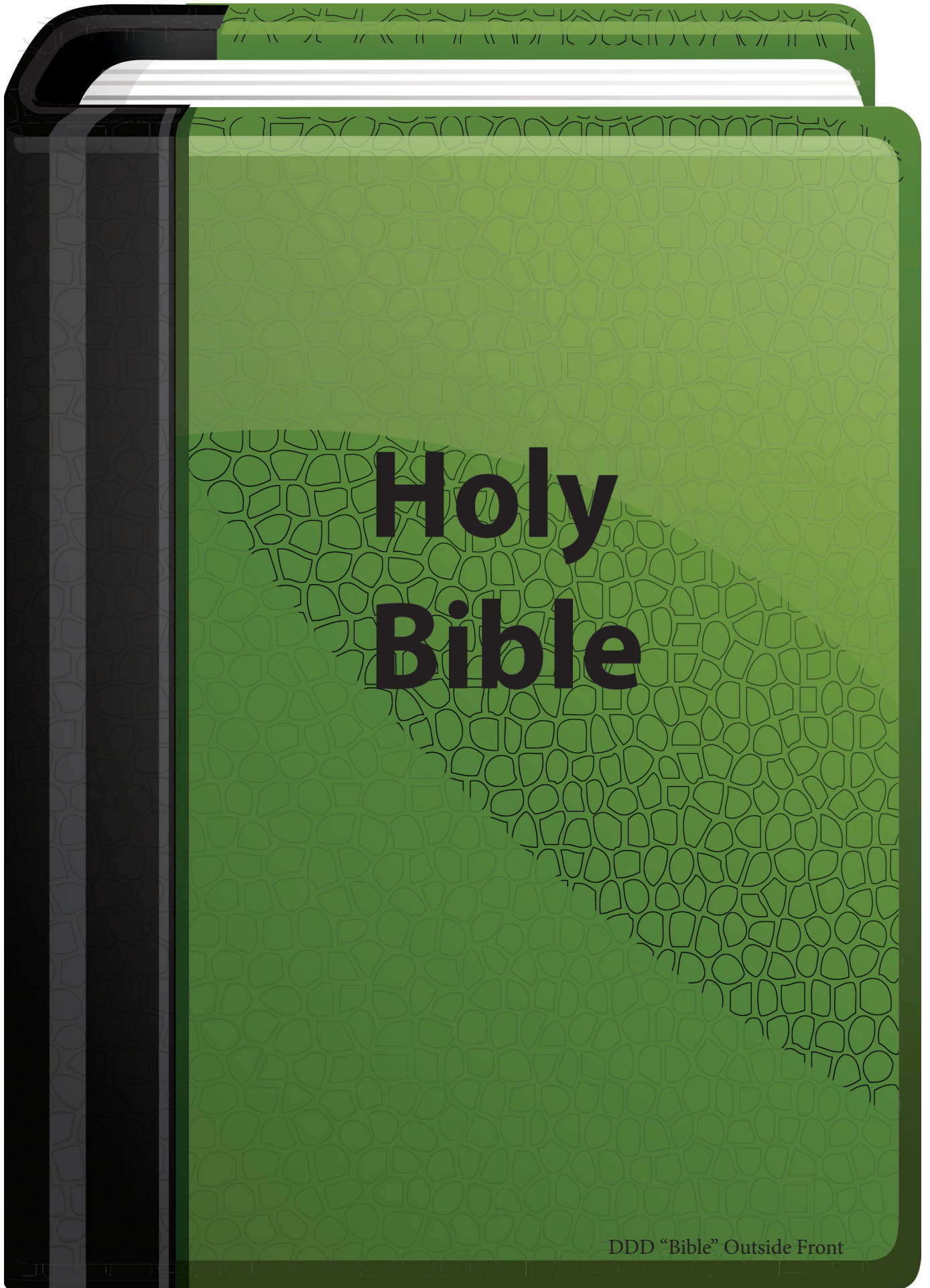
The Bible Cover pictures (see online with resources for this unit or from the back of each Deep Down Detectives Visual Aids book.)

NOTE: The Bible Cover pictures included in the Deep Down Detectives Visual Aids books cannot be created larger than 8.5" x 11". That means that they will be under-sized for a Bible Folder of the dimensions you are making. However, you can go online to the Deep Down Detectives curriculum and there is a pdf of a bigger version of these covers that will actually fit the size of this Deep Down Detectives “Bible” Folder.

### Directions

1. Lay out poster board with long side along the bottom.
2. Fold in 2" on each side.
3. Take packing tape and tape the folded in 2" flaps to the main section of the posterboard, all the way down.
3. Fold up 8 1/2" on the bottom of the poster board.
4. Use packing tape to tape this flap in place, all the way down.
5. Take scissors and snip through the tape where the flap is attached to the folder. This will give you a bit more room in the folder.
6. Fold the poster board in the middle to make the center fold.
7. Cut out the Bible Cover Pictures. If possible, laminate these. They will last longer.
- 8.. Glue the two cover pieces to the outside of the folder.





# Holy Bible

DDD "Bible" Outside Front







DDD "Bible" Outside Back



