

DEEP DOWN DETECTIVES

**Curriculum Resources
for Unit 13, Bible Truth 3:**



**Why Do God's People Keep
Believing in Him?**

It Is God's Sustaining Grace...

**Jesus Provides God's People
with Everything They Need
to Live for God!**

Session Prep (especially good for newbies!)

Pray!



Pray for the Holy Spirit to be at work in your and the children's hearts.

Review



If new to the curriculum, look at the **Getting Started with Deep Down Detectives section of the Core Curriculum book.** (p.5) It will be especially helpful to read through the Deep Down Detectives section of **The Praise Factory Tour: Extended Version Book.** This is a visual way to understand what goes on in the classroom. (A pdf of the book is found in the samples section on the website.)

Look through and Learn the Lesson



Read over **lesson plan.** Practice any **songs or action rhymes** you are using. Choose/make up motions to go with these. Choose less with younger children and more with older preschoolers. **Practice the lesson with the visual aids** and using the Big Question Box/Briefcase.

Read and Rehearse the Bible Story with Pictures



Read the Bible story from the Bible. Read the curriculum version. Practice telling it with the storyboard pictures. (If you have not previously laminated the story pictures, do that now.) Or, rehearse it from the Simple Story Scenes, if you are using those.

Let There Be Music



Download the music and listen to the songs. Choose which of the songs you will use with the children. If using live musicians, make sure they have the sheet music (Appendix A, Core Curriculum book).

Put the Props in Place



1. Prepare your Visual Aids. Put the Big Question, Unit Bible Truths, Bible Truth, Bible Verse, and Listening Assignment signs, as well as the Bible Story script in one side of the Bible folder.
2. Get out your storyboard. If using Simple Story Scenes, put these in your Bible Folder. Or, if using the individual storyboard figures, put all background pictures in place (they have a BG by the number). Put the rest of the storyboard pictures (these have a SB by the number) in order of use in the other side of the Bible folder.
3. Put the DDD Bible Folder as well as the Big Question sign in the Big Question Box/Briefcase and shut it. If your box/briefcase has locks and you want to use the unlocking the box as part of your session, lock it now....but make sure you have the key or know the code first.
4. Prepare the music CD or sheet music or mp3 device for use in your session.

Set Out Free Play Activities



Choose and set up free time activities you will use with the children. Choose a variety of different activities that will be enjoyed by different types of children. Rotate the activities you provide to keep them interesting and fresh to your children. (Suggestions in Appendix D, Core Curriculum books.)

Prepare Any Activities



Choose which (if any) of the Bible Truth games and crafts activities you want to use in the session. Bear in mind your time frame as well as the developmental abilities and attention span of your children as you decide which/how many to prepare. **Look over the Discussion Sheet** and choose a few questions you might use to spark discussion with the children as they do their activities (especially good for ages 3's+). Pray for God to give you opportunities to talk about these things with the children.

Let Them Take It with Them



Make copies of the craft/take home sheets, if you are not already using them as one of your activities. You may also want to make copies of the story (see take-home version of each story included in Appendix C with the other take home resources) to have for parents to use with their children at home. There's a link on each craft/take home sheet to the story, if you don't make hard copies.

Store It



After your session is over, collect the resources and store them for future use. This curriculum can be used over and over for years to come.

Unit 13: The God Who Sustains

UNIT OVERVIEW

All people enjoy many good things and suffer many bad or sad things in this world. Enjoying good things or going through bad things make some people turn away from God. They love the good things too much or get mad at God for the bad things that happen.

But that's not what happens with God's people. They have put their trust in Jesus. They want to love God most of all, even more than the good things they enjoy. They trust God and His good plans, even as they go through bad or sad things.

What makes the difference? It's God and His sustaining grace! That is, His gifts of strength to help us keep on believing in Him and living for Him. God will always give His people what they need! He wants them to depend on Him and He loves for them to ask for His help. He will never fail them. God will help you like this, too, if you turn away from your sins and put your trust in Jesus.

In this unit we will learn six ways God sustains His people.

UNIT BIBLE VERSE: Psalm 55:22

"Cast your cares on the LORD and he will sustain you; he will never let the righteous fall."

BIG QUESTION UNDER INVESTIGATION: Why Do God's People Keep Believing in Him?

ANSWER: It Is God's Sustaining Grace!

OPTIONAL Big Question 13 INTRODUCTION LESSON (Use Hide 'n' Seek Kids Unit 13 Material)

Story: The Case of the People Who Wouldn't Stop *Acts 17, 1 & 2 Thessalonians*

Bible Verse: Psalm 55:22

BIBLE TRUTH 1: God Alone Sustains His People (3 Lessons Available)

Story: The Case of the Impossible, Big, Bad, Scary News *Genesis 37:12-36; 39-50; Exodus 1-15*

Bible Verse: Jude 1:24-25

BIBLE TRUTH 2: God, the Father, Promises to Help His People (3 Lessons Available)

Story: The Case of the Really Bad Remember-ers

Exodus 5-15, 19-20, 24; Numbers 13-14; Joshua 1-5

Bible Verse: Psalm 54:4,7

➔ BIBLE TRUTH 3: Jesus Provides God's People with Everything They Need to Live for God

(3 Lessons Available)

The Case of the Man in the Middle *Leviticus 6,16; Matthew 27; Hebrews 1-5,9,10,18*

Bible Verse: Hebrews 4:15-16

BIBLE TRUTH 4: The Holy Spirit Works Inside of God's People (3 Lessons Available)

Story: The Case of the Foolish Forgetters *Galatians*

Bible Verse: Galatians 5:22,25

BIBLE TRUTH 5: The Word of God Feeds God's People (3 Lessons Available)

Story: The Case of the Confused Christians *Colossians*

Bible Verse: Deuteronomy 8:3

BIBLE TRUTH 6: God Uses His People to Strengthen and Comfort Each Other (3 Lessons Available)

Story: The Case of the Prayed-for Prisoner *Philippians*

Bible Verse: 2 Corinthians 1:3-4,10-1

Deep Down Detectives NIV Songs 13 Track Numbers

This is a listing of all songs mentioned in the unit curriculum. You may or may not choose to use all of the songs. They are listed in easy-reference order--NOT in the order used in the curriculum.

You may choose to simply burn a CD/load them onto an mp3 device in this order. Or, you may want to do what we do: choose the songs we want to use and create a play list of them in that order. Then, we burn a CD/upload the play list onto an mp3 device. A teacher only has to click forward to the next song, instead of hunting for the right track. The track number have been included as part of the title of each song, teachers will still have a reference to the track number listed in the curriculum (same as those listed below), even if you change the order on your customized play list.

SONGS USED EVERY UNIT OF THE CURRICULUM

- 1 The Classroom Song v.1
- 2 The Classroom Song v.2
- 3 The Classroom Song v.3
- 4 The Classroom Song v.4
- 5 Deep Down Detectives Theme Song
- 6 The Classroom Rules Song
- 7 Let's Pray Song
- 8 The Big Question Box Song
- 9 The Bible Chant Song
- 10 ACTS Prayer Song (Short Version)
- 11 ACTS Prayer Song (Full Version)

Why the Extra Songs?

Deep Down Detectives is a curriculum used by a wide age-span of kids. Sometimes one of the other songs is a better fit for your kids. Or, you may simply want to teach them more songs on the same Bible Truth. Use as many or as few as you want.

UNIT 13: THE GOD WHO SUSTAINS

- 12 Big Q & A 13 Song
- 13 Big Question 13 Song: Why Do God's People Keep Believing in Him?
- 14 Big Question 13 Bible Verse Song: Cast Your Cares on the LORD Psalm 55:22, NIV 1984
- 15 Big Question 13 Bible Verse Song: The LORD Your God Is with You Zephaniah 3:17, NIV 1984
- 16 Big Question 13 Hymn: Jesus Paid It All, v.1
- 17 Big Question 13 Praise Song: I Will Sing of the Mercies

Why Do God's People Keep Believing in Him? It's God's Sustaining Grace...

Bible Truth 1: God Alone Sustains His People

- 18 Bible Verse: To Him Who Is Able Jude 1:24-25, NIV 1984
- 19 Extra Bible Verse: Jude Doxology Jude 1:24-25, NIV 1984

Bible Truth 2: God, the Father, Promises to Help His People

- 20 Bible Verse: Surely God Is My Help Psalm 54:4,7, NIV 1984

Bible Truth 3: Jesus Provides God's People with Everything They Need to Live for God

- 21 Bible Verse: Let Us Then Approach Hebrews 4:16, NIV 1984

Bible Truth 4: The Holy Spirit Works Inside of God's People

- 22 Bible Verse: Now It Is God 2 Corinthians 1:21-22, NIV 1984
- 23 Extra Bible Verse: The Fruit of the Spirit Galatians 5:22,25, NIV 1984
- 24 Extra Bible Verse: I Will Give You a New Heart Ezekiel 36:26, NIV 1984

Bible Truth 5: The Word of God Feeds God's People

- 25 Bible Verse: He Humbled You Deuteronomy 8:3, NIV 1984

Bible Truth 6: God Uses His People to Strengthen and Comfort Each Other

- 26 Bible Verse: Praise Be to the God and Father 2 Corinthians 1:3-4,10-11, NIV 1984
- 27 Extra Bible Verse: Let Us Hold Unswervingly Hebrews 10:23-25 NIV 1984

Big Question 13, Bible Truth 3 Overview: Key Concepts

p.1

Unit 13: The God Who Sustains

Unit Big Question (and Answer): Why Do God's People Keep Believing in Him? It Is God's Sustaining Grace!

Unit Bible Verse: "Cast your cares on the LORD and he will sustain you; he will never let the righteous fall."
--Psalm 55:22

Bible Truth 3 Concept: It Is God's Sustaining Grace... Jesus Provides God's People with Everything They Need to Live for God!

God wants His people to love Him and live for Him. He wants them to love Him with all their heart, mind, and strength. He wants them to love others as themselves. He wants them to be holy, like He is holy.

God's people want to love God and live for Him. They know that they bring glory to God when they do, and they want to bring Him glory that more than anything else. But God's people are sinners with sinful hearts. They are often afraid, weak, and tempted to disobey God. How can they ever live the lives God wants them to live?

Jesus is how! God not only saved His people through Jesus, but He also promises to give them everything they need to live the lives He wants them to live through Jesus. The Bible tells us that right now in heaven, Jesus is always praying for God's people that they would glorify God and fulfill God's plans for their lives. Jesus' prayers for God's people are always answered with a yes! Jesus will always give them everything they need for life and godliness. It is His promise. What a wonderful Savior Jesus is! We can become God's people and receive all that we need to love and serve God, too, when we turn away from our sins and trust in Jesus as our Savior.

Bible Truth 3 Bible Verse: Hebrews 4:15-16

"For we do not have a high priest who is unable to sympathize with our weaknesses, but we have one who has been tempted in every way, just as we are--yet was without sin. Let us then approach the throne of grace with confidence, so that we may receive mercy and find grace to help us in our time of need."

Learn a Little "Let us approach the throne of grace with confidence, that we may find help in time of need."

Meaning

Jesus reigns in heaven as the king over all creation and as the high priest for God's people. What does Jesus do for God's people as their high priest? He listens to their prayers and understands how hard it can be to say "no" to disobeying God. He prays for them, and He promises to give them everything they need to live for God and do all He wants them to do.

God's people know they can always pray and ask Jesus to help them. They know He loves to help them in their weakness. He loves to give them the strength they need to love God and live for Him. That's why they go boldly and confidently to Jesus with their prayers. He will always help them! We can be God's people, too, when we turn away from our sins and trust in Jesus as our Savior.

Bible Truth 3 ACTS Prayer

- A** Jesus, we praise You for being the Son of God, the Giver of all the grace God's people need to live God's way.
- C** We confess that many times we don't want to do what You want us to do, or we feel too weak to do it. We forget that if we are God's people (those who turn away from their sins and trust in Jesus), we can depend on Jesus to always give us the grace we need to live God's way. We need You to be our Savior!
- T** Thank You, Jesus, for always giving Your people the grace they need to live God's way. Thank You for promising to be praying for all who trust in You, even now, as You rule in heaven.
- S** Work in our hearts that we would turn from our sins and trust in You, Jesus, as our own Savior. Help us to love one another, and to love God God and live for Him, every day of our lives.
In Jesus' name we pray, Amen.

Big Question 13, Bible Truth 3 Overview: Key Concepts

p.2

Bible Truth 3 Story

The Case of the Man in the Middle

Leviticus 6,16; Matthew 27; Hebrews 1-5,9,10,18

Songs Used in Bible Truth 3

Big Q & A 13 Song

Big Question 13 Song: Why Do God's People Keep Believing in Him?

Big Question 13 Bible Verse Song: Cast Your Cares on the LORD Psalm 55:22, NIV 1984


Big Question 13 Extra Bible Verse Song: The LORD Your God Is with You Zephaniah 3:17, NIV 1984


Big Question 13 Hymn: Jesus Paid It All, v.1

Big Question 13 Praise Song: I Will Sing of the Mercies


Bible Truth 3 Bible Verse: Let Us Then Approach Hebrews 4:16, NIV 1984

1. GETTING STARTED

 = follow the stars for a short & simple lesson plan

<p>Intake Activity Ideas</p>	<p>Choose one of these open-ended activities to include children as they join the class:</p>																								
<p>Free Play Time <i>suggestions in Appendix D</i></p>	<p> Offer your own or some of the easy-to-make, free play activities suggested in Appendix D.</p>																								
<p>OR Sing-along Music Time <i>lyrics and sheet music, Appendix A</i></p>	<p>Music from Deep Down Detectives (DDD) NIV Songs 13:</p> <table border="0"> <tr> <td>Big Q & A 13 Song</td> <td style="text-align: right;"><i>DDD NIV Songs 13, track 12</i></td> </tr> <tr> <td>Big Question 13 Song</td> <td style="text-align: right;"><i>DDD NIV Songs 13, track 13</i></td> </tr> <tr> <td>Big Question 13 (Unit) Bible Verse Song:</td> <td></td> </tr> <tr> <td> Cast Your Cares on the LORD Psalm 55:22, NIV 1984</td> <td style="text-align: right;"><i>DDD NIV Songs 13, track 14</i></td> </tr> <tr> <td>Extra Big Question 13 (Unit) Bible Verse Song:</td> <td></td> </tr> <tr> <td> The LORD Your God Is with You Zephaniah 3:17, NIV 1984</td> <td style="text-align: right;"><i>DDD NIV Songs 13, track 15</i></td> </tr> <tr> <td>Big Question 13 Hymn:</td> <td></td> </tr> <tr> <td> Jesus Paid It All, v.1</td> <td style="text-align: right;"><i>DDD NIV Songs 13, track 16</i></td> </tr> <tr> <td>Big Question 13 Praise Song:</td> <td></td> </tr> <tr> <td> I Will Sing of the Mercies</td> <td style="text-align: right;"><i>DDD NIV Songs 13, track 17</i></td> </tr> <tr> <td>Bible Truth 3 Bible Verse Song:</td> <td></td> </tr> <tr> <td> Let Us Then Approach Hebrews 4:16, NIV 1984</td> <td style="text-align: right;"><i>DDD NIV Songs 13, track 21</i></td> </tr> </table> <p><i>Add more fun to Sing-along Music Time by adding a Music, Movement & Memory Activity. These activities are listed on p.10 of this lesson plan with the Response Activities. Instructions found in Appendix B.</i></p>	Big Q & A 13 Song	<i>DDD NIV Songs 13, track 12</i>	Big Question 13 Song	<i>DDD NIV Songs 13, track 13</i>	Big Question 13 (Unit) Bible Verse Song:		Cast Your Cares on the LORD Psalm 55:22, NIV 1984	<i>DDD NIV Songs 13, track 14</i>	Extra Big Question 13 (Unit) Bible Verse Song:		The LORD Your God Is with You Zephaniah 3:17, NIV 1984	<i>DDD NIV Songs 13, track 15</i>	Big Question 13 Hymn:		Jesus Paid It All, v.1	<i>DDD NIV Songs 13, track 16</i>	Big Question 13 Praise Song:		I Will Sing of the Mercies	<i>DDD NIV Songs 13, track 17</i>	Bible Truth 3 Bible Verse Song:		Let Us Then Approach Hebrews 4:16, NIV 1984	<i>DDD NIV Songs 13, track 21</i>
Big Q & A 13 Song	<i>DDD NIV Songs 13, track 12</i>																								
Big Question 13 Song	<i>DDD NIV Songs 13, track 13</i>																								
Big Question 13 (Unit) Bible Verse Song:																									
Cast Your Cares on the LORD Psalm 55:22, NIV 1984	<i>DDD NIV Songs 13, track 14</i>																								
Extra Big Question 13 (Unit) Bible Verse Song:																									
The LORD Your God Is with You Zephaniah 3:17, NIV 1984	<i>DDD NIV Songs 13, track 15</i>																								
Big Question 13 Hymn:																									
Jesus Paid It All, v.1	<i>DDD NIV Songs 13, track 16</i>																								
Big Question 13 Praise Song:																									
I Will Sing of the Mercies	<i>DDD NIV Songs 13, track 17</i>																								
Bible Truth 3 Bible Verse Song:																									
Let Us Then Approach Hebrews 4:16, NIV 1984	<i>DDD NIV Songs 13, track 21</i>																								
<p>OR Bible Verse Memory Game <i>instructions found in Appendix B</i></p>	<p>Lesson 1 Game: Slap, Clap and Stack Lesson 2 Game: Simon Says How Lesson 3 Game: Roll 'n' Toss</p> <p><i>These activities are also included on p.10 of this lesson plan with the Response Activities.</i></p>																								

2. OPENING CIRCLE TIME (introduce the Bible Truth and tell the related Bible story)

<p>Gathering the Children <i>lyrics and sheet music, Appendix A</i></p>	<p><i>Sing verse 1 of The Classroom Song to gather the children for Circle Time.</i></p> <p>The Classroom Song, verse 1 <i>DDD NIV Songs 13, track 1</i> Let's gather together to worship God, Let's gather together to worship God, Let's gather together to worship God, Come gather here with me!</p>
<p>Welcome to Deep Down Detectives</p>	<p> "Welcome to Deep Down Detectives. We're so glad you've joined us! Detectives are people who look for answers to questions. In Deep Down Detectives, we look for answers to big questions about God. We dig deep down in the truths of God's Word to find them."</p>

2. OPENING CIRCLE TIME, continued



= follow the stars for a short & simple lesson plan

<p>Deep Down Detectives Theme Song</p> <p><i>Lyrics and sheet music, Appendix A</i></p>	<p>"Let's sing our Deep Down Detectives Theme Song."</p> <p>★ Deep Down Detectives Theme Song <i>DDD NIV Songs 13, track 5</i></p> <p>We're Deep Down Detectives, diggin' deep in God's Word, For truths about God and His plans for this world, We're seeking to love Him, with all of our heart, We're Deep Down Detectives! Come on! Let's start!</p>
<p>Classroom Rules Song</p> <p><i>Lyrics and sheet music, Appendix A</i></p>	<p>There are two very important things that Deep Down Detectives do together: we worship God and we love one another. Our Classroom Rules Song reminds us how we should act. Let's sing it."</p> <p>Classroom Rules Song <i>DDD NIV Songs 13, track 6</i></p> <p>Shh, be quiet while someone is talking, Raise your hand, if you have something to say, Don't touch your friend, sitting beside you, Obey your teachers, Be kind as you play. These are our classroom rules, These are our classroom rules, They help us worship God and love one another, These are our classroom rules.</p>
<p>Opening Prayer Time</p> <p><i>Lyrics and sheet music, Appendix A</i></p>	<p>"Children, we need God's help to keep these rules. Let's ask Him to help us right now. Let's get ready and pray."</p> <p>Let's Pray <i>DDD NIV Songs 13, track 7</i></p> <p>1-2-3! Fold your hands, Bow your head, Close your eyes. Let's pray! (<i>repeat</i>)</p> <p>"Let's pray:"</p> <p>★ Opening Prayer</p> <p>Dear Lord, We're so glad to get to gather together to worship You! Please help us keep the classroom rules. Please help us to love You and learn about You today. In Jesus' name we pray. Amen.</p>

2. OPENING CIRCLE TIME, continued

★ = follow the stars for a short & simple lesson plan

Reveal the Big Question
Introduce the Big Question Box/Briefcase

lyrics and sheet music, Appendix A

“Detectives INVESTIGATE things. That means they ask questions and look for answers. Deep Down Detectives investigate big questions about God. The Big Question we are investigating today is right inside our Big Question Box/Briefcase.

The Big Question Box Song

DDD NIV Songs 13, track 8

We’ve got a big box,
All closed up and locked,
Filled with the truths of God’s Word.

We’ve got a brief case,
There’s no time to waste,
Come on, kids, let’s open it up!

The Big Question under Investigation

VISUAL take out AID



of BQB

Big Question & Answer Sign, front side

**found in the DDD Unit 13 Visual Aids, NIV Book*

Ok, who would like to open for me and pull out the Big Question?”

Choose a child to open the box/briefcase, take out the Big Question and hand it to you, then hold up the Big Question sign for all the children to see, and say:

★ The Big Question we are investigating today is Big Question Number 13:

Why Do God’s People Keep Believing in Him?

and the Answer is:

It Is God’s Sustaining Grace!

Big Question Meaning

★ All people enjoy many good things and suffer many bad or sad things in this world. Enjoying good things or going through bad things make some people turn away from God. They love the good things too much or get mad at God for the bad things that happen.

But that’s not what happens with God’s people. They have put their trust in Jesus. They want to love God most of all, even more than the good things they enjoy. They trust God and His good plans, even as they go through bad or sad things.

What makes the difference? It’s God and His sustaining grace! That is, His gifts of strength to help us keep on believing in Him and living for Him. God will always give His people what they need! He wants them to depend on Him and He loves for them to ask for His help. He will never fail them. God will help you like this, too, if you turn away from your sins and put your trust in Jesus.

Big Question Songs ★ “Let’s sing our Big Question Song:

Big Q & A 13 Song

lyrics and sheet music, Appendix A

Big Q & A 13 Song

DDD NIV Songs 13, track 12

(adapted version of “On Top of Old Smoky”)

Why do God’s people keep believing in God?
And why do God’s people keep living for Him?
Because God sustains them, yes, God alone,
That’s why God’s people keep believing in God.

2. OPENING CIRCLE TIME, continued



= follow the stars for a short & simple lesson plan

Learning about the Big Question



Repeat the Big Question and Answer again:

“Why Do God’s People Keep Believing in Him? It is God’s Sustaining Grace!”

Say: “Hmmm, I wonder what that means... Let’s do our action rhyme (or sing our song) that explains it.”

Then sing the song using any of the optional motions suggested, if desired.

Big Question (Action Rhyme) Song



lyrics and sheet music, Appendix A

Big Question 13 (Action Rhyme) Song

DDD NIV Songs 13, track 13

(POSSIBLE ACTIONS)

Why do God’s people keep believing in Him?

What keeps them going?

Why do they persevere?

There’s just one reason for their lasting faith,
It is grace, God’s sustaining grace,

Hold up one finger

Point up to God in heaven

That’s why God’s people say:

“I’m gonna keep on believing in God,

I’m gonna keep on living for Him,

Yes, I’m gonna keep on believing in God,

And It’s all thanks to Him, thanks to Him.

Point up to God in heaven

Raise hands up in praise

God sustains His people in many ways,

His Spirit works inside them

As they read His Word and pray,

He gives them faith to keep in trusting in Him,

To keep on living for Him to the very end.

Touch heart

Make open Bible with open palms,

Make prayer hands

That’s why God’s people say:

“I’m gonna keep on believing in God,

I’m gonna keep on living for Him,

Yes, I’m gonna keep on believing in God,

And It’s all thanks to Him, thanks to Him.

Point up to God in heaven

Raise hands up in praise

2. OPENING CIRCLE TIME, continued

★ = follow the stars for a short & simple lesson plan

Learning the Bible Truth

VISUAL take out
AID



of BQB

VISUAL AID

All the Bible Truths Sign

★ "It Is God's Sustaining Grace" is a good beginning, but there's so more to learn. So it's time for us to dig down even deeper for more answers to our Big Question about God. We're going to be learning **SIX** Bible truths that all tell us more about God's sustaining grace.

Who would like to hand me the picture with our six Bible truths on it? It's in the Big Question Box/Briefcase." *Choose a child to get it and hand it to you, then hold it up and show them the pictures of the six truths they will be learning.*

Bible Truth Clue

VISUAL take out
AID



of BQB

Bible Truth Clue Sign,
front side
VISUAL AID

After everyone has had a good look, say...

"Ok, we've learned two truths about how God sustains His people. They are: "God Alone Sustains His People" and, "God, the Father, Promises to Help His People." (point to pictures as you identify each Bible Truth). Now let's look at our Bible Truth Clue sign and see if we can figure out which of these six truths we will be learning about today. Who would like to get it out of the Big Question Briefcase for me?"

Choose a child to open the briefcase, take out the Bible Truth Clue sign and hand it to you. Hold up the front side for the children to see. Cover up the answer, written along the bottom, and say:

**"Why Do God's People Keep Believing in Him?
It Is God's Sustaining Grace!
Jesus Provides God's People with Everything They Need to ???? for God!"**

We're missing one word. Here's the hint to what the missing word is. It says: "This word means to try to please God with your whole life. It starts with an "L" and it rhymes with "give."

Hint

Can you guess? It's "LIVE."

So, the Bible Truth we are learning today is:
(uncover answer from bottom of sign, show it to them and say:)

★ **"Why Do God's People Keep Believing in Him?
It Is God's Sustaining Grace!
Jesus Provides God's People with Everything They Need to LIVE for God!"**

And here is what this Bible Truth means: *(read the meaning off of the back of the sign, say:)*

Bible Truth Meaning

★ God wants His people to love Him and live for Him. He wants them to love Him with all their heart, mind, and strength. He wants them to love others as themselves. He wants them to be holy, like He is holy.

God's people want to love God and live for Him. They know that they bring glory to God when they do, and they want to bring Him glory that more than anything else. But God's people are sinners with sinful hearts. They are often afraid, weak, and tempted to disobey God. How can they ever live the lives God wants them to live?

Jesus is how! God not only saved His people through Jesus, but He also promises to give them everything they need to live the lives He wants them to live through Jesus. The Bible tells us that right now in heaven, Jesus is always praying for God's people that they would glorify God and fulfill God's plans for their lives. Jesus' prayers for God's people are always answered with a yes! Jesus will always give them everything they need for life and godliness. It is His promise. What a wonderful Savior Jesus is! We can become God's people and receive all that we need to love and serve God, too, when we turn away from our sins and trust in Jesus as our Savior.

2. OPENING CIRCLE TIME, continued



= follow the stars for a short & simple lesson plan

Learning the Bible Verse

"And how do I know this is true? God tells me so in His special book, the Bible."

The Bible Chant Song

Say or sing the Bible Chant Song.

lyrics and sheet music, Appendix A

The Bible Chant Song

DDD NIV Songs 13, track 9

The Bible, the Bible,
Let's get out the Bible.
Let's hear what God has to say.
The Bible, the Bible,
God's given us the Bible.
It's His Word for us to learn and obey! Yay!

Bible Verse

DDD 13.2 Bible Verse-front side (in the DDD Bible folder)

VISUAL AID Place verse in take out



*found in the DDD Unit 13 Visual Aids, NIV Book

"Who would like to get our Bible folder out of the Big Question Briefcase for me?"

Choose a child to open the briefcase, take out the "Bible" folder and hand it to you. Remove the Bible Verse Picture from the "Bible" folder and hold it up for all the children to see, then say:

Hebrews 4:15-16 tells us:



Hebrews 4:15-16

"For we do not have a high priest who is unable to sympathize with our weaknesses, but we have one who has been tempted in every way, just as we are--yet was without sin. Let us then approach the throne of grace with confidence, so that we may receive mercy and find grace to help us in our time of need."

Learn a Little: "Let us then approach the throne of grace with confidence, so that we may receive mercy and find grace to help us in our time of need."

Bible Verse Meaning



What does that mean?

Jesus reigns in heaven as the king over all creation and as the high priest for God's people. What does Jesus do for God's people as their high priest? He listens to their prayers and understands how hard it can be to say "no" to disobeying God. He prays for them, and He promises to give them everything they need to live for God and do all He wants them to do.

God's people know they can always pray and ask Jesus to help them. They know He loves to help them in their weakness. He loves to give them the strength they need to love God and live for Him. That's why they go boldly and confidently to Jesus with their prayers. He will help them. He will always help them!

We can be God's people, too, when we turn away from our sins and trust in Jesus as our Savior.

2. OPENING CIRCLE TIME, continued

★ = follow the stars for a short & simple lesson plan

**Bible Verse
Song**

*lyrics and sheet music,
Appendix A*

We've said our Bible verse, now let's sing it!

Let Us Then Approach: Hebrews 4:16

DDD NIV Songs 13, track 21

Then us then approach,
Approach the throne of grace,
With confidence, with confidence,
So we may receive mercy and find grace,
To help us in our time of need.
Then us then approach,
Then us then approach,
Then us then approach,
The throne of grace,
Hebrews Chapter Four, sixteen.

2. OPENING CIRCLE TIME, continued



= follow the stars for a short & simple lesson plan

<p>Getting into the Case</p>	<p>"Now it's time to do a bit more deep down investigating. Let's see what Detective Dan wants us to help him figure out. Would someone like to get it out for me?"</p>
<p>Listening Assignments</p> <p>Place in  take out  of BQB</p>	<p>NOTE: Listening assignments are most suitable for ages 3+. Skip straight to the Bible story (see bottom of this page), if working with 2 year olds.</p> <p>"Let's open up our listening assignment and see what we are supposed to figure out today.</p> <p>Choose a child to take out the Listening Assignment (from the DDD Bible Folder) and hand it to you. Read Detective Dan's letter to the children that includes the listening assignment. The listening assignments are summarized below:</p>
<p>VISUAL AID</p> <p></p> <p>DDD Unit 13 Visual Aids, NIV</p>	<p>Detective Dan's Lesson #1 Listening Assignment:</p> <p>I need to know:</p> <ol style="list-style-type: none"> 1. What one Man stood in the middle between God and people, so they could become God's people? What worship gift did He offer up to God to make this happen? 2. What is that Man doing even now for God's people?
<p>VISUAL AID</p> <p></p> <p>DDD Unit 13 Visual Aids, NIV</p>	<p>Detective Dan's Lesson #2 Listening Assignment:</p> <p>Our Bible Verse is Hebrews 4:15-16:</p> <p>"For we do not have a high priest who is unable to sympathize with our weaknesses, but we have one who has been tempted in every way, just as we are--yet was without sin. Let us then approach the throne of grace with confidence, so that we may receive mercy and find grace to help us in our time of need."</p> <p>I need to know:</p> <ol style="list-style-type: none"> 1. Who is the great high priest who offered the final worship gift for God's people? 2. What is He doing for God's people now?
<p>VISUAL AID</p> <p></p> <p>*Listening Assignment #3 includes the Assignment Sheet, plus 6 clue pictures*</p> <p>DDD Unit 13 Visual Aids, NIV</p>	<p>Detective Dan's Lesson #3 Listening Assignment:</p> <p>I found six clues, but two of them are NOT in the story. They are: white clothes, rug, ladybug, sinful heart, worship gift, and a cross. Hold each of them up for the children to see as you identify them.</p> <p>I need to know:</p> <ol style="list-style-type: none"> 1. Which four belong in the story and which two don't? 2. Who is always asking God to help God's people?
<p>Tell the Bible Story</p> <p>Place story & pics in  take out  of BQB</p> <p>DDD Unit 13 Visual Aids, NIV</p> <p>Story text included in this book right after this lesson plan and in Visual Aids book</p>	<p>Then say, "Ok, Deep Down Detectives! Put on your best listening ears and see if you can hear the answers to Detective Dan's questions. When I finish telling the story, we will see if we can answer all the questions."</p> <p>Bible Story: The Case of the Man in the Middle</p> <p>Leviticus 6,16; Matthew 27; Hebrews 1-5,9,10,18</p> <p>Read the Bible Truth story, putting up the storyboard pictures as you tell it. Then, have the children answer the listening assignment. Present the gospel and lead in prayer.</p> <p>*Answers to questions; the gospel; and, ACTS prayer are included with the story text.*</p>

2. OPENING CIRCLE TIME, continued

★ = follow the stars for a short & simple lesson plan

<p>Story Response Song(s)</p> <p>Hymn</p> <p><i>lyrics and sheet music, Appendix A</i></p>	<p><i>As attention span and time allow, you might want to end with one of the following songs which also tie in with the unit. If desired, use the Music and Movement activity ideas while singing (listed with the Response Activities).</i></p> <p>Jesus Paid It All <i>DDD NIV Songs 13, track 16</i></p> <p>Verse 1 I hear the Savior say, "Thy strength indeed is small, Child of weakness, watch and pray, Find in Me thine all in all."</p> <p>Refrain Jesus paid it all, All to Him I owe; Sin had left a crimson stain, He washed it white as snow.</p> <p>Tie-in: "What a mighty, loving Savior is Jesus to those who trust in Him! He paid for all their sins on the cross. He cleans their hearts of sin. He saves them so they can be God's people. But that's not all! He gives them the strength to do everything God wants them to do. Yes, they may be weak, but Jesus is so strong! They pray to Him for help, and He will always give them the help they need. God's people praise their wonderful Savior! They owe everything to Him!"</p>
--	---






<p>Praise Song</p> <p><i>lyrics and sheet music, Appendix A</i></p>	<p>Praise Song: I Will Sing of the Mercies <i>DDD NIV Songs 13, track 17</i></p> <p>I will sing of the mercies of the Lord forever, I will sing, I will sing, I will sing of the mercies of the Lord forever, I will sing of the mercies of the Lord.</p> <p>With my mouth will I make known Thy faithfulness, Thy faithfulness, With my mouth will I make known Thy faithfulness to all generations.</p> <p>Tie-in: "Mercy is treating someone with love and kindness that they do not deserve. God's people love to sing of the Lord's mercy to them! He has taken away all their sins through His Son, Jesus! He has been faithful to them every day of their lives. He always gives them what they need. God's people know that God will go on being faithful to them forever and ever. No wonder they want to praise Him! No wonder they want to use their mouths to tell others about Him!"</p>
--	--

3. TAKING ACTION: Response Activities *(choose from among these activities)*

<p>Transition to Activities</p>	<p>★ Well, Deep Down Detectives, you've done a great job diggin' deep down for answers in the truths of God's Word. Now it's time to enjoy some activities."</p> <p><i>Tell children what activity/s you are providing for them: either free play or some of the response activities listed below. When you are ready to dismiss them, use this song to help the children transition in an orderly fashion to their next activity.</i></p>
--	--




<p>Classroom Song, verse 2</p> <p><i>lyrics and sheet music, Appendix A</i></p>	<p>"Children, let's sing our Time to Play Song. When we are finished you may get up and walk over to our next activity."</p> <p>Classroom Song, verse 2 <i>DDD NIV Songs 13, track 2</i></p> <p>We've gathered together to worship God, We've gathered together to worship God, And now it's time to play.</p> <p><i>Dismiss the children to whatever activities you have prepared for them to do.</i></p>
--	--

3. TAKING ACTION: Response Activities (choose from among these activities) ★ = short & simple lesson plan

<p>Response Activities</p>	<p>Choose one or more activities appropriate for your children, based on classroom time and developmental needs. Add the Discussion Sheet to any activity for deeper learning. ★</p>
<p>Bible Verse Memory Game</p> <p><i>game directions, Appendix B</i></p>	<p>Though listed with the opening activities, you may choose to use this Bible verse game here instead (or as a repeat).</p> <ul style="list-style-type: none"> Lesson 1 Game: Slap, Clap and Stack Lesson 2 Game: Simon Says How Lesson 3 Game: Roll 'n' Toss <p>Use the Discussion Sheet with this activity for even deeper learning ★</p>  <p>Discussion Questions</p>
<p>Music, Movement & Memory Activity</p> <p><i>game directions, Appendix B</i></p>	<p>A music activity that uses the songs from the Bible Truth and Big Question unit.</p> <ul style="list-style-type: none"> DDD Songs for this Bible Truth, plus: Lesson 1 Activity: Block Clappers Lesson 2 Activity: Lullabies, Bells and Lions Lesson 3 Activity: Musical Squares <p>Use the Discussion Sheet with this activity for even deeper learning ★</p>  <p>Discussion Questions</p>
<p>Bible Story Review Game</p> <p><i>game directions, Appendix B</i></p>	<p>A game that uses the storyboard pictures from the story to review the story.</p> <ul style="list-style-type: none"> Lesson 1 Game: Take Me through the Tunnel Lesson 2 Game: Missing in Action Lesson 3 Game: Treasure Hunt <p>Use the Discussion Sheet with this activity for even deeper learning ★</p>  <p>Discussion Questions</p>
<p>Coloring Pages/ Take Home Sheets</p> <p><i>in Appendix C</i></p> <p>★</p>	<p>A coloring page related to the lesson assignment question is provided for each lesson. On the back of each are the key concepts, a few questions and a song for parents to use with their children.</p> <p>NOTE: Upgrade your coloring sheet to a more interesting craft by offering simple embellishments, such as jiggly eyes, craft sand, glitter, glitter glue, colored paper dots (made with a hole punch), fabric scraps, etc. Make cut-to-size glued-on clothes, hair, etc for characters by using a copy of the coloring sheet, cutting out the selected portions and making them the patterns for whatever you want to cut out of fabric, paper, foil, etc.</p> <ul style="list-style-type: none"> Lesson 1 Coloring Sheet Emphasis: Bible Truth Lesson 2 Coloring Sheet Emphasis: Bible Verse Lesson 3 Coloring Sheet Emphasis: ACTS Prayer <p>Use the Discussion Sheet with this activity for even deeper learning ★</p>  <p>Discussion Questions</p>
<p>Extra Crafts: Big Question Craft <i>in Appendix C</i></p> <p>Bible Verse Craft <i>in Appendix C</i></p> <p>Bible Story Puzzle <i>in Appendix C</i></p>	<p>These crafts are slightly more complex than the coloring/take home sheets:</p> <p>The Bible Concept Go-and-Tell Craft is a craft that summarizes the Bible concept and includes the Bible verse is included for those desiring more than a coloring sheet. This more complex craft will involve gluing, sticking, etc. Can be used at any time.</p> <p>The Bible Story Coloring Sheet provides a tie in between the Bible story and the Bible truth they are learning.</p> <p>The Storyboard Picture Placement Page has been made into a puzzle that can be cut out and re-assembled by the children. This provides a nice summary of the story.</p> <p>Use the Discussion Sheet with these activities for even deeper learning ★</p>  <p>Discussion Questions</p>
<p>Free Play Activities ★ <i>ideas in Appendix D</i></p>	<p>Offer your own or some of the easy-to-make, free play activities suggested in Appendix D.</p>

4. CLOSING CIRCLE TIME *(End-of-session activities for the last 5-10 minutes of class time)*

 = short & simple lesson plan

<p>Transition to Closing Circle</p> <p>Classroom Song, verse 3</p> <p><i>lyrics and sheet music, Appendix A</i></p>	<p><i>Use this song to help the children transition in an orderly fashion. Start singing this song and ask the children to gather with you for Closing Circle Time.</i></p> <p>Classroom Song, verse 3 <i>DDD NIV Songs 13, track 3</i></p> <p>It's time to get ready to go and tell, It's time to get ready to go and tell, Come gather here with me.</p>
<p>Closing Circle Time</p> <p>Classroom Song, verse 4</p> <p><i>lyrics and sheet music, Appendix A</i></p>	<p><i>When children are settled in the circle, say:</i></p> <p>"It's almost time for your parents to come pick you up. And do you know what that means? It means.... (draw this out to build anticipation and excitement)...that it's almost time to go home and....it's almost time to...Go and Tell! We have learned some big news about God today. God wants us to take and tell it to the whole world!"</p> <p>Classroom Song, verse 4 <i>DDD NIV Songs 13, track 4</i></p> <p>So what's our big news to go and tell, So what's our big news to go and tell, Can you tell me now?</p>
<p>Big News to Tell</p> <p>Big Question 13</p> <p><i>VISUAL AID</i></p> <p></p> <p><i>*found in DDD Unit 13 Visual Aids, NIV Book</i></p> <p><i>lyrics and sheet music, Appendix A</i></p> <p>Big Question 13, Bible Truth 2</p> <p><i>VISUAL AID</i></p> <p></p>	<p>"Let's see....there's so much big news to tell! There's so much we've learned!</p> <p>First of all, can you tell me the answer to our Big Question: "Why Do God's People Keep Believing in Him?" <i>Hold up the Bible Truth Clue Picture.</i></p> <p>Say the answer with me: "It Is God's Sustaining Grace!"</p> <p><i>(If desired, you can sing one/both of the Big Question songs.)</i> <i>DDD NIV Songs 13, tracks 12,13</i></p> <p>And what's one way He does this? What did we learn? <i>Point to the picture.</i></p> <p>Jesus Provides God's People with Everything They Need to Live for God!</p> <p>"And how do I know this is true? Can you tell me? Say it with me: "The Bible tells me so!" That's right!</p>
<p>Big Question 13, Bible Truth 2 Bible Verse</p> <p><i>VISUAL AID</i></p> <p></p> <p><i>*found in the DDD Unit 13 Visual Aids, NIV Book</i></p> <p><i>lyrics and sheet music, Appendix A</i></p>	<p>We learned: Hebrews 4:15-16</p> <p>"For we do not have a high priest who is unable to sympathize with our weaknesses, but we have one who has been tempted in every way, just as we are--yet was without sin. Let us then approach the throne of grace with confidence, so that we may receive mercy and find grace to help us in our time of need."</p> <p>Learn a Little: "Let us draw near to the throne of grace, that we may find help in time of need."</p> <p>Jesus reigns in heaven as the king over all creation and as the high priest for God's people. What does Jesus do for God's people as their high priest? He listens to their prayers and understands how hard it can be to say "no" to disobeying God. He prays for them, and He promises to give them everything they need to live for God and do all He wants them to do. God's people know they can always pray and ask Jesus to help them. They know He loves to help them in their weakness. He loves to give them the strength they need to love God and live for Him. That's why they go boldly and confidently to Jesus with their prayers. He will always help them! We can be God's people, too, when we turn away from our sins and trust in Jesus as our Savior.</p> <p><i>(If desired, you can sing the Bible verse song.)</i> <i>DDD NIV Songs 13, track 21</i></p>

4. CLOSING CIRCLE TIME, continued



= follow the stars for a short & simple lesson plan

<p>Closing ACTS Prayer Time</p> <p>ACTS Prayer Chant</p> <p><i>lyrics and sheet music, Appendix A</i></p>	<p><i>Let's ask God to help us to remember this and even tell others this good news. Let's get ready and pray our ACTS prayer.</i></p> <p><i>And what does ACTS mean? Let's sing/say our ACTS Prayer Chant!</i></p> <p>ACTS Prayer Chant Song <i>DDD NIV Songs 13, tracks 10,11</i></p> <p>A, Adoration, God, we praise You! C, Confession, Forgive us our sins. T, Thanksgiving, Thank You for Jesus, S, Supplication, Help us to live like Him.</p> <p style="text-align: right;">That's the ACTS prayer, my friend, Bow your head, Close your eyes, Shhh, Let's begin.</p>
<p>Closing ACTS Prayer</p>	<p>"Let's pray!"</p> <p><i>Lead the children in the ACTS prayer for this Bible Truth.</i></p> <p>A Jesus, we praise You for being the Son of God, the Giver of all the grace God's people need to live God's way.</p> <p>C We confess that many times we don't want to do what You want us to do, or we feel too weak to do it. We forget that if we are God's people (those who turn away from their sins and trust in Jesus), we can depend on Jesus to always give us the grace we need to live God's way. We need You to be our Savior!</p> <p>T</p> <p>Thank You, Jesus, for always giving Your people the grace they need to live God's way. Thank You for promising to be praying for all who trust in You, even now, as You rule in</p> <p>S heaven.</p> <p>Work in our hearts that we would turn from our sins and trust in You, Jesus, as our own Savior. Help us to love one another, and to love God God and live for Him, every day of our lives. In Jesus' name we pray, Amen.</p>
<p>5. TAKING IT HOME <i>(Take Home Sheet)</i></p>	
<p>Clean up and Dismissal </p>	<p>"Now it's time to work together and clean up." <i>Have the children join you in cleaning up the room.</i></p>
<p>Coloring Pages/ Take Home Sheets </p> <p><i>in Appendix C</i></p>	<p><i>Give out the craft/take home sheet and any other papers from the session, as you dismiss children from class.</i></p> <p><i>(Reminder: The back side of the coloring page is the take home sheet for each lesson.)</i></p>
<p>Bible Story to Take-Home</p> <p><i>in Appendix C</i></p>	<p>You may also want to include a copy of the story along with the take home sheet. (However, each coloring sheet/take home sheet includes a note to parents telling where they can download the story from the Parent Resources section on the website.)</p>

The Case of the Man in the Middle*Leviticus 6,16; Matthew 27; Hebrews 1-5,9,10,18*

of BQB

Story-telling Tips

Ahead of time:

1. Read the Bible verses and story. Pray!
2. Choose story action cues and prepare storyboard figures/Story Scenes, if using. (In Visual Aids book)
3. Practice telling story with the storyboard figures/Story Scenes, timing your presentation. Shorten, if necessary.

During your presentation:

1. Maintain as much eye contact as possible as you tell the story.
2. Put up storyboard figures/add story action cues/hold up Story Scenes as you tell the story. Allow the children to help you put them on the board, if desired.
3. Include the children in your story with a few questions about what they think will happen or words/concepts that might be new to them.
4. Watch the kids for signs that their attention span has been reached. Shorten, if necessary.

INTRODUCTION/ LISTENING ASSIGNMENTS

"Our story is called: The Case of the Man in the Middle. Here is your listening assignment." Read from Detective Dan's Listening Assignment signs, but questions are summarized below:

Detective Dan's Lesson #1 Listening Assignment:

I need to know:

1. **What one Man stood in the middle between God and people, so they could become God's people? What worship gift did He offer up to God to make this happen?**
2. **What is that Man doing even now for God's people?**

Detective Dan's Lesson #2 Listening Assignment:**Our Bible Verse is Hebrews 4:15-16:**

"For we do not have a high priest who is unable to sympathize with our weaknesses, but we have one who has been tempted in every way, just as we are--yet was without sin. Let us then approach the throne of grace with confidence, so that we may receive mercy and find grace to help us in our time of need."

I need to know:

1. **Who is the great high priest who offered the final worship gift for God's people?**
2. **What is He doing for God's people now?**

Detective Dan's Lesson #3 Listening Assignment:I found six clues, but two of them are **NOT** in the story.

They are: white clothes, rug, ladybug, sinful heart, worship gift, and a cross.

Hold each of them up for the children to see as you identify them.

I need to know:

1. **Which four belong in the story and which two don't?**
2. **Who is always asking God to help God's people?**

Read the assignment questions, THEN SAY,

"Ok, Deep Down Detectives! Put on your best listening ears and see if you can hear the answers to Detective Dan's questions. When I finish telling the story, we will see if we can answer all the questions."

*Read the Bible Truth story, answer questions, present the gospel and lead in prayer.**Answers to questions; the gospel; and, ACTS prayer are included with the story text.*

The Case of the Man in the Middle*Leviticus 6,16; Matthew 27; Hebrews 1-5,9,10,18**Story with lines separating paragraphs (text in bold, optional interaction cues in italics)*

Do you know what a holiday is? It's a day when people stop their work and get together to celebrate something special. What holidays can you think of? New Year's Day or 4th of July? Christmas or Easter?

Can you name any holidays?

Well, God's people in the Bible celebrated holidays, too. Perhaps you have heard of some of them. There was the Passover, when they celebrated how the LORD rescued His people from being slaves in Egypt. the Feast of the Tabernacles, when they celebrated God taking care of His people as they crossed the dry wilderness and brought them to live in the Promised Land. These holidays were days to look back and celebrate what good things God had done for them. There was so much to celebrate! God had been so good to them!

But, the Day of Atonement was the most important holiday that God's people celebrated. "Atonement" is a big, Bible word that means "paying for sins so we can be God's people." Without atonement, the people could not stay God's people. And that made the Day of Atonement the most important day of the whole year.

You see, God is all good. He is holy. But God's people, long ago, were sinners, just like you and me. They had all disobeyed God. They had all broken their friendship with Him. None of them deserved to be God's people. Do you know what they deserved instead?

Can you tell me?

They deserved to be forgotten by God, not loved, or helped by Him. They deserved His punishment.

How could such people become God's people? Only through atonement. Only a special worship gift given to God could pay for their sins and allow them to be His people. And this wasn't even a worship gift the people could take to God, themselves! They had to have a special PERSON to take it for them to a special MEETING PLACE, in a very special WAY. The special meeting place was called the Tabernacle. It was the place of God's special presence here on earth. And the special person was called the High Priest. This was the only way they could stay near God as His people.

Here's the special way the high priest had to present the worship gift:

The high priest had to prepare himself very carefully. God was holy. He was not. He must do everything just right if he were to meet with God and his worship gift be accepted. First, he washed himself from top to bottom. Scrub, scrub, scrub!

Then, he went inside the Tabernacle and put on his special Atonement Day clothes, clothes that he only wore this one day of the year. He had a special, white shirt, robe, and pants. Around his waist, he wrapped a special, white belt; and, on his head, he put a special, white hat. These clothes were so special that they were always kept in the Tabernacle.

Story with lines separating paragraphs (text in bold, optional interaction cues in italics)

After the high priest had washed and dressed like this, it was time for him to intercede (pray) for the people. The people gathered outside the Tabernacle and watched as the high priest went in and out of the Tabernacle two times. Each time, he prepared a special worship gift and took it to present to the LORD.

The first gift was for the high priest's own sin. He took it into the Tabernacle and went behind the beautiful curtain covered in cherubim at the back. This tiny room was called the Most Holy Place. In it was the Ark of the Covenant, a golden box with two, cherubim angels bending over its cover. Inside the Ark were the Ten Commandments, the 10 Big, Laws God had given through Moses for His people to obey. The Most Holy Place was where God promised to receive the high priest's worship gifts and hear him intercede for (pray) the people.

Standing in front of the Ark was like standing before God in heaven. The high priest sprinkled some of the worship gift onto the Ark, then prayed, "Forgive me, LORD, so I can come before You and pray for the people," as he offered his worship gift.

Next, the high priest went back out and prepared the worship gift for the people. Then, once more, he went into the Most Holy Place and sprinkled some of this worship gift onto the Ark. This time, he prayed for the people. "Forgive Your people's sins. Be near us. Keep us close to You, so we can be Your people another year. LORD, help Your people," he prayed, as he offered the worship gift for them.

When he finished offering these gifts, the high priest took off his white clothes and put his regular, high priest clothes back on. Then, he went outside the Tabernacle and the people watched as he offered two more worship upon the big, fiery, bronze altar that stood near the Tabernacle. These were burnt offerings, one for the high priest and one for the people. Once more, he prayed for the LORD to receive these offerings and keep them as His people.

And then it was all done... at least until the next year. The LORD had accepted the worship gifts. He had made the way for His sinful people to stay near Him as His dearly-loved people for another year. How grateful the people were for this plan that the LORD had set up! How they needed that high priest, that man in the middle! He was the only way they could stay near the LORD as His people!

For hundreds of years, God's people saw one high priest after another come and go into that Most Holy Place. Each offered the special gifts. Each prayed the special prayers asking God to be near His people, to provide for them, and to forgive their sins for another year.

Why did those high priests have to go back, year after year? Why couldn't they just go in once and make one, big worship gift for the people for all time? Well, it was because there was something wrong with every single one of those high priests and every single one of the worship gifts they offered. They weren't good enough to forgive the sins of God's people!

You see, all those men may have scrubbed their skin until it was shiny clean. They all may have worn special, white clothes. And, they all may have gone into the Most Holy Place on the right day, in just the right way. But the problem was that underneath it all, every one of those high priests had something bad in their hearts, just like everyone else. Do you know what it was?

Can you tell me?

It was sin! And by God's law, only a PERFECT high priest, with NO SIN, bringing a PERFECT worship gift would be good enough for God to forgive sins. Only this kind of high priest could truly intercede for the people and have God answer his prayers for the people. That's why all these high priests and their worship gifts were just tie-overs until the perfect, REAL high priest with the perfect, FINAL worship gift came. THIS high priest would put an end to the worship gifts forever. He would pray for God's people and His prayers would last forever.

Story with lines separating paragraphs (text in bold, optional interaction cues in italics)

But WHERE would the people ever find a perfect high priest with a perfect worship gift? Was there no hope for God's people?

What do you think?

Yes, there was hope! There would never be a perfect high priest or a perfect worship gift among the people, but God would send them one from heaven: His perfect Son, Jesus!

Yes, Jesus came from heaven to be born a baby. He was God's Son, but now he was a human, too, the son of Mary. Jesus didn't stay a baby. He grew up, up, up to be a man. And with every day of His life, Jesus always loved God and kept all of God's laws. Jesus was perfect! And because He was perfect, He could be the perfect high priest God planned Him to be. Here, at last, was the One who could be the final Middle Man. He could present a worship gift for the sins of God's people that would last forever. But where would Jesus get the needed worship gift? It had to be just as perfect as He was.

Do you know where Jesus would find the perfect worship gift needed?

There was only One who could be that perfect, worship gift. It was Jesus, Himself. Yes, Jesus would be not just the perfect high priest, but the perfect worship gift for sin, too.

And that's just what Jesus did, though it was so very hard. Jesus went to the cross to suffer and die. He gave His own life as the perfect worship gift, the perfect payment, for the sins of God's people, once and for all time! And, while the other high priests took their worship gifts into the Tabernacle, behind the cherubim curtain, to sprinkle on the Ark of God's presence here on earth, Jesus took His worship to a very different place. When Jesus died, He went up to heaven and stood before the real cherubim and God, His Father. And there, Jesus presented His very life as the one, final, perfect worship gift for all of God's people. And do you think God accepted it? He certainly did! Now, God's people will always be near to God as His dearly-loved people.

Rippppp! That beautiful curtain in front of the Most Holy Place split in two when Jesus died. The true high priest had come and made atonement. God and His people could be together now. And on the third day, Jesus proved it, when He rose from dead. God had accepted Jesus' perfect worship gift. He had beaten sin and death for God's people.

Then, Jesus rose up to heaven to rule. He's there, even now. And He STILL continues to be the Man in the Middle, the great high priest, for all of God's people. All day, all night, all the time, not just once a year, Jesus is interceding (praying) for them. And guess what God's answer to all of Jesus' prayers for them is?

Can you guess?

It's always "Yes and Amen!" Yes, your sins are forgiven, FOREVER! Yes, everything you need to live for God will be given, FOREVER! Yes, you will always be close to God and He will be close to you! Jesus makes sure that God's people keep on believing in and living for God their whole lives. He gives them everything they need to live for God!

What a wonderful high priest God's people have in Jesus! Thank You, God, for sending Your Son to be the Man in the Middle that we need!

Cracking the Case: (story wrap-up for Listening Assignments)

It's time to see how we did with our Listening Assignment.

Detective Dan's Lesson #1 Listening Assignment:

I need to know:

1. What one Man stood in the middle between God and people, so they could become God's people? What worship gift did He offer up to God to make this happen? Jesus was the man in the middle. Jesus was the final, high priest who offered up His own perfect life as the worship gift to pay for the sins of God's people.

2. What is that Man doing even now for God's people? He is ruling in heaven. He is carrying out His Father's good plans. He is listening to the prayers of God's people and praying for them. He is making sure they have everything they need for life and godliness.

For You and Me:

God's people long ago needed Jesus, the perfect High priest, to pay for their sins and bring them to God, once and for all time. We need Jesus to do this for us, too. He is happy to, when we turn away from our sins and trust in Him as our Savior. Ask Him to help you! He loves to answer this prayer!

Detective Dan's Lesson #2 Listening Assignment:**Our Bible Verse is Hebrews 4:15-16:**

"For we do not have a high priest who is unable to sympathize with our weaknesses, but we have one who has been tempted in every way, just as we are--yet was without sin. Let us then approach the throne of grace with confidence, so that we may receive mercy and find grace to help us in our time of need."

I need to know:

1. Who is the great high priest who offered the final worship gift for God's people? Jesus was.

2. What is He doing for God's people now? He is ruling in heaven. He is carrying out His Father's good plans. He is listening to the prayers of God's people and praying for them. He is making sure they have everything they need for life and godliness.

For You and Me:

God's people long ago needed Jesus, the perfect High priest, to pay for their sins and bring them to God, once and for all time. We need Jesus to do this for us, too. He is happy to, when we turn away from our sins and trust in Him as our Savior. And, if you do, you, too, can know that He is ever praying for you. He will help you keep on believing in God and living for Him.

Detective Dan's Lesson #3 Listening Assignment:

I found six clues, but two of them are **NOT** in the story. They were: white clothes, rug, ladybug, sinful heart, worship gift, and a cross. *Hold each of them up for the children to see as you identify them.*

I need to know:

1. Which four belong in the story and which two don't? The white clothes, sinful heart, worship gift and cross belong. The rug and the ladybug do not.

2. Who is always asking God to help God's people? Jesus is.

For You and Me:

God's people long ago needed Jesus, the perfect High priest, to pay for their sins and bring them to God, once and for all time. We need Jesus to do this for us, too. He is happy to, when we turn away from our sins and trust in Him as our Savior. And, if you do, you, too, can know that He is ever praying for you. He will help you keep on believing in God and living for Him.

The Gospel (story wrap-up if NOT using Listening Assignments)**Our Bible Truth is:**

Why Do God's People Keep Believing in Him? It Is God's Sustaining Grace...

Jesus Provides God's People with Everything They Need to Live for God!

We need Jesus to provide us for everything we need to live for God. Why? Because we have all chosen to turn away from God. We can never please God or love Him or live for Him by ourselves. Oh, how we need a Savior!

And that's why God, in His great mercy, sent Jesus. Jesus lived a perfect life, then He gave His life to be the full payment for the sins of God's people when He suffered and died on the cross. Then, on Day Three, He rose from the dead in victory. Even now, He is ever listening to their prayers and praying for them from heaven. Jesus is making sure God's people have everything they need to love God and live for Him. These can be God's gifts to us, too, when we turn away from our sins and trust in Jesus as our Savior. This is how we become God's people. How good God has been to us by sending Jesus!

Close in prayer.

Closing ACTS Prayer

- A** Jesus, we praise You for being the Son of God, the Giver of all the grace God's people need to live God's way.
- C** We confess that many times we don't want to do what You want us to do, or we feel too weak to do it. We forget that if we are God's people (those who turn away from their sins and trust in Jesus), we can depend on Jesus to always give us the grace we need to live God's way. We need You to be our Savior!
- T** Thank You, Jesus, for always giving Your people the grace they need to live God's way. Thank You for promising to be praying for all who trust in You, even now, as You rule in heaven.
- S** Work in our hearts that we would turn from our sins and trust in You, Jesus, as our own Savior. Help us to love one another, and to love God God and live for Him, every day of our lives.

In Jesus' name we pray, Amen.

Go to Lesson Plan, p.9 for the script to the rest of the lesson.

Deep Down Discussion Sheet

use with all THREE lessons

P.2

Questions to aid discussion of the key concepts and for use in games

THE GOSPEL	<p>What is God's good news for you and me? <i>The gospel! We need Jesus to provide us for everything we need to live for God. Why? Because we have all chosen to turn away from God. We can never please God or love Him or live for Him by ourselves. Oh, how we need a Savior! And that's why God, in His great mercy, sent Jesus. Jesus lived a perfect life, then He gave His life to be the full payment for the sins of God's people when He suffered and died on the cross. Then, on Day Three, He rose from the dead in victory. Even now, He is ever listening to their prayers and praying for them from heaven. Jesus is making sure God's people have everything they need to love God and live for Him. These can be God's gifts to us, too, when we turn away from our sins and trust in Jesus as our Savior. This is how we become God's people. How good God has been to us by sending Jesus!</i></p>
<p>BIBLE TRUTH BIBLE VERSE</p> <p>Meaning</p> <p>Discussion Questions</p> <p><i>choose a few</i></p>	<p>"For we do not have a high priest who is unable to sympathize with our weaknesses, but we have one who has been tempted in every way, just as we are--yet was without sin. Let us then approach the throne of grace with confidence, so that we may receive mercy and find grace to help us in our time of need." --Hebrews 4:15-16</p> <p>Learn a Little: "Let us then approach the throne of grace with confidence, so that we may receive mercy and find grace to help us in our time of need."</p> <p>Jesus reigns in heaven as the king over all creation and as the high priest for God's people. What does Jesus do for God's people as their high priest? He listens to their prayers and understands how hard it can be to say "no" to disobeying God. He prays for them, and He promises to give them everything they need to live for God and do all He wants them to do. God's people know they can always pray and ask Jesus to help them. They know He loves to help them in their weakness. He loves to give them the strength they need to love God and live for Him. That's why they go boldly and confidently to Jesus with their prayers. He will always help them! We can be God's people, too, when we turn away from our sins and trust in Jesus as our Savior.</p> <ol style="list-style-type: none"> 1. Who rules in heaven as the high king over all of God's creation? <i>Jesus does.</i> 2. Who listens to the prayers of God's people and understands their weakness? <i>Jesus does.</i> 3. Who prays for God's people, Himself, as their great high priest? <i>Jesus does.</i> 4. Who do God's people know they can always ask for help if their time of need? <i>Jesus.</i> 5. What kind of help does Jesus promised to give God's people? <i>He will give them all of the strength they need to keep on loving God and living for Him. He will take care of their needs.</i> 6. How can we become God's people? <i>By turning from our sins and trusting in Jesus as our Savior.</i>
<p>BIBLE STORY</p> <p>Discussion Questions</p> <p><i>choose a few</i></p>	<p>The Case of the Man in the Middle</p> <ol style="list-style-type: none"> 1. What was the most important holiday that God's people celebrated long ago? <i>The Day of Atonement.</i> 2. What does the big, Bible word "atonement mean? <i>Paying for sins so we can be God's people.</i> 3. <i>Who could be God's people without atonement—without their sins being paid for? Why? No one. None of us. Because we are all sinners. We all deserve God's punishment, not to be His people.</i> 4. What special worship gift did the high priest take to the LORD on the Day of Atonement? <i>A special worship gift for the sins of God's people. This gift made it possible for the people to stay close to God for another year.</i> 5. What was wrong with the high priests and all the special worship gifts they gave to God? <i>The high priests were sinners, themselves. And the special worship gifts were not the right kind to take away the sins of God's people. They could only keep the people close to God for another year.</i> 6. Who was the only high priest who was perfect? <i>Jesus was.</i> 7. What special worship gift did Jesus give to God that was enough to pay for the sins of God's people? <i>He took his own, perfect life to pay for their sins.</i> 8. How did Jesus give to God the special worship gift of his own life? <i>He died on the cross for the sins of God's people.</i> 9. How do we know that God accepted Jesus' worship gift? How do we know he really paid for the sins of God's people? <i>Because Jesus rose from the dead on the third day. This showed that He had been beaten sin and death for God's people.</i> 10. What did God have torn into on the day that Jesus gave his life as the final, perfect warship gift for the sins of God's people? <i>The curtain in the Most Holy Place that stood for God being separated from his people because of their sins. Jesus had made the way for God's people to be close to Him forever. No curtain was ever needed again!</i> 11. Where is Jesus now? What is He doing? <i>Jesus went up to heaven to rule. He is there now, still ruling, and still listening to God's people pray, and praying for them, Himself. He is still making sure they have everything they need to love God and live for Him.</i> 12. How can we become God's people? <i>By turning away from our sins and trusting in Jesus is our Savior.</i>