

# **DEEP DOWN DETECTIVES**

**70 Bible Truths  
for Inquisitive 4-7's**



**Unit 16**

**Core Curriculum, ESV**

**Jesus, the Returning King**



Curriculum for preschool and elementary age children,  
training tools, music and other resources  
are available for download or to order at:  
[www.praisefactory.org](http://www.praisefactory.org)

© 2018 Praise Factory Media

This and many other resources are available online at [www.praisefactory.org](http://www.praisefactory.org)

Scripture quotations marked (NIV) are taken from the Holy Bible,  
New International Version®, NIV®. Copyright © 1973, 1978, 1984 by  
Biblica, Inc.™ Used by permission of Zondervan. All rights reserved worldwide.[www.zondervan.com](http://www.zondervan.com)

Scripture quotations marked (ESV) are from The Holy Bible, English  
Standard Version® (ESV®), copyright © 2001 by Crossway,  
a publishing ministry of Good News Publishers. Used by permission. All rights reserved.

Scripture quotations marked HCSB are taken from the  
Holman Christian Standard Bible®, Copyright © 1999, 2000, 2002, 2003, 2009  
by Holman Bible Publishers. Used by permission. Holman Christian Standard Bible®,  
Holman CSB®, and HCSB® are federally registered trademarks of Holman Bible Publishers.

# **Psalm 100**

**the psalm behind the name**



**(v.1) Make a joyful noise to the LORD, all the earth!**

**(v.2) Serve the LORD with gladness!**

**Come into His presence with singing!**

**(v.3) Know that the LORD, He is God!**

**It is He who made us, and we are His;**

**We are His people, and the sheep of His pasture.**

**(v.4) Enter His gates with thanksgiving,**

**And His courts with praise!**

**Give thanks to Him; bless His name!**

**(v.5) For the LORD is good;**

**His steadfast love endures forever,**

**And His faithfulness to all generations.**

May this curriculum help you to be manufacturers of noisy joy unto the LORD (v.1). To sing (v.2), to know (v.3), and to worship Him with thanksgiving and praise (v.4), that the witness of His great faithfulness might continue through all generations (v.5).

The LORD is amazing! God Will Make Everything New!

Constance Dever  
June 27, 2016



# Table of Contents

<b>Getting to Know the Deep Down Detectives Curriculum</b>	<b>9</b>
Getting Started with Deep Down Detectives	9
Deep Down Detectives Overview Flyer	11
Session Prep	13
Learning More about Deep Down Detectives Curriculum, by Resource	14
Learning More about Deep Down Detectives Curriculum, by Activity	16
Customizing the Curriculum: Know Yourself to Know What You Need	21
Customizing the Curriculum: Build-Your-Own-Curriculum Sandwich	22
Common Customizations: by Age Groups	23
Common Customizations: Teaching Situations	25
Maiden Voyage: Testing Out the Curriculum	27
The Real Launch: Implementing the Curriculum in Your Situation	28
Protect Your Investment: Tips on Storing the Curriculum for Future Use	29
Master Supplies List for All Deep Down Detectives Games (this list also included in Appendix B)	33
VBS, Camps and Other Programs	36
The Praise Factory Bible Truths across the Three Curriculums	41
<b>CORE CURRICULUM for Unit 16: Jesus, the Returning King</b>	
<b>What Will Happen When Jesus Comes Back? God Will Make Everything New...</b>	
<b>Bible Truth 1: Jesus Will Give Out Last and Fair Punishments for Sin</b>	<b>43</b>
Session Prep	44
Unit Overview	45
Bible Truth Overview Sheet	47
Songs Track Numbers	48
Lesson Plan	49
Bible Story	61
Discussion Sheet	67
<b>Bible Truth 2: God’s People Will Live Happily with God Forever</b>	<b>69</b>
Session Prep	70
Unit Overview	71
Bible Truth Overview Sheet	73
Songs Track Numbers	74
Lesson Plan	75
Bible Story	87
Discussion Sheet	93
<b>APPENDIX A: Songs</b>	<b>95</b>
<b>Index of Songs</b>	<b>96</b>
Track Numbers	98
<b>General Classroom Songs (Used every lesson, every unit)</b>	<b>99</b>
Lyric	101
Sheet Music	105
<b>Unit 16 Songs (Used every lesson throughout the unit)</b>	<b>109</b>
Lyrics	111
Sheet Music	117
<b>Bible Truth 1 Songs</b>	<b>125</b>
<b>Bible Truth 2 Songs</b>	<b>136</b>

<b>APPENDIX B: Games</b>	<b>141</b>
Games Index	142
Master Supplies List for All Deep Down Detectives Games	143
Bible Verse Games	147
Music, Movement & Memory Activities	160
Bible Story Review Games	173
<b>APPENDIX C: Crafts and Take Home Sheets</b>	<b>187</b>
Unit 16: Bible Truth 1 Crafts	189
Unit 16: Bible Truth 2 Crafts	223
<b>APPENDIX D: Free Time Activity Suggestions</b>	<b>229</b>
<b>APPENDIX E: Resources to Make or Buy</b>	<b>235</b>
Making a Big Question Box/Briefcase	236
Making a Flannelgraph Storyboard	237
Making Durable Storyboard Pictures	237
Making Durable Story Scene Pictures	237
Making the Deep Down Detectives Bible Folder	238

## Deep Down Detectives Curriculum Resources

There are five companion resources for each of the sixteen units of Deep Down Detectives. Use whichever resources are useful to your setting. Deep Down Detectives resources are available as free, digital downloads at [praisefactory.org](http://praisefactory.org), or for purchase as hard copies through [amazon.com](http://amazon.com).

Make sure to check out the “Bits and Pieces” section of the Deep Down Detectives curriculum online. It has all of the resources separated out making it easy for you simply to pick, choose and print out whatever you want.

### **Deep Down Detectives Core Curriculum Book, ESV/NIV for each unit**

The Deep Down Detectives Core Curriculum book contains the curriculum introduction, the lesson plans, stories, music, activities and take home sheets for each of the units.

### **Deep Down Detectives Visual Aids with Simple Story Scenes, ESV/NIV for each unit**

This resource provides large, colorful signs of the key concepts used in the unit, PLUS, easy-to-use, colorful scenes that you hold up in sequence as you tell the story. The story text for each scene is printed on the bottom of each scene.

### **Deep Down Detectives Simple Story Scenes, ESV/NIV for each volume**

This resource includes only 2-page overview for Bible Truth, the story scenes, and take home sheets. This is a great, basic resource for use at home and in many classroom teaching situations.

### **Deep Down Detectives Small Format Visual Aids, ESV/NIV (Small Format Storyboard Pictures) for each volume**

This resource provides large, colorful signs of the key concepts used in the unit, PLUS, colorful storyboard (flannelgraph) pictures to cut out and use as you tell each story. These storyboard pictures are for use with storyboards at least 24" x 36" in size.

### **Deep Down Detectives Large Format Visual Aids, ESV/NIV (Large Format Storyboard Pictures) for each volume**

This resource provides large, colorful signs of the key concepts used in the unit. It also provides colorful storyboard (flannelgraph) pictures to cut out and use as you tell each story. These storyboard pictures are for use with storyboards 36" x 48" in size.

All of these materials may be photocopied for non-commercial church, classroom or school use by licensed users.

## Other Resources in the Praise Factory Family of Curriculum

Deep Down Detectives is the second in a family of three, inter-related curriculums:


- Hide 'n' Seek Kids (focus group: ages 2-4; adaptable range: ages 2-pre-K 5's)
- Deep Down Detectives (focus group: ages 4--6's; adaptable range: ages 3-2nd grade)
- PFI: (focus group: grades K-5th grade; adaptable range: pre-K 5's-6th grade)

Each curriculum teaches the same biblical themes, but are presented in greater depth as the children grow and develop. Together, the curriculums work like an expanding spiral of truth that returns to reinforce the same truths with each curriculum, yet leading the children to deeper understanding with each step up.

Learn more about these curriculums as well as other resources and ideas for reaching children with the gospel at: [www.praisefactory.org](http://www.praisefactory.org).





 <h1 style="text-align: center;">DEEP DOWN DETECTIVES</h1> <p style="text-align: center;">designed for ages 4-6, often used with ages 3-7</p> <p style="text-align: center;">the second of 3 curriculums in the Praise Factory family</p> <p style="text-align: center;">downloads and hard-copies available through <a href="http://www.praisefactory.org">www.praisefactory.org</a></p>	<h2 style="text-align: center;">DEEP DOWN DETECTIVES SESSION OVERVIEW</h2> <p><b>Session Format: Circle Times, Free Play and Your Choice of Activities</b> Each session is structured around Circle Time and Free Play Time. Circle Times are used to introduce and review the concept, Bible verse, Bible story, and the ACTS prayer. (A prayer including <u>A</u>doration, <u>C</u>onfession, <u>T</u>hanksgiving, and <u>S</u>upplication related to the Bible truth they are learning.) Free play is not only enjoyable, but also helps to replenish attention spans and prepare the children for more group listening later in the session. Every session also includes lots of response activities that you may choose to use during free play time to add as much reinforcement as best suits your children. Each Deep Down Detectives session follows the same four-part format, as described here:</p> <p><b>PART 1: Getting Started</b> A time to welcome the children to the class, enjoy free play, music, and/or play a Bible verse game.</p> <p><b>PART 2: Opening Circle Time</b> The children are gathered together for their primary teaching time. The Big Question and Bible Truth (and related songs) are introduced. A listening assignment* is given, the Bible story told, then the listening assignment answered at the end of story time.</p> <p><b>PART 3: Free Play/Activity Time</b> The children participate in free play and/or response activities.</p> <p><b>PART 4: Closing Circle Time</b> The children gather together for a brief review of what they have learned and a closing prayer. Teachers give out take home sheets as children are dismissed.</p> <p>*As with the other two Praise Factory curriculums, Deep Down Detectives has a few detective-ish elements to it. (1) There is the "Big Question Briefcase" that contains the key concept visual aids and the Bible storyboard pictures that the teacher uses as he teaches. And (2), Each story is called "The Case of the ...." and comes with "Detective Dan's Listening Assignments." These are listening assignments to be solved as the children listen to the story. There are 3 different listening assignments--one for each of the 3 sessions of curriculum included with each Deep Down Detectives Bible Truth. These questions are especially good for use with three-year-olds or older preschoolers.</p> <p><b>Session Length</b> The resources for each Deep Down Detectives session--as described in the lesson plan--are designed for a 60 to 90 minutes session. However, they can be easily tailored to fit a shorter or longer session.</p>
<h2 style="text-align: center;">DEEP DOWN DETECTIVES... AT A GLANCE</h2> <ul style="list-style-type: none"> <li>• Teaches the 16 Biblical (theological) themes used in all three Praise Factory curriculums, but in greater depth than in Hide 'n' Seek Kids. Each of these themes is presented as a "Big Question and Answer."</li> <li>• Each theme is taught as a series of Bible truths that develop the theme. There are 69 Bible truths in all.</li> <li>• There is one Bible story and one Bible verse for each of the 69 Bible truths. All of the Bible verses are set to music, which can be a great aid in learning and remembering them.</li> <li>• There are three sessions of curriculum per Bible truth. Use as few or as many as you want. Each is jam-packed with activities.</li> <li>• The multiple sessions give children the time they need to really learn each truth. The new activities keep the learning fresh each session.</li> <li>• The curriculum for each Bible truth comes with a fully-scripted lesson plan, beautiful storyboard pictures, games, crafts, take-home sheets, and lots of music.</li> <li>• The curriculum is flexible and is easily adaptable to many different teaching settings.</li> <li>• Both downloads and hard copies available.</li> </ul>	

Note: \*If desired, you can start out each of the 16 units of Deep Down Detectives with one session (or more) from Hide 'n' Seek Kids curriculum. This creates a nice introduction to the over-arching theme for each unit. It would also add 16 or more sessions to the curriculum.

<b>DEEP DOWN DETECTIVES SCOPE AND SEQUENCE</b>			
<b>UNIT</b>	<b>BIBLE TRUTHS TAUGHT</b>	<b>UNIT</b>	<b>BIBLE TRUTHS TAUGHT</b>
<b>Unit 1: The God Who Reveals Himself</b> Q: How Can I Know What God Is Like? A: He Shows Me What He's Like!	1. By the Heart He Gave Me to Know and Love Him 2. In Everything I See All Around Me 3. In the Bible, the Perfect Word of God 4. Through His Very Own Son, Jesus Christ	<b>Unit 9: Jesus Christ, Immanuel, God with Us</b> Q: What Did Jesus Come to Do? A: Jesus Came to Bring Us to God!	1. He Left His Home in Heaven to Save Us 2. He Never, Ever Disobeyed God 3. He Taught about God and Did Amazing Things 4. He Died on the Cross for His People's Sins 5. He Rose from the Dead 6. He Went Up to Rule in Heaven
<b>Unit 2: God's Wonderful Word, the Bible</b> Q: What's So Special about the Bible? A: It Alone Is God's Word!	1. God Made Sure It Was Written Down Just Right 2. It Tells Us about God and His Plans 3. God Uses It to Save His People 4. God Uses It to Change His People	<b>Unit 10: The Holy Spirit: The Indwelling God</b> Q: What Does the Holy Spirit Do in God's People? A: He Changes Their Hearts!	1. The Holy Spirit Lives in God's People 2. The Holy Spirit Gives God's People Courage 3. The Holy Spirit Gives God's People Wisdom 4. The Holy Spirit Builds God's Church
<b>Unit 3: The Good News of God, the Gospel</b> Q: What Is the Gospel? A: Salvation through Faith in Jesus Christ!	1. God Made Us and We Should Obey Him 2. We Have All Disobeyed God and Deserve His Punishment 3. God Sent Jesus to Pay for God's People's Sins 4. God Saves All Who Repent of Their Sins and Trust in Jesus	<b>Unit 11: The God Who Saves</b> Q: How Can We Be Saved? A: It Is God's Free Gift!	1. When We Trust in Jesus as Our Own Savior 2. When We Tell God Our Sins and Turn Away from Them 3. When the Holy Spirit Works in Our Hearts
<b>Unit 4: The God Like None Other</b> Q: Can Anybody Tell Me What the LORD Is Like? A: He's Not Like Anyone Else!	1. He Is a Glorious Spirit 2. He Is the One, True God 3. He Is God the Father, Son and Holy Spirit: One God, but Three Persons 4. He Is Everywhere, All the Time 5. He Knows Everything There Is to Know 6. He Is Perfectly Holy, Purely Good 7. He Can Do Anything He Wants to Do 8. He Is Always Faithful, Through and Through	<b>Unit 12: God's People Live for Him</b> Q: How Should God's People Live? A: They Should Live Like Jesus!	1. By Asking God for His Help 2. By Loving Him Most of All 3. By Loving Other People as God Has Loved Them 4. By Trusting God and Being Happy with What He Wants 5. By Learning God's Word and Obeying It 6. By Saying "No" to Disobeying God 7. By Telling the Good News of Jesus 8. By Making Much of God
<b>Unit 5: God, the Good Creator</b> Q: Can You Tell Me What God Made? A: God Made All Things Good!	1. He Made Everything Good in Heaven and Earth 2. He Made People in a Special Way	<b>Unit 13: The Sustaining God</b> Q: Why Do God's People Keep Believing in Him? A: It Is God's Sustaining Grace!	1. God Alone Sustains His People 2. God the Father Promises to Help His People 3. Jesus Provides God's People with Everything They Need to Live for Him 4. The Holy Spirit Works in His People 5. The Word of God Grows God's People 6. God Uses His People to Strengthen and Comfort Each Other
<b>Unit 6: God, the Just and Merciful</b> Q: How Did Bad Things Come into God's Good World? A: Bad Things Came Through Sin!	1. When Adam and Eve Chose to Disobey God 2. When It Spread to the Whole World	<b>Unit 14: The God Who Delights in Our Prayers</b> Q: How Does God Want Us to Pray? A: Every Night and Day!	1. He Wants Us to Praise Him 2. He Wants Us to Confess Our Sins to Him 3. He Wants Us to Thank Him 4. He Wants Us to Ask Him to Do Great Things
<b>Unit 11: The God Who Saves</b> Q: How Can We Be Saved? A: It Is God's Free Gift!	1. When We Tell God Our Sins and Turn Away from Them 2. When We Trust in Jesus As Our Own Savior 3. When the Holy Spirit Works in Our Hearts	<b>Unit 15: God's People Gather Together</b> Q: Why Do God's People Go to Church? A: To Worship God and Love One Another!	1. By Praising God for Jesus' Win over Death 2. By Learning from God's Word, the Bible 3. By Caring for Each Other's Needs 4. By Telling What God Has Done and Praying 5. By Baptizing People Who Trust in and Live for Jesus 6. By Remembering Jesus Died to Save Them
<b>Unit 8: The God Who Loves</b> Q: What Is God's Love for His People Like? A: It's More than They Could Ever Deserve!	1. He Gave His Son, Jesus to Save Them 2. He Always Takes Care of Them 3. He Uses Their Sadnesses for Good 4. He Will Never Stop Loving His People	<b>Unit 16: Jesus, the Returning King</b> Q: What Will Happen When Jesus Comes Back? A: God Will Make Everything New!	1. Jesus Will Judge All People Fairly 2. God's People Will Live Happily with God Forever

## Session Prep (especially good for newbies!)

### Pray!



Pray for the Holy Spirit to be at work in your and the children's hearts.

### Review



If new to the curriculum, look at the **Getting Started with Deep Down Detectives section of the Core Curriculum book**. (p.5) It will be especially helpful to read through the Deep Down Detectives section of **The Praise Factory Tour: Extended Version Book**. This is a visual way to understand what goes on in the classroom. (A pdf of the book is found in the samples section on the website.)

### Look through and Learn the Lesson



Read over **lesson plan**. Practice any **songs or action rhymes** you are using. Choose/make up motions to go with these. Choose less with younger children and more with older preschoolers. **Practice the lesson with the visual aids** and using the Big Question Box/Briefcase.

### Read and Rehearse the Bible Story with Pictures



Read the Bible story from the Bible. Read the curriculum version. Practice telling it with the storyboard pictures. (If you have not previously laminated the story pictures, do that now.) Or, rehearse it from the Simple Story Scenes, if you are using those.

### Let There Be Music



Download the music and listen to the songs. Choose which of the songs you will use with the children. If using live musicians, make sure they have the sheet music (Appendix A, Core Curriculum book).

### Put the Props in Place



1. Prepare your Visual Aids. Put the Big Question, Unit Bible Truths, Bible Truth, Bible Verse, and Listening Assignment signs, as well as the Bible Story script in one side of the Bible folder.
2. Get out your storyboard. If using Simple Story Scenes, put these in your Bible Folder. Or, if using the individual storyboard figures, put all background pictures in place (they have a BG by the number). Put the rest of the storyboard pictures (these have a SB by the number) in order of use in the other side of the Bible folder.
3. Put the DDD Bible Folder as well as the Big Question sign in the Big Question Box/Briefcase and shut it. If your box/briefcase has locks and you want to use the unlocking the box as part of your session, lock it now....but make sure you have the key or know the code first.
4. Prepare the music CD or sheet music or mp3 device for use in your session.

### Set Out Free Play Activities



Choose and set up free time activities you will use with the children. Choose a variety of different activities that will be enjoyed by different types of children. Rotate the activities you provide to keep them interesting and fresh to your children. (Suggestions in Appendix D, Core Curriculum books.)

### Prepare Any Activities



Choose which (if any) of the Bible Truth games and crafts activities you want to use in the session. Bear in mind your time frame as well as the developmental abilities and attention span of your children as you decide which/how many to prepare. **Look over the Discussion Sheet** and choose a few questions you might use to spark discussion with the children as they do their activities (especially good for ages 3's+). Pray for God to give you opportunities to talk about these things with the children.

### Let Them Take It with Them



Make copies of the craft/take home sheets, if you are not already using them as one of your activities. You may also want to make copies of the story (see take-home version of each story included in Appendix C with the other take home resources) to have for parents to use with their children at home. There's a link on each craft/take home sheet to the story, if you don't make hard copies.

### Store It



After your session is over, collect the resources and store them for future use. This curriculum can be used over and over for years to come.

## Learning More about Deep Down Detectives Curriculum, by Resource

The extra-depth information starts here! This section will describe important features of the Deep Down Detectives curriculum. Look at each resource in the Deep Down Detectives Core Curriculum and Visual Aid books as you read below. **This first section takes a look at the major resources used in presenting the curriculum.**

<p><b>Scripted Lesson Plan</b></p>  <p><i>Found in the Core Curriculum books</i></p>	<p>There are <b>three lessons of curriculum</b> provided for each Bible Truth. Since much of the text is the same for all three lessons, <b>only one lesson plan is needed</b>. The different activities for each lesson are noted where they occur. The lesson plans are fully-scripted. This helps even the most inexperienced teacher to know what to say and do. They train your teachers in what to say and do, every step of the way. Notice <b>the green squares with numbers</b> found in the left side bar of the lesson plan. These are references to the visual aids the teacher can use with the children as she teaches.</p>
<p><b>Visual Aids</b></p>  <p><i>Resources found in the Deep Down Detectives Visual Aids books</i></p>	<p>Visual aids are very important in the Deep Down Detectives curriculum. They help the children learn, and keep them focused and interested. Visual aids also help even the newest teacher teach with greater ease. All of the visual aids are used with the <b>Big Question Box/Briefcase and are revealed as the lesson progresses</b>. They include the Big Question and Answer sign, the Unit Bible Truths sign, the Bible Truth sign, the Bible Verse sign, the Listening Assignments (used as the children listen to the Bible story), and the storyboard pictures used with the Bible story.</p>
<p><b>Big Question Box/Briefcase</b></p>  <p><i>Directions for making this are found in the back of the Deep Down Detectives Core Curriculum books</i></p>	<p><b>The Big Question Box/Briefcase</b> is a simple box with a lid that you buy or make; or, you can use a briefcase with a combination lock (kids love this!). Inside the Big Question Box/Briefcase are the props for key teaching concepts (Big Question and Answer; Unit Bible Truths, the Bible Truth concept, the Bible verse and Bible story. While not absolutely necessary, the Big Question Box adds a lot of interest to the lesson.</p>
<p><b>Deep Down Detectives "Bible" Folder</b></p>  <p><i>Directions for making this are found in the back of the Deep Down Detectives Core Curriculum and Visual Aids books</i></p>	<p>The Deep Down Detectives "Bible" Folder is a large, homemade folder <b>made from a 22" x 28" piece of poster board</b>. Images for the front and back of this mock Bible can be glued in place. 8.5" x 11" front and back cover images are included in the Deep Down Detectives Visual Aids in the back. Larger versions of the front and back covers are found online for download with the resources for each unit.</p> <p>Inside this over-sized folder, the teacher places the Bible Verse, the Listening Assignment for the Bible story, the text to the Bible story and the storyboard pictures. The point of this Bible folder is for children to begin to grasp that the truths they are learning come from the Bible.</p>
<p><b>Simple Story Scenes, Storyboard &amp; Storyboard Pictures</b></p>  <p><i>Directions for making these are found in the back of the Deep Down Detectives</i></p>	<p>Beautiful <b>storyboard pictures</b> have been created for you to put up on a feltboard to bring the story alive. (These figures are also used in the <b>Bible Story Review Game</b>.) The storyboard pictures are found in the <b>Deep Down Detectives Visual Aids Book</b> for each unit. <b>See Core Curriculum Appendix E for preparation instructions.</b></p> <p><b>Simple Story Scenes</b> are the easiest way to use the pictures. Each story is simply told with book-like illustrations and story text along the bottom.</p> <p>If you want a more traditional flannelgraph approach, choose the <b>Storyboard Pictures</b>. These are individual figures that let you build your own scene and allow kids to help put up the pictures. Fun, but they are more work. There are <b>two, different sizes of storyboard pictures</b> you can choose from. Small Format for the smaller class or home setting. Large Format, for a larger class.</p>

## Learning More about Deep Down Detectives Curriculum, by Resource

### Two, Colorful Ways to Present the Story: Story Scenes OR Storyboard (Flannelgraph) Pictures



*Directions for making these are found in the back of the Deep Down Detectives Core Curriculum and in the Visual Aids books*

Beautiful **pictures** have been created to help you bring the story alive.

**The Deep Down Detectives Visual Aids and Story Scenes Book** for each unit is the easiest way to access these pictures. Ten, colorful, 11" x 17" scenes with text on back can be held up as you tell the story. Each comes as two, 8.5" x 11" sheets which are taped together to create each 11" x 17" scene. Quick to prepare. Easy to use.

Or, you can use the **Storyboard Pictures**, which are individual, flannelgraph pieces that you put up on a felt storyboard as you tell the story. There are **two, different sizes of storyboard pictures** you can choose from. **The pictures in the Deep Down Detectives Small Format Visual Aids books fit on 24" x 36" to 36" x 48" storyboards.** Plenty for a smaller class or home setting. Or, for **larger classroom settings**, choose **The pictures in the Deep Down Detectives Visual Aids (Large Format Storyboard pictures) books work best on a storyboard that is AT LEAST 36" x 48".**

Those with less prep time or with less experience teaching may feel more at ease with the Storybook Scenes. The storyboard pictures do take time to cut out and laminate. You do need to take time to learn to tell the story with them. But, the children love watching the story unfold as you put up the storyboard pictures. And, they can take an active role in helping put them up, which is of great, educational benefit. We (CHBC) actually use both. We love to tell the story with the Story Scenes; then, we have the children review the story by reconstructing it with the Storyboard Pictures. They are like a big puzzle that kids love to put together. Either or both are all great options.

### Deep Down Detectives Music



*Songs for each unit found in the back of the Core Curriculum book*

Lyrics and sheet music for the songs used with each unit are actually included within the Deep Down Detectives Core Curriculum books in Appendix A.

### Deep Down Detectives Audio mp3's



*Resources found online only with the resources for each unit*

The audio music for each unit is **included in a zip file** found on the Praise Factory website with the resources for each Deep Down Detectives unit.

Download the zip file from the website to a desired location on your computer. Open the zip file by choosing the "extract" option (often shows up when you right click your mouse over the file.) Once they are extracted, you can access them.

You also can play the songs right off of the website from the Deep Down Detectives "Just Music" section.


Or, you can download the QR code sheet of songs used with each Bible Truth.

## Learning More about Deep Down Detectives Curriculum, by Activity

This section describes the activities offered in the Deep Down Detectives curriculum, in order of use. Look at them in the Deep Down Detectives Core Curriculum and Visual Aids books as you read below.

<p><b>Intake Activities</b></p> 	<p>These are activities that help the children settle in their class and get ready for learning. They are open-ended so that any child can join in as they are checked into class. <b>Younger children</b> typically do a free time activity.</p> <p><b>Older children</b> typically play a Bible Verse Memory Game or take part in the Sing-along Music Time. Adding the Music, Movement &amp; Memory Activity to the singing can be especially enjoyable for these children.</p> <p>Both the <b>Bible Verse Memory Game</b> and the <b>Music, Movement &amp; Memory Activity</b> are some of the games included in the Response Activities section of the lesson plan. There are three sets of these games suggested, enough for a new set of game for each of the three lessons included with each Bible Truth. <b>Game directions are found in Appendix B of each Deep Down Detectives Core Curriculum book.</b></p>
<p><b>The Classroom Song</b></p> 	<p>Transitions between activities can be difficult, particularly for preschoolers. The Classroom Song is a simple song with four verses used at transition times to make transitions easy and fun.</p> <p><b>Verse 1: The Gathering Verse</b> invites the children to gather together to worship God.  <b>Verse 2: The Go and Play Verse</b> dismisses the children to play time.  <b>Verse 3: Time to Go &amp; Tell Verse</b> transitions the children to Closing Circle Time,. It is used not only to help them remember what they have learned in class , but also to go and tell others what they've learned  <b>Verse 4: What's Our Big News Verse</b> asks the children to think about what they will go and tell others as they are dismissed.</p> <p><b>The lyrics to the Classroom Song are included in the lesson plan. Large format lyrics and sheet music are included in Appendix A of each Deep Down Detectives Core Curriculum book. An audio version of each verse is included in the unit music.</b></p>
<p><b>The Deep Down Detectives Theme Song</b></p> 	<p>Circle Time opens with the curriculum theme song. It reminds the children what their learning time is about. <b>The lyrics to the Classroom Song are included in the lesson plan. Large format lyrics and sheet music are included in Appendix A of each Deep Down Detectives Core Curriculum book. The song audio included with the rest of the unit songs.</b></p>
<p><b>The Classroom Rules Song</b></p> 	<p>A major challenge and important goal with preschoolers is teaching them how to act in a more formal, group teaching setting. Remember this and do not let yourself become frustrated. Your work with the children now will make way for easier teaching as they get older. Reviewing simple and clear classroom rules, then praying for God's help with the children is a great way to start every session During the rest of the session, you may want to refer back to the rules, praising the children when they are keeping them well or reminding them of the rules when addressing problems.</p> <p>The Classroom Rules Song provides a simple, fun to sing/say chant of class rules. It helps remind children of the behavior expected of them in class.</p> <p><b>The lyrics to the Classroom Rules Song are included in the lesson plan. Large format lyrics and sheet music are included in Appendix A of each Deep Down Detectives Core Curriculum book. The audio for this song is included in the unit music.</b></p>

**Prayers**



**Two prayers** are used in each session: an **Opening Prayer** and an **Unit ACTS** prayer.

**The Opening Prayer** stays the same for every session of Deep Down Detectives. It is a prayer asking for God’s help to keep the class rules and to learn about Him.

The Opening Prayer can be introduced with the **“Let’s Pray!” Song/rhyme**.

**The ACTS Prayer** changes with each Bible Truth. It is called an ACTS prayer because it incorporates four elements of prayer: Adoration (praising God for who He is); Confession (asking forgiveness for our sins); Thanksgiving (thanking God for what He’s done, especially through Jesus); and, Supplication (asking God to do great things). It centers around the Bible Truth the children are learning. The ACTS prayer for each Bible Truth can be introduced by the **ACTS Prayer Song**, which helps familiarize the children with the four elements of prayer represented by A,C,T, and S.

The lyrics to “Let’s Pray” and the “ACTS Prayer Song” **are included in the lesson plan. Large format lyrics and sheet music are included in Appendix A of each Deep Down Detectives Core Curriculum book. The audio for these songs is in the unit music.**

**The Big Question & Answer**



**The Big Question Box Song**



The Big Question and Answer is introduced by the use of a 8½”x 11” two-sided **Big Question and Answer sign**. This sign is hidden in **The Big Question Box/Briefcase**, a simple box with a lid you can buy or make; or, a briefcase. (Suggestions for making or buying one included in the Core Curriculum books in Appendix E).

The children sing/say the **Big Question Box/Briefcase Song**, then the teacher or a designated child opens the box/briefcase and gives it to the teacher to hold up and read to the children. The teacher and children then sing the **Big Q & A Song**: the Big Question and Answer set to the tune of a familiar nursery rhyme.

The words to the Big Question Box Song **are included in the lesson plan. Large format lyrics and sheet music are included in Appendix A of each Deep Down Detectives Core Curriculum book. The audio for this song is included the unit music.**

**Big Question Action Rhyme and Song**



The meaning of the Big Question and Answer is explained by use of an action rhyme. The action rhyme includes actions that you can do as you say it. Use as few or as many of the actions as you deem appropriate for your children.

Or, you can sing the **Big Question Song**, which incorporates the same concepts into a song.

The lyrics to the Big Question Song **are included in the lesson plan. Large format lyrics and sheet music are included in Appendix A of each Deep Down Detectives Core Curriculum book. The audio for this song is in the unit music.**

**Unit Bible Truths**



Having learned the Big Question and Answer for the unit, now it’s time to introduce the Bible Truths about this Big Question that the children will be learning. The teacher holds up the **Unit Bible Truths sign** that show all the Bible Truths in the unit. (There are anywhere from two to eight truths in a unit). He tells the class that these are the truths they will be learning about the Big Question, one by one. This helps the children to group the truths together and review what they are as they progress through the unit.

## The Bible Truth Clue Sign



Having shown the children all the Bible Truths, the teacher is now ready to focus in on the one of the Bible Truths. The teacher/designated child will take the **Bible Truth Clue sign out of the Big Question Box/Briefcase** and show it to the class. At first, he only shows them the words on the top of the sign (use one hand to cover up the answer along the sign's bottom). He reads the words along the top, emphasizing the word that is missing. The class listens to the clue hint and works together to come up with the missing word. The teacher reveals the answer, then reads the meaning of the Bible Truth off of the back of the sign (or from the lesson plan.) There are three lessons for each Bible Truth, allowing the children to learn and master the concept before moving onto the next one.

## The Bible Chant



The kids prepare to hear teaching from the Bible by singing/saying **the Bible Chant Song**. This is a simple jingle that reminds the kids that the Bible is very special because it alone is God's Word.

The lyrics to the Bible Chant **are included in the lesson plan. Large format lyrics and sheet music are included in Appendix A of each Deep Down Detectives Core Curriculum book. The audio for this song is in the unit music.**

## The Deep Down Detectives "Bible" Folder



After singing the Bible Chant song, the teacher/designated child pulls out the **Deep Down Detectives "Bible" Folder** from the **Big Question Box/Briefcase**. As explained previously, the point of this Bible folder is for children to begin to grasp that the truths they are learning come from the Bible. The Deep Down Detectives "Bible" Folder is a large, homemade folder made from a 22" x 28" piece of poster board. Images for the front and back of this mock Bible can be glued in place. Inside this over-sized folder, the teacher places **the Bible Verse, the Listening Assignment for the Bible story, the text to the Bible story and the storyboard pictures.**

## The Bible Verse and Song



**The first thing that the teachers pulls out of the "Bible" folder in the Bible verse. Only one Bible verse is taught with each Bible truth.** This gives the children three lessons to really learn the verse and its meaning--not just hear it and forget it. The Bible verse is reinforced even more through **the Bible Verse Song**. This song is used as part of the regular teaching time in Circle Time, as well as in the **Music, Movement and Memory activities**, described next. These activities provide even more opportunities for learning the verse.

The lyrics to the Bible Verse Song **are included in the lesson plan. Large format lyrics and sheet music are included in Appendix A of each Deep Down Detectives Core Curriculum book. The audio for this song is in the unit music.**

## The Bible Story and Resources



**Only one Bible story is used in each Bible truth.** Instead of tiring of hearing the same story for three lessons, the children are delighted to have a chance to master it.

**Optional actions/questions are woven into the story text.** Beautiful **storyboard pictures** have been created for you to put up on a feltboard to bring the story alive. (These figures are also used in the **Bible Story Review Game**.) The storyboard pictures are found in the **Deep Down Detectives Visual Aids books. Or, use Simple Story Scenes.**

Directions for making a homemade storyboard board and for making durable storyboard pictures are found in the Core Curriculum books.

While the same Bible story is used for all three lessons, there is a different "listening assignment" for each lesson. These are called **"Detective Dan's Listening Assignments."** (These listening assignments will probably be **too much for two year olds; can be useful in developing a three year olds listening skills; and, and are great for children older than this.**

Finish your story time by answering the listening assignment; sharing the gospel, and praying the ACTS (Adoration, Confession, Thanksgiving, Supplication) prayer; and, two response songs.



## Story Response Songs



There is a hymn and a praise song that you may choose to close Opening Circle Time with. Each unit features a different pair of response songs, related to the unit Big Question and Answer. This gives the children many lessons to learn these songs. A short unit tie-in description is included with each song.

The words to these two songs **are included in the lesson plan. Large format lyrics and sheet music are included in Appendix A of each Deep Down Detectives Core Curriculum book. The audio for this song is in the unit music.**

## Response Activities: Games and Crafts



After Opening Circle Time, the children can either enjoy free play (**see Core Curriculum Appendix D for suggestions**) or one of the many game or craft activities. The games and crafts are all created to help reinforce the truths the children have just learned in Circle Time. These are all created to help reinforce the truths the children have just learned in Circle Time.

There are **three, different games suggested for each lesson:** the Bible Verse Game, the Bible Story Game, and the Music, Movement & Memory Activity. And, there is a **simple coloring craft/take home sheet for each of the three lessons, as well as three extra crafts that can be used at any time.**

**Because there are so many response activities, some teachers like to incorporate some of them as Intake Activities at the beginning of a session.**

Let's look at each of these activities, starting on the next page.

**Response  
Activities:  
Games**



When Opening Circle Time ends, the children can either enjoy free play or one of the many game or craft activities. **The games are referenced in the lesson plans, but are listed in Appendix B at the back of each Deep Down Detectives Curriculum book. The crafts are referenced in the lesson plan, but instructions and any pages to be photocopied are found in Appendix C at the back of each Deep Down Detectives Curriculum book.**

Let's look at the games, then the crafts.

**The Bible Verse  
Game**



**The Bible Verse Game** helps the children learn the Bible verse and think about what it means. **The Bible verse games are referenced in the curriculum, but listed in Appendix B in each Deep Down Detectives Core Curriculum book.**

**The Bible Story  
Review Game**



The **Bible Story Review Game** helps the children think about what they learned in the story. It uses the **Storyboard Pictures** from the Bible story. **The Bible Story games are referenced in the curriculum, but listed in Appendix B in each Deep Down Detectives Core Curriculum book.**

**Music,  
Movement &  
Memory  
Activity**



The Music, Movement & Memory Activities have the children do certain movement or use **simple homemade (or store bought) musical instruments**, as they sing songs or say the Bible verse. A **simple hymn** and **praise song** as well as the **Bible Verse Songs** and **Big Question Song** are suggested for use. A short blurb describing how each song ties in with the Bible Truth concept is given. **The Music, Movement & Memory Activities are referenced in the curriculum, but listed in Appendix B in each Deep Down Detectives Core Curriculum book.**

The lyrics and sheet music to these songs are included in the Core Curriculum books. The audio for these songs is found with each unit's music.

All three of these activities are part of a **collection of games that can be assembled ahead of time, then stored** for use throughout the curriculum on a rotation basis. This makes it easy to keep each lesson active and fun, but with less prep work. **A complete list of supplies need to make the games is included in later in this chapter and in Appendix B of each Core Curriculum book.**

**Response  
Activities:  
Crafts**

There are both coloring pages/take home sheets as well as a few extra crafts available with each Bible Truth. **The crafts are referenced in the lesson plan, but instructions and any pages to be photocopied are found in Appendix C at the back of each Deep Down Detectives Core Curriculum book.**






**Coloring Pages/  
Take Home  
Sheets**



A coloring page is provided for each of a Bible Truth's three lessons. On the back of each page are the key concepts, a few questions; an ACTS prayer; and, a song/s for parents to use with their children that act as a take home sheet. There is a different emphasis for each lesson's coloring sheet that corresponds with the listening assignment for the lesson:

- Lesson 1 Coloring Sheet Emphasis: The Bible Truth
- Lesson 2 Coloring Sheet Emphasis: The Bible Verse
- Lesson 3 Coloring Sheet Emphasis: The ACTS Prayer

While these are simple, coloring sheets, they can be easily turned into something more. Upgrade your coloring sheet to a more interesting craft by offering simple embellishments, such as jiggly eyes, craft sand, glitter, glitter glue, colored paper dots (made with a hole punch), fabric scraps, etc. Make cut-to-size glued-on clothes, hair, etc. for characters by using a copy of the coloring sheet, cutting out the selected portions and making them the patterns for whatever you want to cut out of fabric, paper, foil, etc.

<p><b>Response Activities: Crafts</b></p> <p><b>Extra Crafts</b></p> 	<p>With each Bible Truth, there are three extra crafts included for use at any time.</p> <p>These are a <b>Go-and-Tell Craft</b>; a <b>Bible Story Coloring Picture</b> and a <b>Bible Story Puzzle</b> (which is the Storyboard Picture Placement page from the story, which you can cut out into the appropriate number of puzzle pieces for your children, then re-assembled by them).</p> <p><b>Like the other crafts in the curriculum, these extra crafts are referenced in the lesson plan, but instructions and any pages to be photocopied are found in Appendix C at the back of each Deep Down Detectives Core Curriculum book.</b></p>
<p><b>Response Activities: Discussion Sheet</b></p> 	<p>The discussion sheet contains questions about the key concepts used in the Bible Truth. These can be used to spark good conversation as the children are coloring. They can also be used as part of the games and other activities to add even more depth.</p> <p>They are most appropriate for use with children ages 3 and up.</p>
<p><b>Take Home Resources</b></p> <p><b>Coloring Pages/ Take Home Sheets</b></p>  <p><b>Take Home Version of the Bible Story</b></p> 	<p>There is a different coloring page/take home sheet for each of the three lessons provided for every Bible Truth. Each take home sheet has a slightly different emphasis, but they all include the key concepts and a few questions. They also tell parents where they can find the full script to Bible story and other resources on the Praise Factory website (in the Parents' Resource section for the curriculum), if they want to use them at home with their children.</p> <p>The <b>front side is the coloring page and the back side is the take home sheet. The coloring pages/take home sheets are referenced in the lesson plan, but the pages to be photocopied are found in Appendix C at the back of each Deep Down Detectives Core Curriculum book.</b></p> <p>There is also a <b>take home version of the story</b> that you can give out along with the take home sheets. This is also available online in the Deep Down Detectives parents' resources section.</p> <p><b>This version of the Bible story is referenced in the lesson plan, but is included in Appendix C at the back of each Deep Down Detectives Core Curriculum book.</b> It is also available online in the Deep Down Detectives Parent Resource section, as parents are reminded on each take home sheet along the bottom.</p>
<p><b>Music Resources</b></p> <p><b>Lyrics and Sheet Music</b></p>  <p><b>audio mp3's of the songs</b></p>	<p><b>Lyrics and sheet music for the songs used with each Bible Truth are included within the Deep Down Detectives Core Curriculum books.</b></p> <p>Each lesson plan includes the lyrics to the core songs used with each Bible Truth. Large format lyrics and sheet music for the songs is included in Appendix A of each Core Curriculum book.</p> <p>Frequently, the lesson plan references extra songs. The lyrics and sheet music to these extra songs are only found in Appendix A with the other unit songs.</p> <p>The songs can be downloaded from the <a href="http://praisefactory.org">praisefactory.org</a> website. There are 16 zip files of mp3s of songs, one for each of the 16 Deep Down Detectives units. Or, you can download the QR code sheets of links to the songs.</p>

## Customizing the Curriculum: Know Yourself to Know What You Need

A good, curriculum custom-fit starts with thinking carefully about those involved. Here are six, key factors to consider. (The Children's Ministry Questionnaire will guide you through these issues in much greater depth.)



### Your Children's Abilities

- + readers/pre-readers?
- + age groupings in the same class
- + attention span
- + exposure to the gospel?
- + etc.



### Your Teachers' Agility

- + teaching experience
- + experience with children
- + classroom experience
- + their own spiritual maturity
- + etc.



### Your Time Capacity

- + Thirty minutes or one hour?
- + Once a week/five days a week?
- + A camp session/a V.B.S
- + School year/a full year?
- + etc.




### Your Teaching Locality

- + Home, church or school?
- + Urban, suburban or rural?
- + Storage space available?
- + Classroom size?
- + etc.



### Your Ministry Priorities

- + Who gives you spiritual oversight?
- + What do they want you to teach?
- + Are they willing to look over the curriculum/help find and screen teachers?
- + etc.










### Your Practicalities

- + What is your budget?
- + Who will prepare the curriculum?
- + How much time do they have?
- + Is there anyone willing/able to oversee the start up and implementation of a new curriculum?

## Customizing the Curriculum: Build-Your-Own-Curriculum Sandwich



You've thought about who you are, what you need, what you can do, and what you can should do. Now it's time to customize your own curriculum version. We like to think of this process as similar to creating your favorite sandwich. Start with what you know has to be there, then add in extras until you get just what you want. You might be a "meat-only" sandwich, needing only the very basics of the curriculum. Or, you want "the works"--the whole curriculum, just as it is written. Many people use something in between. The important thing is to keep in mind the specifics of your teachers; your children; your time constraints; and, your ministry situation. Then build your own version of Deep Down Detectives that works best for you. Bon appetit!

<p><b>1. Start with the Meat:</b> Core Curriculum</p> 	<p>Resources:</p> <ul style="list-style-type: none"> <li>• Big Question and Answer</li> <li>• Bible Truth</li> <li>• Bible Verse</li> <li>• Bible Story</li> </ul>	<p>These are the backbone of biblical truth for the curriculum. You really only have to have these. Everything else is extra!</p>
<p><b>2. Choose Your Cheese:</b> Response Activities</p> 	<p>Resources:</p> <ul style="list-style-type: none"> <li>• Bible Memory Game</li> <li>• Bible Story Review Game</li> <li>• Music, Movement &amp; Memory</li> <li>• Crafts</li> </ul>	<p>Response activities are second in importance only to the "meat." They are enjoyable, hands-on activities that help the children learn and retain the "meat" of biblical truths.</p>
<p><b>3. Add the Lettuce:</b> Intake Activities</p> 	<p>Resources:</p> <ul style="list-style-type: none"> <li>• Free Play</li> <li>• Activity Centers</li> <li>• Unit Songs</li> <li>• Bible Memory Game</li> </ul>	<p>Intake Activities are a nice addition to your curriculum "sandwich", but you don't have to have them. They often help the children settle better in class and prepare them for learning.</p>
<p><b>4. Throw on Extra Veggies:</b> Zesty Extras</p> 	<p>Resources:</p> <ul style="list-style-type: none"> <li>• Deep Down Detectives Song</li> <li>• Classroom Rules Chant</li> <li>• The Big Question Box Song</li> <li>• The Bible Song</li> <li>• Let's Pray Song</li> <li>• ACTS Prayer Song</li> </ul>	<p>These are few extras that add zest to the curriculum. The Classroom Rules Song is especially helpful for reminding the children of expected classroom behavior in a fun way.</p>
<p><b>5. Spread on Condiments:</b> Transitions</p> 	<p>Resources:</p> <ul style="list-style-type: none"> <li>• The Classroom Song (4 verses)</li> </ul>	<p>Harnessing the transition points in your curriculum can make teaching much easier for your teachers and actually fun for your kids. The Deep Down Detectives curriculum uses music to structure and teach the children through every transition.</p>
<p><b>6. Choose Your Bread:</b> Curriculum Presentation Features</p> 	<p>Resources:</p> <ul style="list-style-type: none"> <li>• Big Question Box/Briefcase</li> <li>• Storyboard Flannelgraph Pictures or Story Scenes</li> </ul>	<p>These are resources that are used to present the curriculum to the children. They help keep the children focus and make the learning more visual and interactive.</p>
<p><b>7. Prepare It for Carry Out</b> Take Home Resources</p> 	<p>Resources:</p> <ul style="list-style-type: none"> <li>• Coloring Sheet/Take Home Sheet for each lesson</li> <li>• Take Home version of each story</li> </ul>	<p>Take home resources are a great way for parents to know what their children are learning and to provide them with a tool for further discussion.</p>

## Common Customizations: Age Groups

Having considered these questions, put this information to work to build your version of the curriculum.

Here are some ways we have customized the curriculum or seen it customized by others:

<b>CUSTOMIZE BY: Age Group</b>	
<b>2 year olds</b>	<p><b>GENERAL OBSERVATIONS:</b> You are doing well just to get these children to begin to sit as a group. Build up to this, as they get adjusted to a classroom setting. Set your expectations LOW! Helping the children learn how to be a group prepares them for learning more later and even more being able to join in the church service better. This, by itself, is a job well-done.</p> <p><b>NUMBER OF LESSONS OF A BIBLE TRUTH USED:</b> All three lessons for sure! Repetition is great for these kids! <b>But, if you go at this rate, you will not get very far through the 70 Bible Truths in a year. Consider using Hide 'n' Seek Kids instead.</b></p> <p><b>SUGGESTIONS FOR HOW TO USE THE CURRICULUM:</b></p> <p><b>Opening Activity Time:</b></p> <ul style="list-style-type: none"> <li>• Free play time as they come to class</li> <li>• You can have unit music playing in the background</li> <li>• Use the Classroom Songs to begin to teach them about transitions</li> </ul> <p><b>Opening Circle Time:</b></p> <ul style="list-style-type: none"> <li>• Use the Big Question Box/Briefcase</li> <li>• Teach them the Big Question</li> <li>• Sing the Big Question Song (short, nursery rhyme version)</li> <li>• Teach them the Bible Truth</li> <li>• Tell them the Bible Verse (maybe sing the song)</li> <li>• Tell the Bible story, using the storyboard</li> <li>• Do not expect these children to be able to do the listening assignment.</li> <li>• End with the ACTS prayer or an even shorter prayer, if attention is lagging.</li> </ul> <p><b>Response Activity Time:</b></p> <ul style="list-style-type: none"> <li>• Dismiss to free play time.</li> <li>• You can have unit music playing in the background.</li> <li>• Offer the coloring sheet/take home sheet craft after they have played for a while.</li> <li>• You MIGHT be able to weave a few of the discussion questions into your conversations with the children as they play or do their coloring sheet... but don't count on it. It's just fine if they don't! They are only two years old!</li> </ul> <p><b>Closing Circle Time:</b></p> <ul style="list-style-type: none"> <li>• Use the Classroom Songs to gather them back together.</li> <li>• Ask them the Big Question and Answer, tell them the Bible Truth, and sing the short Big Question Song again.</li> <li>• End with the ACTS prayer or an even shorter prayer, if attention is lagging.</li> </ul> <p><b>Dismissal:</b></p> <ul style="list-style-type: none"> <li>• Give out the take home version of the Bible Story, the day you start a new Bible Truth.</li> <li>• Give out coloring sheet/take home sheet for the lesson.</li> </ul>

## Common Customizations: Age Groups

CUSTOMIZE BY: Age Group	
3 year olds	<p><b>GENERAL OBSERVATIONS:</b> This age group can enjoy much of this curriculum.</p> <p><b>NUMBER OF LESSONS OF A BIBLE TRUTH USED:</b> All three lessons for sure! Repetition is great for these kids! <b>But, if you go at this rate, you will not get very far through the 70 Bible Truths in a year. Consider using Hide 'n' Seek Kids instead.</b></p> <p><b>HOW TO USE THE CURRICULUM:</b> As written, except... the listening questions will be a new concept to this children of this age. This is the new skill you will be working on to give the children. It may take a while to get them used to holding on to a question or two as they listen. You might even want to remind them of the questions as you read the story. (This is another way we help these children prepare to gather with the congregation and be ready to learn from a sermon. And, be careful not to overwhelm them with too many discussion questions. Choose a few and repeat them when playing the games. Add in more as they master the answers to your initial ones.</p>
4-5 year olds OR 2-5 year olds as one class	<p><b>GENERAL OBSERVATIONS:</b> <b>4-5 year olds:</b> The concepts of the curriculum were especially created with this age group in mind.</p> <p><b>2-5 year olds as one class:</b> You are combining children with fairly different developmental abilities. While one teacher is teaching, the other teacher may need to be quietly tending to the 2 year olds as their attention span fades.</p> <p><b>NUMBER OF LESSONS OF A BIBLE TRUTH USED:</b> These children will do best with 2-3 lessons of the three included with each Bible Truth. We do two concepts per month of Sundays. That 2 lessons from Bible Truth, then 2 lessons from the next Bible Truth. Or, in months with five Sundays, you would choose to do 2 lessons from one Bible Truth and 3 lessons from the next. <b>You will complete the curriculum in about 2 1/2 years at this rate.</b></p> <p><b>HOW TO USE THE CURRICULUM:</b> As written. You can introduce the longer, full Big Question Songs, not just the short nursery songs with children.</p> <p>And, for those who have combined 2-5 year olds, having the children do the suggested actions that go with the full, Big Question Songs can be a great chance for the little 2-year-olds to get some wiggles out.</p>

## Common Customizations: Age Groups

### CUSTOMIZE BY: Age Group

#### pre-K & K

#### GENERAL OBSERVATIONS:

The concepts of the curriculum were especially created with this age group in mind.

#### NUMBER OF LESSONS OF A BIBLE TRUTH USED:

These children will do best with 2 lessons of the three included with each Bible Truth. We do two concepts per month of Sundays. That 2 lessons from Bible Truth, then 2 lessons from the next Bible Truth. Or, in months with five Sundays, you would choose to do 2 lessons from one Bible Truth and 3 lessons from the next. **You will complete the curriculum in about 2 1/2 years at this rate.**

#### HOW TO USE THE CURRICULUM:

As written. You can introduce the longer, full Big Question Songs, not just the short nursery songs with children.

#### K-2nd grade

#### GENERAL OBSERVATIONS:

The concepts of the curriculum can still very good for this age group, but you are bumping up against its outer limits. I would move on to Praise Factory Investigators, if I was using Deep Down Detectives with the preschoolers. However, if this curriculum is being introduced with this age group, it will be great for them.

#### NUMBER OF LESSONS OF A BIBLE TRUTH USED:

These older children will do best with 1 to 2 lessons of the three included with each Bible Truth. You will probably bore them if you repeat beyond this point.

#### HOW TO USE THE CURRICULUM:

Definitely introduce the longer, full Big Question Songs, not just the short nursery songs with this group.

I would either do:

two, full lessons per Bible Truth;

OR,

I would do one full lesson per Bible Truth, then use the Opening Activity time of the next session to review the previous session's concepts by playing the Bible Story game/ Bible Verse Review Game/singing the songs). I would then introduce the next Bible Truth concepts in Opening Circle Time.



## Common Customizations: Teaching Situations

<b>CUSTOMIZE BY: Teaching Situation</b>	<b>How to Structure the Curriculum</b>
<p><b>Single Session</b> One, 60-90 minute session on a lesson, in one day, once a week examples: Sunday School, Church Hour, Mid-week programs</p>	<p>As written. If you do not really have 60 minutes of actual teaching time, you will need to choose what not to use. Choose what you think is most important to have in your session, then continue to add in elements until you have filled up your time budget.</p>
<p><b>Double Session</b> Two 60-90 minute sessions, on the same lesson, in one day, once a week examples: Sunday School PLUS Church Hour OR, Sunday Morning PLUS Sunday Evening OR, Sunday Morning PLUS Wednesday Evening</p>	<p><i>(This is how we use the curriculum here at CHBC)</i></p> <p><b>First session of the Double:</b></p> <ul style="list-style-type: none"> <li>• Use Opening Activity</li> <li>• Opening Circle Time</li> <li>• And choose an activity</li> <li>• Fill in extra time with free play activities</li> </ul> <p>snack and potty break</p> <p><b>Second session of the Double:</b></p> <ul style="list-style-type: none"> <li>• Review Opening Circle Time</li> <li>• Choose another activity</li> <li>• Fill in extra time with free play activities</li> </ul>
<p><b>Daycare/Schools Bible Class</b></p>	<p>Schools vary in how many days they teach Bible. Some will have a daily Bible class. Others, will have it only certain days.</p> <p>Here's a suggestion for one Bible Truth a week, 5 days a week Bible class for preschoolers:</p> <p>Typically, each session you will be:</p> <ul style="list-style-type: none"> <li>• Reminding the children of the Big Question and Bible verse;</li> <li>• Telling them the Bible story (or asking them questions to review it);</li> <li>• Singing the songs; and,</li> <li>• Following up with a response activity.</li> </ul> <p>There are three lessons in each Bible Truth, with a listening assignment for each lesson. each with a coloring page, and three games; plus, three extra crafts.</p> <ul style="list-style-type: none"> <li>• That makes 12 activities, plus the three extra crafts. Plenty for a week of Bible classes for little preschoolers.</li> <li>• You could read the story on Monday, Wednesday and Friday, using a different listening activity each time. Use the coloring sheet corresponds to the listening activity on those days.</li> <li>• Then, the other two days of the week, use the games to review what they have learned.</li> </ul> <p>With 16 units of 67 Bible truths, this gives you about two academic years of curriculum.</p>
<p><b>Camps, VBS and Short-term Missions Trips</b></p>	<p>Since camps, VBS and mission trips usually involve both preschoolers and elementary school children, you will do best use two or three of the Praise Factory family of curriculum to meet everyone's needs. At the end of this introduction section, we provide suggested schedules for these ministry situations. We also have included how the Bible Truths across all three curriculums line up so you can coordinate the truths you are teaching across all of the age groups/curriculums.</p>

## Maiden Voyage: Testing Out the Curriculum

### Making a Test Run

At last it's time to try out the curriculum on your kids. As mentioned before, our favorite way to try out a new curriculum is with a smaller group of children (of the more-likely-to-be-well-behaved variety), when there is an opportunity to do so. This gives the curriculum its best test-run. Ideally, you want to give any curriculum a few sessions trial period. New curriculum is new curriculum. Teachers will be getting used to it as will the kids.

You may choose to dive in the deep end and introduce the whole curriculum to the children at once. As you introduce the curriculum to your children, also remember that everything will be new to them at first. New ideas and structures use up a lot more attention and energy than when they are familiar and routine...and it takes time for them to become routine. Be patient! Expect this!

Or, you may take the gradual approach, deciding on lesson elements to introduce gradually, then adding more in as you go. Think about the routine the children are used to in your classroom already. What works? What doesn't work? Slot Deep Down Detectives resources into the parts of your current framework that work best with your children, then gradually build from there.

For example, you might want to start with just the Bible story and Bible verse the first lesson, adding other elements the second lesson, and so on. Also, realize that the children will be doing a lot more watching and a lot less direct participation at first as they are learning the routine.

Give yourself and the children a few lessons to settle into the routine before deciding what is the right amount of activities to include each week. As the children get used to the lesson routine, you will find the children have more attention and energy to devote to the learning activities.

### Evaluate and Adjust It

As you test-run the curriculum, you will probably want to evaluate and make changes. Reflect on how the teaching session goes, after each of your test runs and make any necessary changes. As you get closer to a good fit, add in more conditions like the typical classroom--such as your crazier kids, etc.. See how the curriculum works with these new elements. Make more changes until you feel good about your fit.

## The Real Launch: Implementing the Curriculum in Your Situation

<b>Sign Post It</b>	Once you have figured out what works best for your children and those teaching the curriculum, put sign posts in place in the classroom. If you found that certain activities work better in a certain part of the room (such as games or craft time), put up a sign on the wall near that area indicating that. Or, put down a rug where you want to have Circle Time.
<b>Choose and Train Your Load-Bearers</b>	<p>If the curriculum follows a set time schedule, display the schedule on the wall in large print so a teacher can with just a glance know what he/she should be doing.</p> <p>Signpost where you store your curriculum resources (games, curriculum, music, craft supplies, etc), too, so that even the newest teacher can easily find what he/she needs.</p> <p>Once you feel that you have adjusted the curriculum to a good fit for teacher and children, begin to train others in how to teach it, too. Ideally, this starts as a mentoring experience between you and another teacher (preferably two). You are looking for people who are willing to learn the curriculum inside-out until they can teach it well themselves and can later train others in it, too. I call these teachers, "load-bearers," because they will share the weight of implementing the new curriculum.</p> <p>First, have your load-bearers come observe you as you teach the curriculum. Have them read the introductory materials and the curriculum lesson plan before they observe. After class, de-brief with them about the session. Have them continue to come for a number of session, gradually handing over the teaching responsibilities until they are comfortable and confident.</p>
<b>Bring the Parents Up to Speed</b>	Make sure to include parents in your launch! Communicate with them about the change in curriculum that is happening. Hold a meeting. Send out an email. Hand out the Deep Down Detectives flyer (pgs. 7-8, Core Curriculum books). Ask them to parents. Invite their feedback. Make them your partners, after all, it is them and their kids you hope to help.
<b>Add Others</b>	With your load-bearers in place and confident in the curriculum, you can now begin to look for more potential teachers to be trained. The load-bearers will then follow the same steps as you took with them: having them observe, then gradually take teaching responsibilities, de-briefing after each session. Continue until they are confident.
<b>Want to See More?</b>	<p>Three times a year (the third Saturday/Sunday of March, May and September), we hold a free lunch, learn-and-look workshop and observation time here at Capitol Hill Baptist Church in Washington, D.C.</p> <p>On Saturday, we gather for lunch and talk philosophy; child protection policy; encouraging parents; recruiting teachers; dealing with discipline issues; etc; and, of course, curriculum. After finishing up our group session, we are happy to talk to individual churches about their particular situations.</p> <p>Then on Sunday, we offer an opportunity to see Deep Down Detectives and the other Praise Factory curriculum in action in our classes. This can be a great way to help others understand and get excited about the curriculum.</p> <p>The registration form for these workshops can be found on the Praise Factory website.</p>

## Protect Your Investment: Tips on Storing the Curriculum for Future Use

This is a curriculum that keeps on giving year after year. Everything is re-used. If you do a good job storing the curriculum, it will serve your church well and at little cost for many years.

Here are two ideas to help you:

### Idea #1: If you are teaching only a small group of children:




Then, store all of these resources together in a magazine file




# Protect Your Investment: Tips on Storing the Curriculum for Future Use

**Idea #2: If you are teaching a large group of children (like we do at CHBC), you may want to have a separate envelope for each resource type.**

Copies of  
Unit Lesson Plan,  
and Story  
with Listening  
Assignments



CDs,  
Song Track Lists,  
Lyrics &  
Sheet Music



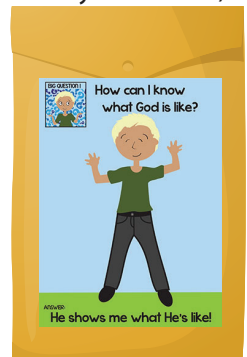
Bible Story  
storyboard  
Pictures,  
Pictures Key and  
Placement Guide



Discussion Sheet



Visual aids,  
(except for Bible  
Storyboard Pics)



Craft/Take Home  
Sheet 1



Craft/Take Home  
Sheet 2



Craft/Take Home  
Sheet 3



Extra Craft 1



Extra Craft 2



Extra Craft 3

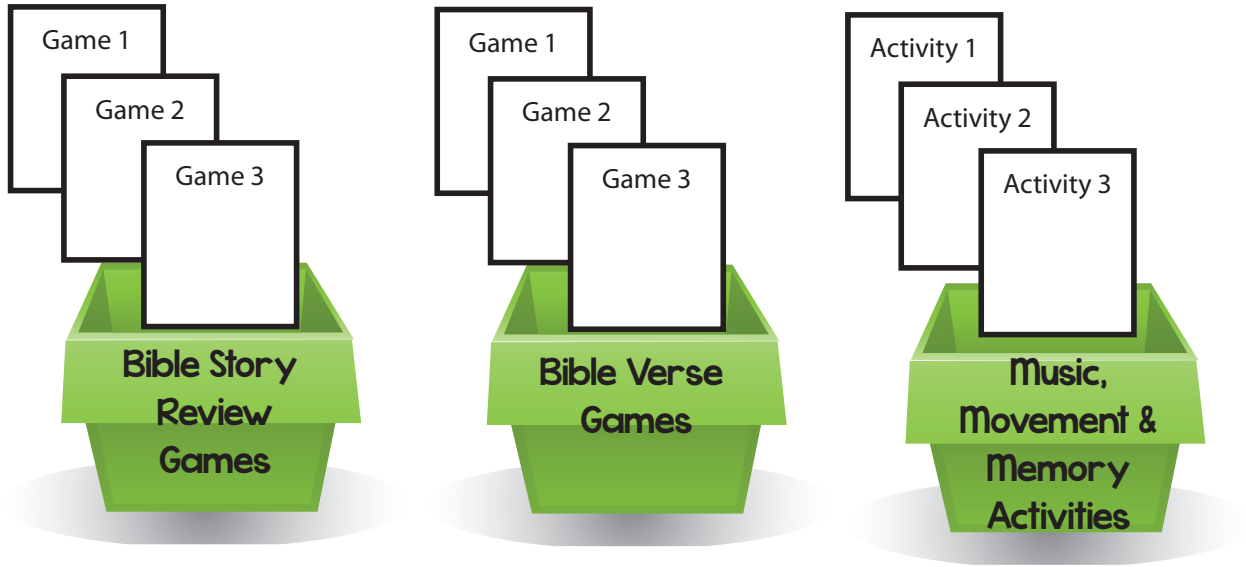


Then, store all of these  
resources together in a  
magazine file



## Protect Your Investment: Tips on Storing the Curriculum for Future Use

Store your games in separate ziploc bags and put them in bins.:



## Master Supplies List for All Deep Down Detectives Games

Deep Down Detectives uses many games. The good news is, they are simply made and they are re-used throughout the whole curriculum. Make sure you save the games you make and it will save you a lot of time later.

This is the full list of the games and the supplies needed in the Deep Down Detectives Curriculum. While you only need to make whatever games you choose to use with each lesson, **I strongly recommend that you make all the games before you start using the curriculum.** Get the prep work over with at the beginning and coast your way through years of enjoyment! Store them in ziploc bags or baskets and pull them out when needed. So simple!

### THIS LIST IS ALSO INCLUDED IN APPENDIX B: GAMES

#### **Bible Verse Games**

##### **Lily Pad Jump**

- Cube-shaped cardboard box,
- paper,
- glue,
- marker

##### **Animal Cube**

- Cube-shaped cardboard box,
- paper,
- glue,
- marker

##### **Simon Says How**

- Cube-shaped Cardboard box
- Paper, glue, and a marker

##### **Bean Bag Catch**

- 1 bean bag per every 2 children (or every child)
- NOTE: Can also fill socks with beans and tie open end to make beanbags.

##### **Slap, Clap and Stack**

- 10 or 12 Blocks or other stackable objects

##### **Freeze 'n' Say**

- Music and CD/Tape player

##### **Fill 'er Up**

- 1 bean bag per child
- NOTE: Can also fill socks with beans and tie open end to make beanbags.
- Cardboard box or laundry basket
- Carpet squares, 1 per child

##### **Loud and Soft, Big and Little**

- none

#### **Bible Verse Games**

##### **Roll 'n' Toss**

- Cube-shaped Cardboard box
- Paper, glue, and a marker
- 1 bouncy ball per 2 children

##### **Duck, Duck, Goose**

- none

##### **Deep Down Detective Mission Madness Practice**

- Detective Gear, such as a trench coat, sunglasses, and a hat

##### **Block Clapping**

- 2 wooden blocks per child, preferably about 3"x 2", as found in many children's block sets

##### **Meet, Greet, and Keep It Up**

- 16 oz cups, 1 per child (with some extras)
- 2 pieces of rope as long as a line of children
- Masking tape



## Master Supplies List for All Deep Down Detectives Games, continued

### **Music, Movement & Memory**

#### **Thumping Drums**

- 1 Oatmeal container/coffee can with lid per drum
- Tape
- Popcorn, rice, beans, etc.
- Wooden spoons, dowels, unsharpened pencils, if desired, for mallets

#### **Say, Spring Up and Shout**

- Bean bags, one per child

#### **Freeze Frame**

- Some kind of fun hat or clothing for the leader to wear

#### **Egg Shakers**

- Empty Easter eggs
- Rice, beans, buttons, pennies, popcorn, beads, small nails or bolts, etc.
- Glue and glue gun OR strong packing tape

#### **Jingle Bell Hands**

- 1 6" piece of sturdy string
- 4 or 5 jingle bells, available in most craft shops

#### **Sing, Dance, and Fall Down**

- Optional: Bean bags, one per child

#### **Big Voice, Little Voice**

- none

#### **Bottle Shakers**

- 1 empty 16 oz. soda bottle per shaker
- Rice, beans, buttons, pennies, popcorn, beads, small nails or bolts, etc.
- Glue and glue gun OR strong packing tape

#### **March 'n' Say**

- Optional: A fun hat for the leader of the march, or for everyone in the march

#### **Clap, Tap and Say**

- none

#### **Lullabies, Bells and Lions**

- Bell

### **Music, Movement & Memory**

#### **Musical Squares**

- Carpet Squares, enough for all of the children (or chairs)

#### **Block Clappers**

- 2 wooden blocks per child, preferably about 3"x 2", as found in many children's block sets

## Master Supplies List for All Deep Down Detectives Games, continued

### Story Review Games

#### **Going Fishing**

- One long wooden dowel, yardstick, etc. per fishing pole
- Yarn
- Paper clip per fishing pole
- Rope
- Two chairs
- Blanket
- Box/bucket/container
- Bucket

#### **Pony Express**

- Small manila envelopes, one per flannel graph figure
- Kid's small backpack or a tote bag with a strap
- Basket
- Cowboy hat
- Stick horse or a broom

#### **Fix Up the Mix Up**

- None

#### **Can You Remember?**

- Index cards

#### **Deep Down Detectives Clue Hunt**

- Variety of interesting items that have one or more places to hide a storyboard picture
- Detective Hat
- 4 False Clues (included on the next page)
- CD Player and Deep Down Detectives Theme Song

#### **Clothespin Line Up and Drop**

- Rope
- Clothespins, the hinged type
- Shoe box
- Tape

#### **Who's in the Basket?**

- Blanket
- Basket

#### **Run to the Grocery Store**

- Grocery bag or kid's grocery cart
- Empty food cartons

### Story Review Games

#### **Treasure Hunt**

- 10 small lidded plastic containers or boxes (like from a jewelry store) or wooden, hinged boxes from a craft store
- Various decorating supplies, such as fake craft jewels, glitter, glitter glue, foil paper, gold spray paint
- glue

#### **Take Me Through the Tunnel**

- Chairs or Table
- Sheet or blanket
- Box

#### **Missing in Action**

- None

#### **Who's Inside?**

- 10 different containers with lids

#### **Look Who's Coming Down the Tracks**

- Two shoe boxes
- 6' or so of rope
- Optional: Engineer's hat

## VBS, Camps and other Programs

Programs like camps, VBS and short-term missions Children's Ministry usually involve such a wide, age-range of children that it's best to use two or three curriculums, instead of just one, to meet everyone's learning level. This is easy to do with the Praise Factory family of curriculum, since you are using the same, sixteen Big Question Units in all three curriculums.

There are so many ways to do these programs. Here are the most common ones I've heard of:

- One, half day
- One, full day
- One evening
- Friday Night-Saturday
- Five, half days
- Five, full days
- Five evenings in a row
- Five one-day evenings (such as five Wednesday nights in a row)
- Two, five-day weeks in a row

Although these programs take place at many different times, they typically run one of three, standard lengths of time:

- 1 1/2 hour programs
- 2 1/2 hour programs
- 6 hour programs

Here are session suggestions for each of these three lengths of programs:

NOTE: I have put some place holder times in schedules. You change them to your actual times.

### 1 1/2 Hour Multi- Age Programs

1 1/2 Hour Program (for 2 year olds):

- 9:00 Free Play/Activity Centers
- 9:15 Opening Circle Time (Singing, Big Question, Bible Verse and Bible Story)
- 9:30 Free Play/Activity Centers
- 9:45 Activities: Game, Craft and/or Music
- 10:20 Closing Circle Time
- 10:30 Dismissal

1 1/2 Hour Program (for ages 3-5):

Hide 'n' Seek Kids or Deep Down Detectives Session, as written

1 1/2 Hour Program (for elementary age kids):

Praise Factory Investigators Session, as written

## VBS, Camps and other Programs: 1 1/2 Hour Schedule

### **1 1/2 Hour Program (for 2 year olds):** (Hide 'n' Seek Kids or Deep Down Detectives)

- (9:15 – Early Arriver Activity – a few puzzles or paper and crayons on a table)
- 9:30 – Activity Centers
- 9:40 – Clean Up Toys
- 9:45 – Opening Circle Time (Add actions to songs to make this time more active)
- 10:05 – Craft Time (Use one of the Extra Crafts)
- 10:15 – Play with Toys /Check Diapers/Potty Break
- 10:25 – Clean Up Toys
- 10:30 – Memory Verse Time: Music, Movement & Memory; Bible Verse Review Game
- 10:40 – Snack Time
- 10:50 – Closing Time/Take Home Sheet/Coloring Time (Ask them the Closing Time questions as they are coloring at the tables)
- 11:00 – Parents come

### **1 1/2 Hour Program (for 3-preK 5 year olds):** (Hide 'n' Seek Kids or Deep Down Detectives)

- (9:15 – Early Arriver Activity – a few puzzles or paper and crayons on a table)
- 9:30 – Activity Centers
- 9:40 – Clean Up Toys
- 9:45 – Opening Circle Time (Add actions to songs to make this time more active)
- 10:05 – Craft Time (Use one of the Extra Crafts)
- 10:15 – Play with Toys /Check Diapers/Potty Break
- 10:25 – Clean Up Toys
- 10:30 – Memory Verse Time: Music, Movement & Memory; Bible Verse Review Game
- 10:40 – Snack Time
- 10:50 – Closing Time/Take Home Sheet/Coloring Time (Ask them the Closing Time questions as they are coloring at the tables)
- 11:00 – Parents come

### **1 1/2 Hour Program--elementary school** (Praise Factory Investigators)

- 9:00 Opening Large Group Time: Welcome, Singing
- 9:15 Opening Large Group Time: Big Question, Bible Truth, Bible Verse and Bible Story
- 9:45 Small Group Activities (Discussion and Games/Music/Craft Activities) If desired, each small group can prepare their activity for Small Group Presentations in Closing Large Group.
- 10:15 Closing Large Group Time: Small Group Presentations and/or Singing
- 10:30 Dismissal

## VBS, Camps and other Programs: 2 1/2 Hour Schedule

### **2 1/2 Hour Program (for 2 year olds):** (Hide 'n' Seek Kids or Deep Down Detectives)

- (8:45 Early Arriver Activity – a few puzzles or paper and crayons on a table)
- 9:00 Activity Centers (first set)
- 9:10 Clean Up Toys
- 9:15 Opening Circle Time (Add actions to songs to make this time more active)
- 9:25 Activity Centers (first set)
- 9:35 Craft Time (Use one of the Extra Crafts)
- 9:45 Play with Toys /Check Diapers/Potty Break 2
- 9:55 Clean Up Toys
- 10:00 Snack Time
- 10:10 Memory Verse Time: Music, Movement & Memory; Bible Verse Review Game
- 10:20 Activity Centers (second set)
- 10:30 Clean Up Toys
- 10:45 Craft Time (one of the extra crafts)
- 10:55 Play with Toys /Check Diapers/Potty Break 2
- 11:00 Clean up Toys
- 11:05 Active Indoor/Outdoor Play
- 11:25 Closing Time Circle Time
- 11: 15 Coloring Time/Take Home Sheet
- 11:30 Parents come

### **2 1/2 Hour Program (for 3-preK 5 year olds):** (Hide 'n' Seek Kids or Deep Down Detectives)

- (8:45 Early Arriver Activity – a few puzzles or paper and crayons on a table)
- 9:00 Activity Centers (first set)
- 9:15 Clean Up Toys
- 9:20 Opening Circle Time (Add actions to songs to make this time more active)
- 9:40 Craft Time (Use one of the Extra Crafts)
- 9:55 Activity Centers (first set)
- 10:10 Clean Up Toys
- 10:15 Potty Break/Wash Hands
- 10:25 Snack Time
- 10:35 Active Indoor/Outdoor Play OR Activity Centers (second set)
- 10:50 Clean Up Toys
- 10:55 Memory Verse Time: Music, Movement & Memory; Bible Verse Review Game
- 11:10 Closing Time Circle Time
- 11:20 Coloring Time/Take Home Sheet
- 11:30 Parents come

### **2 1/2 Hour Program--elementary school** (Praise Factory Investigators)

- 9:00 Opening Large Group Time: Welcome, Singing
- 9:15 Opening Large Group Time: Big Question, Bible Truth, Bible Verse and Bible Story
- 9:45 Small Group Activity 1: Discussion and Craft Activity
- 10:15 Active Outdoor/Indoor Play
- 10:30 Snack (Story-related snack) ACTS and Discussion Time (related to activity they are about to do 10:45 Small Group Activity 2: (Prepare this one for presentation to the rest of the children during Closing Large Group Time, if desired)
- 11:15: Closing Large Group Time: Small Group Presentations and/or Singing
- 11:30 Dismissal

## VBS, Camps and other Programs: 6 Hour Schedule

### **6 Hour (Full Day) Program (for 3-preK 5 year olds):** (Hide 'n' Seek Kids or Deep Down Detectives)

Use one Bible Truth and Bible story for the whole day's session. Afternoon provides an opportunity for reinforcement.

#### **Morning Schedule**

- 8:45 Early Arriver Activity – a few puzzles or paper and crayons on a table)
- 9:00 Activity Centers (first set)
- 9:15 Clean Up Toys
- 9:20 Opening Circle Time (Add actions to songs to make this time more active)
- 9:50 Active Indoor/Outdoor Play (Playground or organized games)
- 10:30 Potty Break/Wash Hands/Snack Time
- 10:45 Music, Movement & Memory Game and Singing
- 11:00 Craft Time (Use one of the Extra Crafts)
- 11:30 Activity Centers (second set)
- 12:00 - 1:00 Lunch and Play Time/Rest Time

#### **Afternoon Schedule**

- 1:00 Bible Story Review & Bible Verse Review (repeat story and storyboard or use games to review)
- 1:20 Craft Time (Use one of the take home sheet coloring activities of the Extra Crafts)
- 1:40 Activity Centers (second set)
- 2:00 Snack and Potty Break
- 2:30 Closing Circle Time Review/Singing
- 2:40 Free play, games, possibility outdoors
- 3:00 Dismissal

### **6 Hour (Full Day) Program--elementary school** (Praise Factory Investigators)

**Use two stories from same Bible Truth: one in the morning, one in the afternoon.**

- 8:45 Greet children and parents as they arrive
- 9:00 Small Group Time: Introduce Big Question, Bible Truth, Bible Verse, etc.
- 9:15 Large Group Singing and Bible Story
- 9:45 Small Group Activity 1: Bible Truth Game
- 10:15 Small Group Activity 2: Craft
- 10:45 Snack and ACTS Prayer Time
- 11:00 Outdoor Fun - Active Game 1
- 12:00 Lunch and Free Play Time

#### **Afternoon Schedule**

- 1:00 Large Group Singing and Second Story (Other Bible Story or Story of the Saints)
- 1:30 Small Group Activity 1: Presentation Activity (Choose a different activity for each small group to work on during this time. They will present it to the rest of the children at the end of the session, if desired.)
- 2:15 Snack Time
- 2:30 Closing Large Group Time: Small Group Presentations and/or Singing
- 3:00 Dismissal

## VBS, Camps and other Programs: Choosing Curriculum

You've figured out how many sessions your program will run and how long each session will last. Next, you need to figure out which curriculum you want to use. We suggest using Hide 'n' Seek Kids and/or Deep Down Detectives with your pre-schoolers and Praise Factory Investigators for your elementary school kids.

Find a unit you want to become the theme of your VBS. Choose the Bible Truths you want to teach. The charts of the following pages should help you see how the Bible Truths match up in the three curriculums. You've got tons of resources within each concept to fill up your schedule.

### Here's a reminder of what you have in each:

---

#### Each Hide 'n' Seek Kids unit has:

- There is just one Bible Story and one Bible verse per unit.
  - There are 5 lessons of curriculum in each unit.
  - There is tons of music.
  - The activities in each of the 5 lessons include:
    - 1 Bible Story Review Game
    - 1 Bible Verse Game
    - 1 Music, Movement & Memory Activity (especially good for Bible Memory)
    - 1 Coloring Sheet/Take Home Sheet
- There are also 3 extra crafts
- 

#### Each Deep Down Detective unit has:

- There are multiple Bible truths within each unit.
  - There are three lessons of curriculum, per Bible Truth, within each unit.
  - There is one Bible story for each Bible Truth.
  - There are 3 lessons of curriculum for each Bible Truth.
  - There is tons of music
  - The activities in each of the 3 lessons include:
    - 1 Bible Story Review Game
    - 1 Bible Verse Game
    - 1 Music, Movement & Memory Activity (especially good for Bible Memory)
    - 1 Coloring Sheet/Take Home Sheet
- There are also 3 extra crafts
- 

#### Each Praise Factory Investigators unit has:

- Multiple Bible truths within it.
- There are three lessons of curriculum, per Bible Truth
- There are 3 stories for each Bible Truth: 1 Old Testament, 1 New Testament, and one Church History/missions.
- There are 3 lessons of curriculum for each Bible Truth--one for each of the three stories.
- There is tons of music.
- Each of the 3 lessons includes:
  - 1 Bible Story Review Game with Discussion Questions
  - 1 Bible Verse Game with Discussion Questions
  - 1 Bible Truth Game with Discussion Questions
  - 1 Craft with Discussion Questions
  - 1 Bible Verse Game with Discussion Questions
  - 1 Bible Verse Song with Discussion Questions, Sign Language and Song Game
  - 1 Hymn with Discussion Questions, Sign Language and Song Game
  - 1 Story-related Snack
  - 1 Take home sheet with the key concepts, the story and some discussion questions

<b>Bible Truths that Match Up Across the Curriculums</b>		
<b>Hide 'n' Seek Kids</b>	<b>Deep Down Detectives</b>	<b>Praise Factory Investigators</b>
<b>Unit 1: The God Who Reveals Himself</b> Q: How Can I Know What God Is Like? A: He Shows Me What He's Like!	1. By the Heart He Gave Me to Know and Love Him	1. God Made Our Hearts to Know and Love Him
	2. In Everything I See All Around Me	2. God's Creations Tell Us about Him
	<i><b>included in DDD Unit 1 Bible Truth 3, below</b></i>	(3. God Spoke to His People through Prophets Long Ago)
	3. In the Bible, the Perfect Word of God	4. God Speaks through His Word, the Bible
<b>Unit 2: God's Wonderful Word, the Bible</b> Q: What's So Special about the Bible? A: It Alone Is God's Word!	4. Through His Very Own Son, Jesus Christ	5. God Reveals Himself Most Completely through His Son, Jesus
	1. God Made Sure It Was Written Down Just Right	1. God Inspired Many People to Write Down His Word Perfectly
	2. It Tells Us about God and His Plans	2. God's Word Tells God's Way and Plans for His People, Past, Present and Future
	3. God Uses It to Save His People	3. God Uses His Word to Save His People
<b>Unit 3: The Good News of God, the Gospel</b> Q: What Is the Gospel? A: Salvation through Faith in Jesus Christ!	4. God Uses It to Change His People	4. God Uses His Word to Change His People
	1. God Made Us and We Should Obey Him	1. God Is the Good Creator and King of the World
	2. We Have All Disobeyed God and Deserve His Punishment	2. All Have Rejected God and Deserve His Eternal Punishment
	3. God Sent Jesus to Pay for God's People's Sins	3. God Sent Jesus to Bear the Punishment for Sin
<b>Unit 4: The God Like None Other</b> Q: Can Anybody Tell Me What the LORD Is Like? A: He's Not Like Anyone Else!	4. God Saves All Who Repent of Their Sins and Trust in Jesus as Their Savior	4. God Saves Those Who Repent and Trust in Jesus
	1. He Is a Glorious Spirit	1. The LORD is a Glorious Spirit
	2. He Is the One, True God	2. The LORD is the Only True God
	3. He Is God the Father, Son and Holy Spirit: One God, But Three Persons	3. The LORD Is God the Father, Son and Holy Spirit: One God, But Three Persons
	4. He Is Everywhere, All the Time	4. The LORD Is Everywhere, All the Time
	5. He Knows Everything There Is to Know	5. The LORD Knows Everything There Is to Know
	6. He Is Perfectly Holy, Purely Good	6. The LORD is Holy
	7. He Can Do Anything He Wants to Do	7. The LORD is Omnipotent
	8. He Is Always Faithful, Through and Through	8. The LORD is Faithful
<i><b>included in DDD Unit 4 Bible Truth 2, above</b></i>	9. The LORD's Names Tell Us About Him	
<b>Unit 5: God, the Good Creator</b> Q: Can You Tell Me What God Made? A: God Made All Things Good!	1. He Made Everything Good in Heaven and Earth	1. God Created All Things Good in the Beginning
	2. God Made People in a Special Way	2. God Created People Good in the Beginning
	<i><b>included in DDD Unit 5 Bible Truth 1, above</b></i>	3. God Created the World to Praise and Glorify Him
	<i><b>included in DDD Unit 5 Bible Truth 1, above</b></i>	4. God's Plans For His Creation Are Good and Unfailing
<b>Unit 6: God, the Just and Merciful</b> Q: How Did Bad Things Come into God's Good World? A: Bad Things Came Through Sin!	1. When Adam and Eve Chose to Disobey God	1. Angels and People Rebelled against God in the Beginning
	<i><b>included in DDD Unit 6 Bible Truth 1, above</b></i>	2. God Treated the First Sinners with Justice and Mercy
	2. When It Spread to the Whole World	3. All People Are Born Sinful, All People Need God's Mercy
<b>Unit 7: The Law-Giving God</b> Q: What Are God's Laws Like? A: God's Laws Are Perfect!	1. They are Written in the Bible, God's Word	1. God's Laws Are Written in the Bible
	<i><b>included in DDD Unit 7 Bible Truth 2, below</b></i>	2. God Created Us Perfect Law Keepers, But We Are All Lawbreakers
	<i><b>included in DDD Unit 7 Bible Truth 2, below</b></i>	3. God Gave Us His Laws to Convict Us of Our Sin that We Might Be Saved
	2. They Show Us that We Need God to Save Us	4. Jesus Kept God's Law Perfectly to Save God's People by His Grace
	3. They Tell Us How to Love God and Others	5. The Heart of God's Law is Love



## Bible Truths that Match Up Across the Curriculums

Hide 'n' Seek Kids	Deep Down Detectives	Praise Factory Investigators
<b>Unit 8: The God Who Loves</b> Q: What Is God's Love for His People Like? A: It's More than They Could Ever Deserve!	<i>included in DDD Unit 8, Bible Truth 1, below</i>	1. God Blesses All People with Many Good Gifts
	<i>included in DDD Unit 8, Bible Truth 4, below</i>	2. God Loved His People Before They Loved Him
	1. He Gave His Son, Jesus, to Save Them	3. God Showed the Depths of His Love by Giving His Son to Save His People
	2. He Always Takes Care of Them	4. God Loves His People by Caring for Their Needs
	3. He Uses Their Sadnesses for Good	5. God Uses Everything in His People's Lives for Their Good and His Glory
	4. He Will Never Stop Loving His People	6. God Will Never Stop Loving His People
<b>Unit 9: Jesus Christ, Immanuel, God with Us</b> Q: What Did Jesus Come to Do? A: Jesus Came to Bring Us to God!	1. He Left His Home in Heaven to Save Us	1. Jesus, the Servant King
	2. He Never, Ever Disobeyed God	2. Jesus, the Obedient Son
	3. He Taught about God and Did Amazing Things	3. Jesus, the Amazing Teacher
	<i>included in DDD Unit Bible Truth 3, above</i>	4. Jesus, the Ruler of All Creation
	<i>included in DDD Unit 9, Bible Truth 5, above</i>	5. Jesus, the Lord over Life and Death
	<i>included in DDD Unit 9, Bible Truth 4, below</i>	6. Jesus, the Forgiver of Sins
	<i>included in DDD Unit 9, Bible Truth 2, above</i>	7. Jesus, the Christ, the Son of the Living God
	<i>included in DDD Unit 9, Bible Truth 1</i>	8. Jesus, the Glory of God
	4. He Died on the Cross for God's People's Sins	9. Jesus, the Ransom for Sinners
	5. He Rose from the Dead	10. Jesus, the Conqueror of Death
	<i>included in DDD Unit 9, Bible Truth 5, above</i>	11. Jesus, the Firstborn of the Resurrection
	6. He Went Up to Rule in Heaven	12. Jesus, the Reigning Son in Heaven
<b>Unit 10: The Holy Spirit: The Indwelling God</b> Q: What Does the Holy Spirit Do in God's People? A: He Changes Their Hearts!	1. The Holy Spirit Lives in God's People	1. The Holy Spirit Lives in God's People
	2. The Holy Spirit Gives God's People Courage	2. The Holy Spirit Gives God's People Courage
	3. The Holy Spirit Gives God's People Wisdom	3. The Holy Spirit Gives God's People Wisdom
	4. The Holy Spirit Builds God's Church	4. The Holy Spirit Builds God's Church
<b>Unit 11: The God Who Saves</b> Q: How Can We Be Saved? A: It Is God's Free Gift!	1. When We Tell God Our Sins and Turn Away from Them	1. God Saves Sinners Who Confess Their Sins
	<i>included in DDD Unit 11, Bible Truth 2, below</i>	2. Jesus Is the Only Way to Be Saved
	2. When We Trust in Jesus As Our Own Savior	3. We Must Trust Jesus as Our Savior
3. When the Holy Spirit Works in Our Hearts	4. The Holy Spirit Changes Our Hearts so We Can Be Saved	
<b>Unit 12: God's People Live for Him</b> Q: How Should God's People Live? A: They Should Live Like Jesus!	1. By Asking God for His Help	1. God's People Grow to Be More Like Jesus
	2. By Loving Him Most of All	2. God's People Love Him with All Themselves
	3. By Loving Other People As God Has Loved Them	3. God's People Love Others
	4. By Trusting God and Being Happy With What He Wants	4. God's People Trust Him
	<i>included in DDD Unit 12 Bible Truth 8, below</i>	5. God's People Are Good Stewards of His Gifts
	<i>included in DDD Unit 12 Bible Truth 5, below</i>	6. God's People Obey Him
	<i>included in DDD Unit 12 Bible Truth 5, below</i>	7. God's People Do Good Works God Has Prepared for Them
	5. By Learning God's Word and Obeying It	8. God's People Read His Word, the Bible
	<i>included in DDD Unit 12 Bible Truth 2, above</i>	9. God's People Think about Him
	6. By Saying "No" to Disobeying God	10. God's People Say "No" to Temptation
	7. By Telling the Good News of Jesus	11. God's People Tell Others about Him
	<i>included in DDD Unit 12 Bible Truth 4, above</i>	12. God's People Suffer According to His Plan
	<i>included in DDD Unit 12 Bible Truth 4, above</i>	13. God's People Know Heaven Is Their Home
	8. By Making Much of God	14. God's People Delight in His Glory

<b>Bible Truths that Match Up Across the Curriculums</b>		
<b>Hide 'n' Seek Kids</b>	<b>Deep Down Detectives</b>	<b>Praise Factory Investigators</b>
<b>Unit 13: The Sustaining God</b> Q: Why Do God's People Keep Believing in Him? A: It Is God's Sustaining Grace!	1. God, Alone, Sustains God's People	1. God, Alone, Sustains God's People
	2. God the Father Promises to Help His People	2. God the Father Promises to Help His People
	3. Jesus Provides God's People with Everything They Need	3. Jesus Provides God's People with Everything They Need
	4. The Holy Spirit Works in God's People	4. The Holy Spirit Works in God's People
	5. The Word of God Grows God's People	5. The Word of God Grows God's People
	6. God Uses His People to Strengthen and Comfort Each Other	6. God Uses His People to Strengthen and Comfort Each Other
<b>Unit 14: The God Who Delights in Our Prayers</b> Q: How Does God Want Us to Pray? A: Every Night and Day!	1. God Wants Us to Praise Him	1. God Delights in Our Adoration of Him
	2. God Wants Us to Confess Our Sins	2. God Delights in Our Humble Confession of Sin
	3. God Wants Us to Thank Him	3. God Delights in Our Thanksgiving to Him
	4. God Wants Us to Ask Him to Do Great Things	4. God Delights in Our Supplications to Him
	<i>included in DDD Unit 14 Bible Truth 4, above</i>	5. God Always Answers Prayers
	<i>included in DDD Unit 14 Bible Truth 4, above</i>	6. Jesus Is Why God Answers God's People's Prayers
<b>Unit 15: God's People Gather Together</b> Q: Why Do God's People Go to Church? A: To Worship God and Love One Another!	1. By Praising God for Jesus' Win over Death	1. God's People Gather Together for a Special, Weekly Worship Day
	<i>included in DDD Unit 15 Bible Truth 2, below</i>	2. God's People Are Led by Godly Leaders
	2. By Learning from God's Word, the Bible	3. God's People Gather to Hear God's Word
	<i>included in DDD Unit 15 Bible Truth 3, below</i>	4. God's People Are Called the Body of Christ
	3. By Caring for Each Other's Needs	5. God's People Love One Another with a Covenant Love
	<i>included in DDD Unit 15 Bible Truth 3, above</i>	6. God's People Gather to Give
	4. By Telling What God Has Done and Praying	7. God's People Gather for Fellowship
	<i>included in DDD Unit 15 Bible Truth 4, above</i>	8. God's People Invite Others to Gather with Them
	<i>included in DDD Unit 15 Bible Truth 4, above</i>	9. God's People Gather to Pray
	5. By Baptizing People Who Trust in and Live for Jesus	10. God's People Proclaim Their New Life in Christ through Baptism
	6. By Remembering Jesus Died to Save Them	11. God's People Celebrate Christ's Redeeming Sacrifice for Them
<b>Unit 16: Jesus, the Returning King</b> Q: What Will Happen When Jesus Comes Back? A: God Will Make Everything New!	1. Jesus Will Judge All People Fairly	1. King Jesus Will Return to End the World
	<i>included in DDD Unit 16 Bible Truth 1, above</i>	2. King Jesus Will Return When God's Work on Earth is Done
	<i>included in DDD Unit 16 Bible Truth 1, above</i>	3. When King Jesus Returns, God's People Will Be Made Like Him
	<i>included in DDD Unit 16 Bible Truth 1, above</i>	4. King Jesus Will Return to Bring the Wicked to Just and Final Punishment
	<i>included in DDD Unit 16 Bible Truth 1, above</i>	5. King Jesus Will Return to Judge God's People, Too
	<i>included in DDD Unit 16 Bible Truth 2, below</i>	6. King Jesus Will Be United with His Bride, God's People, Forever
	2. God's People Will Live Happily with God Forever	7. King Jesus Will Reign Forever

# **DEEP DOWN DETECTIVES**

**Curriculum Resources  
for Unit 16, Bible Truth 1:**



**What Will Happen When  
Jesus Comes Back?**

**God Will Make Everything New...**

**Jesus Will Give Out Last  
and Fair Punishments for Sin!**

## Session Prep (especially good for newbies!)

### Pray!



Pray for the Holy Spirit to be at work in your and the children's hearts.

### Review



If new to the curriculum, look at the **Getting Started with Deep Down Detectives section of the Core Curriculum book.** (p.5) It will be especially helpful to read through the Deep Down Detectives section of **The Praise Factory Tour: Extended Version Book.** This is a visual way to understand what goes on in the classroom. (A pdf of the book is found in the samples section on the website.)

### Look through and Learn the Lesson



Read over **lesson plan.** Practice any **songs or action rhymes** you are using. Choose/make up motions to go with these. Choose less with younger children and more with older preschoolers. **Practice the lesson with the visual aids** and using the Big Question Box/Briefcase.

### Read and Rehearse the Bible Story with Pictures



Read the Bible story from the Bible. Read the curriculum version. Practice telling it with the storyboard pictures. (If you have not previously laminated the story pictures, do that now.) Or, rehearse it from the Simple Story Scenes, if you are using those.

### Let There Be Music



Download the music and listen to the songs. Choose which of the songs you will use with the children. If using live musicians, make sure they have the sheet music (Appendix A, Core Curriculum book).

### Put the Props in Place



1. Prepare your Visual Aids. Put the Big Question, Unit Bible Truths, Bible Truth, Bible Verse, and Listening Assignment signs, as well as the Bible Story script in one side of the Bible folder.
2. Get out your storyboard. If using Simple Story Scenes, put these in your Bible Folder. Or, if using the individual storyboard figures, put all background pictures in place (they have a BG by the number). Put the rest of the storyboard pictures (these have a SB by the number) in order of use in the other side of the Bible folder.
3. Put the DDD Bible Folder as well as the Big Question sign in the Big Question Box/Briefcase and shut it. If your box/briefcase has locks and you want to use the unlocking the box as part of your session, lock it now....but make sure you have the key or know the code first.
4. Prepare the music CD or sheet music or mp3 device for use in your session.

### Set Out Free Play Activities



Choose and set up free time activities you will use with the children. Choose a variety of different activities that will be enjoyed by different types of children. Rotate the activities you provide to keep them interesting and fresh to your children. (Suggestions in Appendix D, Core Curriculum books.)

### Prepare Any Activities



Choose which (if any) of the Bible Truth games and crafts activities you want to use in the session. Bear in mind your time frame as well as the developmental abilities and attention span of your children as you decide which/how many to prepare. **Look over the Discussion Sheet** and choose a few questions you might use to spark discussion with the children as they do their activities (especially good for ages 3's+). Pray for God to give you opportunities to talk about these things with the children.

### Let Them Take It with Them



Make copies of the craft/take home sheets, if you are not already using them as one of your activities. You may also want to make copies of the story (see take-home version of each story included in Appendix C with the other take home resources) to have for parents to use with their children at home. There's a link on each craft/take home sheet to the story, if you don't make hard copies.

### Store It



After your session is over, collect the resources and store them for future use. This curriculum can be used over and over for years to come.

---

## Unit 16: Jesus, the Returning King

---

### UNIT OVERVIEW

Jesus is coming back one day. What a day it will be! This old world and its ways will come to an end. God will destroy it and sin and death with it. He will create a new, perfect world for His people to live in with Him forever.

It will be a beautiful, happy place where there will never be anything sad or bad in it...ever! God's people will live there with Jesus as their king. Here on earth, they know God in their hearts; but there, they will see Him face-to-face. Think of your favorite thing to do. Life with Jesus will be better than this. Think of your favorite place to be. Life with Jesus in the new world will be better than that! Think of your favorite person to be with. Living with Jesus will be far better than that! There will never be anything better than living with God like this!

What a wonderful day that will be for God's people! What a wonderful day that will be for us, too, if we turn away from our sins and trust in Jesus as our Savior!

In this unit we will learn two truths about what will happen when Jesus comes back.

### UNIT BIBLE VERSE: Revelation 21:5-6, ESV

"And he who was seated on the throne said, "Behold, I am making all things new...It is done! I am the Alpha and the Omega, the beginning and the end."

### BIG QUESTION UNDER INVESTIGATION: What Will Happen When Jesus Comes Back?

**ANSWER:** God Will Make Everything New!

#### OPTIONAL Big Question 16 INTRODUCTION LESSON (Use Hide 'n' Seek Kids Unit 16 Material)

Story: The Case of the Wonderful Ending 2 Peter 3

Bible Verse: Revelation 21:5-6, ESV

#### ➔ BIBLE TRUTH 1: Jesus Will Judge All People Fairly (3 Lessons Available)

Story: The Case of the Two, Big Books Matthew 16; Mark 8:27-38, Revelation 20:11-15

Bible Verse: Revelation 22:12-13, ESV

#### BIBLE TRUTH 2: God's People Will Live Happily with God Forever (3 Lessons Available)

Story: The Case of the Promise Keeper Isaiah 1,2,6,24,25,49,52-53,60,65,66; Daniel 3; Revelation 21

Bible Verse: Revelation 19:6-7, ESV

## Deep Down Detectives ESV Songs 16 Track Numbers

This is a listing of all songs mentioned in the unit curriculum. You may or may not choose to use all of the songs. They are listed in easy-reference order--NOT in the order used in the curriculum.

You may choose to simply burn a CD/load them onto an mp3 device in this order. Or, you may want to do what we do: choose the songs we want to use and create a play list of them in that order. Then, we burn a CD/upload the play list onto an mp3 device. A teacher only has to click forward to the next song, instead of hunting for the right track. The track number have been included as part of the title of each song, teachers will still have a reference to the track number listed in the curriculum (same as those listed below), even if you change the order on your customized play list.

*listen to or download songs for free at <https://praisefactory.org:Deep Down Detectives Music page>*

### SONGS USED EVERY UNIT OF THE CURRICULUM

- 1 The Classroom Song v.1
- 2 The Classroom Song v.2
- 3 The Classroom Song v.3
- 4 The Classroom Song v.4
- 5 Deep Down Detectives Theme Song
- 6 The Classroom Rules Song
- 7 Let's Pray Song
- 8 The Big Question Box Song
- 9 The Bible Chant Song
- 10 ACTS Prayer Song (Short Version)
- 11 ACTS Prayer Song (Full Version)

#### Why the Extra Songs?

Deep Down Detectives is a curriculum used by a wide age-span of kids. Sometimes one of the other songs is a better fit for your kids. Or, you may simply want to teach them more songs on the same Bible Truth. Use as many or as few as you want.

### UNIT 16: JESUS, THE RETURNING KING

- 12 Big Q & A 16 Song
- 13 Big Question 16 Song: What Will Happen When Jesus Comes Back?
- 14 Big Question 16 Bible Verse Song: And He Who Was Seated Revelation 21:5-6, ESV
- 15 *Extra Big Question 16 Bible Verse Song: I Am Making All Things New Revelation 21:5, NIV 1984 (other version)*
- 16 Big Question 16 Hymn: At the Name of Jesus, v.1
- 17 Big Question 16 Praise Song: He Is Lord

### What Will Happen When Jesus Comes Back?

#### God Will Make Everything New...

#### Bible Truth 1: Jesus Will Judge All People Fairly

- 18 Bible Verse: Behold, Behold Revelation 22:12-13, ESV
- 19 *Extra Bible Verse: Henceforth There Is 2 Timothy 4:8, ESV*
- 20 *Extra Bible Verse: The Day of the Lord 2 Peter 3:10-13, ESV*
- 21 *Extra Bible Verse: When You Hear of Wars Mark 13:7-10,26,27, ESV*
- 22 *Extra Bible Verse: God Is Just 2 Thessalonians 1:6-10, NIV 1984*

#### Bible Truth 2: God's People Will Live Happily with God Forever

- 23 Bible Verse: Hallelujah, Hallelujah! Revelation 19:6-7, ESV
- 24 *Extra Bible Verse: Hallelujah! Revelation 19:6-7, ESV*
- 25 *Extra Bible Verse: We'll All Be Changed 1 Corinthians 15:51,52,54, ESV*
- 26 *Extra Bible Verse: Behold a Great Multitude Revelation 7:9-10, ESV*
- 27 *Extra Bible Verse: No More Death Revelation 21:3-4;22:3-8, ESV*

**Big Question 16, Bible Truth 1 Overview: Key Concepts**

p.1

**Unit 16: Jesus, the Returning King**

**Unit Big Question (and Answer):** What Will Happen When Jesus Comes Back?  
God Will Make Everything New!

**Unit Bible Verse:** "And he who was seated on the throne said, "Behold, I am making all things new... It is done! I am the Alpha and the Omega, the beginning and the end."--Revelation 21:5-6, ESV

**Bible Truth 1 Concept: God Will Make Everything New... Jesus Will Judge All People Fairly!**

When Jesus comes back, He will gather everyone who has ever lived before Him to be judged fairly. All the people who are alive when Jesus comes back, will stand before Him. All the people who were already dead will come out of the places they are buried and appeared before Him, too. Millions and millions, billions and billions of people.

There will be more people than WE can know or count standing before Jesus on that day. But they won't be too many for Jesus. Jesus is God's Son. He knows everyone completely. Nothing is hidden from Him. And on that day, Jesus will sit on His throne (king's chair) and will judge all of us. What does it mean to judge? It means that Jesus will think fairly about what each person did with the life God gave them. Did they love God and serve Him? Did they love others? How did they use the good gifts God gave them? And most importantly, did they turn away from their sins and trust in Jesus as their Savior... or, did they refuse Him?

It will be the saddest of days for all who refused to turn away from their sins and trust in Jesus as their Savior. The day for forgiveness and mercy will be over. Now, they will be separated from God and everything good forever. Satan and all the angels who rebelled against God will receive this final, terrible punishment, too. Oh, how I wish that everyone would turn away from their sins and trust in Jesus instead of receiving God's punishment!

But what about God's people? How will Jesus fairly think about them? Didn't they disobey God, too? Shouldn't they be separated from God, too? Yes, they did disobey God, too. Yes, they deserve to be separated from God; but instead, they will receive wonderful, eternal life with God on that day! Why? Because they turned away from their sins and asked for God's forgiveness. They trusted in Jesus as their Savior, and He paid for their sins when He died on the cross. Because of Jesus, this will be a day of praise for them. Jesus will reward them for the good works they did in His name. And best of all, they will get to live happily with God in special closeness forever. We can be ready for that day, too, if we turn away from our sins and trust in Jesus as our Savior. This is how we become God's people.

**Bible Truth 1 Bible Verse: Revelation 22:12-13, ESV**

"Behold, I am coming soon, bringing my recompense with me, to repay each one for what he has done. I am the Alpha and the Omega, the first and the last, the beginning and the end."

**Learn a Little:** "I am coming soon to repay each one for what he has done."

**Meaning**

One day, Jesus will come back. He will bring an end to sin and death. He will fairly judge everyone. Oh, what an awful day it will be for those who did not turn away from their sins and trust in Jesus! There will be no good reward for them. Only God's punishment for their sins. How sad!

But the day Jesus comes back will be a wonderful day of celebration for God's people! He will reward the good things that God did through them. And because they did turn away from their sins and trusted in Him as their Savior, they will go to live with Him forever in the new heaven and earth He will create for them. We will be there on that day, too. It can be a day of celebration for us, too, if we turn away from our sins and trust in Jesus as our Savior.

**Big Question 16, Bible Truth 1 Overview: Key Concepts**

p.2

**Bible Truth 1 ACTS Prayer**

- A** We praise You, Jesus, for being the good Judge who will give out fair rewards and punishments to all people at the end of time. We praise You for being the Savior who offers to forgive us and make us God's people, so we can live with You and celebrate on that day You judge us all.
- C** Jesus, we know that we are all sinners. We have all disobeyed God's laws. We can never deserve to be God's people on our own. We need You to be our Savior!
- T** Thank You, Jesus, that we do not have to depend on our own goodness on the day You judge us. Thank You for dying on the cross to save all who turn away from their sins and trust in You as their Savior. Thank You that You will judge all who do according to Your perfect life, not their own. You have taken God's punishment in their place. They are forgiven. If we trust in You, we don't have to fear Your punishment on that day. We can look forward in excitement to life with You forever.
- S** Work in our hearts! Help us all to turn away from our sins and trust in You as our Savior. Help us to do good things with the gifts You have given us. Help us to love You and love others. Come back soon, Jesus!

In Jesus' name we pray, Amen.

**Bible Truth 1 Story****The Case of the Two, Big Books**

*Matthew 16; Mark 8:27-38, Revelation 20:11-15*

**Songs Used in Bible Truth 1**

Big Q & A 16 Song

Big Question 16 Song: What Will Happen When Jesus Comes Back?

Big Question 16 Bible Verse Song: And He Who Was Seated Revelation 21:5-6, ESV

*Extra Big Question 16 Bible Verse Song: I Am Making All Things New Revelation 21:5, NIV 1984*

Big Question 16 Hymn: At the Name of Jesus, v.1

Big Question 16 Praise Song: He Is Lord

Bible Truth 1 Bible Verse Song: Behold, Behold Revelation 22:12-13, ESV

*Bible Truth 1 Extra Bible Verse: Henceforth There Is 2 Timothy 4:8, ESV*

*Bible Truth 1 Extra Bible Verse: The Day of the Lord 2 Peter 3:10-13, ESV*

*Bible Truth 1 Extra Bible Verse: When You Hear of Wars Mark 13:7-10,26,27, ESV*



*Bible Truth 1 Extra Bible Verse: God Is Just 2 Thessalonians 1:6-10, NIV 1984*

*listen to or download songs for free at <https://praisefactory.org>: Deep Down Detectives Music page*



**1. GETTING STARTED**

 = follow the stars for a short & simple lesson plan

<p><b>Intake Activity Ideas</b></p>	<p><b>Choose one of these open-ended activities to include children as they join the class:</b></p>																						
<p><b>Free Play Time</b> <i>suggestions in Appendix D</i></p>	<p> Offer your own or some of the easy-to-make, free play activities suggested in Appendix D.</p>																						
<p><b>OR Sing-along Music Time</b> <i>lyrics and sheet music, Appendix A</i>  <i>listen to or download songs for free at <a href="https://praisefactory.org:Deep Down Detectives Music page">https://praisefactory.org:Deep Down Detectives Music page</a></i></p>	<p>Music from Deep Down Detectives (DDD) ESV Songs 16:</p> <table border="0"> <tr> <td>Big Q &amp; A 16 Song</td> <td><i>DDD ESV Songs 16, track 12</i></td> </tr> <tr> <td>Big Question 16 Song</td> <td><i>DDD ESV Songs 16, track 13</i></td> </tr> <tr> <td>Big Question 16 (Unit) Bible Verse Song: And He Who Was Seated Revelation 21:5-6, ESV</td> <td><i>DDD ESV Songs 16, track 14</i></td> </tr> <tr> <td>Extra Big Question 16 (Unit) Bible Verse Song: I Am Making All Things New Revelation 21:5, NIV 1984</td> <td><i>DDD ESV Songs 16, track 15</i></td> </tr> <tr> <td>Big Question 16 Hymn: At the Name of Jesus, v.1</td> <td><i>DDD ESV Songs 16, track 16</i></td> </tr> <tr> <td>Big Question 16 Praise Song: He Is Lord</td> <td><i>DDD ESV Songs 16, track 17</i></td> </tr> <tr> <td>Bible Truth 1 Bible Verse Song: Behold, Behold Revelation 22:12-13, ESV</td> <td><i>DDD ESV Songs 16, track 18</i></td> </tr> <tr> <td>Bible Truth 1 Extra Bible Verse Song: Henceforth There Is 2 Timothy 4:8, ESV</td> <td><i>DDD ESV Songs 16, track 19</i></td> </tr> <tr> <td>Bible Truth 1 Extra Bible Verse Song: The Day of the Lord 2 Peter 3:10-13, ESV</td> <td><i>DDD ESV Songs 16, track 20</i></td> </tr> <tr> <td>Bible Truth 1 Extra Bible Verse Song: When You Hear of Wars Mark 13:7-10,26,27, ESV</td> <td><i>DDD ESV Songs 16, track 21</i></td> </tr> <tr> <td>Bible Truth 1 Extra Bible Verse Song: God Is Just 2 Thessalonians 1:6-10, NIV 1984</td> <td><i>DDD ESV Songs 16, track 22</i></td> </tr> </table> <p><i>Add more fun to Sing-along Music Time by adding a Music, Movement &amp; Memory Activity. These activities are listed on p.10 of this lesson plan with the Response Activities. Instructions found in Appendix B.</i></p>	Big Q & A 16 Song	<i>DDD ESV Songs 16, track 12</i>	Big Question 16 Song	<i>DDD ESV Songs 16, track 13</i>	Big Question 16 (Unit) Bible Verse Song: And He Who Was Seated Revelation 21:5-6, ESV	<i>DDD ESV Songs 16, track 14</i>	Extra Big Question 16 (Unit) Bible Verse Song: I Am Making All Things New Revelation 21:5, NIV 1984	<i>DDD ESV Songs 16, track 15</i>	Big Question 16 Hymn: At the Name of Jesus, v.1	<i>DDD ESV Songs 16, track 16</i>	Big Question 16 Praise Song: He Is Lord	<i>DDD ESV Songs 16, track 17</i>	Bible Truth 1 Bible Verse Song: Behold, Behold Revelation 22:12-13, ESV	<i>DDD ESV Songs 16, track 18</i>	Bible Truth 1 Extra Bible Verse Song: Henceforth There Is 2 Timothy 4:8, ESV	<i>DDD ESV Songs 16, track 19</i>	Bible Truth 1 Extra Bible Verse Song: The Day of the Lord 2 Peter 3:10-13, ESV	<i>DDD ESV Songs 16, track 20</i>	Bible Truth 1 Extra Bible Verse Song: When You Hear of Wars Mark 13:7-10,26,27, ESV	<i>DDD ESV Songs 16, track 21</i>	Bible Truth 1 Extra Bible Verse Song: God Is Just 2 Thessalonians 1:6-10, NIV 1984	<i>DDD ESV Songs 16, track 22</i>
Big Q & A 16 Song	<i>DDD ESV Songs 16, track 12</i>																						
Big Question 16 Song	<i>DDD ESV Songs 16, track 13</i>																						
Big Question 16 (Unit) Bible Verse Song: And He Who Was Seated Revelation 21:5-6, ESV	<i>DDD ESV Songs 16, track 14</i>																						
Extra Big Question 16 (Unit) Bible Verse Song: I Am Making All Things New Revelation 21:5, NIV 1984	<i>DDD ESV Songs 16, track 15</i>																						
Big Question 16 Hymn: At the Name of Jesus, v.1	<i>DDD ESV Songs 16, track 16</i>																						
Big Question 16 Praise Song: He Is Lord	<i>DDD ESV Songs 16, track 17</i>																						
Bible Truth 1 Bible Verse Song: Behold, Behold Revelation 22:12-13, ESV	<i>DDD ESV Songs 16, track 18</i>																						
Bible Truth 1 Extra Bible Verse Song: Henceforth There Is 2 Timothy 4:8, ESV	<i>DDD ESV Songs 16, track 19</i>																						
Bible Truth 1 Extra Bible Verse Song: The Day of the Lord 2 Peter 3:10-13, ESV	<i>DDD ESV Songs 16, track 20</i>																						
Bible Truth 1 Extra Bible Verse Song: When You Hear of Wars Mark 13:7-10,26,27, ESV	<i>DDD ESV Songs 16, track 21</i>																						
Bible Truth 1 Extra Bible Verse Song: God Is Just 2 Thessalonians 1:6-10, NIV 1984	<i>DDD ESV Songs 16, track 22</i>																						
<p><b>OR Bible Verse Memory Game</b> <i>instructions found in Appendix B</i></p>	<p>Lesson 1 Game: Animal Cube Lesson 2 Game: Fill'er Up Lesson 3 Game: Lily Pad Jump</p> <p><i>These activities are also included on p.10 of this lesson plan with the Response Activities.</i></p>																						
<p><b>2. OPENING CIRCLE TIME</b> (<i>introduce the Bible Truth and tell the related Bible story</i>)</p>																							
<p><b>Gathering the Children</b> <i>lyrics and sheet music, Appendix A</i></p>	<p><i>Sing verse 1 of The Classroom Song to gather the children for Circle Time.</i></p> <p><b>The Classroom Song, verse 1</b> <span style="float: right;"><i>DDD ESV Songs 16, track 1</i></span> Let's gather together to worship God, Let's gather together to worship God, Let's gather together to worship God, Come gather here with me!</p>																						
<p><b>Welcome to Deep Down Detectives</b></p>	<p> "Welcome to Deep Down Detectives. We're so glad you've joined us! Detectives are people who look for answers to questions. In Deep Down Detectives, we look for answers to big questions about God. We dig deep down in the truths of God's Word to find them."</p>																						

**2. OPENING CIRCLE TIME, continued**




= follow the stars for a short & simple lesson plan

<p><b>Deep Down Detectives Theme Song</b></p> <p><i>Lyrics and sheet music, Appendix A</i></p>	<p>"Let's sing our Deep Down Detectives Theme Song."</p> <p><b>Deep Down Detectives Theme Song</b> <b>Deep Down Detectives Theme Song</b> <span style="float: right;">DDD ESV Songs 16, track 5</span></p> <p>We're Deep Down Detectives,                  diggin' deep in God's Word,                  For truths about God and His plans for this world,                  We're seeking to love Him, with all of our heart,                  We're Deep Down Detectives!                  Come on! Let's start!</p>
<p><b>Classroom Rules Song</b></p> <p><i>Lyrics and sheet music, Appendix A</i></p>	<p>There are two very important things that Deep Down Detectives do together: we worship God and we love one another. Our Classroom Rules Song reminds us how we should act. Let's sing it."</p> <p><b>Classroom Rules Song</b> <span style="float: right;">DDD ESV Songs 16, track 6</span></p> <p>Shh, be quiet while someone is talking,                  Raise your hand, if you have something to say,                  Don't touch your friend, sitting beside you,                  Obey your teachers, Be kind as you play.                  These are our classroom rules,                  These are our classroom rules,                  They help us worship God and love one another,                  These are our classroom rules.</p>
<p><b>Opening Prayer Time</b></p> <p><i>Lyrics and sheet music, Appendix A</i></p>	<p>"Children, we need God's help to keep these rules. Let's ask Him to help us right now. Let's get ready and pray."</p> <p><b>Let's Pray</b> <span style="float: right;">DDD ESV Songs 16, track 7</span></p> <p>1-2-3!                  Fold your hands,                  Bow your head,                  Close your eyes.                  Let's pray! (<i>repeat</i>)</p> <p>"Let's pray:"</p> <p><b>Opening Prayer</b> </p> <p>Dear Lord,                  We're so glad to get to gather together to worship You!                  Please help us keep the classroom rules.                  Please help us to love You and learn about You today.                  In Jesus' name we pray. Amen.</p>

**2. OPENING CIRCLE TIME, continued**

★ = follow the stars for a short & simple lesson plan

<p><b>Reveal the Big Question</b></p> <p><b>Introduce the Big Question Box/Briefcase</b></p> <p><i>lyrics and sheet music, Appendix A</i></p>	<p>“Detectives INVESTIGATE things. That means they ask questions and look for answers. Deep Down Detectives investigate big questions about God. The Big Question we are investigating today is right inside our Big Question Box/Briefcase.</p> <p><b>The Big Question Box Song</b> <span style="float: right;"><i>DDD ESV Songs 16, track 8</i></span></p> <p>We’ve got a big box, All closed up and locked, Filled with the truths of God’s Word.</p> <p>We’ve got a brief case, There’s no time to waste, Come on, kids, let’s open it up!</p>
<p><b>The Big Question under Investigation</b></p> <p>VISUAL AID</p>  <p>#1 of BQB</p> <p><i>Big Question &amp; Answer Sign, front side</i></p> <p><i>*found in the DDD Unit 16 Visual Aids, ESV Book</i></p>	<p>Ok, who would like to open for me and pull out the Big Question?”</p> <p><i>Choose a child to open the box/briefcase, take out the Big Question and hand it to you, then hold up the Big Question sign for all the children to see, and say:</i></p> <p>★ The Big Question we are investigating today is Big Question Number 16: <b>What Will Happen When Jesus Comes Back?</b> and the Answer is: <b>God Will Make Everything New!</b></p>
<p><b>Big Question Meaning</b></p>	<p>★ Jesus is coming back one day. What a day it will be! This old world and its ways will come to an end. God will destroy it and sin and death with it. He will create a new, perfect world for His people to live in with Him forever.</p> <p>It will be a beautiful, happy place where there will never be anything sad or bad in it... ever! God’s people will live there with Jesus as their king. Here on earth, they know God in their hearts; but there, they will see Him face-to-face. Think of your favorite thing to do. Life with Jesus will be better than this. Think of your favorite place to be. Life with Jesus in the new world will be better than that! Think of your favorite person to be with. Living with Jesus will be far better than that! There will never be anything better than living with God like this!</p> <p>What a wonderful day that will be for God’s people! What a wonderful day that will be for us, too, if we turn away from our sins and trust in Jesus as our Savior!</p>
<p><b>Big Question Songs</b></p> <p><b>Big Q &amp; A 16 Song</b></p> <p><i>lyrics and sheet music, Appendix A</i></p>	<p>★ Let’s sing our Big Question Song:</p> <p><b>Big Q &amp; A 16 Song</b> <span style="float: right;"><i>DDD ESV Songs 16, track 12</i></span></p> <p><i>(adapted version of “The Bear Went Over the Mountain”)</i></p> <p><b>Verse:</b> What will happen when Jesus comes back? What will happen when Jesus comes back? What will happen when Jesus comes back? God will make everything new.</p> <p><b>Refrain:</b> God will make everything new, God will make everything new. What will happen when Jesus comes back? What will happen when Jesus comes back? What will happen when Jesus comes back? God will make everything new.</p>

**2. OPENING CIRCLE TIME, continued**



= follow the stars for a short & simple lesson plan

<p><b>Learning about the Big Question (use one or both)</b></p> <p>★</p>	<p>Repeat the Big Question and Answer again:  <b>“What Will Happen When Jesus Comes Back? God Will Make Everything New!”</b></p> <p>Say: “Hmmm, I wonder what that means... Let’s do our action rhyme/sing our song that explains it.”</p> <p>Then do the action rhyme or sing the song using any of the optional motions suggested, if desired.</p>	
<p><b>Big Question Action Rhyme</b></p>	<p><b>Big Question 16 Action Rhyme</b></p> <p>Jesus died on the cross.                  He was buried in a grave.                  Then God brought Him back to life,                  And took Him to heaven to stay.</p> <p>But one, wonderful day,                  Only God knows when,                  Jesus will come back to this earth again.</p> <p>Goodbye, disobeying! Goodbye, hurting!                  Goodbye, crying! Goodbye, dying!</p> <p>Hello, new heaven! Hello, new earth!                  Hello, happy forever,                  With Jesus as King!</p> <p>COME, LORD JESUS, COME!</p>	<p><b>(POSSIBLE ACTIONS)</b></p> <p><i>Make a cross with your index fingers</i>  <i>Point to ground</i>  <i>Raise up hands from ground to up high</i>  <i>Point up to heaven</i></p> <p><i>Hold up 1 finger</i>  <i>Point to ground</i></p> <p><i>Wave goodbye</i></p> <p><i>Wave hello</i>  <i>Big, happy smile</i></p> <p><i>Praise hands in praise</i></p>
<p><b>Big Question (Action Rhyme) Song</b></p> <p>★</p> <p><i>lyrics and sheet music, Appendix A</i></p>	<p><b>Big Question 16 (Action Rhyme) Song</b></p> <p>What will happen when Jesus comes back?                  God will make everything new.</p> <p><b>Refrain:</b>                  He’ll make ev’rything new,                  When He bursts through the blue.                  No more sin, sickness, dying,                  Only life, pure and good.                  That’s what will happen when Jesus comes back!                  Oh, Lord, come quickly, Lord Jesus, come back!</p> <p><b>Verse 1</b>                  What will happen when Jesus comes back?                  This heav’n and earth will end, that’s a fact!                  God will destroy it, A perfect, new one make.                  The home of God with His people always. Refrain</p> <p><b>Verse 2</b>                  What will happen when Jesus comes back?                  All God’s enemies will get the sack!                  Sin, sickness, death will all be defeated,                  On the throne forever, Jesus be seated. Refrain</p>	<p><i>DDD ESV Songs 16, track 13</i></p> <p><b>(POSSIBLE ACTIONS)</b></p> <p><i>Shake head “no”</i></p> <p><i>Praise hands in praise</i></p> <p><i>Wipe hands, like getting rid of something</i>  <i>Stretch out arms wide to each side</i></p> <p><i>Wipe hands, like getting rid of something</i>  <i>Make crown with hands on head and squat down slightly</i></p>

**2. OPENING CIRCLE TIME, continued**

★ = follow the stars for a short & simple lesson plan

**Learning the Bible Truth**

VISUAL take out

AID



of BQB

VISUAL AID

All the Bible Truths Sign

★ “God will make everything new” is a good beginning, but there’s so more to learn. So it’s time for us to dig down even deeper for more answers to our Big Question about God. We’re going to be learning **TWO** Bible truths that tell us more about what will happen when Jesus comes back.

Who would like to hand me the picture with our two Bible truths on it? It’s in the Big Question Box/Briefcase.” *Choose a child to get it and hand it to you, then hold it up and show them the pictures of the two truths they will be learning.*

**Bible Truth Clue**

VISUAL take out

AID



of BQB

Bible Truth Clue Sign,  
front side  
VISUAL AID

★ *After everyone has had a good look, say...* “Ok, now let’s look at our Bible Truth Clue sign and see if we can figure out which of these two truths we will be learning about today. Who would like to get it out of the Big Question Briefcase for me?”

*Choose a child to open the briefcase, take out the Bible Truth Clue sign and hand it to you. Hold up the front side for the children to see. Cover up the answer, written along the bottom, and say:*

**“What Will Happen When Jesus Comes Back?**

**God Will Make Everything New!**

**Jesus Will Judge All People ???? !”**

We’re missing one word. Here’s the hint to what the missing word is. It says: “This is another word for treating everyone right. It starts with an “F” and it rhymes with “barely” Can you guess? It’s “fairly.” So the Bible Truth we are learning today is: *(uncover answer from bottom of sign, show it to them and say:)*

**Hint**

★ **“What Will Happen When Jesus Comes Back?**

**God Will Make Everything New!**

**Jesus Will Judge All People FAIRLY !”**

And here is what this Bible Truth means: *(read the meaning off of the back of the sign, say:)*

**Bible Truth Meaning**

★ When Jesus comes back, He will gather all the people who have ever lived in the world before Him as He sits on His throne (great king’s chair). All the people who were alive when He comes back will stand before Him. All the people who were already dead will come out of the places they are buried and appeared before Him. Millions and millions, billions and billions of people. There will be more people than WE can know or count standing before Jesus on that day. But they won’t be too many for Jesus. Jesus is God’s Son. He knows everyone completely. Nothing is hidden from Him. And on that day, Jesus will sit on His throne (king’s chair) and will judge all of us. What does it mean to judge? It means that Jesus will think fairly about what each person did with the life God gave them. Did they love God and serve Him? Did they love others? How did they use the good gifts God gave them? And most importantly, did they turn away from their sins and trust in Jesus as their Savior... or, did they refuse Him?

It will be the saddest of days for all who refused to turn away from their sins and trust in Jesus as their Savior. The day for forgiveness and mercy will be over. Now, they will be separated from God and everything good forever. Satan and all the angels who rebelled against God will receive this final, terrible punishment, too. Oh, how I wish that everyone would turn away from their sins and trust in Jesus instead of receiving God’s punishment! But what about God’s people? How will Jesus fairly think about them? Didn’t they disobey God, too? Shouldn’t they be separated from God, too? Yes, they did disobey God, too. Yes, they deserve to be separated from God; but instead, they will receive wonderful, eternal life with God on that day! Why? Because they turned away from their sins and asked for God’s forgiveness. They trusted in Jesus as their Savior, and He paid for their sins when He died on the cross. Because of Jesus, this will be a day of praise for them. Jesus will reward them for the good works they did in His name. And best of all, they will get to live happily with God in special closeness forever. We can be ready for that day, too, if we turn away from our sins and trust in Jesus as our Savior. This is how we become God’s people.

**2. OPENING CIRCLE TIME, continued**



= follow the stars for a short & simple lesson plan

**Learning the Bible Verse**

"And how do I know this is true? God tells me so in His special book, the Bible."

**The Bible Chant Song**

Say or sing the Bible Chant Song.

lyrics and sheet music, Appendix A

**The Bible Chant Song**

DDD ESV Songs 16, track 9

The Bible, the Bible,  
Let's get out the Bible.  
Let's hear what God has to say.  
The Bible, the Bible,  
God's given us the Bible.  
It's His Word for us to learn and obey! Yay!

**Bible Verse**

DDD 16.1 Bible Verse-front side (in the DDD Bible folder)

VISUAL AID

Place verse in take out

of BQB

DDD Bible Folder

"Who would like to get our Bible folder out of the Big Question Briefcase for me?"

Choose a child to open the briefcase, take out the "Bible" folder and hand it to you. Remove the Bible Verse Picture from the "Bible" folder and hold it up for all the children to see, then say:

Revelation 22:12-13 tells us:

**Revelation 22:12-13, ESV**

"Behold, I am coming soon, bringing my recompense with me, to repay each one for what he has done. I am the Alpha and the Omega, the first and the last, the beginning and the end."

**Learn a Little:** "I am coming soon to repay each one for what he has done."

\*found in the DDD Unit 16 Visual Aids, ESV Book


**Bible Verse Meaning**

**What does that mean?**

One day, Jesus will come back. He will bring an end to sin and death. He will fairly judge everyone. Oh, what an awful day it will be for those who did not turn away from their sins and trust in Jesus! There will be no good reward for them. Only God's punishment for their sins. How sad!

But the day Jesus comes back will be a wonderful day of celebration for God's people! He will reward the good things that God did through them. And because they did turn away from their sins and trusted in Him as their Savior, they will go to live with Him forever in the new heaven and earth He will create for them. We will be there on that day, too. It can be a day of celebration for us, too, if we turn away from our sins and trust in Jesus as our Savior.

**2. OPENING CIRCLE TIME, continued**

 = follow the stars for a short & simple lesson plan

**Bible Verse  
Song**

*lyrics and sheet music,  
Appendix A*

*You might also enjoy:*

*Henceforth There Is  
2 Timothy 4:8, ESV  
DDD ESV Songs 16, track 19*

*The Day of the Lord  
2 Peter 3:10-13, ESV  
DDD ESV Songs 16, track 20*

*When You Hear of Wars  
Mark 13:7-10,26,27, ESV  
DDD ESV Songs 16, track 21*

*God Is Just  
2 Thessalonians 1:6-10,  
NIV 1984  
DDD ESV Songs 16, track 22*

We've said our Bible verse, now let's sing it!

**Behold, Behold: Revelation 22:12-13**

*DDD ESV Songs 16, track 18*

Refrain:




Behold, behold!  
I'm coming soon!  
Bringing my recompense with me,  
Behold, behold!  
I'm coming soon!  
Bringing my recompense with me.

To repay each one,  
Repay each one for what he's done,  
To repay each one,  
Repay each one for what he's done. Refrain

Revelation Twenty-two, twelve and thirteen.

**2. OPENING CIRCLE TIME, continued**

★ = follow the stars for a short & simple lesson plan

<p><b>Getting into the Case</b></p>	<p>"Now it's time to do a bit more deep down investigating. Let's see what Detective Dan wants us to help him figure out. Would someone like to get it out for me?"</p>
<p><b>Listening Assignments</b></p> <p>Place in  take out  of BQB</p>	<p><b>NOTE: Listening assignments are most suitable for ages 3+. Skip straight to the Bible story (see bottom of this page), if working with 2 year olds.</b></p> <p>"Let's open up our listening assignment and see what we are supposed to figure out today.</p> <p>Choose a child to take out the Listening Assignment (from the DDD Bible Folder) and hand it to you. Read Detective Dan's letter to the children that includes the listening assignment. The listening assignments are summarized below:</p>
<p>VISUAL AID</p> <p></p> <p>DDD Unit 16 Visual Aids, ESV</p>	<p><b>Detective Dan's Lesson #1 Listening Assignment:</b></p> <p>I need to find out:</p> <ol style="list-style-type: none"> <li><b>1. Who will come back at the end of time? To do what?</b></li> <li><b>2. What are the two, big books? What will He do with the two big books?</b></li> </ol>
<p>VISUAL AID</p> <p></p> <p>DDD Unit 16 Visual Aids, ESV</p>	<p><b>Detective Dan's Lesson #2 Listening Assignment:</b></p> <p><b>Our Bible Verse is Revelation 22:12-13, ESV:</b></p> <p>"Behold, I am coming soon, bringing my recompense with me, to repay each one for what he has done. I am the Alpha and the Omega, the first and the last, the beginning and the end."</p> <p>I need to find out:</p> <ol style="list-style-type: none"> <li><b>1. Who is coming back?</b></li> <li><b>2. What will He do He comes back?</b></li> </ol>
<p>VISUAL AID</p> <p></p> <p>*Listening Assignment #3 includes the Assignment Sheet, plus 6 clue pictures*</p> <p>DDD Unit 16 Visual Aids, ESV</p>	<p><b>Detective Dan's Lesson #3 Listening Assignment:</b></p> <p>I found six clues, but only 4 of them are in the story. Our six clues are: two books, John, a bus, Jesus, the forever king, the cross, and a hot dog. Hold each of them up for the children to see as you identify them.</p> <p>I need to figure out:</p> <ol style="list-style-type: none"> <li><b>1. Which four belong in the story and which two don't?</b></li> <li><b>2. Who will praise God on the day that Jesus comes back? What will Jesus have done for them already that will make them so happy?</b></li> </ol>
<p><b>Tell the Bible Story</b></p> <p>Place story &amp; pics in  take out  of BQB</p> <p>DDD Unit 16 Visual Aids, ESV</p> <p><b>Story text included in this book right after this lesson plan and in Visual Aids book</b></p>	<p>★ <b>Then say,</b> "Ok, Deep Down Detectives! Put on your best listening ears and see if you can hear the answers to Detective Dan's questions. When I finish telling the story, we will see if we can answer all the questions."</p> <p>★ <b>Bible Story: The Case of the Two, Big Books</b> Matthew 16; Mark 8:27-38, Revelation 20:11-15</p> <p>Read the Bible Truth story, putting up the storyboard pictures as you tell it. Then, have the children answer the listening assignment. Present the gospel and lead in prayer.</p> <p>*Answers to questions; the gospel; and, ACTS prayer are included with the story text.*</p>



**Lesson Plan: Big Question 16, Bible Truth 1**

use with all THREE lessons

**2. OPENING CIRCLE TIME, continued**

★ = follow the stars for a short & simple lesson plan

<p><b>Story Response Song(s)</b></p> <p><b>Hymn</b></p> <p><i>lyrics and sheet music, Appendix A</i></p>	<p><i>As attention span and time allow, you might want to end with one of the following songs which also tie in with the unit. If desired, use the Music and Movement activity ideas while singing, listed with the Response Activities.</i></p> <p><b>Hymn: At the Name of Jesus</b> <span style="float: right;"><i>DDD ESV Songs 16, track 16</i></span></p> <p><b>Verse 4</b>                  Watch! for this Lord Jesus will come again,                  With His Father's glory o'er the earth to reign,                  For the day is coming when each knee shall bow,                  So let hearts confess Him                  King of glory now, King of glory now.</p> <p><b>Tie-in:</b> "Jesus promises that He will return to be king over the world. He told us to watch and wait for that day. When Jesus comes back it will be an amazing sight. He will come down from heaven with the angels and He will be shiny bright with God's glory. The whole world will see Him and bow down before Him. They will confess (say) that He is King Jesus. Come, Lord Jesus, come!"</p>
--	---






<p><b>Praise Song</b></p> <p><i>lyrics and sheet music, Appendix A</i></p>	<p><b>Praise Song: He Is Lord</b> <span style="float: right;"><i>DDD ESV Songs 16, track 17</i></span></p> <p>He is Lord, He is Lord!                  He is risen from the dead and He is Lord!                  Ev'ry knee shall bow,                  Ev'ry tongue confess,                  That Jesus Christ is Lord.</p> <p><b>Tie-in:</b> "People obey God by doing what He wants them to do. But, they also show that they obey Jesus by bowing down --getting down--on their knees in front of Him. and saying (confessing) that He is Lord--the one everyone should obey. When Jesus comes back, the Bible tells us that EVERYONE will get down on their knees and say to Jesus that He is Lord, He is the one they must obey. Let's do that right now and sing to Jesus that He is Lord!"</p>
--	--

**3. TAKING ACTION: Response Activities** *(choose from among these activities)*

<p><b>Transition to Activities</b></p>	<p>★ Well, Deep Down Detectives, you've done a great job diggin' deep down for answers in the truths of God's Word. Now it's time to enjoy some activities."</p> <p><i>Tell children what activity/s you are providing for them: either free play or some of the response activities listed below. When you are ready to dismiss them, use this song to help the children transition in an orderly fashion to their next activity.</i></p>
--	--

<p><b>Classroom Song, verse 2</b></p> <p><i>lyrics and sheet music, Appendix A</i></p>	<p>"Children, let's sing our Time to Play Song. When we are finished you may get up and walk over to our next activity."</p> <p><b>Classroom Song, verse 2</b> <span style="float: right;"><i>DDD ESV Songs 16, track 2</i></span></p> <p>We've gathered together to worship God,                  We've gathered together to worship God,                  And now it's time to play.</p> <p><i>Dismiss the children to whatever activities you have prepared for them to do.</i></p>
--	--

**3. TAKING ACTION: Response Activities** (choose from among these activities) ★ = short & simple lesson plan

<p><b>Response Activities</b></p>	<p>Choose one or more activities appropriate for your children, based on classroom time and developmental needs. <b>Add the Discussion Sheet to any activity for deeper learning.</b> ★</p>
<p><b>Bible Verse Memory Game</b></p> <p><i>game directions, Appendix B</i></p>	<p>Though listed with the opening activities, you may choose to use this Bible verse game here instead (or as a repeat).</p> <ul style="list-style-type: none"> <li>• Lesson 1 Game: Animal Cube</li> <li>• Lesson 2 Game: Fill'er Up</li> <li>• Lesson 3 Game: Lily Pad Jump</li> </ul> <p>Use the Discussion Sheet with this activity for even deeper learning ★</p>  <p>Discussion Questions</p>
<p><b>Music, Movement &amp; Memory Activity</b></p> <p><i>game directions, Appendix B</i></p>	<p>A music activity that uses the songs from the Bible Truth and Big Question unit.</p> <ul style="list-style-type: none"> <li>• DDD Songs for this Bible Truth, plus:</li> <li>• Lesson 1 Activity: Egg Shakers</li> <li>• Lesson 2 Activity: Jingle Bell Hands</li> <li>• Lesson 3 Activity: Big Voice, Little Voice</li> </ul> <p>Use the Discussion Sheet with this activity for even deeper learning ★</p>  <p>Discussion Questions</p>
<p><b>Bible Story Review Game</b></p> <p><i>game directions, Appendix B</i></p>	<p>A game that uses the storyboard pictures from the story to review the story.</p> <ul style="list-style-type: none"> <li>• Lesson 1 Game: Look Who's Coming Down the Tracks</li> <li>• Lesson 2 Game: Can You Remember?</li> <li>• Lesson 3 Game: Clothespin Line Up and Drop</li> </ul> <p>Use the Discussion Sheet with this activity for even deeper learning ★</p>  <p>Discussion Questions</p>
<p><b>Coloring Pages/ Take Home Sheets</b></p> <p><i>in Appendix C</i></p> <p>★</p>	<p>A coloring page related to the lesson assignment question is provided for each lesson. On the back of each are the key concepts, a few questions and a song for parents to use with their children.</p> <p>NOTE: Upgrade your coloring sheet to a more interesting craft by offering simple embellishments, such as jiggly eyes, craft sand, glitter, glitter glue, colored paper dots (made with a hole punch), fabric scraps, etc. Make cut-to-size glued-on clothes, hair, etc for characters by using a copy of the coloring sheet, cutting out the selected portions and making them the patterns for whatever you want to cut out of fabric, paper, foil, etc.</p> <ul style="list-style-type: none"> <li>• Lesson 1 Coloring Sheet Emphasis: Bible Truth</li> <li>• Lesson 2 Coloring Sheet Emphasis: Bible Verse</li> <li>• Lesson 3 Coloring Sheet Emphasis: ACTS Prayer</li> </ul> <p>Use the Discussion Sheet with this activity for even deeper learning ★</p>  <p>Discussion Questions</p>
<p><b>Extra Crafts: Big Question Craft</b> <i>in Appendix C</i></p> <p><b>Bible Verse Craft</b> <i>in Appendix C</i></p> <p><b>Bible Story Puzzle</b> <i>in Appendix C</i></p>	<p><b>These crafts are slightly more complex than the coloring/take home sheets:</b></p> <p><b>The Bible Concept Go-and-Tell Craft</b> is a craft that summarizes the Bible concept and includes the Bible verse is included for those desiring more than a coloring sheet. This more complex craft will involve gluing, sticking, etc. Can be used at any time.</p> <p>The <b>Bible Story Coloring Sheet</b> provides a tie in between the Bible story and the Bible truth they are learning.</p> <p>The <b>Storyboard Picture Placement Page</b> has been made into a puzzle that can be cut out and re-assembled by the children. This provides a nice summary of the story.</p> <p>Use the Discussion Sheet with these activities for even deeper learning ★</p>  <p>Discussion Questions</p>
<p><b>Free Play Activities</b> ★ <i>ideas in Appendix D</i></p>	<p>Offer your own or some of the easy-to-make, free play activities suggested in Appendix D.</p>

**4. CLOSING CIRCLE TIME** *(End-of-session activities for the last 5-10 minutes of class time)*

★ = short & simple lesson plan

<p><b>Transition to Closing Circle</b></p> <p><b>Classroom Song, verse 3</b></p> <p><i>lyrics and sheet music, Appendix A</i></p>	<p><i>Use this song to help the children transition in an orderly fashion. Start singing this song and ask the children to gather with you for Closing Circle Time.</i></p> <p><b>Classroom Song, verse 3</b> <span style="float: right;"><i>DDD ESV Songs 16, track 3</i></span></p> <p>It's time to get ready to go and tell, It's time to get ready to go and tell, Come gather here with me.</p>
<p><b>Closing Circle Time</b></p> <p><b>Classroom Song, verse 4</b></p> <p><i>lyrics and sheet music, Appendix A</i></p>	<p><i>When children are settled in the circle, say:</i></p> <p>"It's almost time for your parents to come pick you up. And do you know what that means? It means.... (draw this out to build anticipation and excitement)...that it's almost time to go home and....it's almost time to...Go and Tell! We have learned some big news about God today. God wants us to take and tell it to the whole world!"</p> <p><b>Classroom Song, verse 4</b> <span style="float: right;"><i>DDD ESV Songs 16, track 4</i></span></p> <p>So what's our big news to go and tell, So what's our big news to go and tell, Can you tell me now?</p>
<p><b>Big News to Tell</b></p> <p><b>Big Question 16</b></p> <p><i>VISUAL AID</i></p> <p><b>#1</b></p> <p><i>*found in DDD Unit 16 Visual Aids, ESV Book lyrics and sheet music, Appendix A</i></p> <p><b>Big Question 16, Bible Truth 1</b></p> <p><i>VISUAL AID</i></p> <p><b>#3</b></p>	<p>"Let's see....there's so much big news to tell! There's so much we've learned!</p> <p>First of all, can you tell me the answer to our <b>Big Question: "What Will Happen When Jesus Comes Back?"</b> <i>Hold up the Bible Truth Clue Picture.</i></p> <p>Say the answer with me: <b>"God Will Make Everything New!"</b></p> <p><i>(If desired, you can sing one/both of the Big Question songs.)</i> <span style="float: right;"><i>DDD ESV Songs 16, tracks 12,13</i></span></p> <p>And what's one way He does this? What did we learn? <i>Point to the picture.</i></p> <p><b>Jesus Will Judge All People Fairly!</b></p> <p>"And how do I know this is true? Can you tell me?"</p> <p>Say it with me: <b>"The Bible tells me so!"</b> That's right!</p>
<p><b>Big Question 16 Bible Truth 1 Bible Verse</b></p> <p><i>VISUAL AID</i></p> <p><b>#4</b></p> <p><i>*found in the DDD Unit 16 Visual Aids, ESV Book lyrics and sheet music, Appendix A</i></p>	<p>We learned: <b>Revelation 22:12-13, ESV:</b></p> <p>"Behold, I am coming soon, bringing my recompense with me, to repay each one for what he has done. I am the Alpha and the Omega, the first and the last, the beginning and the end."</p> <p><b>Learn a Little:</b> "I am coming soon to repay each one for what he has done."</p> <p>One day, Jesus will come back. He will bring an end to sin and death. He will fairly judge everyone. Oh, what an awful day it will be for those who did not turn away from their sins and trust in Jesus! There will be no good reward for them. Only God's punishment for their sins. How sad!</p> <p>But the day Jesus comes back will be a wonderful day of celebration for God's people! He will reward the good things that God did through them. And because they did turn away from their sins and trusted in Him as their Savior, they will go to live with Him forever in the new heaven and earth He will create for them. We will be there on that day, too. It can be a day of celebration for us, too, if we turn away from our sins and trust in Jesus as our Savior.</p> <p><i>(If desired, you can sing the Bible verse song.)</i> <span style="float: right;"><i>DDD ESV Songs 16, track 18</i></span></p>

**4. CLOSING CIRCLE TIME, continued**



= follow the stars for a short & simple lesson plan

<p><b>Closing ACTS Prayer Time</b></p> <p><b>ACTS Prayer Chant</b></p> <p><i>lyrics and sheet music, Appendix A</i></p>	<p><i>Let's ask God to help us to remember this and even tell others this good news. Let's get ready and pray our ACTS prayer.</i></p> <p><i>And what does ACTS mean? Let's sing/say our ACTS Prayer Chant!</i></p> <p><b>ACTS Prayer Chant Song</b> <span style="float: right;"><i>DDDESV Songs 16, tracks 10,11</i></span></p> <p>A, Adoration, God, we praise You!                  C, Confession, Forgive us our sins.                  T, Thanksgiving, Thank You for Jesus,                  S, Supplication, Help us to live like Him.</p> <p style="text-align: right;">That's the ACTS prayer, my friend,                  Bow your head, Close your eyes, Shhh,                  Let's begin.</p>
<p><b>Closing ACTS Prayer</b></p>	<p>"Let's pray!"</p> <p><i>Lead the children in the ACTS prayer for this Bible Truth.</i></p> <p><b>A</b> We praise You, Jesus, for being the good Judge who will give out fair rewards and punishments to all people at the end of time. We praise You for being the Savior who offers to forgive us and make us God's people, so we can live with You and celebrate on that day You judge us all.</p> <p><b>C</b> Jesus, we know that we are all sinners. We have all disobeyed God's laws. We can never deserve to be God's people on our own. We need You to be our Savior!</p> <p><b>T</b> Thank You that we do not have to depend on our own goodness on the day You judge us. Thank You for dying on the cross to save all who turn away from their sins and trust in You as their Savior. Thank You that You will judge all who do according to Your perfect life, not their own. You have taken God's punishment in their place. They are forgiven. If we trust in You, we not have to fear Your punishment on that day. We can look forward in excitement to life with You forever.</p> <p><b>S</b> Work in our hearts! Help us all to turn away from our sins and trust in You as our Savior. Help us to do good things with the gifts You have given us. Help us to love You and love others. Come back soon, Jesus! In Jesus' name we pray, Amen.</p>
<p><b>5. TAKING IT HOME</b> <i>(Take Home Sheet)</i></p>	
<p><b>Clean up and Dismissal</b> </p>	<p>"Now it's time to work together and clean up."  <i>Have the children join you in cleaning up the room.</i></p>
<p><b>Coloring Pages/ Take Home Sheets</b> </p> <p><i>in Appendix C</i></p>	<p><i>Give out the craft/take home sheet and any other papers from the session, as you dismiss children from class.</i></p> <p><i>(Reminder: The back side of the coloring page is the take home sheet for each lesson.)</i></p>
<p><b>Bible Story to Take-Home</b></p> <p><i>in Appendix C</i></p>	<p>You may also want to include a copy of the story along with the take home sheet. (However, each coloring sheet/take home sheet includes a note to parents telling where they can download the story from the Parent Resources section on the website.</p>

**The Case of the Two, Big Books***Matthew 16; Mark 8:27-38, Revelation 20:11-15***Story-telling Tips**

Ahead of time:

1. Read the Bible verses and story. Pray!
2. Choose story action cues and prepare storyboard figures/Story Scenes, if using. (In Visual Aids book)
3. Practice telling story with the storyboard figures/Story Scenes, timing your presentation. Shorten, if necessary.

During your presentation:

1. Maintain as much eye contact as possible as you tell the story.
2. Put up storyboard figures/add story action cues/hold up Story Scenes as you tell the story. Allow the children to help you put them on the board, if desired.
3. Include the children in your story with a few questions about what they think will happen or words/concepts that might be new to them.
4. Watch the kids for signs that their attention span has been reached. Shorten, if necessary.

**INTRODUCTION/ LISTENING ASSIGNMENTS****“Our story is called: The Case of the The Case of the Two, Big Books. Here is your listening assignment.”***Read from Detective Dan’s Listening Assignment signs, but questions are summarized below:***Detective Dan’s Lesson #1 Listening Assignment:**

I need to find out:

1. **Who will come back at the end of time? To do what?**
2. **What are the two, big books? What will He do with the two big books?**

**Detective Dan’s Lesson #2 Listening Assignment:****Our Bible Verse is Revelation 22:12-13, ESV:***“Behold, I am coming soon, bringing my recompense with me, to repay each one for what he has done. I am the Alpha and the Omega, the first and the last, the beginning and the end.”*

I need to find out:

1. **Who is coming back?**
2. **What will He do He comes back?**

**Detective Dan’s Lesson #3 Listening Assignment:**

I found six clues, but only 4 of them are in the story.

Our six clues are: two books, John, a bus, Jesus, the forever king, the cross, and a hot dog.

*Hold each of them up for the children to see as you identify them.*

I need to figure out:

1. **Which four belong in the story and which two don’t?**
2. **Who will praise God on the day that Jesus comes back? What will Jesus have done for them already that will make them so happy?**

**Read the assignment questions, THEN SAY,***“Ok, Deep Down Detectives! Put on your best listening ears and see if you can hear the answers to Detective Dan’s questions. When I finish telling the story, we will see if we can answer all the questions.”**Read the Bible Truth story, answer questions, present the gospel and lead in prayer.**Answers to questions; the gospel; and, ACTS prayer are included with the story text.*

**The Case of the Two, Big Books** *Matthew 16; Mark 8:27-38, Revelation 20:11-15*

*Story with lines separating paragraphs (text in bold, optional interaction cues in italics)*

**“Who is this Jesus?”** people wondered. **“He talks about God like no teacher we’ve ever heard! He heals sick people with just His word! He raises the dead people back to life! He prays, and little pieces of fish and bread become enough to feed huge crowds of people! We’ve never seen anyone do such amazing things by God’s power. Who is this Jesus?”** they asked.

**“He’s John the Baptist come back to life,”** thought some people. John the Baptist was a godly man who preached about God but had been captured and killed by King Herod. These people believed God had brought John back to life as Jesus. Was THAT who Jesus was?

*What do you think?*

**Jesus WAS a godly man. He DID preach about God. But, no. He wasn’t John come back to life. Jesus was His own person, and He was Someone far greater than John.**

**“Jesus is a great prophet, like Elijah, from the old days,”** other people said. Prophets were people God sent to tell the people of Israel how to obey Him. Was THAT who Jesus was?

*What do you think?*

**Jesus HAD been sent by God. And like the prophets, Jesus DID tell the people how to obey God. But, no! That’s not who Jesus was either. He was Someone far greater than just a prophet.**

**Well, if He wasn’t John come back to life, or a prophet, just like in the old days, then who WAS Jesus?**

**For three years, Jesus had been showing and telling them who He really was with everything He did and said. Now, it was almost time for Him to die. So, Jesus took His disciples up to Caesarea Philippi, the greatest worship place of fake gods in Israel, to a temple-cave called the “The Gates of Hell.” He had something very important to talk to them about.**

**As they neared that temple-cave, where God’s enemy, Satan, seemed so strong, Jesus used a question to make it clear to His disciples the REAL answer about Himself. And, He would help them understand what that answer meant for His life and theirs. So, Jesus turned to His disciples, and asked, “Who do YOU say that I am?”**

**Peter spoke up right away: “You are the Messiah, the Christ, the Son of the living God, sent to save us.” Peter believed Jesus was the great Forever King God promised to send. This king was to rule the world God’s way and get rid of God’s enemies --those who do not want Him to be king and will not turn from disobeying Him. Was THAT who Jesus was? Did Peter have it right?**

*What do you think?*

**“You are right, Peter. I am the Messiah, the Christ, God’s Forever King,”** Jesus replied. **“God, My Father, has given you this faith to know who I am and believe in Me. And Your faith is just the beginning. God will give this faith to many, and they will become God’s people, the Church. And not even God’s enemy, Satan, or the “Gates of Hell” will defeat it,”** Jesus said. **Jesus was stronger than even the strongest enemy. He was why His Church would endure. He would beat sin and death AND Satan for them!**

**“But shhh, don’t tell anyone who I am just yet,”** Jesus told them. **“Before I rule as king, I must be taken by My enemies to suffer and die on the cross. And on the third day, I will be raised from the dead,”** Jesus explained.

*Story with lines separating paragraphs (text in bold, optional interaction cues in italics)*

**Peter didn't like what Jesus said. "No, Lord. This will not happen to You!" Peter scolded. Peter was sure Jesus had it wrong. Enemies weren't supposed to hurt God's Forever King! No! HE was supposed get rid of God's enemies! HE was supposed to bring an end to sin! HE was supposed to be worshiped by all! The great, Forever King shouldn't suffer and die! He should live Forever! Jesus had it WRONG!**

**"But it was Peter who was wrong. "Stop saying this, Peter!" Jesus replied. "You might think you are trying to protect Me, but you're talking like Satan, God's great enemy. You are tempting Me to disobey God's good plan," Jesus told Peter. "I MUST suffer and die on the cross to save God's people," Jesus insisted.**

**"If you're going to follow Me, you must choose to obey God's plan, too," Jesus told the listening crowd. "You must take up your cross and follow Me. Following Me will be hard. You will have to say "no" to sin, including some of the things the rest of the world enjoys. You may even lose your life to follow Me. But, you will gain something even better: life with God forever," Jesus told them.**

**"I've come to the world this time to suffer and die. But I'll come back again as the great, glorious Forever King over all. Everyone will see Me as I come down from heaven, shiny with the bright glory of God," Jesus said. "The angels of heaven will be with Me when I burst through the sky. Then, I will judge all people," Jesus told them. "I will give out last and fair punishments to all, according to what they have done," He explained.**

**What will the Great Day of Judgment be like? What are the last and fair punishments that Jesus will give out?**

**Years later, Jesus gave John —another of His disciples-- a look at what it would be like. John wrote down what he saw in the Bible book we call Revelation. "I saw a great, white throne with Jesus seated on it. Everyone who has ever lived stood before the throne," John wrote.**

**"Then I saw great books opened up. In one book was written what each person had done in his life. This was the Book of Deeds. Jesus judged each person fairly, according to what each had done," John wrote. "Those who had chosen to keep on disobeying God and did not trust in Jesus as their Savior were sent out of God's presence forever. How sad it will be for these people!" John said.**

**"But there was another book. It was called the Book of Life," John wrote. "In this book were written the names of all of God's people --all who had turned away from disobeying God and trusted in Jesus as their Savior," he explained. "These people were sinners, too, but there will be no punishment for their sins. Instead, they will be rewarded as if they had lived the perfect life that Jesus had lived. Why? Because Jesus paid for their sins already when He suffered and died on the cross."**

**"These people will never leave God's presence. They will live with Him, enjoying His Perfect Wonderfulness as His dearly-loved people forever," John wrote. "There will no more sickness, sadness, sin, or death for them. Only happiness forever."**

**Oh, what a day that will be, when Jesus comes back as the Forever King and judges all people fairly! Only God knows exactly when that day will come, but we can be ready for it, whenever it is. How? By turning away from our sins and trusting in Jesus as our Savior. Thank You, Jesus, for being merciful Savior now, so we can enjoy You as our good, Forever King on that day!**

**Cracking the Case:** (story wrap-up for Listening Assignments)

It's time to see how we did with our Listening Assignment.

**Detective Dan's Lesson 1 Listening Assignment:**

**1. Who will come back at the end of time?** Jesus will.  
**2. What are the two, big books? What will He do with the two, big books?** One book, the Book of Deeds, is the book that tells about every person's life—everything they've done, both good and bad. The other book is called "The Book of Life." It has the names of everyone who turned away from their sins and trusted in Jesus as their Savior. Jesus will judge all people fairly with these books. He will give them their final reward or punishment, according to how they have lived and whether they have asked God to forgive their sins through Jesus.

**For You and Me:**

It can be scary thinking about the day that Jesus comes back and judges each of us for what we have done. But the good news is that all who turn away from their sins and trust in Jesus as their Savior can rejoice on that day! Yes, they have done many bad things, just like everyone else. But they asked God to forgive their sins through Jesus. They are forgiven. They will not be punished for their sins since Jesus paid for them already. Because of Jesus, they are God's people, and they will be forever and ever. God can help us be ready for that day. He can forgive our sins and make us His dearly-loved people, when we turn away from our sins and trust in Jesus as our Savior. Ask Him to help you! He loves to answer this prayer.

**Detective Dan's Lesson 2 Listening Assignment:**  
**Our Bible Verse is Revelation 22:12-13, ESV**

"Behold, I am coming soon, bringing my recompense with me, to repay each one for what he has done. I am the Alpha and the Omega, the first and the last, the beginning and the end."

**1. Who is coming back?** Jesus is.  
**2. What will He do He comes back?** Jesus will judge all people fairly.

**For You and Me:**

It can be scary thinking about the day that Jesus comes back and judges each of us for what we have done. But the good news is that all who turn away from their sins and trust in Jesus as their Savior can rejoice on that day! Yes, they have done many bad things, just like everyone else. But they asked God to forgive their sins through

Jesus. They are forgiven. They will not be punished for their sins, since Jesus paid for them already. Because of Jesus, they are God's people and they will be forever and ever. God can help us be ready for that day. He can forgive our sins and make us His dearly-loved people, when we turn away from our sins and trust in Jesus as our Savior. Ask Him to help you! He loves to answer this prayer.

**Detective Dan's Lesson 3 Listening Assignment:**

Our six clues were: two books, John, a bus, Jesus, the forever king, the cross, and a hot dog.

**1. Which four belong in our story?**

The two books, John, Jesus, the forever king and the cross belong. The bus and the hot dog do not.

**2. Who will praise God on the day that Jesus comes back? What will Jesus have done for them already that will make them so happy? God's people will praise God on that day. Because Jesus has already paid for their sins, they will not have to receive God's punishment. They will get to go to live with God forever.**

**For You and Me:**

It can be scary thinking about the day that Jesus comes back and judges each of us for what we have done. But the good news is that all who turn away from their sins and trust in Jesus as their Savior can rejoice on that day! Yes, they have done many bad things, just like everyone else. But they asked God to forgive their sins through Jesus. They are forgiven. They will not be punished for their sins since Jesus paid for them already. Because of Jesus, they are God's people, and they will be forever and ever. God can help us be ready for that day. He can forgive our sins and make us His dearly-loved people, when we turn away from our sins and trust in Jesus as our Savior. Ask Him to help you! He loves to answer this prayer.

**The Gospel** (story wrap-up if NOT using Listening Assignments)**Our Bible Truth is:**

**What Will Happen When Jesus Comes Back?  
 God Will Make Everything New...  
 Jesus Will Judge All People Fairly!**

It is scary to think about God's punishment for sin, isn't it? But we don't have to be scared. We can be ready for that Day. We can turn away from our sins, trust in Jesus as our Savior and live our lives to please God. All who do, have their names written in that wonderful Book of Life. They are forgiven of their sins and become God's dearly-loved people. They will get to love, know, and enjoy God forever, and that will be truly the most wonderful thing that we will ever know!

*Close in prayer.*



**Closing ACTS Prayer**

- A** We praise You, Jesus, for being the good Judge who will give out fair rewards and punishments to all people at the end of time. We praise You for being the Savior who offers to forgive us and make us God's people, so we can live with You and celebrate on that day You judge us all.
- C** Jesus, we know that we are all sinners. We have all disobeyed God's laws. We can never deserve to be God's people on our own. We need You to be our Savior!
- T** Thank You, Jesus, that we do not have to depend on our own goodness on the day You judge us. Thank You for dying on the cross to save all who turn away from their sins and trust in You as their Savior. Thank You that You will judge all who do according to Your perfect life, not their own. You have taken God's punishment in their place. They are forgiven. If we trust in You, we don't have to fear Your punishment on that day. We can look forward in excitement to life with You forever.
- S** Work in our hearts! Help us all to turn away from our sins and trust in You as our Savior. Help us to do good things with the gifts You have given us. Help us to love You and love others. Come back soon, Jesus! In Jesus' name we pray, Amen.

***Go to Lesson Plan, p.9 for the script to the rest of the lesson.***



# Deep Down Discussion Sheet

use with all THREE lessons

Use with all response activities for deeper learning



P.1

Questions to aid discussion of the key concepts and for use in games

Be familiar with these questions and answers. Look for opportunities to ask questions and discuss their answers, such as while the children work on their coloring pages, as part of their response games, or during play time. Remember: your goal isn't to ask all these questions or only talk to the children about these things. It is to be deliberate in having good conversations with them, however much or little you have.

**BIG QUESTION**

What Will Happen When Jesus Comes Back? God Will Make Everything New!

**Meaning**

Jesus is coming back one day. What a day it will be! This old world and its ways will come to an end. God will destroy it and sin and death with it. He will create a new, perfect world for His people to live in with Him forever. It will be a beautiful, happy place where there will never be anything sad or bad in it...ever! God's people will live there with Jesus as their king. Here on earth, they know God in their hearts; but there, they will see Him face-to-face. Think of your favorite thing to do. Life with Jesus will be better than this. Think of your favorite place to be. Life with Jesus in the new world will be better than that! Think of your favorite person to be with. Living with Jesus will be far better than that! There will never be anything better than living with God like this! What a wonderful day that will be for God's people! What a wonderful day that will be for us, too, if we turn away from our sins and trust in Jesus as our Savior!

**Discussion Questions**

1. Where did Jesus suffer and die to save God's people from their sins? *On the cross.*
2. Where did Jesus go after He was buried in a grave? *He rose from the dead and then went to heaven to rule in heaven as the great King of kings and Lord of lords.*
3. Where will Jesus come back to again one day? *To earth.*
4. What will Jesus get rid of when He comes? *Sin and death, once and for all.*
5. What will God make after Jesus comes back? *A new heaven and earth with no sin in it.*
6. Who will God take to live in the new heavens and earth? *God's people to live with Him, happy forever.*
7. How can we be God's people? *By turning away from our sins and trusting in Jesus as our Savior.*

choose a few

**BIBLE TRUTH**

God Will Make Everything New... Jesus Will Judge All People Fairly!

**Meaning**

When Jesus comes back, He will gather everyone who has ever lived before Him to be judged fairly. All the people who are alive when Jesus comes back, will stand before Him. All the people who were already dead will come out of the places they are buried and appeared before Him, too. Millions and millions, billions and billions of people. There will be more people than WE can know or count standing before Jesus on that day. But they won't be too many for Jesus. Jesus is God's Son. He knows everyone completely. Nothing is hidden from Him. And on that day, Jesus will sit on His throne (king's chair) and will judge all of us. What does it mean to judge? It means that Jesus will think fairly about what each person did with the life God gave them. Did they love God and serve Him? Did they love others? How did they use the good gifts God gave them? And most importantly, did they turn away from their sins and trust in Jesus as their Savior... or, did they refuse Him? It will be the saddest of days for all who refused to turn away from their sins and trust in Jesus as their Savior. The day for forgiveness and mercy will be over. Now, they will be separated from God and everything good forever. Satan and all the angels who rebelled against God will receive this final, terrible punishment, too. Oh, how I wish that everyone would turn away from their sins and trust in Jesus instead of receiving God's punishment! But what about God's people? How will Jesus fairly think about them? Didn't they disobey God, too? Shouldn't they be separated from God, too? Yes, they did disobey God, too. Yes, they deserve to be separated from God; but instead, they will receive wonderful, eternal life with God on that day! Why? Because they turned away from their sins and asked for God's forgiveness. They trusted in Jesus as their Savior, and He paid for their sins when He died on the cross. Because of Jesus, this will be a day of praise for them. Jesus will reward them for the good works they did in His name. And best of all, they will get to live happily with God in special closeness forever. We can be ready for that day, too, if we turn away from our sins and trust in Jesus as our Savior. This is how we become God's people.

**Discussion Questions**

1. Who will Jesus gather together when He comes back? *All people who have ever lived.*
2. What will Jesus do for each person? *Judge how they lived their life. Whether they turned away from their sins and trusted in Him (Jesus) as their Savior or not.*
3. What will happen to those who chose to keep on disobeying God and did not trust in Jesus as their Savior? *They will receive God's punishment and it will be very, very sad!*
4. What will happen to God's people, to those who did turn away from disobeying God and trusted in Jesus as their Savior? *They will go to live with God forever.*
5. On whose life does Jesus judge people who did not trust in Him as their Savior? *On their own life. They will receive God's fair punishment for their sins since they were not forgiven.*
6. Why won't God's people be punished for their sins when Jesus judges their lives? *Because Jesus already paid for their sins when He died on the cross.*
7. On whose life does Jesus judge people who did trust in Him as their Savior? *On Jesus' perfect life. They will receive the wonderful reward of Jesus, God's Son. Their sins are forgiven. They will go to live with God forever.*
8. How can we be God's people? *By turning away from our sins and trusting in Jesus as our Savior.*

choose a few

**Deep Down Discussion Sheet**

use with all THREE lessons

**P.2**

Questions to aid discussion of the key concepts and for use in games

**THE GOSPEL** What is God’s good news for you and me? *The gospel! How merciful God has been to us! Even though we have all disobeyed Him and all deserve His punishment, He sent Jesus to be our Savior. Jesus lived a perfect life and offered it as full payment for the sins of God’s people when He died on the cross. On the third day, He rose from the dead in victory. Now, all who turn away from their sins and trust in Jesus as their Savior will be forgiven. They are God’s people. On the day Jesus gives out punishment for sin, there will be no punishment for them. Jesus already took it for them on the cross. They will live forever with God in the wonderful, new world God will make. We can be God’s people, too, when we turn away from our sins and trust in Jesus as our Savior.*

**BIBLE TRUTH BIBLE VERSE** “Behold, I am coming soon, bringing my recompense with me, to repay each one for what he has done. I am the Alpha and the Omega, the first and the last, the beginning and the end.”  
-- Revelation 22:12-13, ESV

**Learn a Little:** “I am coming soon to repay each one for what he has done.”

**Meaning** One day, Jesus will come back. He will bring an end to sin and death. He will fairly judge everyone. Oh, what an awful day it will be for those who did not turn away from their sins and trust in Jesus! There will be no good reward for them. Only God’s punishment for their sins. How sad! But the day Jesus comes back will be a wonderful day of celebration for God’s people! He will reward the good things that God did through them. And because they did turn away from their sins and trusted in Him as their Savior, they will go to live with Him forever in the new heaven and earth He will create for them. We will be there on that day, too. It can be a day of celebration for us, too, if we turn away from our sins and trust in Jesus as our Savior.

**Discussion Questions**  
*choose a few*

1. Who promises to come soon? *Jesus does.*
2. What does Jesus promise to give to everyone? *A reward based on what they have done.*
3. What will Jesus give to those who never asked for God’s forgiveness for their sins and never trusted in Him as their Savior? *It will be a sad day. They will receive God’s punishment for their sins.*
4. What will Jesus give to those who did ask for God’s forgiveness for their sins and did trust in Jesus as their Savior? *He will reward them with life with Him forever.*
5. How is Jesus the Beginning and the End? *All things were created through Him in the beginning. He is the one who will come back to end this world and judge us all fairly.*
6. How can we be ready for the day when Jesus judges all people? *By turning away from our sins and trusting in Jesus as our Savior.*

**BIBLE STORY The Case of the Two, Big Books**

**Discussion Questions**  
*choose a few*

1. What did people think about Jesus? *They were amazed at how He taught about God and the great things He did by God’s power.*
2. Who did the people think Jesus was? *Maybe John the Baptist or maybe one of the prophets--the special messengers of God.*
3. Who did Peter say Jesus was? *The Son of God, the Christ. The Forever King God had promised to send.*
4. What did Jesus tell Peter and others that He must do before He would rule as the Forever King? *Suffer and die on the cross, then be raised from the dead.*
5. What did Peter say when Jesus told them this? *That it should not be this way! Jesus was the Forever King. He should be worshiped, not suffer and die.*
6. What did Jesus tell Peter? *To stop saying this! To stop tempting Him to not follow God’s good plan.*
7. What did Jesus say would happen when he returned as the Forever King? *He would gather all people together and judge them fairly. He would give out final punishments to all.*
8. What will happen to those who do not stop disobeying God and trust in Jesus as their Savior? *It will be a very sad day for them. They will face God’s forever punishment for their sins.*
9. What will happen to those who DO turn away from disobeying God and trust in Jesus as their Savior? *They will be forgiven for their sins because of Jesus. They will get to live with God forever.*
10. How can we be ready for that great Day of Judgment? *We can turn away from disobeying God and trust in Jesus as our own Savior. This is how God forgives our sins and makes us His dearly-loved people, ready to stand before Him, because of what Jesus has done for us.*

# **DEEP DOWN DETECTIVES**

**Curriculum Resources  
for Unit 16, Bible Truth 2:**



**What Will Happen When  
Jesus Comes Back?**

**God Will Make Everything New...**

**God's People Will Live Happily  
with God Forever!**

## Session Prep (especially good for newbies!)

### Pray!



Pray for the Holy Spirit to be at work in your and the children's hearts.

### Review



If new to the curriculum, look at the **Getting Started with Deep Down Detectives section of the Core Curriculum book.** (p.5) It will be especially helpful to read through the Deep Down Detectives section of **The Praise Factory Tour: Extended Version Book.** This is a visual way to understand what goes on in the classroom. (A pdf of the book is found in the samples section on the website.)

### Look through and Learn the Lesson



Read over **lesson plan.** Practice any **songs or action rhymes** you are using. Choose/make up motions to go with these. Choose less with younger children and more with older preschoolers. **Practice the lesson with the visual aids** and using the Big Question Box/Briefcase.

### Read and Rehearse the Bible Story with Pictures



Read the Bible story from the Bible. Read the curriculum version. Practice telling it with the storyboard pictures. (If you have not previously laminated the story pictures, do that now.) Or, rehearse it from the Simple Story Scenes, if you are using those.

### Let There Be Music



Download the music and listen to the songs. Choose which of the songs you will use with the children. If using live musicians, make sure they have the sheet music (Appendix A, Core Curriculum book).

### Put the Props in Place



1. Prepare your Visual Aids. Put the Big Question, Unit Bible Truths, Bible Truth, Bible Verse, and Listening Assignment signs, as well as the Bible Story script in one side of the Bible folder.
2. Get out your storyboard. If using Simple Story Scenes, put these in your Bible Folder. Or, if using the individual storyboard figures, put all background pictures in place (they have a BG by the number). Put the rest of the storyboard pictures (these have a SB by the number) in order of use in the other side of the Bible folder.
3. Put the DDD Bible Folder as well as the Big Question sign in the Big Question Box/Briefcase and shut it. If your box/briefcase has locks and you want to use the unlocking the box as part of your session, lock it now....but make sure you have the key or know the code first.
4. Prepare the music CD or sheet music or mp3 device for use in your session.

### Set Out Free Play Activities



Choose and set up free time activities you will use with the children. Choose a variety of different activities that will be enjoyed by different types of children. Rotate the activities you provide to keep them interesting and fresh to your children. (Suggestions in Appendix D, Core Curriculum books.)

### Prepare Any Activities



Choose which (if any) of the Bible Truth games and crafts activities you want to use in the session. Bear in mind your time frame as well as the developmental abilities and attention span of your children as you decide which/how many to prepare. **Look over the Discussion Sheet** and choose a few questions you might use to spark discussion with the children as they do their activities (especially good for ages 3's+). Pray for God to give you opportunities to talk about these things with the children.

### Let Them Take It with Them



Make copies of the craft/take home sheets, if you are not already using them as one of your activities. You may also want to make copies of the story (see take-home version of each story included in Appendix C with the other take home resources) to have for parents to use with their children at home. There's a link on each craft/take home sheet to the story, if you don't make hard copies.

### Store It



After your session is over, collect the resources and store them for future use. This curriculum can be used over and over for years to come.

---

## Unit 16: Jesus, the Returning King

---

### UNIT OVERVIEW

Jesus is coming back one day. What a day it will be! This old world and its ways will come to an end. God will destroy it and sin and death with it. He will create a new, perfect world for His people to live in with Him forever.

It will be a beautiful, happy place where there will never be anything sad or bad in it...ever! God's people will live there with Jesus as their king. Here on earth, they know God in their hearts; but there, they will see Him face-to-face. Think of your favorite thing to do. Life with Jesus will be better than this. Think of your favorite place to be. Life with Jesus in the new world will be better than that! Think of your favorite person to be with. Living with Jesus will be far better than that! There will never be anything better than living with God like this!

What a wonderful day that will be for God's people! What a wonderful day that will be for us, too, if we turn away from our sins and trust in Jesus as our Savior!

In this unit we will learn two truths about what will happen when Jesus comes back.

### UNIT BIBLE VERSE: Revelation 21:5-6, ESV

"And he who was seated on the throne said, "Behold, I am making all things new...It is done! I am the Alpha and the Omega, the beginning and the end."

### BIG QUESTION UNDER INVESTIGATION: What Will Happen When Jesus Comes Back?

**ANSWER:** God Will Make Everything New!

#### OPTIONAL Big Question 16 INTRODUCTION LESSON (Use Hide 'n' Seek Kids Unit 16 Material)

Story: The Case of the Wonderful Ending 2 Peter 3

Bible Verse: Revelation 21:5-6, ESV

#### BIBLE TRUTH 1: God Made Everything Good in Heaven and Earth (3 Lessons Available)

Story: The Case of the Two, Big Books Matthew 16; Mark 8:27-38, Revelation 20:11-15

Bible Verse: Revelation 22:12-13, ESV

#### ➔ BIBLE TRUTH 2: God's People Will Live Happily with God Forever (3 Lessons Available)

Story: The Case of the Promise Keeper Isaiah 1,2,6,24,25,49,52-53,60,65,66; Daniel 3; Revelation 21

Bible Verse: Revelation 19:6-7, ESV

## Deep Down Detectives ESV Songs 16 Track Numbers

This is a listing of all songs mentioned in the unit curriculum. You may or may not choose to use all of the songs. They are listed in easy-reference order--NOT in the order used in the curriculum.

You may choose to simply burn a CD/load them onto an mp3 device in this order. Or, you may want to do what we do: choose the songs we want to use and create a play list of them in that order. Then, we burn a CD/upload the play list onto an mp3 device. A teacher only has to click forward to the next song, instead of hunting for the right track. The track number have been included as part of the title of each song, teachers will still have a reference to the track number listed in the curriculum (same as those listed below), even if you change the order on your customized play list.

*listen to or download songs for free at <https://praisefactory.org:Deep Down Detectives Music page>*

### SONGS USED EVERY UNIT OF THE CURRICULUM

- 1 The Classroom Song v.1
- 2 The Classroom Song v.2
- 3 The Classroom Song v.3
- 4 The Classroom Song v.4
- 5 Deep Down Detectives Theme Song
- 6 The Classroom Rules Song
- 7 Let's Pray Song
- 8 The Big Question Box Song
- 9 The Bible Chant Song
- 10 ACTS Prayer Song (Short Version)
- 11 ACTS Prayer Song (Full Version)

#### Why the Extra Songs?

Deep Down Detectives is a curriculum used by a wide age-span of kids. Sometimes one of the other songs is a better fit for your kids. Or, you may simply want to teach them more songs on the same Bible Truth. Use as many or as few as you want.

### UNIT 16: JESUS, THE RETURNING KING

- 12 Big Q & A 16 Song
- 13 Big Question 16 Song: What Will Happen When Jesus Comes Back?
- 14 Big Question 16 Bible Verse Song: And He Who Was Seated Revelation 21:5-6, ESV
- 15 *Extra Big Question 16 Bible Verse Song: I Am Making All Things New Revelation 21:5, NIV 1984 (other version)*
- 16 Big Question 16 Hymn: At the Name of Jesus, v.1
- 17 Big Question 16 Praise Song: He Is Lord

### What Will Happen When Jesus Comes Back? God Will Make Everything New...

#### Bible Truth 1: Jesus Will Judge All People Fairly

- 18 Bible Verse: Behold, Behold Revelation 22:12-13, ESV
- 19 *Extra Bible Verse: Henceforth There Is 2 Timothy 4:8, ESV*
- 20 *Extra Bible Verse: The Day of the Lord 2 Peter 3:10-13, ESV*
- 21 *Extra Bible Verse: When You Hear of Wars Mark 13:7-10,26,27, ESV*
- 22 *Extra Bible Verse: God Is Just 2 Thessalonians 1:6-10, NIV 1984*

#### Bible Truth 2: God's People Will Live Happily with God Forever

- 23 Bible Verse: Hallelujah, Hallelujah! Revelation 19:6-7, ESV
- 24 *Extra Bible Verse: Hallelujah! Revelation 19:6-7, ESV*
- 25 *Extra Bible Verse: We'll All Be Changed 1 Corinthians 15:51,52,54, ESV*
- 26 *Extra Bible Verse: Behold a Great Multitude Revelation 7:9-10, ESV*
- 27 *Extra Bible Verse: No More Death Revelation 21:3-4;22:3-8, ESV*



**Big Question 16, Bible Truth 2 Overview: Key Concepts**

p.1

**Unit 16: Jesus, the Returning King**

**Unit Big Question (and Answer):** What Will Happen When Jesus Comes Back?  
God Will Make Everything New!

**Unit Bible Verse:** "And he who was seated on the throne said, "Behold, I am making all things new...It is done! I am the Alpha and the Omega, the beginning and the end."--Revelation 21:5-6, ESV

**Bible Truth 2 Concept: God Will Make Everything New... God's People Will Live Happily with God Forever!**

Have you ever been to a wedding? If you have, perhaps you've watched how happy the bride (woman) and groom (man) are to get married. They love each other so much and love being together. They are so happy on their wedding day! It's the day they begin to live the rest of their lives together.

The Bible says that Jesus is like a groom waiting for the day of His wedding. Not because He's going to get married to a woman, but because He is waiting to be joined forever with God's people, whom He loves so much. They are like a bride to Him.

At the end of world, it will be like a wedding day for Jesus and God's people. That will be the day when, at last, Jesus and God's people start living together in the new heaven and earth, He's creating for them. There will be a great celebration called the Wedding Feast of the Lamb ("the Lamb" is a nickname for Jesus that reminds God's people that He died to save them). What a lot there will be to celebrate! Jesus will rule as king forever. All of God's people will love Him and obey Him all the time. There will never be any sadness or hurting or dying anymore. Best of all, God's people will be completely filled up with knowing and enjoying God and each other in a way that can only be described as Perfect Wonderfulness. And it will be like this forever and ever and ever. We can become God's people, too, when we turn away from our sins and trust in Jesus as our Savior.

**Bible Truth 2 Bible Verse: Revelation 19:6-7, ESV**

"Hallelujah! For the Lord our God the Almighty reigns. Let us rejoice and exult and give him the glory, for the marriage of the Lamb has come, and his Bride has made herself ready."

**Learn a Little:** "Hallelujah! For the Lord our God the Almighty reigns."

**Meaning**

This song is full of Bible words! "Hallelujah" is a Bible word that means "Praise the Lord." That's exactly what God's people will be doing when Jesus comes back to take them home to live with Him in the new heaven and earth forever!

"The Lamb" is a nickname for Jesus, who died on the cross as the perfect payment for the sins of God's people. Jesus has given God's people the nickname of "His Bride." They are His special people who He loves so much and will be joined to them forever. How happy they will live together, forever and ever. They will rejoice with a big celebration! We can become God's people when we turn away from our sins and trust in Jesus as our Savior.

**Big Question 16, Bible Truth 2 Overview: Key Concepts**

p.2

**Bible Truth 2 ACTS Prayer**

- A** We praise You, Jesus! You are the great King who now rules over everything in heaven and will return one day. You will do away with sin, sadness, and death. You will be the great King over the new heaven and earth forever.
- C** Jesus, we know that we disobey You and all of God's good laws. We can never be good enough on our own to deserve to live with You when You return. We ask You to forgive us! Be our Savior, so we can be God's people and live with You forever.
- T** Thank You, Jesus, for coming to be our Savior! Thank You that we can be God's people when we turn away from our sins and trust in You as our Savior. Thank You for promising to get rid of sin, sadness, and death when You come back again. Thank You that You will create a perfect, new world for God's people to enjoy with You forever.
- S** Work in our hearts. Help us to turn away from our sins and trust in You, Jesus, as our Savior. Help us to love You and live for You today. Help us to look forward to the day when You come back and make all things new. Come back soon, Jesus! In Jesus' name we pray, Amen.

**Bible Truth 2 Story****The Case of the Promise Keeper**

*Isaiah 1,2,6,24,25,49,52-53,60,65,66; Daniel 3; Revelation 21*

**Songs Used in Bible Truth 2**

Big Q & A 16 Song

Big Question 16 Song: What Will Happen When Jesus Comes Back?

Big Question 16 Bible Verse Song: And He Who Was Seated Revelation 21:5-6, ESV

*Extra Big Question 16 Bible Verse Song: I Am Making All Things New Revelation 21:5, NIV 1984*

Big Question 16 Hymn: At the Name of Jesus, v.1

Big Question 16 Praise Song: He Is Lord

Bible Truth 2 Bible Verse Song: Hallelujah, Hallelujah! Revelation 19:6-7, ESV

*Bible Truth 2 Extra Bible Verse Song: Hallelujah! Revelation 19:6-7, ESV*


*Bible Truth 2 Extra Bible Verse Song: We'll All Be Changed 1 Corinthians 15:51,52,54, ESV*



*Bible Truth 2 Extra Bible Verse Song: Behold a Great Multitude Revelation 7:9-10, ESV*

*27 Bible Verse: No More Death Revelation 21:3-4;22:3-8, ESV*

*listen to or download songs for free at <https://praisefactory.org>: Deep Down Detectives Music page*

**1. GETTING STARTED**

 = follow the stars for a short & simple lesson plan

<p><b>Intake Activity Ideas</b></p>	<p><b>Choose one of these open-ended activities to include children as they join the class:</b></p>	
<p><b>Free Play Time</b> <i>suggestions in Appendix D</i></p>	<p> Offer your own or some of the easy-to-make, free play activities suggested in Appendix D.</p>	
<p><b>OR Sing-along Music Time</b> <i>lyrics and sheet music, Appendix A</i>  <i>listen to or download songs for free at <a href="https://praisefactory.org:Deep Down Detectives Music page">https://praisefactory.org:Deep Down Detectives Music page</a></i></p>	<p>Music from Deep Down Detectives (DDD) ESV Songs 16:                  Big Q &amp; A 16 Song                  Big Question 16 Song                  Big Question 16 (Unit) Bible Verse Song:                      And He Who Was Seated Revelation 21:5-6, ESV                  Extra Big Question 16 (Unit) Bible Verse Song:                      I Am Making All Things New Revelation 21:5, NIV 1984                  Big Question 16 Hymn:                      At the Name of Jesus, v.1                  Big Question 16 Praise Song:                      He Is Lord                  Bible Truth 2 Bible Verse Song:                      Hallelujah, Hallelujah! Revelation 19:6-7, ESV                  Extra Bible Truth 2 Bible Verse Song:                      Hallelujah! Revelation 19:6-7, ESV                  Extra Bible Truth 2 Bible Verse Song:                      We'll All Be Changed 1 Corinthians 15:51,52,54, ESV                  Extra Bible Truth 2 Bible Verse Song:                      Behold a Great Multitude Revelation 7:9-10, ESV                  Extra Bible Truth 2 Bible Verse Song:                      No More Death Revelation 21:3-4;22:3-8, ESV</p>	<p><i>DDD ESV Songs 16, track 12</i>  <i>DDD ESV Songs 16, track 13</i>   <i>DDD ESV Songs 16, track 14</i>   <i>DDD ESV Songs 16, track 15</i>   <i>DDD ESV Songs 16, track 16</i>   <i>DDD ESV Songs 16, track 17</i>   <i>DDD ESV Songs 16, track 23</i>   <i>DDD ESV Songs 16, track 24</i>   <i>DDD ESV Songs 16, track 25</i>   <i>DDD ESV Songs 16, track 26</i>   <i>DDD ESV Songs 16, track 27</i></p>
<p><i>Add more fun to Sing-along Music Time by adding a Music, Movement &amp; Memory Activity. These activities are listed on p.10 of this lesson plan with the Response Activities. Instructions found in Appendix B.</i></p>		
<p><b>OR Bible Verse Memory Game</b> <i>instructions found in Appendix B</i></p>	<p>Lesson 1 Game: Loud and Soft, Big and Little                  Lesson 2 Game: Freeze 'n' Say                  Lesson 3 Game: Detective Mission Madness Practice  <i>These activities are also included on p.10 of this lesson plan with the Response Activities.</i></p>	
<p><b>2. OPENING CIRCLE TIME</b> (<i>introduce the Bible Truth and tell the related Bible story</i>)</p>		
<p><b>Gathering the Children</b> <i>lyrics and sheet music, Appendix A</i></p>	<p><i>Sing verse 1 of The Classroom Song to gather the children for Circle Time.</i></p> <p><b>The Classroom Song, verse 1</b> <span style="float: right;"><i>DDD ESV Songs 16, track 1</i></span>                  Let's gather together to worship God,                  Let's gather together to worship God,                  Let's gather together to worship God,                  Come gather here with me!</p>	
<p><b>Welcome to Deep Down Detectives</b></p>	<p> "Welcome to Deep Down Detectives. We're so glad you've joined us! Detectives are people who look for answers to questions. In Deep Down Detectives, we look for answers to big questions about God. We dig deep down in the truths of God's Word to find them."</p>	

**2. OPENING CIRCLE TIME, continued**



= follow the stars for a short & simple lesson plan

<p><b>Deep Down Detectives Theme Song</b></p> <p><i>lyrics and sheet music, Appendix A</i></p>	<p>"Let's sing our Deep Down Detectives Theme Song."</p> <p><b>Deep Down Detectives Theme Song</b> <b>Deep Down Detectives Theme Song</b> <span style="float: right;"><i>DDD ESV Songs 16, track 5</i></span></p> <p>We're Deep Down Detectives, diggin' deep in God's Word, For truths about God and His plans for this world, We're seeking to love Him, with all of our heart, We're Deep Down Detectives! Come on! Let's start!</p>
<p><b>Classroom Rules Song</b></p> <p><i>lyrics and sheet music, Appendix A</i></p>	<p>There are two very important things that Deep Down Detectives do together: we worship God and we love one another. Our Classroom Rules Song reminds us how we should act. Let's sing it."</p> <p><b>Classroom Rules Song</b> <span style="float: right;"><i>DDD ESV Songs 16, track 6</i></span></p> <p>Shh, be quiet while someone is talking, Raise your hand, if you have something to say, Don't touch your friend, sitting beside you, Obey your teachers, Be kind as you play. These are our classroom rules, These are our classroom rules, They help us worship God and love one another, These are our classroom rules.</p>
<p><b>Opening Prayer Time</b></p> <p><i>lyrics and sheet music, Appendix A</i></p>	<p>"Children, we need God's help to keep these rules. Let's ask Him to help us right now. Let's get ready and pray."</p> <p><b>Let's Pray</b> <span style="float: right;"><i>DDD ESV Songs 16, track 7</i></span></p> <p>1-2-3! Fold your hands, Bow your head, Close your eyes. Let's pray! (<i>repeat</i>)</p> <p>"Let's pray:"</p> <p><b>Opening Prayer</b> </p> <p>Dear Lord, We're so glad to get to gather together to worship You! Please help us keep the classroom rules. Please help us to love You and learn about You today. In Jesus' name we pray. Amen.</p>

**2. OPENING CIRCLE TIME, continued**

★ = follow the stars for a short & simple lesson plan

**Reveal the Big Question**  
**Introduce the Big Question Box/Briefcase**

*lyrics and sheet music, Appendix A*

"Detectives INVESTIGATE things. That means they ask questions and look for answers. Deep Down Detectives investigate big questions about God. The Big Question we are investigating today is right inside our Big Question Box/Briefcase.

**The Big Question Box Song**

*DDD ESV Songs 16, track 8*

We've got a big box,  
All closed up and locked,  
Filled with the truths of God's Word.

We've got a brief case,  
There's no time to waste,  
Come on, kids, let's open it up!

**The Big Question under Investigation**

VISUAL AID



of BQB

*Big Question & Answer Sign, front side*

*\*found in the DDD Unit 16 Visual Aids, ESV Book*

Ok, who would like to open for me and pull out the Big Question?"

*Choose a child to open the box/briefcase, take out the Big Question and hand it to you, then hold up the Big Question sign for all the children to see, and say:*

★ The Big Question we are investigating today is Big Question Number 16:

**What Will Happen When Jesus Comes Back?**

and the Answer is:

**God Will Make Everything New!**

**Big Question Meaning**

★ Jesus is coming back one day. What a day it will be! This old world and its ways will come to an end. God will destroy it and sin and death with it. He will create a new, perfect world for His people to live in with Him forever.

It will be a beautiful, happy place where there will never be anything sad or bad in it... ever! God's people will live there with Jesus as their king. Here on earth, they know God in their hearts; but there, they will see Him face-to-face. Think of your favorite thing to do. Life with Jesus will be better than this. Think of your favorite place to be. Life with Jesus in the new world will be better than that! Think of your favorite person to be with. Living with Jesus will be far better than that! There will never be anything better than living with God like this!

What a wonderful day that will be for God's people! What a wonderful day that will be for us, too, if we turn away from our sins and trust in Jesus as our Savior!

**Big Question Songs**

★ Let's sing our Big Question Song:

**Big Q & A 16 Song**

*lyrics and sheet music, Appendix A*

**Big Q & A 16 Song**

*(adapted version of "The Bear Went Over the Mountain")*

*DDD ESV Songs 16, track 12*

**Verse:**

What will happen when Jesus comes back?  
What will happen when Jesus comes back?  
What will happen when Jesus comes back?  
God will make everything new.

**Refrain:**

God will make everything new,  
God will make everything new.  
What will happen when Jesus comes back?  
What will happen when Jesus comes back?  
What will happen when Jesus comes back?  
God will make everything new.

**2. OPENING CIRCLE TIME, continued**



= follow the stars for a short & simple lesson plan

**Learning about the Big Question (use one or both)**



Repeat the Big Question and Answer again:

**“What Will Happen When Jesus Comes Back? God Will Make Everything New!”**

Say: “Hmmm, I wonder what that means... Let’s do our action rhyme/sing our song that explains it.”

Then do the action rhyme or sing the song using any of the optional motions suggested, if desired.

**Big Question Action Rhyme**

**Big Question 16 Action Rhyme**

**(POSSIBLE ACTIONS)**

Jesus died on the cross.  
He was buried in a grave.  
Then God brought Him back to life,  
And took Him to heaven to stay.

*Make a cross with your index fingers*  
*Point to ground*  
*Raise up hands from ground to up high*  
*Point up to heaven*

But one, wonderful day,  
Only God knows when,  
Jesus will come back to this earth again.

*Hold up 1 finger*  
*Point to ground*

Goodbye, disobeying! Goodbye, hurting!  
Goodbye, crying! Goodbye, dying!

*Wave goodbye*

Hello, new heaven! Hello, new earth!  
Hello, happy forever,  
With Jesus as King!

*Wave hello*  
*Big, happy smile*

COME, LORD JESUS, COME!

*Praise hands in praise*

**Big Question (Action Rhyme) Song**

*lyrics and sheet music, Appendix A*

**Big Question 16 (Action Rhyme) Song**

*DDD ESV Songs 16, track 13*

**(POSSIBLE ACTIONS)**

What will happen when Jesus comes back?  
God will make everything new.

**Refrain:**

He’ll make ev’rything new,  
When He bursts through the blue.  
No more sin, sickness, dying,  
Only life, pure and good.  
That’s what will happen when Jesus comes back!  
Oh, Lord, come quickly, Lord Jesus, come back!

*Shake head “no”*

*Praise hands in praise*

**Verse 1**

What will happen when Jesus comes back?  
This heav’n and earth will end, that’s a fact!  
God will destroy it, A perfect, new one make.  
The home of God with His people always. Refrain

*Wipe hands, like getting rid of something*

*Stretch out arms wide to each side*

**Verse 2**

What will happen when Jesus comes back?  
All God’s enemies will get the sack!  
Sin, sickness, death will all be defeated,  
On the throne forever, Jesus be seated. Refrain

*Wipe hands, like getting rid of something*

*Make crown with hands on head and squat down slightly*

**2. OPENING CIRCLE TIME, continued**

★ = follow the stars for a short & simple lesson plan

**Learning the Bible Truth**

VISUAL take out

AID



of BQB

VISUAL AID

All the Bible Truths Sign

★ "God Will Make Everything New" is a good beginning, but there's so more to learn. So it's time for us to dig down even deeper for more answers to our Big Question about God. We're going to be learning **TWO** Bible truths that all tell us more about what will happen when Jesus comes back..

Who would like to hand me the picture with our two Bible truths on it? It's in the Big Question Box/Briefcase." *Choose a child to get it and hand it to you, then hold it up and show them the pictures of the two truths they will be learning.*

**Bible Truth Clue**

VISUAL take out

AID



of BQB

Bible Truth Clue Sign,  
front side  
VISUAL AID

*After everyone has had a good look, say...*

"Ok, we've learned one truth about what will happen when Jesus comes back. It's this one: "Jesus Will Judge All People Fairly" (point to pictures as you identify each Bible Truth). Now let's look at our Bible Truth Clue sign and see if we can figure out which of these two truths we will be learning about today. Who would like to get it out of the Big Question Briefcase for me?"

*Choose a child to open the briefcase, take out the Bible Truth Clue sign and hand it to you. Hold up the front side for the children to see. Cover up the answer, written along the bottom, and say:*

**"What Will Happen When Jesus Comes Back?  
God Will Make Everything New!  
God's People Will ???? Happily with God Forever!"**

**Hint**

We're missing one word. Here's the hint to what the missing word is. It says: "Where someone makes their home? It starts with an "l" and it rhymes with "give"

Can you guess? It's "give."

So the Bible Truth we are learning today is:  
*(uncover answer from bottom of sign, show it to them and say:)*

★ **"What Will Happen When Jesus Comes Back?  
God Will Make Everything New!  
God's People Will ???? Happily with God Forever!"**

**Bible Truth Meaning**

★ And here is what this Bible Truth means: *(read the meaning off of the back of the sign, say:)*

Have you ever been to a wedding? If you have, perhaps you've watched how happy the bride (woman) and groom (man) are to get married. They love each other so much and love being together. They are so happy on their wedding day! It's the day they begin to live the rest of their lives together.

The Bible says that Jesus is like a groom waiting for the day of His wedding. Not because He's going to get married to a woman, but because He is waiting to be joined forever with God's people, whom He loves so much. They are like a bride to Him.

At the end of world, it will be like a wedding day for Jesus and God's people. That will be the day when, at last, Jesus and God's people start living together in the new heaven and earth, He's creating for them. There will be a great celebration called the Wedding Feast of the Lamb ("the Lamb" is a nickname for Jesus that reminds God's people that He died to save them). What a lot there will be to celebrate! Jesus will rule as king forever. All of God's people will love Him and obey Him all the time. There will never be any sadness or hurting or dying anymore. Best of all, God's people will be completely filled up with knowing and enjoying God and each other in a way that can only be described as Perfect Wonderfulness. And it will be like this forever and ever and ever. We can become God's people, too, when we turn away from our sins and trust in Jesus as our Savior.

**2. OPENING CIRCLE TIME, continued**



= follow the stars for a short & simple lesson plan

**Learning the Bible Verse**

"And how do I know this is true? God tells me so in His special book, the Bible."

**The Bible Chant Song**

Say or sing the Bible Chant Song.

lyrics and sheet music, Appendix A

**The Bible Chant Song**

DDD ESV Songs 16, track 9

The Bible, the Bible,  
Let's get out the Bible.  
Let's hear what God has to say.  
The Bible, the Bible,  
God's given us the Bible.  
It's His Word for us to learn and obey! Yay!

**Bible Verse**

DDD 16.2 Bible Verse-front side (in the DDD Bible folder)

VISUAL AID Place verse in take out



of BQB  
DDD Bible Folder

\*found in the DDD Unit 16 Visual Aids, ESV Book

"Who would like to get our Bible folder out of the Big Question Briefcase for me?"

Choose a child to open the briefcase, take out the "Bible" folder and hand it to you. Remove the Bible Verse Picture from the "Bible" folder and hold it up for all the children to see, then say:

Revelation 19:6-7 tells us:

**Revelation 19:6-7**

"Hallelujah! For the Lord our God the Almighty reigns. Let us rejoice and exult and give him the glory, for the marriage of the Lamb has come, and his Bride has made herself ready."

**Learn a Little:** "Hallelujah! For the Lord our God the Almighty reigns."

**Bible Verse Meaning**


**What does that mean?**

This song is full of Bible words! "Hallelujah" is a Bible word that means "Praise the Lord." That's exactly what God's people will be doing when Jesus comes back to take them home to live with Him in the new heaven and earth forever!

"The Lamb" is a nickname for Jesus, who died on the cross as the perfect payment for the sins of God's people. Jesus has given God's people the nickname of "His Bride." They are His special people who He loves so much and will be joined to them forever. How happy they will live together, forever and ever. They will rejoice with a big celebration! We can become God's people when we turn away from our sins and trust in Jesus as our Savior.



**2. OPENING CIRCLE TIME, continued**

 = follow the stars for a short & simple lesson plan

**Bible Verse  
Song**

*lyrics and sheet music,  
Appendix A*

*You might also enjoy:*

*Hallelujah!  
Revelation 19:6-7, ESV  
DDD ESV Songs 16, track 24*

*We'll All Be Changed  
1 Corinthians 15:51,52,54,  
ESV  
DDD ESV Songs 16, track 25*

*Behold a Great Multitude  
Revelation 7:9-10, ESV  
DDD ESV Songs 16, track 26*

*No More Death  
Revelation 21:3-4;22:3-8,  
ESV  
DDD ESV Songs 16, track 27*

We've said our Bible verse, now let's sing it!

**Hallelujah, Hallelujah! Revelation 19:6-7, ESV**

*DDD ESV Songs 16, track 23*

Hallelujah, hallelujah, the Lord, our God reigns,  
Hallelujah, hallelujah,  
The Lord our God, the Almighty reigns.

Let us rejoice and exult,  
And give Him the glory,  
For the marriage of the Lamb has come,  
And his Bride has made herself ready.

Hallelujah, hallelujah, the Lord, our God reigns,  
Hallelujah, hallelujah,  
The Lord our God, the Almighty reigns.  
Revelation Chapter Nineteen, verses six and seven.

**2. OPENING CIRCLE TIME, continued**

★ = follow the stars for a short & simple lesson plan

<p><b>Getting into the Case</b></p>	<p>"Now it's time to do a bit more deep down investigating. Let's see what Detective Dan wants us to help him figure out. Would someone like to get it out for me?"</p>
<p><b>Listening Assignments</b></p> <p>Place in  take out  of BQB</p>	<p><b>NOTE: Listening assignments are most suitable for ages 3+. Skip straight to the Bible story (see bottom of this page), if working with 2 year olds.</b></p> <p>"Let's open up our listening assignment and see what we are supposed to figure out today.</p> <p>Choose a child to take out the Listening Assignment (from the DDD Bible Folder) and hand it to you. Read Detective Dan's letter to the children that includes the listening assignment. The listening assignments are summarized below:</p>
<p>VISUAL AID</p> <p></p> <p>DDD Unit 16 Visual Aids, ESV</p>	<p><b>Detective Dan's Lesson #1 Listening Assignment:</b></p> <p>I need to know:</p> <ol style="list-style-type: none"> <li><b>1. What promises were the people of Israel waiting to come true?</b></li> <li><b>2. Who has come and will come again, so that all these promises come true?</b></li> </ol>
<p>VISUAL AID</p> <p></p> <p>DDD Unit 16 Visual Aids, ESV</p>	<p><b>Detective Dan's Lesson #2 Listening Assignment:</b></p> <p><b>Our Bible Verse is Revelation 19:6-7, ESV</b></p> <p>"Hallelujah! For the Lord our God the Almighty reigns. Let us rejoice and exult and give him the glory, for the marriage of the Lamb has come, and his Bride has made herself ready."</p> <p>I need to know:</p> <ol style="list-style-type: none"> <li><b>1. Who were the people of Israel looking forward to coming and being their Forever King?</b></li> <li><b>2. What was the name of that king?</b></li> </ol>
<p>VISUAL AID</p> <p></p> <p>*Listening Assignment #3 includes the Assignment Sheet, plus 6 clue pictures*</p> <p>DDD Unit 16 Visual Aids, ESV</p>	<p><b>Detective Dan's Lesson #3 Listening Assignment:</b></p> <p>I found six clues, but two of them are <b>NOT</b> in the story. They are: a man named Abraham, a crown, a mouse, a fake god, soldier, and a boat. Hold each of them up for the children to see as you identify them.</p> <p>I need to know:</p> <ol style="list-style-type: none"> <li><b>1. Which four belong in the story and which two don't?</b></li> <li><b>2. Who is the promised Forever King? Who will praise Him forever?</b></li> </ol>
<p><b>Tell the Bible Story</b></p> <p>Place story &amp; pics in  take out  of BQB</p> <p>DDD Unit 16 Visual Aids, ESV</p> <p><b>Story text included in this book right after this lesson plan and in Visual Aids book</b></p>	<p>★ <b>Then say,</b> "Ok, Deep Down Detectives! Put on your best listening ears and see if you can hear the answers to Detective Dan's questions. When I finish telling the story, we will see if we can answer all the questions."</p> <p>★ <b>Bible Story: The Case of the Promise Keeper</b></p> <p>Isaiah 1,2,6,24,25,49,52-53,60,65,66; Daniel 3; Revelation 21</p> <p>Read the Bible Truth story, putting up the storyboard pictures as you tell it. Then, have the children answer the listening assignment. Present the gospel and lead in prayer.</p> <p>*Answers to questions; the gospel; and, ACTS prayer are included with the story text.*</p>

**2. OPENING CIRCLE TIME, continued**

★ = follow the stars for a short & simple lesson plan

<p><b>Story Response Song(s)</b></p> <p><b>Hymn</b></p> <p><i>lyrics and sheet music, Appendix A</i></p>	<p><i>As attention span and time allow, you might want to end with one of the following songs which also tie in with the unit. If desired, use the Music and Movement activity ideas while singing, listed with the Response Activities.</i></p> <p><b>Hymn: At the Name of Jesus</b> <span style="float: right;"><i>DDD ESV Songs 16, track 16</i></span></p> <p><b>Verse 4</b>                  Watch! for this Lord Jesus will come again,                  With His Father's glory o'er the earth to reign,                  For the day is coming when each knee shall bow,                  So let hearts confess Him                  King of glory now, King of glory now.</p> <p><b>Tie-in:</b> "Jesus promises that He will return to be king over the world. He told us to watch and wait for that day. When Jesus comes back it will be an amazing sight. He will come down from heaven with the angels and He will be shiny bright with God's glory. The whole world will see Him and bow down before Him. They will confess (say) that He is King Jesus. Come, Lord Jesus, come!"</p>
--	---

<p><b>Praise Song</b></p> <p><i>lyrics and sheet music, Appendix A</i></p>	<p><b>Praise Song: He Is Lord</b> <span style="float: right;"><i>DDD ESV Songs 16, track 17</i></span></p> <p>He is Lord, He is Lord!                  He is risen from the dead and He is Lord!                  Ev'ry knee shall bow,                  Ev'ry tongue confess,                  That Jesus Christ is Lord.</p> <p><b>Tie-in:</b> "People obey God by doing what He wants them to do. But, they also show that they obey Jesus by bowing down --getting down--on their knees in front of Him. and saying (confessing) that He is Lord--the one everyone should obey. When Jesus comes back, the Bible tells us that EVERYONE will get down on their knees and say to Jesus that He is Lord, He is the one they must obey. Let's do that right now and sing to Jesus that He is Lord!"</p>
--	--

**3. TAKING ACTION: Response Activities** *(choose from among these activities)*






<p><b>Transition to Activities</b></p>	<p>★ Well, Deep Down Detectives, you've done a great job diggin' deep down for answers in the truths of God's Word. Now it's time to enjoy some activities."</p> <p><i>Tell children what activity/s you are providing for them: either free play or some of the response activities listed below. When you are ready to dismiss them, use this song to help the children transition in an orderly fashion to their next activity.</i></p>
--	--

<p><b>Classroom Song, verse 2</b></p> <p><i>lyrics and sheet music, Appendix A</i></p>	<p>"Children, let's sing our Time to Play Song. When we are finished you may get up and walk over to our next activity."</p> <p><b>Classroom Song, verse 2</b> <span style="float: right;"><i>DDD ESV Songs 16, track 2</i></span></p> <p>We've gathered together to worship God,                  We've gathered together to worship God,                  And now it's time to play.</p> <p><i>Dismiss the children to whatever activities you have prepared for them to do.</i></p>
--	--

**Lesson Plan: Big Question 16, Bible Truth 2**

use with all THREE lessons

**3. TAKING ACTION: Response Activities** (choose from among these activities) ★ = short & simple lesson plan

<p><b>Response Activities</b></p>	<p>Choose one or more activities appropriate for your children, based on classroom time and developmental needs. <b>Add the Discussion Sheet to any activity for deeper learning.</b> ★</p>
<p><b>Bible Verse Memory Game</b></p> <p><i>game directions, Appendix B</i></p>	<p>Though listed with the opening activities, you may choose to use this Bible verse game here instead (or as a repeat).</p> <ul style="list-style-type: none"> <li>Lesson 1 Game: Loud and Soft, Big and Little</li> <li>Lesson 2 Game: Freeze 'n' Say</li> <li>Lesson 3 Game: Detective Mission Madness Practice</li> </ul> <p>Use the Discussion Sheet with this activity for even deeper learning ★</p>  <p>Discussion Questions</p>
<p><b>Music, Movement &amp; Memory Activity</b></p> <p><i>game directions, Appendix B</i></p>	<p>A music activity that uses the songs from the Bible Truth and Big Question unit.</p> <ul style="list-style-type: none"> <li>DDD Songs for this Bible Truth, plus:</li> <li>Lesson 1 Activity: Sing, Dance and Fall Down</li> <li>Lesson 2 Activity: Bottle Shakers</li> <li>Lesson 3 Activity: March 'n' Say</li> </ul> <p>Use the Discussion Sheet with this activity for even deeper learning ★</p>  <p>Discussion Questions</p>
<p><b>Bible Story Review Game</b></p> <p><i>game directions, Appendix B</i></p>	<p>A game that uses the storyboard pictures from the story to review the story.</p> <ul style="list-style-type: none"> <li>Lesson 1 Game: Deep Down Detectives Clue Hunt</li> <li>Lesson 2 Game: Run to the Grocery Store</li> <li>Lesson 3 Game: Who's in the Basket?</li> </ul> <p>Use the Discussion Sheet with this activity for even deeper learning ★</p>  <p>Discussion Questions</p>
<p><b>Coloring Pages/ Take Home Sheets</b></p> <p><i>in Appendix C</i></p> <p>★</p>	<p>A coloring page related to the lesson assignment question is provided for each lesson. On the back of each are the key concepts, a few questions and a song for parents to use with their children.</p> <p>NOTE: Upgrade your coloring sheet to a more interesting craft by offering simple embellishments, such as jiggly eyes, craft sand, glitter, glitter glue, colored paper dots (made with a hole punch), fabric scraps, etc. Make cut-to-size glued-on clothes, hair, etc for characters by using a copy of the coloring sheet, cutting out the selected portions and making them the patterns for whatever you want to cut out of fabric, paper, foil, etc.</p> <ul style="list-style-type: none"> <li>Lesson 1 Coloring Sheet Emphasis: Bible Truth</li> <li>Lesson 2 Coloring Sheet Emphasis: Bible Verse</li> <li>Lesson 3 Coloring Sheet Emphasis: ACTS Prayer</li> </ul> <p>Use the Discussion Sheet with this activity for even deeper learning ★</p>  <p>Discussion Questions</p>
<p><b>Extra Crafts: Big Question Craft</b></p> <p><i>in Appendix C</i></p> <p><b>Bible Verse Craft</b></p> <p><i>in Appendix C</i></p> <p><b>Bible Story Puzzle</b></p> <p><i>in Appendix C</i></p>	<p><b>These crafts are slightly more complex than the coloring/take home sheets:</b></p> <p><b>The Bible Concept Go-and-Tell Craft</b> is a craft that summarizes the Bible concept and includes the Bible verse is included for those desiring more than a coloring sheet. This more complex craft will involve gluing, sticking, etc. Can be used at any time.</p> <p><b>The Bible Story Coloring Sheet</b> provides a tie in between the Bible story and the Bible truth they are learning.</p> <p>The <b>Storyboard Picture Placement Page</b> has been made into a puzzle that can be cut out and re-assembled by the children. This provides a nice summary of the story.</p> <p>Use the Discussion Sheet with these activities for even deeper learning ★</p>  <p>Discussion Questions</p>
<p><b>Free Play Activities</b> ★</p> <p><i>ideas in Appendix D</i></p>	<p>Offer your own or some of the easy-to-make, free play activities suggested in Appendix D.</p>

**4. CLOSING CIRCLE TIME** *(End-of-session activities for the last 5-10 minutes of class time)*

★ = short & simple lesson plan

<p><b>Transition to Closing Circle</b></p> <p><b>Classroom Song, verse 3</b></p> <p><i>lyrics and sheet music, Appendix A</i></p>	<p><i>Use this song to help the children transition in an orderly fashion. Start singing this song and ask the children to gather with you for Closing Circle Time.</i></p> <p><b>Classroom Song, verse 3</b> <span style="float: right;"><i>DDD ESV Songs 16, track 3</i></span></p> <p>It's time to get ready to go and tell, It's time to get ready to go and tell, Come gather here with me.</p>
<p><b>Closing Circle Time</b></p> <p><b>Classroom Song, verse 4</b></p> <p><i>lyrics and sheet music, Appendix A</i></p>	<p><i>When children are settled in the circle, say:</i></p> <p>"It's almost time for your parents to come pick you up. And do you know what that means? It means.... (draw this out to build anticipation and excitement)...that it's almost time to go home and....it's almost time to...Go and Tell! We have learned some big news about God today. God wants us to take and tell it to the whole world!"</p> <p><b>Classroom Song, verse 4</b> <span style="float: right;"><i>DDD ESV Songs 16, track 4</i></span></p> <p>So what's our big news to go and tell, So what's our big news to go and tell, Can you tell me now?</p>
<p><b>Big News to Tell</b></p> <p><b>Big Question 16</b></p> <p><i>VISUAL AID</i></p> <div style="border: 1px solid black; background-color: #90EE90; padding: 5px; display: inline-block; margin: 5px 0;"><b>#1</b></div> <p><i>*found in the DDD Unit 16 Visual Aids, ESV Book lyrics and sheet music, Appendix A</i></p> <p><b>Big Question 16, Bible Truth 2</b></p> <p><i>VISUAL AID</i></p> <div style="border: 1px solid black; background-color: #90EE90; padding: 5px; display: inline-block; margin: 5px 0;"><b>#3</b></div>	<p>"Let's see....there's so much big news to tell! There's so much we've learned!</p> <p>First of all, can you tell me the answer to our <b>Big Question: "What Will Happen When Jesus Comes Back?"</b> <i>Hold up the Bible Truth Clue Picture.</i></p> <p>Say the answer with me: <b>"God Will Make Everything New!"</b></p> <p><i>(If desired, you can sing one/both of the Big Question songs.)</i> <span style="float: right;"><i>DDD ESV Songs 16, tracks 12,13</i></span></p> <p>And what's one way He does this? What did we learn? <i>Point to the picture.</i></p> <p><b>God's People Will Live Happily with God Forever!</b></p> <p>"And how do I know this is true? Can you tell me? Say it with me: <b>"The Bible tells me so!"</b> That's right!</p>
<p><b>Big Question 16, Bible Truth 2 Bible Verse</b></p> <p><i>VISUAL AID</i></p> <div style="border: 1px solid black; background-color: #90EE90; padding: 5px; display: inline-block; margin: 5px 0;"><b>#4</b></div> <p><i>*found in the DDD Unit 16 Visual Aids, ESV Book lyrics and sheet music, Appendix A</i></p>	<p>We learned: <b>Revelation 19:6-7:</b></p> <p>"Hallelujah! For the Lord our God the Almighty reigns. Let us rejoice and exult and give him the glory, for the marriage of the Lamb has come, and his Bride has made herself ready."</p> <p><b>Learn a Little:</b> "Hallelujah! For the Lord our God the Almighty reigns."</p> <p><b>What does that mean?</b></p> <p>This song is full of Bible words! "Hallelujah" is a Bible word that means "Praise the Lord." That's exactly what God's people will be doing when Jesus comes back to take them home to live with Him in the new heaven and earth forever!</p> <p>"The Lamb" is a nickname for Jesus, who died on the cross as the perfect payment for the sins of God's people. Jesus has given God's people the nickname of "His Bride." They are His special people who He loves so much and will be joined to them forever. How happy they will live together, forever and ever. They will rejoice with a big celebration! We can become God's people when we turn away from our sins and trust in Jesus as our Savior.</p> <p><i>(If desired, you can sing the Bible verse song.)</i> <span style="float: right;"><i>DDD ESV Songs 16, track 23</i></span></p>

**4. CLOSING CIRCLE TIME, continued**



= follow the stars for a short & simple lesson plan

<p><b>Closing ACTS Prayer Time</b></p> <p><b>ACTS Prayer Chant</b></p> <p><i>lyrics and sheet music, Appendix A</i></p>	<p><i>Let's ask God to help us to remember this and even tell others this good news. Let's get ready and pray our ACTS prayer.</i></p> <p><i>And what does ACTS mean? Let's sing/say our ACTS Prayer Chant!</i></p> <p><b>ACTS Prayer Chant Song</b> <span style="float: right;"><i>DDDESV Songs 16, tracks 10,11</i></span></p> <p>A, Adoration, God, we praise You!                  C, Confession, Forgive us our sins.                  T, Thanksgiving, Thank You for Jesus,                  S, Supplication, Help us to live like Him.</p> <p style="text-align: right;">That's the ACTS prayer, my friend,                  Bow your head, Close your eyes, Shhh,                  Let's begin.</p>
<p><b>Closing ACTS Prayer</b></p>	<p>"Let's pray!"</p> <p><i>Lead the children in the ACTS prayer for this Bible Truth.</i></p> <p><b>A</b> We praise You, Jesus! You are the great King who now rules over everything in heaven and will return one day. You will do away with sin, sadness, and death. You will be the great King over the new heaven and earth forever.</p> <p><b>C</b> Jesus, we know that we disobey You and all of God's good laws. We can never be good enough on our own to deserve to live with You when You return. We ask You to forgive us! Be our Savior, so we can be God's people and live with You forever.</p> <p><b>T</b> Thank You, Jesus, for coming to be our Savior! Thank You that we can be God's people when we turn away from our sins and trust in You as our Savior. Thank You for promising to get rid of sin, sadness, and death when You come back again. Thank You that You will create a perfect, new world for God's people to enjoy with You forever.</p> <p><b>S</b> Work in our hearts. Help us to turn away from our sins and trust in You, Jesus, as our Savior. Help us to love You and live for You today. Help us to look forward to the day when You come back and make all things new. Come back soon, Jesus!                  In Jesus' name we pray, Amen.</p>
<p><b>5. TAKING IT HOME</b> <i>(Take Home Sheet)</i></p>	
<p><b>Clean up and Dismissal</b> </p>	<p>"Now it's time to work together and clean up."  <i>Have the children join you in cleaning up the room.</i></p>
<p><b>Coloring Pages/ Take Home Sheets</b> </p> <p><i>in Appendix C</i></p>	<p><i>Give out the craft/take home sheet and any other papers from the session, as you dismiss children from class.</i></p> <p><i>(Reminder: The back side of the coloring page is the take home sheet for each lesson.)</i></p>
<p><b>Bible Story to Take-Home</b></p> <p><i>in Appendix C</i></p>	<p>You may also want to include a copy of the story along with the take home sheet. (However, each coloring sheet/take home sheet includes a note to parents telling where they can download the story from the Parent Resources section on the website.</p>

**The Case of the Promise Keeper***Isaiah 1,2,6,24,25,49,52-53,60,65,66; Daniel 3; Revelation 21***Story-telling Tips**

Ahead of time:

1. Read the Bible verses and story. Pray!
2. Choose story action cues and prepare storyboard figures/Story Scenes, if using. (In Visual Aids book)
3. Practice telling story with the storyboard figures/Story Scenes, timing your presentation. Shorten, if necessary.

During your presentation:

1. Maintain as much eye contact as possible as you tell the story.
2. Put up storyboard figures/add story action cues/hold up Story Scenes as you tell the story. Allow the children to help you put them on the board, if desired.
3. Include the children in your story with a few questions about what they think will happen or words/concepts that might be new to them.
4. Watch the kids for signs that their attention span has been reached. Shorten, if necessary.

**INTRODUCTION/ LISTENING ASSIGNMENTS**

**"Our story is called: The Case of the Promise Keeper. Here is your listening assignment."** Read from Detective Dan's Listening Assignment signs, but questions are summarized below:

**Detective Dan's Lesson #1 Listening Assignment:**

I need to know:

1. **What promises were the people of Israel waiting to come true?**
2. **Who has come and will come again, so that all these promises come true?**

**Detective Dan's Lesson #2 Listening Assignment:****Our Bible Verse is Revelation 19:6-7, ESV**

"Hallelujah! For the Lord our God the Almighty reigns. Let us rejoice and exult and give him the glory, for the marriage of the Lamb has come, and his Bride has made herself ready."

I need to know:

1. **Who were the people of Israel looking forward to coming and being their Forever King?**
2. **What was the name of that king?**

**Detective Dan's Lesson #3 Listening Assignment:**I found six clues, but two of them are **NOT** in the story.

They are: a man named Abraham, a crown, a mouse, a fake god, soldier, and a boat

*Hold each of them up for the children to see as you identify them.*

I need to know:

1. **Which four belong in the story and which two don't?**
2. **Who is the promised Forever King? Who will praise Him forever?**

**Read the assignment questions, THEN SAY,**

"Ok, Deep Down Detectives! Put on your best listening ears and see if you can hear the answers to Detective Dan's questions. When I finish telling the story, we will see if we can answer all the questions."

*Read the Bible Truth story, answer questions, present the gospel and lead in prayer.*

*Answers to questions; the gospel; and, ACTS prayer are included with the story text.*

**The Case of the Promise Keeper** *Isaiah 1,2,6,24,25,49,52-53,60,65,66; Daniel 3: Revelation 21*

*Story with lines separating paragraphs (text in bold, optional interaction cues in italics)*

**“Promises, promises! When will the LORD ever give us what He promised?”** the people of Israel wanted to know.

**Long ago, the LORD promised Abraham that a son from his family, the people of Israel, would bless all peoples in the world. But where was this special blessing? He STILL had not come!**

**Promises, promises! The LORD promised this son would also come from King David’s family. He would be the Forever King and would rule over God’s people for all eternity. How happy would life be with Him in charge!**

**No wonder the people longed for this special Son to come. Their lives were so unhappy, and it was their own fault. Instead of keeping God’s good laws, they had chosen to break them, again and again. Instead of worshiping the LORD, they had chosen to worship fake gods, again and again. And, instead of learning God’s Word, they had chosen to forget it, again and again. So, instead of pouring out His blessings upon them, the LORD had to discipline them, again and again.**

**“March, march, march!”** came the mighty soldiers of Babylon into Judah and Jerusalem. **“Crash, smash, burn!”** down went their houses, and even the Temple, the LORD’s beautiful worship place. Then, **“Tromp, tromp, tromp,”** off went the people of Israel to Babylon, where they had to work hard for their enemies.

**How sad the people of Israel were in the faraway land of their enemies! But they knew this was the LORD’s punishment, and they knew they deserved it. Now, they were so very, very sorry. They wanted to turn back to the LORD, but was it too late? Were God’s promises to them really gone?**

*What do you think? Was it too late?*

**The LORD gave them His answer through His prophets, Isaiah, and Daniel. It was good news. “Though your sins are so many, I, Myself, will provide the way for you to be forgiven,”** the LORD told the people. **“I have not forgotten My promises. I will keep them all. I won’t punish you forever. When seventy years have passed, I will bring you back home,”** He promised them.

**That was great news, but the LORD had more, even BETTER news for them: “A son of Abraham will STILL come and bless all the peoples of the world. This son of David will STILL come and rule as the Forever King,”** the LORD promised. **“But He won’t be just a son of Abraham and a son of David,”** the LORD told them. **“He will be MY Son, the Son of God. He will die for the sins of all My people. Then, He will rise from the dead, in victory over sin and death,”** the LORD said through Isaiah.

**“Then, at the end of time, My Son will return to earth,”** the LORD promised. **“He will judge all people fairly. Those who have NOT turned to the LORD will be separated from God forever. The time to receive God’s forgiveness will be passed for them. It will be a very, very sad day for those people.”**



*Story with lines separating paragraphs (text in bold, optional interaction cues in italics)*

**“But how wonderful it will be for God’s people, all who turned away from their sins and trusted in Him as their Savior. I will create a new heaven and earth for them to live in with Me. It will be a wonderful, new world of perfect happiness,” the LORD said through His prophets. “NEVER will there be sadness or death. NEVER will anyone disobey Me anymore. They will delight to worship Me,” the LORD told the people of Israel. “And the Forever King, will rule on and on, and God’s people will live in the bright light of His glory forever,” the LORD promised the people.**

**Oh, what wonderful promises these were for those people of Israel, far away in the land of their enemies! How good the LORD is to His people! His love is more than they could ever deserve. God WOULD forgive and save all who turned back to Him in faith and repentance.**

**Promises, promises. Did God keep His promises to the people of Israel?**

*What do you think?*

**Yes, He did!**

**At just the right time, the LORD rescued them from their enemies and led them back home to Jerusalem. There was so much to do, but oh, how good it was to be home!**

**And, at just the right time, God sent the special Son—Abraham’s son, David’s son, GOD’S SON! He came to bless all the peoples of the world, and to save God’s people from their sins. He was born in Bethlehem one night, and angels sang and rejoiced at His birth. Do you know His name? I bet you do!**

*Can you tell me?*

**It’s Jesus!**

**That little baby, Jesus, grew up to be a man, a perfect man --the ONLY person who never, ever disobeyed God. He taught about God and He did amazing things.**

**He suffered and died on the cross for the sins of God’s people and was buried in a cave-grave. But on Day Three, Jesus rose up from the dead in victory. Jesus had beaten sin and death for God’s people! For forty days, Jesus spent time with His disciples, teaching them many things. Then, up to heaven, Jesus went, and He is there now, ruling as the Forever King.**

**Promises, promises. One day, God will keep the last of His promises. On that wonderful day, Jesus will come back to this world again. Everyone will see Him as He comes through the clouds.**

**Then, Jesus will judge all people fairly. This old, broken world will be gone, and He will create a new, perfect world in its place.**

**And in this wonderful, new, home God’s people will live with God forever. At last, they will get to know and enjoy Him fully. At last, they will get to know and enjoy each other fully, too. Sickness, sadness, sin, and death will be gone forever. It will be Perfect Wonderfulness that will never end. Come, Lord Jesus, come! Amen!**

**Cracking the Case:** (story wrap-up for Listening Assignments)

It's time to see how we did with our Listening Assignment.

**Detective Dan's Lesson #1 Listening Assignment:**

I need to know:

- 1. What promises were the people of Israel waiting to come true?** God's promise to send a Son who would bless all nations and who would be the Forever King.
- 2. Who has come and will come again, so that all these promises come true?** Jesus!

**For You and Me:**

Like the people of Israel, we have all chosen to disobey God we all deserve His punishment. But through Jesus, God offers forgiveness for our sins. And the same promises that the people of Israel were waiting to come true will be promises that we're waiting to come true, too. What a wonderful day it will be when Jesus comes back to reign as the great, Forever King! God's people live with Him forever. It can be a happy day for us, too, if we turn away from our sins and trust in Jesus as our Savior. Ask God to help you do this. He loves to answer this prayer!

**Detective Dan's Lesson #2 Listening Assignment:****Our Bible Verse is Revelation 19:6-7**

"Hallelujah! For the Lord our God the Almighty reigns. Let us rejoice and exult and give him the glory, for the marriage of the Lamb has come, and his Bride has made herself ready."

I need to know:

- 1. Who were the people of Israel looking forward to coming and being their Forever King?** A special son God would send.
- 2. What was the name of that king? And what will it be like when he comes back?** Jesus is the name of that Forever King. He will do away with sin and death. He will create a new heaven and earth to replace this broken one. Jesus will live together with God's people forever. How happy they will be!

**For You and Me:**

The day Jesus comes back will be a great day of celebration for God's people. They look forward to living with Him forever. They look forward to sin and death been gone forever. We can become God's people, too. How? By turning away from our sins and trusting in Jesus as our Savior. Then, we will be able to look forward to celebrating on that day and living with Jesus forever, too.

**Detective Dan's Lesson #3 Listening Assignment:**

I found six clues, but two of them are **NOT** in the story. They are: a man named Abraham, a crown, a mouse, a fake god, soldier, and a boat. *Hold each of them up for the children to see as you identify them.*

I need to know:

- 1. Which four belong in the story and which two don't?** Abraham, the crown, the fake god and the soldier belong. The mouse and the boat do not.
- 2. Who is the promised Forever King?** Who will live with Him and praise Him forever? Jesus is the Forever King. God's people will live with Him and praise Him forever.

**For You and Me:**

Like the people of Israel, we have all chosen to disobey God we all deserve His punishment. But through Jesus, God offers forgiveness for our sins. And those same promises that the people of Israel were waiting to come true will be promises that we're waiting to come true, too! What a wonderful day it will be when Jesus comes back to reign as the great, Forever King. God's people will praise Him and live with Him forever! It can be a happy day for us, too, if we turn away from our sins and trust in Jesus as our Savior. Ask God to help you do this. He loves to answer this prayer!

**The Gospel** (story wrap-up if NOT using Listening Assignments)**Our Bible Truth is:**

**What Will Happen When Jesus Comes Back?**

**God Will Make Everything New...**

**God's People Will Live Happily with God Forever!**

What will happen when Jesus comes back? God will make everything new... God's people will live happily with God forever! After Jesus puts an end to sin, God's people will go to live with Him forever. When God's people lived on earth, they were so thankful for God sending Jesus to save them. But when they live with Him forever, they will be even happier. For then, they will be filled up as full as people can be with the happiness of knowing God. If we turn away from disobeying God and trust in Jesus as our Savior. We will get to be there with God and His people, enjoying Him forever and ever!

*Close in prayer.*

**Closing ACTS Prayer**

- A** We praise You, Jesus! You are the great King who now rules over everything in heaven and will return one day. You will do away with sin, sadness, and death. You will be the great King over the new heaven and earth forever.
- C** Jesus, we know that we disobey You and all of God's good laws. We can never be good enough on our own to deserve to live with You when You return. We ask You to forgive us! Be our Savior, so we can be God's people and live with You forever.
- T** Thank You, Jesus, for coming to be our Savior! Thank You that we can be God's people when we turn away from our sins and trust in You as our Savior. Thank You for promising to get rid of sin, sadness, and death when You come back again. Thank You that You will create a perfect, new world for God's people to enjoy with You forever.
- S** Work in our hearts. Help us to turn away from our sins and trust in You, Jesus, as our Savior. Help us to love You and live for You today. Help us to look forward to the day when You come back and make all things new. Come back soon, Jesus!

In Jesus' name we pray, Amen.

***Go to Lesson Plan, p.9 for the script to the rest of the lesson.***



# Deep Down Discussion Sheet

use with all THREE lessons

Use with all response activities for deeper learning



P.1

Questions to aid discussion of the key concepts and for use in games

Be familiar with these questions and answers. Look for opportunities to ask questions and discuss their answers, such as while the children work on their coloring pages, as part of their response games, or during play time. Remember: your goal isn't to ask all these questions or only talk to the children about these things. It is to be deliberate in having good conversations with them, however much or little you have.

**BIG QUESTION**

What Will Happen When Jesus Comes Back? God Will Make Everything New!

**Meaning**

Jesus is coming back one day. What a day it will be! This old world and its ways will come to an end. God will destroy it and sin and death with it. He will create a new, perfect world for His people to live in with Him forever. It will be a beautiful, happy place where there will never be anything sad or bad in it...ever! God's people will live there with Jesus as their king. Here on earth, they know God in their hearts; but there, they will see Him face-to-face. Think of your favorite thing to do. Life with Jesus will be better than this. Think of your favorite place to be. Life with Jesus in the new world will be better than that! Think of your favorite person to be with. Living with Jesus will be far better than that! There will never be anything better than living with God like this! What a wonderful day that will be for God's people! What a wonderful day that will be for us, too, if we turn away from our sins and trust in Jesus as our Savior!

**Discussion Questions**

choose a few

1. Where did Jesus suffer and die to save God's people from their sins? *On the cross.*
2. Where did Jesus go after He was buried in a grave? *He rose from the dead and then went to heaven to rule in heaven as the great King of kings and Lord of lords.*
3. Where will Jesus come back to again one day? *To earth.*
4. What will Jesus get rid of when He comes? *Sin and death, once and for all.*
5. What will God make after Jesus comes back? *A new heaven and earth with no sin in it.*
6. Who will God take to live in the new heavens and earth? *God's people to live with Him, happy forever.*
7. How can we be God's people? *By turning away from our sins and trusting in Jesus as our Savior.*

**BIBLE TRUTH**

God Will Make Everything New...God's People Will Live Happily with God Forever!

**Meaning**

Have you ever been to a wedding? If you have, perhaps you've watched how happy the bride (woman) and groom (man) are to get married. They love each other so much and love being together. They are so happy on their wedding day! It's the day they begin to live the rest of their lives together. The Bible says that Jesus is like a groom waiting for the day of His wedding. Not because He's going to get married to a woman, but because He is waiting to be joined forever with God's people, whom He loves so much. They are like a bride to Him. At the end of world, it will be like a wedding day for Jesus and God's people. That will be the day when, at last, Jesus and God's people start living together in the new heaven and earth, He's creating for them. There will be a great celebration called the Wedding Feast of the Lamb ("the Lamb" is a nickname for Jesus that reminds God's people that He died to save them). What a lot there will be to celebrate! Jesus will rule as king forever. All of God's people will love Him and obey Him all the time. There will never be any sadness or hurting or dying anymore. Best of all, God's people will be completely filled up with knowing and enjoying God and each other in a way that can only be described as Perfect Wonderfulness. And it will be like this forever and ever and ever. We can become God's people, too, when we turn away from our sins and trust in Jesus as our Savior.

**Discussion Questions**

choose a few

1. Who is like a groom waiting for his wedding day? *Jesus is.*
2. Who is Jesus waiting to live with? *God's people, forever.*
3. Where will Jesus and God's people live together forever? *The new heaven and earth.*
4. What is the Wedding Feast of the Lamb? *The big celebration of God's people and Jesus living together forever.*
5. Who will rule as king forever? *God will.*
6. What will not be in the new heaven and earth? *Death, sadness, pain, anything evil.*
7. How long will God's people and Jesus live together happily? *Forever and ever.*
8. How can we become God's people? *By turning away from our sins and trusting in Jesus as our Savior.*

**Deep Down Discussion Sheet**

use with all THREE lessons

**P.2**

Questions to aid discussion of the key concepts and for use in games

<b>THE GOSPEL</b>	<p>What is God's good news for you and me? <i>The gospel! How merciful God has been to us! Even though we have all disobeyed Him and all deserve His punishment, He sent His Son, Jesus, to be our Savior. Jesus lived a perfect life and offered it as full payment for the sins of God's people when He died on the cross. On the third day, He rose from the dead in victory. Now, all who turn away from their sins and trust in Jesus as their Savior will be forgiven. They are God's people. They will live forever with God in the wonderful, new world God will make. We can be God's people, too, when we turn away from our sins and trust in Jesus as our Savior.</i></p>
<b>BIBLE TRUTH BIBLE VERSE</b>	<p>"Hallelujah! For the Lord our God the Almighty reigns. Let us rejoice and exult and give him the glory, for the marriage of the Lamb has come, and his Bride has made herself ready."                  -- Revelation 19:6-7, ESV</p>
<b>Meaning</b>	<p><b>Learn a Little:</b> "Hallelujah! For the Lord our God the Almighty reigns."</p> <p>This song is full of Bible words! "Hallelujah" is a Bible word that means "Praise the Lord." That's exactly what God's people will be doing when Jesus comes back to take them home to live with Him in the new heaven and earth forever! "The Lamb" is a nickname for Jesus, who died on the cross as the perfect payment for the sins of God's people. Jesus has given God's people the nickname of "His Bride." They are His special people who He loves so much and will be joined to them forever. How happy they will live together, forever and ever. They will rejoice with a big celebration! We can become God's people when we turn away from our sins and trust in Jesus as our Savior.</p>
<b>Discussion Questions</b>	<p>1. What does "hallelujah" mean? <i>It is a Bible word that means "Praise the LORD!"</i></p> <p>2. Why will God's people be praising the LORD at the end of time? <i>Because He will at last be their king and they will live with Him.</i></p> <p>3. What will life between Jesus and God's people like in heaven? <i>It will be happy like a bride and a groom who have just gotten married. They will be so happy to be living together at last! But it will be even better than that because Jesus will get rid of all sin and death. There will only be happiness and it will never, ever end.</i></p> <p>4. Who is "the Lamb" a nickname for? Why? <i>For Jesus. Lambs were used as a worship gift giving to God, long, long ago. Jesus gave up His life as the perfect worship gift and full payment for the sins of God's people. He was willing to die for their sins, so they could be God's people forever.</i></p> <p>5. How can we become God's people? <i>By turning away from our sins and trusting in Jesus as our Savior.</i></p>
<b>BIBLE STORY</b>	<p><b>The Case of the Promise Keeper</b></p>
<b>Discussion Questions</b>	<p>1. What did the LORD promise God's people through Abraham? <i>That one of his sons would be a blessing to all the people of the world.</i></p> <p>2. What did the LORD promise God's people through David? <i>That one of his sons would rule as the Forever King.</i></p> <p>3. Had the people of Israel been faithful to the LORD, as they had promised Him? <i>No, they had not. Most of the time, they and their kings disobeyed Him. They deserved God's punishment, not these wonderful promises to be answered.</i></p> <p>4. Would the LORD still answer these promises, even though the people of Israel had been so sinful? <i>Yes, He would.</i></p> <p>5. Who was the son of Abraham who would come and bless all people? <i>Jesus. He would come to be the Savior for all people, from all places, who turn away from their sins and trust in Jesus as their Savior.</i></p> <p>6. Who was the Forever King, the son of David, who will come one day and bring God's Kingdom forever? <i>Jesus is. One day He will come back and get rid of all sin and death forever.</i></p> <p>7. What will the world be like when Jesus comes back? <i>God will make everything new. He will create a new heaven and earth. There will be no more sadness or death or disobeying God. He will live with His people forever and it will be so very, very wonderful.</i></p> <p>8. What can we do to be God's people and share life with God's great Forever King, Jesus? <i>We can turn away from disobeying God and trust in Jesus as our Savior.</i></p>

# **DEEP DOWN DETECTIVES**

**Curriculum Resources**



**Appendix A:  
Unit 16 Songs**

## Index of Songs

<b>TRACK NUMBERS</b>	<b>98</b>
<b>GENERAL CLASSROOM SONGS (USED EVERY LESSON, EVERY UNIT)</b>	<b>99</b>
<b>Lyrics:</b>	
The Classroom Song vs.1-4	101
Deep Down Detectives Theme Song	102
The Classroom Rules Song	102
Let's Pray Song	103
The Big Question Box Song	103
The Bible Chant Song	104
ACTS Prayer Song	104
<b>Sheet Music :</b>	
The Classroom Song vs.1-4	105
Deep Down Detectives Theme Song	105
The Classroom Rules Song	106
Let's Pray Song	106
The Big Question Box Song	107
The Bible Chant Song	107
ACTS Prayer Song	108
<b>Unit 16: Jesus, the Returning King</b>	<b>109</b>
<b>Unit 16 Songs Lyrics:</b>	
Big Q & A 16 Song	111
Big Question 16 Song: What Will Happen When Jesus Comes Back?	112
Big Question 16 Bible Verse Song: And He Who Was Seated Revelation 21:5-6, ESV	113
<i>Extra Big Question 16 Bible Verse Song: I Am Making All Things New Revelation 21:5, NIV 1984</i>	114
Big Question 16 Hymn: At the Name of Jesus, v.1	115
Big Question 16 Praise Song: He Is Lord	116
<b>Unit 16 Songs Sheet Music</b>	
Big Q & A 16 Song	117
Big Question 16 Bible Verse Song: And He Who Was Seated Revelation 21:5-6, ESV	118
Big Question 16 Song: What Will Happen When Jesus Comes Back?	119
<i>Extra Big Question 16 Bible Verse Song: I Am Making All Things New Revelation 21:5, NIV 1984</i>	121
Big Question 16 Hymn: At the Name of Jesus, v.1	122
Big Question 16 Praise Song: He Is Lord	122



## Index of Songs, continued

### What Will Happen When Jesus Comes Back? God Will Make Everything New...

#### **Bible Truth 1: God Made Everything Good in Heaven and Earth**

##### **Lyrics:**

Bible Verse: Behold, Behold Revelation 22:12-13, ESV	125
<i>Extra Bible Verse: Henceforth There Is 2 Timothy 4:8, ESV</i>	126
<i>Extra Bible Verse: The Day of the Lord 2 Peter 3:10-13, ESV</i>	127
<i>Extra Bible Verse: When You Hear of Wars Mark 13:7-10,26,27, ESV</i>	128
<i>Extra Bible Verse: God Is Just 2 Thessalonians 1:6-10, NIV 1984</i>	129

##### **Sheet Music:**

Bible Verse: Behold, Behold Revelation 22:12-13, ESV	130
<i>Extra Bible Verse: Henceforth There Is 2 Timothy 4:8, ESV</i>	131
<i>Extra Bible Verse: The Day of the Lord 2 Peter 3:10-13, ESV</i>	132
<i>Extra Bible Verse: When You Hear of Wars Mark 13:7-10,26,27, ESV</i>	134
<i>Extra Bible Verse: God Is Just 2 Thessalonians 1:6-10, NIV 1984</i>	135

#### **Bible Truth 2: God's People Will Live Happily with God Forever**

##### **Lyrics:**

Bible Verse: Hallelujah, Hallelujah! Revelation 19:6-7, ESV	136
<i>Extra Bible Verse: Hallelujah! Revelation 19:6-7, ESV</i>	137
<i>Extra Bible Verse: We'll All Be Changed 1 Corinthians 15:51,52,54, ESV</i>	138
<i>Extra Bible Verse: Behold a Great Multitude Revelation 7:9-10, ESV</i>	139
<i>Extra Bible Verse: No More Death Revelation 21:3-4;22:3-8, ESV</i>	140

##### **Sheet Music:**

Bible Verse: Hallelujah, Hallelujah! Revelation 19:6-7, ESV	141
<i>Extra Bible Verse: Hallelujah! Revelation 19:6-7, ESV</i>	142
<i>Extra Bible Verse: We'll All Be Changed 1 Corinthians 15:51,52,54, ESV</i>	143
<i>Extra Bible Verse: Behold a Great Multitude Revelation 7:9-10, ESV</i>	144
<i>Extra Bible Verse: No More Death Revelation 21:3-4;22:3-8, ESV</i>	145

## Deep Down Detectives ESV Songs 16 Track Numbers

This is a listing of all songs mentioned in the unit curriculum. You may or may not choose to use all of the songs. They are listed in easy-reference order--NOT in the order used in the curriculum.

You may choose to simply burn a CD/load them onto an mp3 device in this order. Or, you may want to do what we do: choose the songs we want to use and create a play list of them in that order. Then, we burn a CD/upload the play list onto an mp3 device. A teacher only has to click forward to the next song, instead of hunting for the right track. The track number have been included as part of the title of each song, teachers will still have a reference to the track number listed in the curriculum (same as those listed below), even if you change the order on your customized play list.

### Why the Extra Songs?

Deep Down Detectives is a curriculum used by a wide age-span of kids. Sometimes one of the other songs is a better fit for your kids. Or, you may simply want to teach them more songs on the same Bible Truth. Use as many or as few as you want.

### SONGS USED EVERY UNIT OF THE CURRICULUM

- 1 The Classroom Song v.1
- 2 The Classroom Song v.2
- 3 The Classroom Song v.3
- 4 The Classroom Song v.4
- 5 Deep Down Detectives Theme Song
- 6 The Classroom Rules Song
- 7 Let's Pray Song
- 8 The Big Question Box Song
- 9 The Bible Chant Song
- 10 ACTS Prayer Song (Short Version)
- 11 ACTS Prayer Song (Full Version)

### UNIT 16: JESUS, THE RETURNING KING

- 12 Big Q & A 16 Song
- 13 Big Question 16 Song: What Will Happen When Jesus Comes Back?
- 14 Big Question 16 Bible Verse Song: And He Who Was Seated Revelation 21:5-6, ESV
- 15 *Extra Big Question 16 Bible Verse Song: I Am Making All Things New Revelation 21:5, NIV 1984 (other version)*
- 16 Big Question 16 Hymn: At the Name of Jesus, v.1
- 17 Big Question 16 Praise Song: He Is Lord

### What Will Happen When Jesus Comes Back?

#### God Will Make Everything New...

#### Bible Truth 1: Jesus Will Judge All People Fairly

- 18 Bible Verse: Behold, Behold Revelation 22:12-13, ESV
- 19 *Extra Bible Verse: Henceforth There Is 2 Timothy 4:8, ESV*
- 20 *Extra Bible Verse: The Day of the Lord 2 Peter 3:10-13, ESV*
- 21 *Extra Bible Verse: When You Hear of Wars Mark 13:7-10,26,27, ESV*
- 22 *Extra Bible Verse: God Is Just 2 Thessalonians 1:6-10, NIV 1984*

#### Bible Truth 2: God's People Will Live Happily with God Forever

- 23 Bible Verse: Hallelujah, Hallelujah! Revelation 19:6-7, ESV
- 24 *Extra Bible Verse: Hallelujah! Revelation 19:6-7, ESV*
- 25 *Extra Bible Verse: We'll All Be Changed 1 Corinthians 15:51,52,54, ESV*
- 26 *Extra Bible Verse: Behold a Great Multitude Revelation 7:9-10, ESV*
- 27 *Extra Bible Verse: No More Death Revelation 21:3-4;22:3-8, ESV*

# **DEEP DOWN DETECTIVES**

**Curriculum Resources**



**General Classroom Songs**

**(used every lesson  
of the curriculum)**



# The Classroom Song

DDD NIV 5/6 Songs, Tracks 1-4

## Verse 1

Let's gather together to worship God,  
Let's gather together to worship God,  
Come gather now with me!

## Verse 2

We've gathered together to worship God,  
We've gathered together to worship God,  
And now it's time to play.

## Verse 3

It's time to get ready to go and tell,  
It's time to get ready to go and tell,  
Come gather here with me.

## Verse 4

So what's our big news to go and tell,  
So what's our big news to go and tell,  
Can you tell me now?

# Deep Down Detectives Theme Song

DDD ESV Songs 16, Track 5

We're Deep Down Detectives,  
diggin' deep in God's Word,  
For truths about God and His plans for this world,  
We're seeking to love Him, with all of our heart,  
We're Deep Down Detectives!  
Come on! Let's start!

Words and Music: Constance Dever ©2015

# Classroom Rules Song

DDD ESV Songs 16, Track 6

Shh, be quiet while someone is talking,  
Raise your hand, if you have something to say,  
Don't touch your friend, sitting beside you,  
Obey your teachers, Be kind as you play.  
These are our classroom rules,  
These are our classroom rules,  
They help us worship God and love one another,  
These are our classroom rules.

Words and Music: Constance Dever ©2015

## Let's Pray

DDD ESV Songs 16, Track 7

1-2-3!

Fold your hands,

Bow your head,

Close your eyes.

Let's pray! (*repeat*)

Words and Music: Constance Dever ©2015

## Big Question Box Song

DDD ESV Songs 16, Track 8

### The Big Question Box Song

We've got a big box,

All closed up and locked,

Filled with the truths of God's Word.

We've got a brief case,

There's no time to waste,

Come on, kids, let's open it up!

Words and Music: Constance Dever ©2015

## The Bible Chant Song

DDD ESV Songs 16, Track 9

The Bible, the Bible,  
Let's get out the Bible.  
Let's hear what God has to say.  
The Bible, the Bible,  
God's given us the Bible.  
It's His Word for us to learn and obey! Yay!

Words and Music: Constance Dever ©2015

## The ACTS Prayer Song

DDD ESV Songs 16, Tracks 10,11

A: Adoration, God, we praise You,  
C: Confession, Forgive us our sins,  
T: Thanksgiving, Thank You for Jesus,  
S: Supplication, Help us live like Him. (repeat)

That's the A-C-T-S prayer, my friend,  
Bow your head, Close your eyes, Shhh,  
Let's begin!

Words and Music: Constance Dever ©2016



## The Classroom Song

DDD ESV Songs 16, Tracks 1-4

1. Let's ga - ther to - geth - er to wor - ship God. Let's ga - ther to -  
 2. We've ga - thered to - geth - er to wor - ship God. We've ga - thered to -  
 3. It's time to get read - y to go and tell, It's time to get  
 4. So what's our big news\_\_\_ to go and tell? So what's our big

6  
 geth - er to wor - ship God. Come ga - ther here with me. \_\_\_\_\_  
 geth - er to wor - ship God. And now it's time to play! \_\_\_\_\_  
 read - y to go and tell. Come ga - ther here with me! \_\_\_\_\_  
 news\_\_\_ to go and tell? \_\_\_\_\_ Can you tell me now? \_\_\_\_\_

Words and Music: Constance Dever ©2013

## Deep Down Detectives Theme Song

DDD ESV Songs 16, Track 5

We're Deep Down De - tec - tives! Dig - gin' deep in God's Word, For truths a bout God, and\_ His  
 plans for this world, \_\_\_\_\_ We're seek - ing to love\_\_\_ Him,\_\_\_ with  
 all of our heart, \_\_\_\_\_ We're Deep Down De - tec - tives! Come on! Let's start!

Words and Music: Constance Dever ©2014

## The Classroom Rules Song

DDD ESV Songs 16, Track 6

C F G C F G

Shh! Be qui - et while some one is talk ing, Raise your hand when you have some thing to say,

5 F C F C G13 C

Don't touch your friend, sit ting be-side you, O -bey your teach -ers be kind as\_ you play.

9 F G F C G

These are\_ our class-room rules, These are\_ our class room rules,\_\_\_\_\_ They help us

13 C F G F G C

wor-ship God and love\_\_\_ one\_ an-oth er, These\_\_\_ are\_ our class-room rules. Yeah!

Words and Music: Constance Dever ©2013

## Let's Pray

DDD ESV Songs 16, Track 7

A C#m D A E A

One, two, three, Fold your hands, Bow your head, close your eyes, Let's pray!

5 C#m D A E

One, two, three, Fold\_\_\_ your hands, Bow your head, close your eyes, Let's pray!

Words and Music: Constance Dever ©2013

### The Big Question Box Song

DDD ESV Songs 16, Track 8

We've got a big\_ box, All closed up and locked, Filled with the truths of God's

4 Word. We've got a brief\_\_\_\_\_ case,\_\_\_\_\_ There's

6 no time to waste! Come on,\_\_\_\_\_ kids! Let's o - pen it up!

Words and Music: Constance Dever ©2016

### The Bible Chant Song

DDD ESV Songs 16, Track 9

The Bi-ble, the Bi ble, Let's get out the Bi-ble, Let's hear what God has to say.\_\_\_\_\_ The

5 Bi ble, the Bi-ble, God's gi-ven us the Bi ble, It's His Word for us to learn and o bey!\_ Yay!

Words and Music: Constance Dever ©2013

**The ACTS Prayer Song**

DDD ESV Songs 16, Tracks 10,11



A: A-do-ra tion, "God,we praise You," C: Con-fes-sion, "For-give us our sins,"



T: Thanks-giv ing, "Thank You for Je-sus, S: Sup-pli-ca-tion, "Help us live like Him."



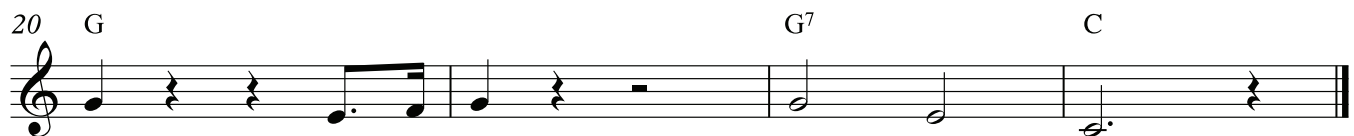
A: A-do-ra tion, "God,we praise You," C: Con-fes-sion, "For-give us our sins,"



T: Thanks-giv ing, "Thank You for Je-sus, S: Sup-pli-ca-tion, "Help us live like Him."



live like\_ Him." That's the A, C, T, S prayer, my friend, Bow your



head, close your eyes, shhh! Let's be - gin!

# **DEEP DOWN DETECTIVES**

**Curriculum Resources**



**Unit 16 Songs**

**(used with both Bible Truths)**



## Big Q & A 16 Song

DDD ESV Songs 16, Track 12

What will happen when Jesus comes back?  
What will happen when Jesus comes back?  
What will happen when Jesus comes back?  
God will make everything new.

God will make everything new,  
God will make everything new.

What will happen when Jesus comes back?  
What will happen when Jesus comes back?  
What will happen when Jesus comes back?  
God will make everything new.

Words: Constance Dever Music: Adapted Nursery Rhyme ©2012

## Big Question 16 Song:

DDD ESV Songs 16, Track 13

# What Will Happen When Jesus Comes Back?

What will happen when Jesus comes back?  
God will make everything new.

Refrain:

He'll make ev'rything new,  
When HE bursts through the blue.  
No more sin, sickness, dying,  
Only life, pure and good.  
That's what will happen when Jesus comes back!  
Oh, Lord, come quickly,  
Lord Jesus, come back!

Verse 1

What will happen when Jesus comes back?  
This heav'n and earth will end, that's a fact!  
God will destroy it,  
A perfect, new one make.  
The home of God with His people always. *Refrain*

Verse 2

What will happen when Jesus comes back?  
All God's enemies will get the sack!  
Sin, sickness, death will all be defeated,  
On the throne forever, Jesus be seated. *Refrain*



## Unit 16 Bible Verse Song: DDD ESV Songs 16, Track 14 And He Who Was Seated

And he who was seated on the throne said,  
“Behold, behold, I’m making all things new.”  
And he who was seated on the throne said,  
“Behold, behold, I’m making all things new.”

It is done, I’m the Alpha and Omega,  
It is done, the Beginning and the End,  
It is done, I’m the Alpha and Omega,  
It is done, the Beginning and the End.

And he who was seated on the throne said,  
“Behold, behold, I’m making all things new.”  
And he who was seated on the throne said,  
“Behold, behold, I’m making all things new.”

Revelation Twenty-one, five and six.

Words: adapted from Revelation 21:5,6, ESV Music: Constance Dever ©2015

**Tie-in:** A throne is the name of the king’s special seat. The king sits on his throne and rules over all his people. When Jesus comes back, he will put an end to Sin and death forever.

Alpha is like our letter “A”. Omega is like our letter “Z”. Jesus calls Himself the Alpha and Omega. That means He was alive from before the world began and He is still alive when the world ends. All of God’s good plans are completed. Now it’s time for something new.

Jesus will make a brand-new world for God’s people to live with Him forever. How happy it will be for King Jesus to rule over this new world. Everything will be perfect and happy always.

# Unit 16 Bible Verse Song: I Am Making Everything New

DDD ESV Songs 16, Track 15

I am making everything new,  
I am making everything new,  
I am making everything,  
Making everything,  
I am making everything new.  
Revelation Twenty-one, six.

Words: adapted from Revelation 21:6, NIV 1984    Music: Constance Dever ©2012

**Tie-in:** Jesus will come back to make a brand-new world for God's people to live with Him forever. How happy it will be for King Jesus to rule over this new world. Everything will be perfect and happy always.

# Big Question 16 Hymn: At the Name of Jesus

DDD ESV Songs 16, Track 16

## Verse 4

Watch! for this Lord Jesus will come again,  
With His Father's glory o'er the earth to reign,  
For the day is coming when each knee shall bow,  
So let hearts confess Him  
King of glory now, King of glory now.

Words: adapted from Caroline M. Noel Music: Constance Dever ©2015

**Tie-in:** Jesus promises that He will return to be king over the world. He told us to watch and wait eagerly for that day. When Jesus comes back it will be an amazing sight. He will come down from heaven with the angels and He will be bright with God's glory. The whole world will see Him and bow down before Him. They will confess (say) that He is King Jesus. Come, Lord Jesus, come!

# Big Question 16 Praise Song: He Is Lord

DDD ESV Songs 16, Track 17

He is Lord, He is Lord!  
He is risen from the dead and He is Lord!  
Ev'ry knee shall bow,  
Ev'ry tongue confess,  
That Jesus Christ is Lord.

Words and Music: Anonymous

**Tie-in:** Jesus promises that He will return to be king over the world. He told us to watch and wait eagerly for that day. When Jesus comes back it will be an amazing sight. He will come down from heaven with the angels and He will be bright with God's glory. The whole world will see Him and bow down before Him. They will confess (say) that He is King Jesus. Come, Lord Jesus, come!

# Big Q & A 16 Song

C F C G C G C

What will hap - pen when Je - sus comes back? What will hap - pen when Je - sus comes back?

9 C F C G<sup>7</sup> C

What will hap - pen when Je - sus comes back? God will make ev' - ry - thing new! God will make

17 F C F G C F

ev' - ry - thing new! God will make ev' - ry - thing new! What will hap - pen when Je - sus comes

25 C G C G C

back? What will hap - pen when Je - sus comes back? What will

31 F G G<sup>7</sup> C

hap - pen when Je - sus comes back? God will make ev' - ry - thing new!

Words: Constance Dever Music: Adapted Nursery Rhyme ©2012

# Revelation 21:5,6 And He Who Was Seated DDD ESV Songs 16, Track 14

## Big Question 16 Bible Verse

E B A E A B

And he who was seat-ed on thəthrone said, "Be- hold, be- hold, I'm ma-king all things new." And

5 E A E A A B E

he who was seat-ed on thethrone said, "Be- hold, be- hold, I'm ma-king all things new. It is

9 E A B A E A B

done. I'm the Al-pha and O-me-ga. It is done, I'm the be-gin-ning and the end. It is

13 E A B A E A B

done. I'm the Al-pha and O-me-ga. It is done. I'm the be-gin-ning and the end.

17 E B A E A

And he who was seat-ed on the throne said, "Be- hold, be- hold, I'm ma-king

21 B E A E A

all things new." And he who was seat-ed on thethrone said, "Be- hold, be- hold, I'm ma-king

25 A B E B A B E

all things new. Re- ve - la - tion Twen-ty- one, five and six.

Words: adapted from Revelation 21:5-6, ESV Music: Constance Dever ©2015

## Big Question 16 Song

F C G C F C

What will hap pen when Je - sus comes back? God will make

4 G C F C G C

ev'-ry- thing new! He'll make ev' - ry- thing new when He bursts thru the blue, no more

7 F C F G F C

sin, sick- ness, dy - ing, on - ly life, pure and good, That's what will hap - pen\_ when

10 F C F C F G C

Je - sus comes back! Oh Lord, come quick - ly,\_\_\_ Lord Je - sus, come back!

13 F C G C F C G C

What will hap pen when Je- sus comes back? All\_ God's e - ne- mies will get\_ the sack!

17 F C G F C F C

Sin, sick- ness, death\_\_\_ will all be de fea ted,\_\_\_ On\_\_\_ the throne for- ev - er,

20 G C F C G C

Je - sus be seat - ed, He'll make ev' - ry- thing new when He bursts thru the blue, no more

23 F C F G F C

sin, sick- ness, dy - ing, on - ly life, pure and good, That's what will hap - pen\_ when

Appendix A: Music Resources: Unit 16 Songs (Used with both Unit 16 Bible Truths)

28 F G F C F C




life, pure and good, That's what will hap - pen\_ when Je - sus comes back!

31 F C F G C F C



Oh Lord, come quick - ly, — Lord Je - sus, come back! What will hap pen when

34 G C F C G C



Je - sus comes back? This heav'n and earth will end, that's a fact!

37 F C G C F C



God will de-stroy it, a new, per - fect one make, The home of God\_ with His

40 G C F C G C



peo - ple al - ways, He'll make ev' - ry-thing new when He bursts thru the blue, no more

43 F C F G F C



sin, sick - ness, dy - ing, on - ly life, pure and good, That's what will hap - pen\_ when

46 F C F C F G C



Je - sus comes back! Oh Lord, come quick - ly, — Lord Je - sus, come back!

Words and Music: Constance Dever ©2012



# Revelation 21:5 I Am Making Everything New

## Big Question 16 Bible Verse

DDD ESV Songs 16, Track 15

The musical score is written in 4/4 time and consists of three staves. The first staff begins with a treble clef and a key signature of one flat (B-flat). The melody is supported by a bass line. Chords are indicated by letters C, G, and F above the staff. The lyrics are: "I am mak-ing ev' - ry - thing new! Yee ha! I am mak-ing ev' - ry - thing". The second staff starts with a measure rest, then continues with the melody and bass line. Chords C, F, C, F, and C are indicated. The lyrics are: "new! Yee ha! I am mak-ing ev' - ry-thing, mak-ing ev' - ry-thing Yes, I am". The third staff continues the melody and bass line. Chords G, C, C, G, F, C, G, and C are indicated. The lyrics are: "mak-ing ev' - ry-thing new! Yee ha! Re - vel - a - tion Twen-ty one, five!".

Words: adapted from Revelation 21:5, NIV 1984 Music: Constance Dever ©2012

## At the Name of Jesus

### Big Question 16 Hymn

Em
C
G
C
Dsus<sup>4</sup>
D
E
Em
G

4. Watch! for this Lord Je - sus will come a - gain, with His Fath - er's

5 Esus<sup>4</sup>
E
C
B
Bsus<sup>4</sup>
Em
C
G
C
Dsus<sup>4</sup>
D

glo - ry o'er the earth to reign. For the day is com - ing when each knee shall

11 E
Em
G
A
Em
A
Em

bow, So let hearts con - fess Him King of glo - ry

15 C
Em
E<sup>b</sup>
E

now, King of glo - ry now.

Words: Caroline M. Noel Music: Constance Dever

## He Is Lord

### Big Question 16 Praise Song

C<sup>7</sup>
F
Am
Bm<sup>7</sup>
G
C<sup>7</sup>
F

He is Lord, He is Lord! He is ris - en from the dead and He is Lord! Ev' - ry

5 Gm<sup>7</sup>
B<sup>b</sup>
F
C
F

knee shall bow, ev' - ry tongue con - fess That Je - sus Christ is Lord.

Words: Based on Philippians 2:11 Music: Unknown

# **DEEP DOWN DETECTIVES**

**Curriculum Resources**



**Unit 16 Bible Truth  
Bible Verse Songs**



# Bible Verse Song: Behold, Behold

DDD ESV Songs 16, Track 18

Refrain:

Behold, behold!

I'm coming soon!

Bringing my recompense with me,

Behold, behold!

I'm coming soon!

Bringing my recompense with me.

To repay each one,

Repay each one for what he's done,

To repay each one,

Repay each one for what he's done. *Refrain*

Revelation Twenty-two, twelve and thirteen.

about this Bible verse:

Words: Revelation 22:12-13, ESV Music: Constance Dever ©2012

One day, Jesus will come back. He will bring an end to sin and death. He will fairly judge everyone. Oh, what an awful day it will be for those who did not turn away from their sins and trust in Jesus! There will be no good reward for them. Only God's punishment for their sins. How sad!

But the day Jesus comes back will be a wonderful day of celebration for God's people! He will reward the good things that God did through them. And because they did turn away from their sins and trusted in Him as their Savior, they will go to live with Him forever in the new heaven and earth He will create for them. We will be there on that day, too. It can be a day of celebration for us, too, if we turn away from our sins and trust in Jesus as our Savior.

# Extra Bible Verse Song: Henceforth There Is

DDD ESV Songs 16, Track 19

Henceforth there is,  
Laid up for me,  
A crown of righteousness,  
Which the Lord, the righteous Judge,  
Will award me on that Day.

And not only to me,  
But also to all who have loved his appearing.  
And not only to me,  
But also to all who have loved his appearing.

Henceforth there is,  
Laid up for me,  
A crown of righteousness,  
Which the Lord, the righteous Judge,  
Will award me on that Day.

Second Timothy Chapter Four, verse eight.

about this Bible verse:

Words: 2 Timothy 4:8,, ESV Music: Constance Dever ©2015

Jesus is coming back one day. He will judge all people and bring an end to sin and death. He will give to all of God's people a crown of His righteousness. Righteousness is a big Bible word that means keeping all of God's good ways. God's people do not have righteousness of their own. They still disobey God and have sin in their lives. But, they have repented of their sins and trust in Jesus as their Savior. He has given them His perfect righteousness And when Jesus comes back, He will give it to them completely. They will never sin again. They will always love God and do what pleases Him forever. It will be a wonderful day of celebration for God's people. They will praise Him and thank Him for all He has done for them.

# Extra Bible Verse Song: The Day of the Lord

DDD ESV Songs 16, Track 20

The Day of the Lord will come like a thief,  
The heavens will pass away with a roar,  
The heavenly bodies burned up and dissolved,  
And the earth and works done on it,  
Will be exposed.

*But what do God's people wait for?*

Refrain:

But we are waiting for new heavens and new earth,  
In which righteousness dwells,  
Yes, we are waiting for new heavens and new earth,  
In which righteousness dwells.

Since all of these things are thus to be dissolved,  
What sort of people ought you to be,  
In lives of holiness and goodness,  
Waiting for the Day of God and hastening its coming. *Refrain*  
Second Peter Three, ten through thirteen.

about this Bible verse:

Jesus is coming back one day. It will be a surprise what day it is. No one can guess. Only God knows it. He will bring an end to sin and death. He will bring an end to this whole world, too. He will make all things new--new heavens, new earth, and a new beginning for God's people with God in this wonderful, perfect world.

Words: 2 Peter 3:10-13, ESV Music: Constance Dever ©2012

God's people think about these things now. They want to live for God even now in this world, that is not perfect. They want to live for God, even though they struggle hard against sin inside of them. They look forward to the day when the new beginning will come.

# Extra Bible Verse Song: When You Hear of Wars

DDD ESV Songs 16, Track 21

When you hear of wars, do not be alarmed,  
This must take place, but the end is not yet.  
There'll be earthquakes and famines,  
The gospel be proclaimed  
Proclaimed to all nations.

The sun will be darkened,  
The moon won't give its light,  
Stars falling from heaven,  
And then the end will come.

And then they will see the Son of Man,  
Coming in the clouds with great power and glory,  
He will send his angels and gather His elect,  
From the ends of the earth to the ends of heaven.  
Mark Thirteen, seven through ten, twenty-six and seven.

about this Bible verse:

Words: Mark 13:7-10,26-27, ESV Music: Constance Dever ©2012

God does not tell us when Jesus will come back. Only He knows exactly when that will be. But, Jesus did tell us a bit about what it would be like around when He comes. The good news of Jesus will be known by every people on earth. This sad, old world will be coming to a close with even the sun, the moon, the stars stop doing what God made them to do. It will be time for God to make the new heavens and earth and for Jesus to come back.

The Son of Man is a Bible nickname for Jesus. How amazing it will be to see Him with His angels coming to bring all of God's people to be with Him forever. It will be sad to say goodbye to this world, but it will be wonderful to get to live forever with Jesus in the new heavens and earth!



# Extra Bible Verse Song: God Is Just

DDD ESV Songs 16, Track 22

God is just, God is just,  
God is just, God is just.

When the Lord Jesus is revealed from heaven  
In blazing fire with his powerful angels,  
He will punish those who don't know God,  
And do not obey the gospel of our Lord Jesus,  
They will be punished, punished,  
with everlasting destruction,  
Shut out from the presence of God.

God is just, God is just,  
God is just, God is just.

about this Bible verse:

Words: 2 Thessalonians 1:6-10, NIV 1984 Music: Constance Dever ©2012

Oh, what a very, very sad song this one is. I wish it never had to be written. No one wants to hear that some people will choose to keep on disobeying God and never trust in Jesus as their Savior. But sadly, there are some that will.

God is oh, so merciful to all who ask for His forgiveness, seek to live His way and trust in Jesus. God will never turn away anyone who comes to Him like this. But God is not only merciful. He is also just. That means He loves what is right and hates what is wrong. And, He will punish those who keep on doing wrong. What terrible punishment God gives for this! Those people will be shut out of His presence forever. They will never enjoy good things again. No wonder God's people want everyone to hear the gospel--the good news of Jesus--and believe. They want all to be saved.

# Behold, Behold

F G<sup>7</sup> F B<sup>b</sup> F Dm B<sup>b</sup> C F G<sup>7</sup>  
 Be - hold! Be - hold! I'm com - ing soon! Bring - ing my re - com - pense with me. Be - hold! Be - hold! I'm  
 5 F B<sup>b</sup> F Dm B<sup>b</sup> C F B<sup>b</sup> F C F  
 com - ing soon! Bring ing my re - com - pense with me, to re - pay each one, re -  
 10 B<sup>b</sup> F C F B<sup>b</sup> F C F B<sup>b</sup> F  
 pay each one for what he's done. To re - pay each one, re - pay each one for  
 15 C F G<sup>7</sup> F B<sup>b</sup> F Dm B<sup>b</sup> C  
 what he's done. Be - hold! Be - hold! I'm com - ing soon! Bring - ing my re - com - pense with me. Be -  
 20 F G<sup>7</sup> F B<sup>b</sup> F Dm B<sup>b</sup> F B<sup>b</sup> F  
 hold! Be - hold! I'm com - ing soon! Bring - ing my re - com - pense with me. I'm the Al - pha  
 25 C F B<sup>b</sup> F C F B<sup>b</sup> F C F  
 and the O - me - ga, the First, the Last, Be - gin - ning, the End. I'm the Al - pha and the O - me - ga, the  
 30 B<sup>b</sup> F C<sup>7</sup> F G<sup>7</sup> F B<sup>b</sup> F Dm  
 First, the Last, Be - gin - ning, the End. Be - hold! Be - hold! I'm com - ing soon! Bring - ing my re - com  
 35 B<sup>b</sup> C F G<sup>7</sup> F B<sup>b</sup> F Dm  
 pense with me. Be - hold! Be - hold! I'm com - ing soon! Bring ing my re - com -  
 39 B<sup>b</sup> F Gm F<sup>6</sup> B<sup>b</sup> B<sup>b6</sup> F<sup>6</sup> C F  
 pense with me. Re - ve - la - tion Twen - ty - two, twelve and thir - teen.

# Henceforth There Is

F Gm<sup>7</sup> F/A C(sus4) C

Hence-forth there is, laid up for me, the crown of righ-teous-ness, \_\_\_\_\_

5 F Gm<sup>7</sup> Am Gm<sup>7</sup> Gm<sup>9</sup> C F C B<sup>b</sup>

Which the Lord, the righ-teous Judge, will a-ward me on that day. And not on-ly to me, but

10 F B<sup>b</sup> F C C B<sup>b</sup> C Dm

al-so to all who have loved His ap-pear-ing. And not on-ly to me, bu al-so to all who have

15 Gm Am B<sup>b</sup> F Gm<sup>7</sup>

loved His ap-pear-ing. Hence-forth there is, laid up for me, the

20 Am B<sup>b</sup> C(sus4) C F Gm<sup>7</sup> Am Gm<sup>7</sup> C

crown of righ-teous-ness, Which the Lord, the righ-teous judge, will a-ward me on that

25 Dm F<sup>6</sup>/C B<sup>b</sup>maj<sup>7</sup> Gm<sup>7</sup> Gm<sup>9</sup> C F

day. Will a-ward me on that day.

29 Gm<sup>7</sup> B<sup>b</sup> B<sup>b</sup>

Se- cond Ti- mo- thy Chap- ter Four, verse eight.

# The Day of the Lord

The day of the Lord will come like a thief, the heav - ens will pass a - way with a roar, the

5 hea - ven - ly bod - ies, burned up and dis - solved and the earth and works done on it, will be ex -

10 posed. But what do God's people wait for? But we are wait - ing for new

14 hea - vens and new earth, in which righ - teous - ness dwells. Yes, we are wait - ing for new

18 hea - vens and new earth, in which righ - teous - ness dwells. Since

22 all these things are thus to be dis - solved, what sort of peo - ple ought you to be, in

26 lives of ho - li - ness and god - li - ness, wait - ing for the day of God and

30 hast - en ing its com - ing. But what do God's people wait for? But we are

34 wait - ing for new hea - vens and new earth, in which righ - teous - ness dwells. Yes, we are

38 wait - ing for new hea - vens and new earth, in which righ - teous - ness

41


A E B E

dwells. Se - cond Pe - ter Three, ten through thir - teen.

Words: adapted from 2 Peter 3:10-13 ESV Music: Constance Dever ©2012


# When You Hear of Wars

Bm Gma<sup>7</sup> A Bm G Bmsus<sup>4</sup> Em




When you hear of wars, do not be a-larmed. This must take place, but the end is not yet.

5 Bm Gma<sup>7</sup> A Bm G Em




There'll be earthquakes and fam ines, the gos-pel be pro-claimed, pro claimed to all na -

9 F# Bm Gma<sup>7</sup> A Bm G Bmsus<sup>4</sup>



tions. The sun will be dark-ened,the moon won't give its light, stars fall - ing from heav -

13 A<sup>9</sup> Bm Em F#m Bm



en, and then the end will come. And

18 B E B D




then they will see the Son of Man, com-ing in the clouds with great

24 B D B



po-wer and glo-ry, He will send His an - gels and gath - er His e-

30 E A<sup>9</sup> F#7 E<sup>6</sup> G



lect. from the ends of the earth to the ends of hea -

35 B E



ven. Mark Thir- teen, se-ven through ten, twen-ty-six and se - ven.

Words: adapted from Mark 13:7-10, 26-27 ESV Music: Constance Dever ©2012

# God Is Just

Cm Fm<sup>9</sup> Cm Fm<sup>9</sup> Cm Fm<sup>9</sup> Cm B<sup>b</sup> Fm

God is just, God is just, God is just, God is just. When the Lord

6 Cm B<sup>b</sup> Cm Fm Cm

Je - sus is re - vealed from heav-en in blaz-ing fire with his pow-er - ful an-gels,

10 Fm Cm B<sup>b</sup>

He will pun - ish those who don't know God, and do not o - bey the

14 A<sup>b</sup> B<sup>b</sup> Cm Fm<sup>9</sup> Cm Fm<sup>7</sup>

gos-pel of our Lord Je - sus, They will be pun-ished, pun-ished with ev-er-last-ing des-truc-tion,

18 Cm B<sup>b</sup> B<sup>b</sup> Cm Fm<sup>9</sup> Cm Fm<sup>9</sup>

shut out from the pre - sence of God. God is just, God is just,

23 Cm Fm<sup>9</sup> A<sup>b</sup> Cm B<sup>b</sup> A<sup>b</sup> Cm

God is just, God is just. Se-cond Thes-sa - lo - ni - ans One, six through ten.

Words: adapted from 2 Thessalonians 1:6-10 NIV 1984 Music: Constance Dever ©2012

# **Bible Verse Song: Hallelujah, Hallelujah!**

Hallelujah, hallelujah, the Lord, our God reigns,  
Hallelujah, hallelujah,  
The Lord our God, the Almighty reigns.

Let us rejoice and exult,  
And give Him the glory,  
For the marriage of the Lamb has come,  
And his Bride has made herself ready.

Hallelujah, hallelujah, the Lord, our God reigns,  
Hallelujah, hallelujah,  
The Lord our God, the Almighty reigns.  
Revelation Chapter Nineteen, verses six and seven.

about this Bible verse:

Words: Revelation 19:6,7, ESV Music: Constance Dever ©2012

This song is full of Bible words! Hallelujah is a Bible word that means "Praise the Lord" and that is exactly what God's people will be doing when Jesus comes back to take them home to live with Him in the new heaven and earth forever!

"The Lamb" is a nickname for Jesus who died on the cross as the perfect payment for the sins of God's people. Jesus has given God's people the nickname of "His Bride." He loves them so much and at last, He will be joined with them forever. How happy they will live together, forever and ever. They will rejoice with a big celebration!



# Extra Bible Verse Song: Hallelujah

DDD ESV Songs 16, Track 19

Refrain:

Hallelujah, hallelujah,  
Hallelujah, hallelujah,  
For the Lord God Almighty reigns.

Let us rejoice and exult  
And give Him the glory. *Refrain*

The marriage of the Lamb has come,  
Her Bride has made herself ready. *Refrain*

Revelation Nineteen, six through seven.

about this Bible verse:

Words: Revelation 19:6,7, ESV Music: Constance Dever ©2012

This song is full of Bible words! "Hallelujah" is a Bible word that means "Praise the Lord." That's exactly what God's people will be doing when Jesus comes back to take them home to live with Him in the new heaven and earth forever!

"The Lamb" is a nickname for Jesus who died on the cross as the perfect payment for the sins of God's people. Jesus has given God's people the nickname of "His Bride." He loves them so much and at last, He will be joined with them forever. How happy they will live together, forever and ever. They will rejoice with a big celebration!

# Extra Bible Verse Song: DDD ESV Songs 16, Track 25

## We'll All Be Changed

We'll all be changed in a flash,  
In the twinkling of an eye,  
At the last, last trumpet,  
For the trumpet will sound and the dead will be raised,  
Raised imperishable.  
And we'll all be changed, then the saying will come true,  
"Death has been swallowed up in victory."  
First Corinthians Fifteen, fifty through fifty-four.

about this Bible verse:

Words: 1 Corinthians 15:50-54, NIV 1984 Music: Constance Dever ©2012

The Bible talks about there being a loud trumpet sounding before Jesus comes back at the end of time. And when it does sound and when Jesus bursts through the sky with all the beautiful, powerful angels, God will make everything new. Sin and death will be gone forever. Even God's people will be made new in an wonderful way. Long ago, God raised Jesus' body back to life after He died on the cross. Now God will raise up the bodies of all God's people, too. As quick as you can blink your eyes, God will change those dead bodies into brand-new ones and make them better than ever. These new bodies won't ever hurt again or have sin in them. And they will never wear out and die. What a happy day that will be!

# Bible Verse Song:

## Behold, A Great Multitude

Behold, a great multitude,  
That no one could number,  
From every nation, tribes, peoples and languages,  
Standing before the throne,  
And crying out, "Salvation belongs to our God,  
Who sits on the throne,  
And to the Lamb, and to the Lamb,  
Salvation belongs to our God.  
Revelation Nineteen, six and seven.

about this Bible verse:

Words: Revelation 19:6,7, NIV 1984 Music: Constance Dever ©2012

Multitude is a big word for a huge crowd of people. And just how big was this huge crowd? It was so big that you couldn't even count all the people. Can you imagine a number so big?! And who are all these people? They are all God's people, gathered together before Jesus.

Jesus is called the Lamb sometimes. That's because He gave up His life to save God's people from their sins when He suffered and died on the cross. No wonder all these people are praising Jesus for being their Savior and their God! He saved them so they could be with God forever. How happy they are to be all together with Jesus at last! How happy that they will get to be with Him forever!

## Extra Bible Verse Song:

DDD ESV Songs 16, Track 27

# No More Death

Behold the dwelling of God is with men,  
And He will live with them,  
They will be His people and God Himself,  
Will be with them and be their God.

Refrain:

No more death, neither mourning,  
Nor crying or pain,  
For the old order of things has passed away.

The throne of God and of the Lamb will be in the city,  
And His servants will serve Him,  
They will see His face,  
And His name will be on their foreheads. *Refrain*  
Revelation Twenty-one, three,  
Twenty-two, three through five.

about this Bible verse:

Words: Revelation 21:3; 22:3-5, NIV 1984 Music: Constance Dever ©2012

What will happen when Jesus comes back? God will make everything new! He will make new heavens and earth for God's people to live with Him forever. They will be more beautiful than anything that we can imagine. God's people will live all together with God in an amazing city. Yes, God's throne will be right there in it. No longer will they only know Jesus by trusting in Him in their heart. Now God's people will serve Him and live with Him, face to face. And they will be forever happy! No more death, no more sadness! Only perfectly wonderful life with their perfectly wonderful God and with each other forever and ever. He is theirs and they are His.


# Hallelujah, Hallelujah!

E A E B(sus4) B E




Ha-le - lu - jah! Ha-le - lu - jah! The Lord our God reigns, — Ha-le - lu - jah! Ha-le

6 A E B E A B E




lu - ja! The Lord our God, the Al migh-ty reigns. Let us re joice — and ex-ult and

11 A E A E C#m A



give Him the glo-ry, For the mar-raige of the Lamb has come and His bride has made her-

16 B(sus4) B E A E




self\_ read-y. — Ha-le - lu - jah! Ha-le - lu - jah! The Lord our God

22 B(sus4) B E A E B E



reigns, — Ha-le - lu - jah! Ha-le - lu - ja! The Lord our God, the Al migh-ty reigns. —

27



Re-ve - la - tion Chap-ter Nine - teen, ver-ses six and se- ven. —

Words: adapted from Revelation 19:6-7, ESV Music: Constance Dever ©2014

# Hallelujah

D A D A D A D Asus<sup>4</sup> Dm

Hal - le - lu - jah, Hal - le - lu - jah, Hal - le - lu - jah, Hal - le - lu - jah, for our

9 A D G Dsus<sup>4</sup> G<sup>6</sup> D Asus<sup>4</sup>D A<sup>(b13)</sup> D F Cma<sup>7</sup> F D A D

Lord God Al - might - y reigns. Let us re - joice and be glad,\_\_\_

16 A D A<sup>(b13)</sup> D F Cma<sup>7</sup> F AEsus<sup>4</sup>A Esus<sup>4</sup>A D A D

\_\_\_ and give him the glo - ry. Hal - le - lu - jah, Hal - le - lu -

24 A D A D Asus<sup>4</sup> Dm A D<sup>5</sup> G Dsus<sup>4</sup> G<sup>6</sup> D

jah, Hal - le - lu - jah, Hal - le - lu - jah, for our Lord God Al - might - y reigns. \_\_\_

32 Asus<sup>4</sup> D A<sup>(b13)</sup> D F Cma<sup>7</sup> F D A D A D A<sup>(b13)</sup> D F Cma<sup>7</sup> F A Esus<sup>4</sup> A

\_\_\_ The wed-ding of the Lamb has come, \_\_\_ His bride has made her - self read -

40 Esus<sup>4</sup> A D A D A D A D

y. Hal - le - lu - jah, Hal - le - lu - jah, Hal - le - lu - jah, Hal - le - lu -

48 Asus<sup>4</sup> Dm A D G Dsus<sup>4</sup> G<sup>6</sup> D

jah, for our Lord God Al - might - y reigns. \_\_\_

52 C Dm

Re - vel - a - tion Nine - teen, six thro' sev - en.

# We'll All Be Changed

Eb
Eb<sup>7</sup>
Ab
Eb
Bb

We'll all be changed in a mo-ment, in the twink-ling of an eye at the last, last trum-pet. For the

5 Eb Eb<sup>7</sup> Ab Eb Bb Eb Eb<sup>7</sup>

trump will sound and the dead will be raised, raised im-per-ish-a - ble. And we'll all be changed, then shall

10 Ab Eb

come to pass the say - ing: "Death has been swal - lered up in

12 Bb<sup>7</sup> Eb Bb Eb

vic - to - ry." 1 Cor - in - thi - ans Fif - teen, fif - ty - one thro fif - ty - four.

Words: adapted from 1 Corinthians 15:51,52,54 ESV Music: Constance Dever ©2012

# Behold, a Great Multitude

G Am C  
 Be-hold a great mul - ti - tude, that no one could  
 3 G G Am C G C D  
 num ber, from ev' - ry na - tion, all tribes, peo - ples and lan - gua - ges stand - ing be - fore the  
 7 G ritard G Am D  
 throne, and cry - ing out, "Sal - va - tion be - longs to our God, who  
 11 C G Am C G  
 sits on the throne, and to the Lamb, and to the Lamb, Sal -  
 15 G D7 G D C G  
 va - tion be - longs to our God. Re - ve - la - tion Sev - en, nine and ten.

Words: adapted from Revelation 7:9,10 ESV Music: Constance Dever ©2012



# No More Death

B $\flat$  F E $\flat$  B $\flat$  E $\flat$  F B $\flat$

Be-hold the dwell - ing of God is with men. and He will dwell with them, They will

5 Gm E $\flat$  B $\flat$  E $\flat$  B $\flat$  E $\flat$  F

be his peo-ple and God Him-self will be with them as their God. No more

10 E $\flat$  Gm<sup>7</sup> E $\flat$ (#11) B $\flat$

death, nei-ther mourn - ing, nor cry - ing or pain, for the

14 E $\flat$ <sup>9</sup> Gm F B $\flat$  F

form - er things have passed a - way. The throne of God and

18 E $\flat$  B $\flat$  Gm F B $\flat$  B $\flat$

of the Lamb will be in the ci - ty, and His ser - vants wor-ship Him, they will

22 F Gm E $\flat$  B $\flat$  E $\flat$  F E $\flat$

see His face, and His name will be on their fore - heads, No more death, nei-ther

27 Gm<sup>7</sup> E $\flat$ (#11) B $\flat$  E $\flat$ <sup>9</sup> Gm

mourn ing nor cry - ing or pain, for the form - er things have

31 F E $\flat$  B $\flat$  B $\flat$  B $\flat$  F B $\flat$

passed a - way. Re - ve - la - tion Twen-ty-one, three; Twen-ty - two, three thro' five.



# **DEEP DOWN DETECTIVES**

**Curriculum Resources**



**Appendix B:  
Games**

## Index of Games

<b>List of Supplies Needed to Make All Games</b>	149
<b>Bible Verse Games</b>	
Duck, Duck, Goose	153
Slap, Clap and Stack	154
Simon Says How	155
Roll 'n' Toss	156
Block Clapping	157
Meet, Greet and Keep It Up	158
Bean Bag Catch	159
Animal Cube	160
Fill 'er Up	161
Lily Pad Jump	162
Loud and Soft, Big and Little	163
Freeze 'n' Say	164
Detective Mission Madness Practice	165
<b>Music, Movement &amp; Memory Activities</b>	
Thumping Drums	166
Say, Spring Up and Shout	167
Freeze Frame	168
Egg Shakers	169
Jingle Bell Hands	170
Big Voice, Little Voice	171
Sing, Dance and Fall Down	172
Bottle Shakers	173
March 'n' Say	174
Clap, Tap and Say	175
Block Clappers	176
Lullabies, Bells and Lions	177
Musical Squares	178
<b>Bible Story Review Games</b>	
Take Me through the Tunnel	251
Missing in Action	179
Treasure Hunt	180
Look Who's Coming Down the Tracks	181
Can You Remember?	182
Clothespin Line Up and Drop	183
Deep Down Detective Clue Hunt	184
Run to the Grocery Store	185
Who's in the Basket?	187
Going Fishing	188
Pony Express	189
Who's Inside?	190
Fix Up the Mix Up	191
	192

## Master Supplies List for All Deep Down Detectives Games

Deep Down Detectives uses many games. The good news is, they are simply made and they are re-used throughout the whole curriculum. Make sure you save the games you make and it will save you a lot of time later.

This is the full list of the games and the supplies needed in the Deep Down Detectives Curriculum. I **would highly suggest you do this!** Get the prep work over with at the beginning and coast your way through years of enjoyment! Store them in ziploc bags or baskets and pull them out when needed. So simple!

### THIS LIST IS ALSO INCLUDED IN INTRODUCTION

#### Bible Verse Games

##### **Lily Pad Jump**

- Cube-shaped cardboard box,
- paper,
- glue,
- marker

##### **Animal Cube**

- Cube-shaped cardboard box,
- paper,
- glue,
- marker

##### **Simon Says How**

- Cube-shaped Cardboard box
- Paper, glue, and a marker

##### **Bean Bag Catch**

- 1 bean bag per every 2 children (or every child)
- NOTE: Can also fill socks with beans and tie open end to make beanbags.

##### **Slap, Clap and Stack**

- 10 or 12 Blocks or other stackable objects

##### **Freeze 'n' Say**

- Music and CD/Tape player

##### **Fill'er Up**

- 1 bean bag per child
- NOTE: Can also fill socks with beans and tie open end to make beanbags.
- Cardboard box or laundry basket
- Carpet squares, 1 per child

##### **Loud and Soft, Big and Little**

- none

#### Bible Verse Games

##### **Roll 'n' Toss**

- Cube-shaped Cardboard box
- Paper, glue, and a marker
- 1 bouncy ball per 2 children

##### **Duck, Duck, Goose**

- none

##### **Deep Down Detective Mission Madness Practice**

- Detective Gear, such as a trench coat, sunglasses, and a hat

##### **Block Clapping**

- 2 wooden blocks per child, preferably about 3"x 2", as found in many children's block sets

##### **Meet, Greet, and Keep It Up**

- 16 oz cups, 1 per child (with some extras)
- 2 pieces of rope as long as a line of children
- Masking tape

## Master Supplies List for All Deep Down Detectives Games, continued

### Music, Movement & Memory

#### **Thumping Drums**

- 1 Oatmeal container/coffee can with lid per drum.
- Tape
- Popcorn, rice, beans, etc.
- Wooden spoons, dowels, unsharpened pencils, if desired, for mallets

#### **Say, Spring Up and Shout**

- Bean bags, one per child

#### **Freeze Frame**

- Some kind of fun hat or clothing for the leader to wear

#### **Egg Shakers**

- Empty Easter eggs
- Rice, beans, buttons, pennies, popcorn, beads, small nails or bolts, etc.
- Glue and glue gun OR strong packing tape

#### **Jingle Bell Hands**

- 1 6" piece of sturdy string
- 4 or 5 jingle bells, available in most craft shops

#### **Sing, Dance, and Fall Down**

- Optional: Bean bags, one per child

#### **Big Voice, Little Voice**

- none

#### **Bottle Shakers**

- 1 empty 16 oz. soda bottle per shaker
- Rice, beans, buttons, pennies, popcorn, beads, small nails or bolts, etc.
- Glue and glue gun OR strong packing tape

#### **March 'n' Say**

- Optional: A fun hat for the leader of the march, or for everyone in the march

#### **Clap, Tap and Say**

- none

#### **Lullabies, Bells and Lions**

- Bell

### Music, Movement & Memory

#### **Musical Squares**

- Carpet Squares, enough for all of the children (or chairs)

#### **Block Clappers**

- 2 wooden blocks per child, preferably about 3"x 2", as found in many children's block sets

## Master Supplies List for All Deep Down Detectives Games, continued

### Story Review Games

#### **Going Fishing**

- One long wooden dowel, yardstick, etc. per fishing pole
- Yarn
- Paper clip per fishing pole
- Rope
- Two chairs
- Blanket
- Box/bucket/container
- Bucket

#### **Pony Express**

- Small manila envelopes, one per flannel graph figure
- Kid's small backpack or a tote bag with a strap
- Basket
- Cowboy hat
- Stick horse or a broom

#### **Fix Up the Mix Up**

- None

#### **Can You Remember?**

- Index cards

#### **Deep Down Detectives Clue Hunt**

- Variety of interesting items that have one or more places to hide a storyboard picture
- Detective Hat
- 4 False Clues (included on the next page)
- CD Player and Deep Down Detectives Theme Song

#### **Clothespin Line Up and Drop**

- Rope
- Clothespins, the hinged type
- Shoe box
- Tape

#### **Who's in the Basket?**

- Blanket
- Basket

#### **Run to the Grocery Store**

- Grocery bag or kid's grocery cart
- Empty food cartons

### Story Review Games

#### **Treasure Hunt**

- 10 small lidded plastic containers or boxes (like from a jewelry store) or wooden, hinged boxes from a craft store
- Various decorating supplies, such as fake craft jewels, glitter, glitter glue, foil paper, gold spray paint
- glue

#### **Take Me Through the Tunnel**

- Chairs or Table
- Sheet or blanket
- Box

#### **Missing in Action**

- None

#### **Who's Inside?**

- 10 different containers with lids

#### **Look Who's Coming Down the Tracks**

- Two shoe boxes
- 6' or so of rope
- Optional: Engineer's hat





---

## **Bible Verse Game**

---

*Intake or Response Activity to learn Bible verse*

### **Duck, Duck, Goose**

#### **Materials**

- Bible Verse sign from the curriculum
- Deep Down Discussion Questions (optional)

#### **Preparation**

None.

#### **Learning the Verse**

Choose the whole verse or an appropriate length portion of the verse to learn. Read the verse slowly and explain it to them. A simple explanation is included on the back of the Bible Truth sign. Practice saying the verse with the children a few times.

#### **Playing the Game**

1. Have the children sit in a circle, cross-legged on the floor.
2. Choose a child to be "It". "It" will walk around behind the seated children, tapping each one on the head, the whole group recites the verse, saying one word for each head tap.
3. The child whose head is the last one to be tapped must get up and chase "It", hoping to tag "It" before "It" can get around the circle and sit down in the open spot in the circle.
4. If the child does tag "It" then he may take his place in the circle. If not, then the new child is "It." If desired, you can also ask them a question about the verse before repeating. See the Deep Down Discussion Sheet for possible questions.
5. Repeat as frequently as desired.

## **Bible Verse Game**

---

*intake or Response Activity to learn Bible verse*

### **Slap, Clap and Stack**

#### **Materials**

- Bible Verse sign from the curriculum
- Deep Down Discussion Questions (optional)
- 10 or 12 Blocks or other stackable objects

#### **Preparation**

None.

#### **Learning the Verse**

Choose the whole verse or an appropriate length portion of the verse to learn. Read the verse slowly and explain it to them. A simple explanation is included on the back of the Bible Truth sign. Practice saying the verse with the children a few times.

#### **Playing the Game**

1. Tell the children that they are going to learn the verse while working together to make the largest stack of blocks/objects they can. After each time they say the verse, a child gets to pick out an object to put on the tower. Teacher will help them balance it in place.
2. Have everyone sit down in a circle around the stacking area. Say the verse together. If desired, you can add a motion the children do each time they say the verse, such as clap, stomp feet, etc. This will add movement to this game. Choose a child to pick out an object. Help the child put it in place.
3. Continue adding objects/blocks until all objects are used up or the tower falls down.
4. Repeat as desired. If desired, you can also ask them a question about the verse after every turn or every few turns. See the Deep Down Discussion Sheet for possible questions.

---

## **Bible Verse Game**

---

*intake or Response Activity to learn Bible verse*

### **Simon Says How**

#### **Materials**

- Bible Verse sign from the curriculum
- Deep Down Detectives Discussion Questions (optional)
- Cube-shaped Cardboard box
- Paper, glue, and a marker
- Die Number and Action Chart (see below)

#### **Preparation**

Make a die out of the cardboard box as follows:

1. Cut the paper into the size of one side of the cube. Use it as a pattern to make six pieces (one for each side of the cube)
2. Glue each piece of paper onto each side of the cube.
3. Write the numbers 1-6 on the each side of the cube like a die.
4. Make a sign as follows:
  - 1 = Head                      2 = Feet
  - 3 = Hands                    4 = Hands and Feet
  - 5 = Laying Down    6 = Eyes Closed

#### **Learning the Verse**

Choose the whole verse or an appropriate length portion of the verse to learn. Read the verse slowly and explain it to them. A simple explanation is included on the back of the Bible Truth sign. Practice saying the verse with the children a few times.

#### **Playing the Game**

1. Have the children spread out facing the leader.
2. Tell the children that they are going to play "Simon Says How", a game in which everyone will take turns making up different actions that they will do while saying the verse.
3. Explain that "Simon" will roll the die and make up actions that use the parts of the body that correspond to the number on the chart. Everyone else will then recite the verse while standing still. Then challenge them to recite it again while doing the actions "Simon" made up at the same time.
4. Simon will then choose another person to be Simon in his place. Repeat. If desired, you can also ask them a question about the verse after every turn or every few turns. See the Deep Down Detectives Discussion Sheet for possible questions.

---

## **Bible Verse Game**

---

*intake or Response Activity to learn Bible verse*

### **Roll 'n' Toss**

#### **Materials**

- Bible Verse sign from the curriculum
- Deep Down Discussion Questions (optional)
- Cube-shaped Cardboard box
- Paper, glue, and a marker
- 1 bouncy ball per 2 children

#### **Preparation**

1. Cut the paper into the size of one side of the cube. Use it as a pattern to make six pieces (one for each side of the cube)
2. Glue each piece of paper onto each side of the cube.
3. Write different actions on each side of the cube: Roll, Bounce, Overhand Toss, Close Eyes and Roll, Backwards Roll (through legs), Underhand Toss.

#### **Learning the Verse**

Choose the whole verse or an appropriate length portion of the verse to learn. Read the verse slowly and explain it to them. A simple explanation is included on the back of the Bible Truth sign. Practice saying the verse with the children a few times.

#### **Playing the Game**

1. Have the children spread out facing the leader.

#### **Playing the Game**

1. Tell the children they will be throwing a ball to a partner in the different ways you have written on the cube (show them the cube).
2. Have the children stand in two long lines, with their partners facing each other about 9-12' apart (whatever seems to be a good tossing/rolling distance for your children).
3. Give out the ball to each person in one of the long lines. (Partners will not have one.)
4. Practice each of the different ball actions, then begin the game.
5. Have everyone say the verse together. Toss the cube and tell everyone what the motion will be. At your signal, have one partner roll, toss, etc. the ball to the other. After all the partners have received the balls and everyone is back in line. Have everyone say the verse together, then toss the cube again. If desired, you can also ask them a question about the verse after every few rolls. See the Deep Down Discussion Sheet for possible questions.

---

## **Bible Verse Game**

---

*intake or Response Activity to learn Bible verse*

### **Block Clapping**

#### **Materials**

- Bible Verse sign from the curriculum
- Deep Down Discussion Questions (optional)
- 2 wooden blocks per child, preferably about 3"x 2", as found in many children's block sets

#### **Preparation**

None.

#### **Learning the Verse**

Choose the whole verse or an appropriate length portion of the verse to learn. Read the verse slowly and explain it to them. A simple explanation is included on the back of the Bible Truth sign. Practice saying the verse with the children a few times.

#### **Playing the Game**

1. Show the children the clapping blocks and tell them: "We are going to use our Bible verse to play a game. But first, we need to practice saying the verse." (Practice saying it a couple of times).
2. Hand out the clapping blocks and let the children clap them a while (without saying the verse), then quiet them.
3. Then tell them, "OK, let's try saying our verse and block clapping at the same time!" Lead the children in reciting the verse and clapping with each word. Or, you can have the children clap the blocks together a certain number of times, then say the verse after the last clap. If desired, you can also ask them a question about the verse before repeating. See the Deep Down Discussion Sheet for possible questions.
4. Repeat as frequently as desired.

---

## **Bible Verse Game**

---

*intake or Response Activity to learn Bible verse*

### **Meet, Greet and Keep It Up**

#### **Materials**

- Bible Verse sign from the curriculum
- Deep Down Discussion Questions (optional)
- 16 oz. cups, 1 per child (with some extras)
- 2 pieces of rope as long as a line of children
- Masking tape

#### **Preparation**

1. Line up the 2 pieces of rope about 6' apart.
2. Put down a piece of masking tape the same length as the ropes, running parallel to the ropes midway between the 2 ropes.

#### **Learning the Verse**

Choose the whole verse or an appropriate length portion of the verse to learn. Read the verse slowly and explain it to them. A simple explanation is included on the back of the Bible Truth sign. Practice saying the verse with the children a few times.

#### **Playing the Game**

1. Split the children into partners. Have them stand in two long lines, with their partners facing each other about 6' apart.
2. Tell the children they will be meeting and greeting their partners with a handshake at the masking tape in the middle, then turning around and going back to their place along the rope. Have them practice this.
3. Now tell them, that they will also be balancing a cup on their head while they do this.
4. Give out a cup to everyone. Have them practice balancing the cup on their heads.
5. Now play the game. Have everyone say the verse together. Then have them put the cups on their heads. At your signal, have them walk to the middle, greet their partner with a handshake, turn around and go back—trying to keep the cup balanced on their head the whole time. (There is no penalty for cups falling off.)
6. Have everyone settle back in place in the line, with the cups off their heads. Say the verse together again, put the cups back on their heads, then walk to greet partner again, etc.
7. You can move the ropes back gradually so the children can try to do it from further and further apart.
8. If desired, you can also ask them a question about the verse after every few turns. See the Deep Down Detective Discussion Sheet for possible questions.

---

## **Bible Verse Game**

---

*intake or Response Activity to learn Bible verse*

### **Bean Bag Catch**

#### **Materials**

- Bible Verse sign from the curriculum
  - Deep Down Discussion Questions (optional)
  - 1 bean bag per every 2 children (or every child)
- NOTE: Can also fill socks with beans and tie open end to make beanbags.

#### **Preparation**

None.

#### **Learning the Verse**

Choose the whole verse or an appropriate length portion of the verse to learn. Read the verse slowly and explain it to them. A simple explanation is included on the back of the Bible Truth sign. Practice saying the verse with the children a few times.

#### **Playing the Game**

1. Pair the children with a partner.
2. Have the children stand in two long lines, with their partners facing each other at arm's length apart.
3. Give out a bean bag to each person in one of the long lines. (Partners will not have one.) Have everyone say the verse together, then throw the bean bag to their partners, trying to catch the bean bag. (NOTE: no one is "out" if they don't catch it.)
4. Have both lines of children take a step back.
5. Say the verse altogether again, then throw the bean bags again.
6. Repeat as frequently as desired. If desired, you can also ask them a question about the verse after every turn or every few turns. See the Deep Down Discussion Sheet for possible questions.

---

## Bible Verse Game

---

*intake or Response Activity to learn Bible verse*

### Animal Cube

#### Materials

- Bible Verse sign from the curriculum
- Deep Down Discussion Questions (optional)
- Cube-shaped cardboard box
- Paper, glue, and a marker

#### Preparation

1. Cut the paper into the size of one side of the cube. Use it as a pattern to make six pieces (one for each side of the cube) Draw a simple animal picture on each piece of paper. Possibilities would be: rabbit, monkey, elephant, bird, fish, and a horse. Glue each picture onto each side of the cube.

#### Learning the Verse

Choose the whole verse or an appropriate length portion of the verse to learn. Read the verse slowly and explain it to them. A simple explanation is included on the back of the Bible Truth sign. Practice saying the verse with the children a few times.

#### Playing the Game

1. Tell the children they will be playing a game in which they must move like six different animals. Have them practice the movements for each of the animals on your cube. (Rabbit: leaping; monkey: scratching under arms and saying "ooh-ooh, ahh-ahh"; Elephant: swinging arms like a trunk and making trumpet sound; Bird: flapping arms like wings; Fish: palms together, weaving them in a serpentine action, saying "blub-blub"; horse: galloping/prancing and neighing).
2. Show the children the cube with the animal pictures on it, just like the ones they've practiced. Tell them that you will roll the dice and everyone (at your signal) will begin making the movement for that animal. Tell them that they must stop in place and be very quiet when they hear a certain noise (such as a whistle, a bell ring, clap, etc.). Tell them that you will be watching them. And that children who are very good at listening and stopping when you say so will get a chance to toss the cube for everyone. Practice tossing the cube, making the movements and stopping with the children.
3. Now it's time to play the whole game. Choose a child to roll the cube and say which animal is picked and what action they will do for the animal. Have everyone say the verse, then at your cue, let the children act out the animal until you tell them to stop (a bell or whistle can be used to give the start and stop signals).
4. Choose another child and repeat. If desired, you can also ask them a question about the verse after every turn or every few turns. See the Deep Down Discussion Sheet for possible questions.

**Other Option:** If children get really good at this, you can challenge them by saying the verse while they make the movement.



---

## **Bible Verse Game**

---

*Intake or Response Activity to learn Bible verse*

### **Fill 'er Up**

#### **Materials**

- Bible Verse sign from the curriculum
- Deep Down Discussion Questions (optional)
- 1 Bean bag per child
- NOTE: Can also fill socks with beans and tie open end to make beanbags.
- Cardboard box or laundry basket
- Carpet squares, 1 per child

#### **Preparation**

1. Put box/basket in a central location.
2. Place carpet squares equidistant about 2' from center box/basket. These will be for the children to sit on.

#### **Learning the Verse**

Choose the whole verse or an appropriate length portion of the verse to learn. Read the verse slowly and explain it to them. A simple explanation is included on the back of the Bible Truth sign. Practice saying the verse with the children a few times.

#### **Playing the Game**

1. Have the children stand on a carpet square.
2. Tell them that they will be saying the verse, then—on your signal—they will try to throw as many of their bean bags as they can into the box/basket target in the middle.
3. As they get good at throwing their bean bags in, have the children move back their carpet squares.
4. Repeat verse before toss. If desired, you can also ask them a question about the verse after every few tosses. See the Deep Down Discussion Sheet for possible questions.

---

## **Bible Verse Game**

---

*intake or Response Activity to learn Bible verse*

### **Lily Pad Jump**

#### **Materials**

- Bible Verse sign from the curriculum
- Deep Down Discussion Questions (optional)
- Cube-shaped cardboard box, paper, glue, marker

#### **Preparation**

Make a die out of the cardboard box as follows:

1. Cut the paper into the size of one side of the cube.
2. Use it as a pattern to make six pieces (one for each side of the cube).
3. Glue each piece of paper onto each side of the cube.
4. Write the numbers 1-6 on the each side of the cube like a die.

#### **Learning the Verse**

Choose the whole verse or an appropriate length portion of the verse to learn. Read the verse slowly and explain it to them. A simple explanation is included on the back of the Bible Truth sign. Practice saying the verse with the children a few times.

#### **Playing the Game**

1. Tell children that they will be froggies, leaping from lily pad to lily pad. Everyone will say the verse together, then you (or a very good, well-behaved listening "froggie" ) will roll the die and see how many leaps all the froggies will make before them stop.
2. Have them practice leaping. Warn them to watch out for their other froggie friends so that no one gets hurt. Practice stopping.
3. Have everyone get in froggie position. Roll die and tell them how many leaps they will leap. Say the verse together. At your signal, everyone leaps as you (or you and they) count out the number of leaps together: "1, 2, 3, stop!" etc. Repeat. If desired, you can also ask them a question about the verse after every turn or every few turns. See the Deep Down Discussion Sheet for possible questions.

---

## **Bible Verse Game**

---

*Intake or Response Activity to learn Bible verse*

### **Loud and Soft, Big and Little**

#### **Materials**

Bible Verse sign from the curriculum  
Deep Down Discussion Questions (optional)

#### **Preparation**

None.

#### **Learning the Verse**

Choose the whole verse or an appropriate length portion of the verse to learn. Read the verse slowly and explain it to them. A simple explanation is included on the back of the Bible Truth sign. Practice saying the verse with the children a few times.

#### **Playing the Game**

1. Tell the children: "Let's practice our Bible verse with a game."
2. "First let's say our verse together," (say it a couple times).
3. "Now let's see how quietly we can whisper it! Can you say it quietly like I am?" Have everyone follow your voice as it gets quiet, then loud, then medium, etc. Quiet them, then repeat. If desired, you can also ask them a question about the verse after they repeat the verse a few times. See the Deep Down Discussion Sheet for possible questions.

**NOTE:** You may find it easier for the children to follow getting louder and softer by lowering your hands when you are getting quieter and then raising your hands when you are getting louder.

## **Bible Verse Game**

---

*intake or Response Activity to learn Bible verse*

### **Freeze 'n' Say**

#### **Materials**

- Bible Verse sign from the curriculum
- Deep Down Discussion Questions (optional)
- Music and CD/Tape player

#### **Preparation**

None.

#### **Learning the Verse**

Choose the whole verse or an appropriate length portion of the verse to learn. Read the verse slowly and explain it to them. A simple explanation is included on the back of the Bible Truth sign. Practice saying the verse with the children a few times.

#### **Playing the Game**

1. Play some of the music for the children. Tell them that they will move around the room as you tell them (marching, leaping, clapping, etc.) while they hear the music. They will stop and freeze in whatever position they are in when the music stops. Practice this with them.
2. When they have the concept down, add saying the verse when the music stops and they are in their frozen position.
3. After they say the verse, then tell them how you want them to move when the music starts again. You can take their suggestions for movement ideas, too.
4. Start the music up again and continue. Repeat as frequently as desired. If desired, you can also ask them a question about the verse after every turn or every few turns. See the Deep Down Discussion Sheet for possible questions.

---

## **Bible Verse Game**

---

*Intake or Response Activity to learn Bible verse*

### **Deep Down Detectives Mission Madness Practice**

#### **Materials**

- Bible Verse sign from the curriculum
- Deep Down Discussion Questions (optional)
- Deep Down Detectives Theme Song and/or Bible verse song
- Detective Gear, such as a trench coat, sunglasses, and a hat

#### **Preparation**

None.

#### **Learning the Verse**

Choose the whole verse or an appropriate length portion of the verse to learn. Read the verse slowly and explain it to them. A simple explanation is included on the back of the Bible Truth sign. Practice saying the verse with the children a few times.

#### **Playing the Game**

1. Tell the children that sometimes detectives have to do all sorts of things to get answers to their questions and solve the case they are working on. In this game, they will practice some detective moves.
2. Put on the detective costume, telling the children that you will start out the game as the Chief Detective.
3. As you play the Deep Down Detectives theme song, you will lead the children in practicing one of their moves, such as swimming across a deep river. . (Other possible actions would be crawling, hand over eye looking around left and right; walking backwards, shuffling, stooping, and crawling..)
4. When the song finishes, the children will sit down and everyone will say the verse together. If desired, you can also ask them a question about the verse. See the Deep Down Discussion Sheet for possible questions.
5. Choose a child to take your place as Chief Detective. Repeat activity, choosing another detective move. Play continues as time and attention span allow.

---

## Music, Movement & Memory Activity

---

*Intake or Response Activity to learn the Big Question, Bible verse and Unit music*

### Thumping Drums

#### Materials

- CD of unit music
- Deep Down Detectives Discussion Questions (optional)
- 1 Oatmeal container/coffee can with lid per drum.
- Tape
- Popcorn, rice, beans, etc.
- Wooden spoons, dowels, unsharpened pencils, if desired, for mallets

#### How to Make

1. Tape the lid of empty oatmeal or coffee cans in place. (If want to make a snare drum, add popcorn, rice, etc. in the empty container before taping shut.)
2. Children can either tap drum with hands or you can give them 2 wooden spoons, wooden dowels or unsharpened pencils with wooden spoons glue gunned to an end as mallets.

#### What to Do

1. Show the children the thumping drums. Tell them. "I'm going to say God's Word and make a joyful noise to Him with these thumping drums. Come and join me!"
2. First let's sing our Bible verse song/Big Question song/Praise Song/Hymn together (say the verse a couple of times, if using it.)
3. "Now let's make that joyful noise to the LORD!" Hand out the drums (and mallets) and let the children beat them awhile. Quiet them, then repeat.
4. If desired, you can ask the children a question related to the verse/the songs they are singing, using the Deep Down Detectives Discussion Sheet after each time (or every few times) you sing the song/say the verse.

**NOTE:** Younger children may need to sing the Bible verse/Big Question song/etc, then thump. But, as the children get older, they may be able to sing the song(s) AND thump at the same time.

---

## **Music, Movement & Memory Activity**

---

*Intake or Response Activity to learn the Big Question, Bible verse and Unit music*

### **Say, Spring Up and Shout**

#### **Materials**

- CD of unit music
- Deep Down Detectives Discussion Questions (optional)
- Optional: Bean bags, one per child

#### **What to Do**

1. Tell the children: "We're going to sing our Bible verse/Big Question/other song and make a joyful noise to God, crouching down like this (Crouch down). Then at the end, we're going to spring up and shout, "Amen, I agree!"
2. First let's sing our Bible verse song/Big Question song/Praise Song/Hymn together (say the verse a couple of times, if using it.)
3. "Now let's jump up and say, "AMEN! I agree!" After everyone springs up and says "Amen," quiet them, then repeat.
4. If desired, when the children get the crouching and jumping down, you might give them a bean bag to toss in the air as they spring up. Practicing tossing up in the air rather than AT others.
5. If desired, you can ask the children a question related to the verse/the songs they are singing, using the Deep Down Detectives Discussion Sheet after each time (or every few times) you sing the song/say the verse.

---

## **Music, Movement & Memory Activity**

---

*Intake or Response Activity to learn the Big Question, Bible verse and Unit music*

### **Freeze Frame**

#### **Materials**

- CD of unit music
- Deep Down Detectives Discussion Sheet Questions (optional)
- Some kind of fun hat or clothing for the leader to wear

#### **What to Do**

1. Tell the children. "I'm going to sing God's Word and make a joyful noise to Him...but I'm going to freeze in place in between songs. Come and join me!"
2. Choose one child to be the leader. Help them put on the leader hat/clothing.
3. Have the kids march around behind the leader, singing the song of your choice.
4. Have the children freeze in place when you stop the song at a random point.
5. When everyone is frozen, have the children tell you what the next word/phrase to the song.
6. If desired, you can ask the children a question related to the words or another question from the Deep Down Detectives Discussion Sheet after each time (or every few times) you freeze the song.
7. Choose another leader and play the song again, stopping on a different word from the song to highlight.



---

## **Music, Movement & Memory Activity**

---

*Intake or Response Activity to learn the Big Question, Bible verse and Unit music*

### **Egg Shakers**

#### **Materials**

- CD of unit music
- Deep Down Detectives Discussion Sheet (optional)
- Empty Easter eggs
- Rice, beans, buttons, pennies, popcorn, beads, small nails or bolts, etc.
- Glue and glue gun OR strong packing tape

#### **How to Make**

1. Fill empty Easter eggs with different small objects such as rice, beans, pennies, buttons, popcorn, beads, small nails or bolts, etc., then seal lid shut with glue gun or with packing tape. Different objects make different sounds. Different amounts of the same object make different sounds, too. The children will enjoy the variety.

#### **What to Do**

1. Show the children the egg shakers and tell them, "I'm going to sing our Bible verse/Big Question/other song and make a joyful noise to God with these egg shakers. Come and join me!"
2. First let's sing our Bible verse song/Big Question song/Praise Song/Hymn together (say the verse a couple of times, if using it.)
3. Hand out the egg shakers and let the children shake them a while (without singing), then quiet them.
4. Then tell them, "OK, let's try singing and shaking our eggs at the same time!" Lead the children in song and shaking.
5. If desired, you can ask the children a question related to the verse/the songs they are singing, using the Deep Down Detectives Discussion Sheet after each time (or every few times) you sing the song/say the verse.

**NOTE:** Younger children may need to sing the Bible verse/Big Question song/etc, then shake. But, as the children get older, they may be able to sing the song(s) AND shake at the same time.

---

## Music, Movement & Memory Activity

---

*Intake or Response Activity to learn the Big Question, Bible verse and Unit music*

### Jingle Bell Hands

#### Materials

- CD of unit music
- Deep Down Detectives Discussion Questions (optional)
- 1 6" piece of sturdy string
- 4 or 5 jingle bells, available in most craft shops (OR three Ball jar lid outer rings per instrument)

#### How to Make

1. Cut a piece of string about 6" long.
2. Thread 4 or 5 jingle bells onto string, securely tying each in place with a knot before adding the next one. Tie the ends together. Children can either wear these like a bracelet or can hold them in their hands. If using Ball jar lid rings, string three of these together with the same piece of string and fasten.

#### What to Do

1. Show the children the bottle shakers and tell them, "I'm going to sing our Bible verse/Big Question song and make a joyful noise to God with these bottle shakers. Come and join me! First, let's sing the Bible verse/ Big Question/etc. song together on our own (sing the song a couple of times.) Now let's make that joyful noise to the LORD!"
2. Hand out the jingle hand bells and let the children jingle them a while (without singing), then quiet them.
3. Then tell them, "OK, let's try singing and jingling at the same time!" Lead the children in singing and jingling.
4. If desired, you can ask the children a question related to the verse/the songs they are singing, using the Deep Down Detectives Discussion Sheet after each time (or every few times) you sing the song/say the verse.

**NOTE:** Younger children may need to sing the Bible verse/Big Question song/etc, then jingle. But, as the children get older, they may be able to sing the song(s) AND jingle at the same time.

---

## **Music, Movement & Memory Activity**

---

*Intake or Response Activity to learn the Big Question, Bible verse and Unit music*

### **Big Voice, Little Voice**

#### **Materials**

- CD of unit music
- Deep Down Detectives Discussion Questions (optional)

#### **What to Do**

1. Tell the children: "I'm going to sing our Bible verse/Big Question song and make a joyful noise to Him quietly and loudly! Come and join me!"
2. First let's sing our Bible verse song/Big Question song/Praise Song/Hymn together (say the verse a couple of times, if using it.)
3. "Now let's see how quietly we can whisper it! Can you sing it quietly like I am?" Have everyone follow your voice as it gets quiet, then loud, then medium, etc. Quiet them, then repeat.
4. If desired, you can ask the children a question related to the verse/the songs they are singing, using the Deep Down Detectives Discussion Sheet after each time (or every few times) you sing the song/say the verse.

**NOTE:** You may find it easier for the children to follow getting louder and softer by lowering your hands when you are getting quieter and then raising your hands when you are getting louder.

---

## **Music, Movement & Memory Activity**

---

*Intake or Response Activity to learn the Big Question, Bible verse and Unit music*

### **Sing, Dance and Fall Down**

#### **Materials**

- CD of unit music
- Deep Down Detectives Discussion Questions (optional)
- 1 oatmeal container/coffee can with lid per drum.
- Tape
- Popcorn, rice, beans, etc.
- Wooden spoons, dowels, unsharpened pencils, if desired, for mallets

#### **How to Make**

1. Tape the lid of empty oatmeal or coffee cans in place. (If want to make a snare drum, add popcorn, rice, etc. in the empty container before taping shut.)
2. Children can either tap drum with hands or you can give them 2 wooden spoons, wooden dowels or unsharpened pencils with wooden spools glue gunned to an end as mallets.

#### **What to Do**

1. Tell the children: "I'm going to sing our Bible verse/Big Question/etc. song and make a joyful noise to Him with my body by dancing to some music...then falling down when it stops. Come and join me!"
2. First let's sing our Bible verse song/Big Question song/Praise Song/Hymn together (say the verse a couple of times, if using it.)
3. "Now let's dance as we sing our song. Then fall down when we finish. Let's dance." Have everyone dance and sing the song. When you finish, say, "Everyone fall down!" Quiet the children, then repeat.
4. If desired, you can ask the children a question related to the verse/the songs they are singing, using the Deep Down Detectives Discussion Sheet after each time (or every few times) you sing the song/say the verse.

---

## **Music, Movement & Memory Activity**

---

*Intake or Response Activity to learn the Big Question, Bible verse and Unit music*

### **Bottle Shakers**

#### **Materials**

- CD of unit music
- Deep Down Detectives Discussion Questions (optional)
- 1 empty 16 oz. soda bottle per shaker
- Rice, beans, buttons, pennies, popcorn, beads, small nails or bolts, etc.
- Glue and glue gun OR strong packing tape

#### **How to Make**

1. Fill empty 16 oz.. soda bottles with different small objects such as rice, beans, pennies, buttons, popcorn, beads, small nails or bolts, etc.
2. Seal lid shut with glue gun or with packing tape. Different objects make different sounds. Different amounts of the same object make different sounds, too. The children will enjoy the variety.

#### **What to Do**

1. Show the children the bottle shakers and tell them. "I'm going to sing our Bible verse/Big Question song and make a joyful noise to God with these bottle shakers. Come and join me! First, let's sing the Bible verse/ Big Question/etc. song together on our own (sing the song a couple of times.) Now let's make that joyful noise to the LORD!"
2. Hand out the bottle shakers and let the children shake them a while (without singing), then quiet them.
3. Then tell them, "OK, let's try singing and shaking at the same time!" Lead the children in song and shaking.
4. If desired, you can ask the children a question related to the verse/the songs they are singing, using the Deep Down Detectives Discussion Sheet after each time (or every few times) you sing the song/say the verse.

**NOTE:** Younger children may need to sing the Bible verse/Big Question song/etc, then shake. But, as the children get older, they may be able to sing the song(s) AND shake at the same time.

---

## Music, Movement & Memory Activity

---

*Intake or Response Activity to learn the Big Question, Bible verse and Unit music*

### March 'n' Say

#### Materials

- CD of unit music
- Deep Down Detectives Discussion Questions (optional)
- Optional: A fun hat for the leader of the march, or for everyone in the march

#### What to Do

1. Tell them, "I'm going to say God's Word and make a joyful noise to Him by marching. Come and join me!"
2. First let's sing our Bible verse song/Big Question song/Praise Song/Hymn together (say the verse a couple of times, if using it.)
3. "Now let's march around as we sing!"
4. If desired, let the leader of the march (you the first time, then pick different children), wear a fun hat as he/she leads. Or, have hats for everyone to wear.
5. If desired, you can ask the children a question related to the verse/the songs they are singing, using the Deep Down Detectives Discussion Sheet after each time (or every few times) you sing the song/say the verse.

**NOTE:** Younger children may need to sing the Bible verse/Big Question song/etc, then thump. But, as the children get older, they may be able to sing the song(s) AND thump at the same time.

---

## **Music, Movement & Memory Activity**

---

*Intake or Response Activity to learn the Big Question, Bible verse and Unit music*

### **Clap, Tap and Say**

#### **Materials**

- CD of unit music
- Deep Down Detectives Discussion Questions (optional)

#### **What to Do**

1. Tell the children: "I'm going to sing our Bible verse/Big Question/etc. song and make a joyful noise to Him with my body by clapping and tapping. Come and join me!"
2. First let's sing our Bible verse song/Big Question song/Praise Song/Hymn together (say the verse a couple of times, if using it.)
3. "Now let's clap and tap! Can you do what I'm doing?" Have everyone follow your motions as you clap your hands, tap your head, hit your knees together, rub your belly, etc. for a while. Quiet them, then repeat. If desired, have different children think up different motions.
4. If desired, you can ask the children a question related to the verse/the songs they are singing, using the Deep Down Detectives Discussion Sheet after each time (or every few times) you sing the song/say the verse.

**NOTE:** Younger children may need to sing the Bible verse/Big Question song/etc, then clap, tap, etc. But, as the children get older, they may be able to sing the song(s) AND do the motions at the same time.

---

## **Music, Movement & Memory Activity**

---

*Intake or Response Activity to learn the Big Question, Bible verse and Unit music*

### **Block Clappers**

#### **Materials**

- CD of unit music
- Deep Down Detectives Discussion Questions (optional)
- 2 wooden blocks per child, preferably about 3"x 2", as found in many children's block sets

#### **What to Do**

1. Show the children the clapping blocks . Tell them, "I'm going to say God's Word and make a joyful noise to Him with these clapping blocks. Come and join me!
2. First let's sing our Bible verse song/Big Question song/Praise Song/Hymn together (say the verse a couple of times, if using it.)
3. Now let's make that joyful noise to the LORD!" Hand out the clapping blocks and let the children clap them a while (without singing), then quiet them.
4. Then tell them, "OK, let's try singing and block clapping at the same time!" Lead the children in song and clapping.
5. If desired, you can ask the children a question related to the verse/the songs they are singing, using the Deep Down Detectives Discussion Sheet after each time (or every few times) you sing the song/say the verse.

**NOTE:** Younger children may need to sing the Bible verse/Big Question song/etc, then clap. But, as the children get older, they may be able to sing the song(s) AND clap at the same time.



---

## **Music, Movement & Memory Activity**

---

*Intake or Response Activity to learn the Big Question, Bible verse and Unit music*

### **Lullabies, Bells and Lions**

#### **Materials**

- CD of unit music
- Bell
- Deep Down Detectives Discussion Questions (optional)

#### **What to Do**

1. Tell the children: "We're going to pretend to go to sleep as children, but wake up like an animal. Everyone sit down and let's sing our lullaby before we go to bed. When you hear the morning bell ring, you can pretend to be the animal I say until you hear the bedtime bell ring and you have to sit back down."
2. Ring the bell and say, "It's time for bed, it's time for bed! Sit down where you are, you sleepy heads!" Have all the children sit down in place. Then say, "Before we go to sleep, we have to sing our bedtime lullaby. Let's sing our Bible verse song/Big Question song/Praise Song/Hymn." Have the children sing the song with you, then tell them, "Shhh. Lay down! It's time for bed!"
3. Have all the children lay down and be very still and quiet like they are sleeping for a few minutes. Then say, "Sleeping, sleeping, look at all the sleeping children. But when the morning bell rang, they all woke up, and were lions (or whatever animal you choose) all day!"
3. All the children will get up and pretend to be the animal. After a few moments, ring the bell and say, "It's time for bed, it's time for bed! Sit down where you are, you sleepy heads!"
4. If desired, you can ask the children a question related to the verse/the songs they are singing, using the Deep Down Detectives Discussion Questions after each time (or every few times) you sing the lullaby song.

---

## **Music, Movement & Memory Activity**

---

*Intake or Response Activity to learn the Big Question, Bible verse and Unit music*

### **Musical Squares**

#### **Materials**

- CD of unit music
- Carpet Squares, enough for all of the children (or chairs)
- Deep Down Detectives Discussion Questions (optional)

#### **What to Do**

1. Set out the squares/chairs in a circle. Ask the children to sit down on their square/chair.
2. Tell the children they will march around behind the squares/chairs as you play the Big Question Song/Bible verse song/Hymn/Praise Song/etc. When the music stops, they are to sit down on the nearest square/chair island.
3. Play the music, sing the song as the children make swimming motion with their arms to it. Stop the music and have the children sit down on the nearest square/chair.
4. If desired, you can ask the children a question related to the verse/the songs (or the lesson concepts) they are singing, using the Deep Down Detectives Discussion Questions, after each time (or every few times) they sit down.

---

## **Bible Story Review Game**

---

*Response Activity to review the story and key concepts*

### **Take Me Through the Tunnel**

#### **Materials**

- Bible Truth storyboard pictures and Storyboard
- Deep Down Discussion Questions
- Chairs or Table
- Sheet or blanket
- Box

#### **Preparation**

1. Construct a tunnel using the sheet draped over a table/chairs.
2. Put the flannelgraph figures in a box in the "tunnel."

#### **Playing the Game**

1. Have the children take turns crawling through the tunnel, retrieving one of the pictures.
2. When the child comes out of the tunnel, he shows the figure to the other children from them to name.
3. Have the children name the character; and, if desired, answer a question (see Deep Down Discussion Sheet) about what they did in the story.
4. Have the child stick the picture on the storyboard, gradually recreating the scene as the game progresses.

---

## **Bible Story Review Game**

---

*Response Activity to review the story and key concepts*

### **Missing in Action**

#### **Materials**

Bible Truth storyboard pictures and Storyboard  
Deep Down Discussion Questions

#### **Preparation**

1. Put all the story pictures up on the storyboard, recreating the scene from the story. .

#### **Playing the Game**

1. Review the story briefly, pointing to the figures on the story board background as you go. Have the children help you, if desired.
2. Tell the children that someone from the story is about to go "Missing in Action" and they have to guess who it is. Have the children cover their eyes and take one figure off the board.
3. Have the children open their eyes and figure out who is missing.
4. Put the picture back on the board. Take another picture off the board, having a child choose who will go missing in action this time.
5. If desired, you can ask the children a question related to story each time/every few times a picture is put up, using the Deep Down Discussion Sheet.

---

## **Bible Story Review Game**

---

*Response Activity to review the story and key concepts*

### **Treasure Hunt**

#### **Materials**

Bible Truth storyboard pictures

Deep Down Discussion Questions

10 small lidded plastic containers or boxes (like from a jewelry store) or wooden, hinged boxes from a craft store

Various decorating supplies, such as fake craft jewels, glitter, glitter glue, foil paper, gold spray paint  
glue

#### **Preparation**

*Before playing the game, you will need to make your treasure boxes:*

1. Collect 10 small lidded plastic containers or lidded boxes (like from a jewelry store), just large enough to put the Bible story pictures in. Alternatively, you can also purchase 10 hinged wooden boxes from a craft store. These make marvelous treasure boxes.
2. Decorate each container/box with the jewels, glitter, paper, gold paint, etc to give them a “treasure-y” look.

*Right before Class:*

1. Put a Bible story picture in each container and hide them around the room.
2. You may want to review the story and the pictures before class.

#### **Playing the Game**

1. Tell the children that you are going on a treasure hunt and need their help finding all the treasure hidden around the room.
2. Have the children take turns finding the treasure boxes and bringing them to you.
3. Remove each picture as the box is found and ask the children review questions about the character from the Bible story. If desired, you can simply put each picture on the floor, table, or storyboard as it is found, then ask questions about the Bible story when you have collected them all. (See the Deep Down Discussion Sheet for possible questions.)
4. Remember to store your boxes after the game, keeping them for the next time you play.
5. Game continues as time allows or until you have retrieved and reviewed all the pictures and the story.

---

## **Bible Story Review Game**

---

*Response Activity to review the story and key concepts*

### **Look Who's Coming Down the Tracks**

#### **Materials**

- Bible Truth storyboard pictures
- Deep Down Discussion Questions
- Two shoe boxes
- 6' or so of rope
- Optional: Engineer's hat

#### **Preparation**

1. Make a "train" with two cars made with the two shoe boxes strung together with rope.
2. Poke a hole through the front short side of the shoe box that will be the back "car."
3. Poke a hole through the front and back short sides of the shoe box that will be the front "car."
4. Thread the rope through these holes, tying knots near the inside and outside of each to keep the car securely in place.

#### **Playing the Game**

1. Put a picture in each "car" of the train (out of the sight of the children). Say, "Look who's coming down the track!"
2. Hand the end of the rope to a child and have them pull it around to where the other participating children are saying "Choo! Choo! Choo! Choo!" (you can have all the children say this, just the child pulling, you and the child, etc.)
3. After the child pulls it to where the children are say, "Train, stop!"
4. Pull out the pictures, show them to the children and ask, "Who's on our train?"
5. If desired, you can ask the children a question related to the picture/story, from the Deep Down Detectives Discussion Sheet.

**Tip:** For more fun, have a train engineer's hat for the child pulling the train to wear.

---

## **Bible Story Review Game**

---

*Response Activity to review the story and key concepts*

### **Can You Remember?**

#### **Materials**

- 2 sets of Bible Truth storyboard pictures (Simply photo copy a second black & white set from the originals)
- Deep Down Discussion Questions
- Index Cards

#### **Preparation**

1. Attach the storyboard pictures to index cards, making sure that the pictures are completely covered by the cards.
2. Scramble the order of pictures and set face down on the floor or table.

#### **Playing the Game**

1. Have the children take turns trying to make matches by choosing and turning over two pictures at a time.
2. If the pictures match, they are removed from the floor and one is placed on the storyboard. Have the children identify the pictures as they are added to the board. If they do not match, they are turned over face down again and someone else gets to try.
3. If desired, you may also want to ask the children a question about the picture/the story as a match is made, using the Deep Down Discussion Sheet for suggestions.
4. Continue until all the matches are made and all pictures are up on the storyboard, recreating the story picture.

---

## **Bible Story Review Game**

---

*Response Activity to review the story and key concepts*

### **Clothespin Line Up and Drop**

#### **Materials**

- Bible Truth storyboard pictures
- Deep Down Discussion Questions
- Rope
- Clothespins, the hinged type
- Shoe box
- Tape

#### **Preparation**

1. Attach a spring-type clothespin to some of the laminated storyboard pictures and put them in a shoe box with the lid taped on one side like a hinge and with a hole in the top.
2. Hang up a short rope (in an out-of-traffic-flow location) between two chairs.

#### **Playing the Game**

1. Open the shoe box and say, "It's time to say hello to our story friends!"
2. Pull the pictures out one at a time, saying "Hello, so-and-so, each time you pick up a picture and clip them to the rope.
3. When all are pinned up say, "It's time to say goodbye to so-and-so." Can you find so-and-so?" Then have the child point out the right figure on the clothesline, take it off the rope, reattaching the clothespin and handing it to the child. If desired, you may also want to ask the children a question about the picture/the story as the picture is identified, using the Deep Down Discussion Sheet for suggestions.
4. Have a container/bucket/shoe box and say, "Say, goodbye!" letting the child drop the clothespin in the bucket and put the picture through the slot in the shoe box.



---

## **Bible Story Review Game**

---

*Response Activity to review the story and key concepts*

### **Deep Down Detectives Clue Hunt**

#### **Materials**

- Bible Truth storyboard pictures
- Deep Down Discussion Questions
- Variety of interesting items that have one or more places to hide a storyboard picture
- Detective Hat
- 4 False Clues (included on the next page)
- CD Player and Deep Down Detectives Theme Song

#### **Preparation**

1. Collect a variety of interesting items, that some way to hide a picture, such as an old box with a lid, wallet, purse, clothing with pockets, a book, etc. If your items have MORE than one place to hide things, that is even better.
2. Cut out/Print out the false clue pictures included with the game.
3. Hide each story picture inside one of the items.
4. Set out the items for the children to see, telling them that each of them have an important clue in them. Most of them are from the story, but a few are not. Tell them that it is the job of the Deep Down Detectives to find the hidden clues and decide if they belong in the story or not.

#### **Playing the Game**


1. Have the children line up. Play the Deep Down Detectives Theme Song and lead the children in marching around the room and then back to their places to sit down as it ends. (This is merely an energy-release tactic). Have the children take turns choosing an item, finding the clue you have hidden within it. Have the child/the class decide if the clue belongs in the story or not. If it belongs in the story, have them tell how, or, you could ask the children a question about the picture, using the Deep Down Discussion Sheet for suggestions.
2. Continue until all the clues have been found.
3. If desired, you can have the child who will choose the next clue to lead the class in marching to the theme song before they choose their clue.

## Bible Story Review Game

Response Activity to review the story and key concepts

### Deep Down Detectives Clue Hunt, continued

False Clues (use as many as you want)



---

## **Bible Story Review Game**

---

*Response Activity to review the story and key concepts*

### **Run to the Grocery Store**

#### **Materials**

- Bible Truth storyboard pictures
- Deep Down Discussion Questions
- Grocery bag or kid's grocery cart
- Empty food cartons

#### **Preparation**

1. Put a clue inside each food container.
2. Set out the containers on a table or shelf at one end of the room.
3. Set up the story board at the other end, with the shopping cart or bag.

#### **Playing the Game**

1. Have the children assemble near the storyboard.
2. Have them take turns pushing the grocery cart/carrying the grocery bag to the other end of the room and choosing a food item. If desired, tell the children which food item you want them to pick out each time.
3. When the child returns with the food, have them open the container and pull out the picture. If desired, you may also want to ask the children a question about the picture/the story as the picture is identified, using the Deep Down Discussion Sheet for suggestions.
4. Ask the class what the picture is, then add it to the story board, gradually reproducing the story.

---

## **Bible Story Review Game**

---

*Response Activity to review the story and key concepts*

### **Who's in the Basket?**

#### **Materials**

- Bible Truth storyboard pictures
- Deep Down Discussion Questions
- Blanket
- Basket

#### **Preparation**

None.

#### **Playing the Game**

1. Hide one of the pictures in the basket and cover it up with the blanket.
2. Ask the children: "Who's in the basket? Would you like to look?" Have chose a child to take off the blanket and pull out the picture to show the rest of the children. Say: "Look! It's -----" The children or you or you and the children can answer with who it is. For more fun, have a little song like "Pop! Goes the Weasel" you hum each time before the child pulls the blanket off Or, just count "1, 2, 3, GO!" and pull the blanket off quickly. If desired, you may also want to ask the children a question about the picture/the story as the picture is identified, using the Deep Down Discussion Sheet for suggestions.
3. Repeat as frequently as desired.

---

## **Bible Story Review Game**

---

*Response Activity to review the story and key concepts*

### **Going Fishing**

#### **Materials**

- Bible Truth storyboard pictures
- Deep Down Discussion Questions
- One long wooden dowel, yardstick, etc. per fishing pole
- Yarn
- Paper clip per fishing pole
- Rope
- Two chairs
- Blanket
- Box/bucket/container
- Bucket

#### **Preparation**

1. Make fishing poles out of long wooden dowels, yardsticks, etc with a piece of yarn for fishing line and a paper clip for a hook.
2. Attach a picture to the end of each pole.
3. Tie a rope between two chairs and drape a piece of cloth or a blanket over the rope. Lay the poles against the blanket so that the tips and the fishing line drape over the other side and drop down into a bucket/box on the other side.
4. Place other bucket on the side the children and the ends of the fishing rods are. This will be the "holding tank" for the fish when they are caught.

#### **Playing the Game**

1. Ask the children, "Would you like to go fishing in my pond today?"
2. "Let's see what you'll catch." The child chooses one of the poles, pulls it up and see what's on the end.
3. Say "Looks like you've caught a big one! Pull it out!"
4. As the child pulls up the fishing rod and reveals what is on the end, ask the children, "Who did you catch?" If desired, you may also want to ask the children a question about the picture/the story as each "fish" is caught, using the Deep Down Discussion Sheet for suggestions.
5. Have the child put the "fish" in the holding tank.
6. If desired, when all the fish are caught, take them out of the holding tank and review the "catch of the day."

---

## **Bible Story Review Game**

---

*Response Activity to review the story and key concepts*

### **Pony Express**

#### **Materials**

- Bible Truth storyboard pictures
- Deep Down Discussion Questions
- Small manila envelopes, one per flannel graph figure
- Kid's small backpack or a tote bag with a strap
- Basket
- Cowboy hat
- Stick horse or a broom

#### **Preparation**

1. Tell the children that long ago cowboys used to pick up the mail, put it in their bags and ride it fast from town to town on their horses. This was called the Pony Express. Today, they will practice riding for the Pony Express and bring the mail back to the class.

#### **Playing the Game**

1. Show the children how to ride the stick horse down to the other end, pick up a piece of mail from the basket, put it in their bag, then ride it back to the class. Take the envelope out of the bag and open it, showing them the picture inside. Ask the children who/what the picture is and then put it on the storyboard. If desired, you may also want to ask the children a question about the picture/the story as the picture is identified, using the Deep Down Discussion Sheet for suggestions.
2. Have the children take turns riding the Pony Express, each time adding the new figure to the storyboard until the story is recreated on it.

---

## **Bible Story Review Game**

---

*Response Activity to review the story and key concepts*

### **Who's Inside?**

#### **Materials**

- Bible Truth storyboard pictures (and/or other objects that remind you of things from the story)
- Deep Down Discussion Questions
- 10 different containers with lids

#### **Preparation**

1. Put in various pictures/objects in each container and shut.
2. Line up all the containers or put them in a big bag, such as a trash bag.

#### **Playing the Game**

1. Have 10 different sized/colored lidded containers with shaded sides, all big enough to fit the laminated pictures or other objects from the story or concept. Have the children take turns choosing a container (from the bag) and opening it. Each time ask: "Who's inside?" Child/children/you/you and children can answer together. If desired, you may also want to ask the children a question about the picture/the story as each picture/object is identified using the Deep Down Discussion Sheet for suggestions.
2. Repeat.

---

## **Bible Story Review Game**

---

*Response Activity to review the story and key concepts*

### **Fix Up the Mix Up**

#### **Materials**

- Bible Truth storyboard pictures
- Deep Down Discussion Questions

#### **Preparation**

None.

#### **Playing the Game**

1. Take all the Storyboard pictures and mix them up in a pile in front of the children.
2. Tell them that the story pictures are all mixed up and you need help fixing them up again.
3. Let the children take turns picking a picture out of the pile and re-constructing the story on the storyboard. If desired, you may also want to ask the children a question about the picture/the story as each picture/object is identified using the Deep Down Discussion Sheet for suggestions.



# **DEEP DOWN DETECTIVES**

**Curriculum Resources**



**Appendix C:  
Crafts and Take Home Sheets**

## **Index of Crafts and Take Home Sheets**

### **Unit 16, Bible Truth 1:**

Coloring Sheet/Take Home Sheets	195
Big Question 16 Bible Story and Key Concepts to Take Home	201
Extra Crafts 1-3	209


### **Unit 16, Bible Truth 2:**

Coloring Sheet/Take Home Sheets	215
Big Question 16 Bible Story and Key Concepts to Take Home	221
Extra Crafts 1-3	229

**CAN YOU GUESS BIBLE TRUTH!**  
**What Will Happen When Jesus Comes Back?**  
**God Will Make Everything New...**

**Jesus Will Judge All People**  
----- !

**HINT:** "This is another word for treating everyone right. It starts with an "F" and it rhymes with "barely"



# Deep Down Detective Devotion: Unit 16, Bible Truth 1, Lesson 1



**Big Question 16:** What Will Happen When Jesus Comes Back?

**Answer:** God Will Make Everything New... Jesus Will Judge All People Fairly!

## Bible Truth 1 Meaning

When Jesus comes back, He will gather everyone who has ever lived before Him to be judged fairly. All the people who are alive when Jesus comes back, will stand before Him. All the people who were already dead will come out of the places they are buried and appeared before Him, too. Millions and millions, billions and billions of people. There will be more people than WE can know or count standing before Jesus on that day. But they will not be too many for Jesus. Jesus is God's Son. He knows every one of those people, inside and out. He knows their whole life. Yes, Jesus knows them all completely; and on that day, He will judge them all. What does it mean to judge? It means that Jesus will think fairly about what each person did with the life God gave them. Did they love God and serve Him? Did they love others? How did they use the good gifts God gave them? And most importantly, did they turn away from their sins and trust in Jesus as their Savior... or, did they refuse Him? It will be the saddest of days for all who refused to turn away from their sins and trust in Jesus as their Savior. The day for forgiveness and mercy will be over. Now, they will be separated from God and everything good forever. Satan and all the angels who rebelled against God will receive this final, terrible punishment, too. Oh, how I wish that everyone would turn away from their sins and trust in Jesus instead of receiving God's punishment! But what about God's people? How will Jesus fairly think about them? Didn't they disobey God, too? Shouldn't they be separated from God, too? Yes, they did disobey God, too. Yes, they deserve to be separated from God; but instead, they will receive wonderful, eternal life with God on that day! Why? Because they turned away from their sins and asked for God's forgiveness. They trusted in Jesus as their Savior, and He paid for their sins when He died on the cross. Because of Jesus, this will be a day of praise for them. Jesus will reward them for the good works they did in His name. And best of all, they will get to live happily with God in special closeness forever. We can be ready for that day, too, if we turn away from our sins and trust in Jesus as our Savior. This is how we become God's people.

## How do I know this is true? The Bible tells me so!

"Behold, I am coming soon, bringing my recompense with me, to repay each one for what he has done. I am the Alpha and the Omega, the first and the last, the beginning and the end." -- Revelation 22:12-13, ESV

## Some Questions for You

1. Who will Jesus gather together when He comes back? *All people who have ever lived.*
2. What will Jesus do for each person? *Judge how they lived their life. Whether they turned away from their sins and trusted in Him (Jesus) as their Savior or not.*
3. What will happen to those who chose to keep on disobeying God and did not trust in Jesus as their Savior? *They will receive God's punishment and it will be very, very sad!*
4. What will happen to God's people, to those who did turn away from disobeying God and trusted in Jesus as their Savior? *They will go to live with God forever.*
5. On whose life does Jesus judge people who did not trust in Him as their Savior? *On their own life. They will receive God's fair punishment for their sins since they were not forgiven.*
6. Why won't God's people be punished for their sins when Jesus judges their lives? *Because Jesus already paid for their sins when He died on the cross.*
7. On whose life does Jesus judge people who did trust in Him as their Savior? *On Jesus' perfect life. They will receive the wonderful reward of Jesus, God's Son. Their sins are forgiven. They will go to live with God forever.*
8. How can we be God's people? *By turning away from our sins and trusting in Jesus as our Savior.*

## Let's Pray!

- A** We praise You, Jesus, for being the good Judge who will give out fair rewards and punishments to all people at the end of time. We praise You for being the Savior who offers to forgive us and make us God's people, so we can live with You and celebrate on that day You judge us all.
- C** Jesus, we know that we are all sinners. We have all disobeyed God's laws. We can never deserve to be God's people on our own. We need You to be our Savior!
- T** Thank You, Jesus, that we do not have to depend on our own goodness on the day You judge us. Thank You for dying on the cross to save all who turn away from their sins and trust in You as their Savior. Thank You that You will judge all who do according to Your perfect life, not their own. You have taken God's punishment in their place. They are forgiven. If we trust in You, we don't have to fear Your punishment on that day. We can look forward in excitement to life with You forever.
- S** Work in our hearts! Help us all to turn away from our sins and trust in You as our Savior. Help us to do good things with the gifts You have given us. Help us to love You and love others. Come back soon, Jesus! In Jesus' name we pray, Amen.

## Let's Sing about What We're Learning!

Go to the [Deep Down Detectives Parent Resources for Unit 16](http://Deep Down Detectives Parent Resources for Unit 16) to get the Bible story and many more resources and songs for this unit at [praisefactory.org](http://praisefactory.org)

**Big Q & A 16 Song** from *Deep Down Detectives ESV Songs 16, track 12*

(adapted version of (adapted version of "The Bear Went Over the Mountain))

What will happen when Jesus comes back?	God will make everything new,
What will happen when Jesus comes back?	God will make everything new.
What will happen when Jesus comes back?	What will happen when Jesus comes back?
God will make everything new.	What will happen when Jesus comes back?
	What will happen when Jesus comes back?
	God will make everything new.

**Big Question 16 Action Rhyme Song** from *Deep Down Detectives ESV Songs 16, track 13*

What will happen when Jesus comes back?

God will make everything new.

### Refrain:


He'll make ev'rything new,  
When He bursts through the blue.  
No more sin, sickness, dying,  
Only life, pure and good.  
That's what will happen  
When Jesus comes back!  
Oh, Lord, come quickly,  
Lord Jesus, come back!

### Verse 1

What will happen when Jesus comes back?  
This heav'n and earth will end, that's a fact!  
God will destroy it, A perfect, new one make.  
The home of God with His people always.  
*Refrain*

### Verse 2

What will happen when Jesus comes back?  
All God's enemies will get the sack!  
Sin, sickness, death will all be defeated,  
On the throne forever, Jesus be seated.  
*Refrain*



**“Behold, I am coming soon, bringing my recompense with me, to repay each one for what he has done. I am the Alpha and the Omega, the first and the last, the beginning and the end.”**  
**Revelation 22:12-13, ESV**

## Deep Down Detective Devotion: Unit 16, Bible Truth 1, Lesson 2



**Big Question 16:** What Will Happen When Jesus Comes Back?

**Answer:** God Will Make Everything New... Jesus Will Judge All People Fairly!

**How do I know this is true? The Bible tells me so!**

“Behold, I am coming soon, bringing my recompense with me, to repay each one for what he has done. I am the Alpha and the Omega, the first and the last, the beginning and the end.” -- Revelation 22:12-13, ESV

**Learn a Little:** “I am coming soon to repay each one for what he has done.”

**Meaning**

One day, Jesus will come back. He will bring an end to sin and death. He will fairly judge everyone. Oh, what an awful day it will be for those who did not turn away from their sins and trust in Jesus! There will be no good reward for them. Only God’s punishment for their sins. How sad! But the day Jesus comes back will be a wonderful day of celebration for God’s people! He will reward the good things that God did through them. And because they did turn away from their sins and trusted in Him as their Savior, they will go to live with Him forever in the new heaven and earth He will create for them. We will be there on that day, too. It can be a day of celebration for us, too, if we turn away from our sins and trust in Jesus as our Savior.

**Some Questions for You**

1. Who promises to come soon? *Jesus does.*
2. What does Jesus promise to give to everyone? *A reward based on what they have done.*
3. What will Jesus give to those who never asked for God’s forgiveness for their sins and never trusted in Him as their Savior? *It will be a sad day. They will receive God’s punishment for their sins.*
4. What will Jesus give to those who did ask for God’s forgiveness for their sins and did trust in Jesus as their Savior? *He will reward them with life with Him forever.*
5. How is Jesus the Beginning and the End? *All things were created through Him in the beginning. He is the one who will come back to end this world and judge us all fairly.*
6. How can we be ready for the day when Jesus judges all people? *By turning away from our sins and trusting in Jesus as our Savior.*

**Let’s Pray!**

- A** We praise You, Jesus, for being the good Judge who will give out fair rewards and punishments to all people at the end of time. We praise You for being the Savior who offers to forgive us and make us God’s people, so we can live with You and celebrate on that day You judge us all.
- C** Jesus, we know that we are all sinners. We have all disobeyed God’s laws. We can never deserve to be God’s people on our own. We need You to be our Savior!
- T** Thank You, Jesus, that we do not have to depend on our own goodness on the day You judge us. Thank You for dying on the cross to save all who turn away from their sins and trust in You as their Savior. Thank You that You will judge all who do according to Your perfect life, not their own. You have taken God’s punishment in their place. They are forgiven. If we trust in You, we don’t have to fear Your punishment on that day. We can look forward in excitement to life with You forever.
- S** Work in our hearts! Help us all to turn away from our sins and trust in You as our Savior. Help us to do good things with the gifts You have given us. Help us to love You and love others. Come back soon, Jesus! In Jesus’ name we pray, Amen. In Jesus’ name we pray, Amen.

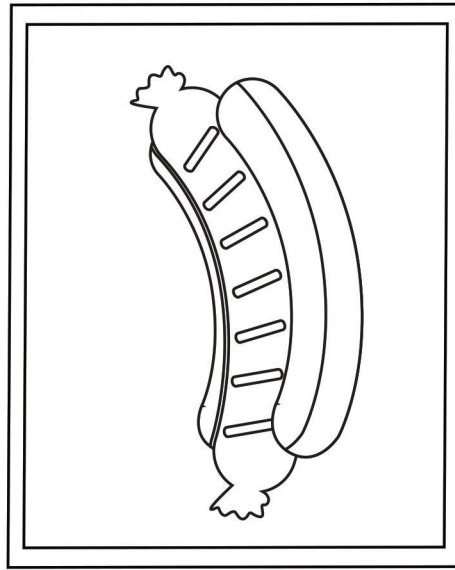
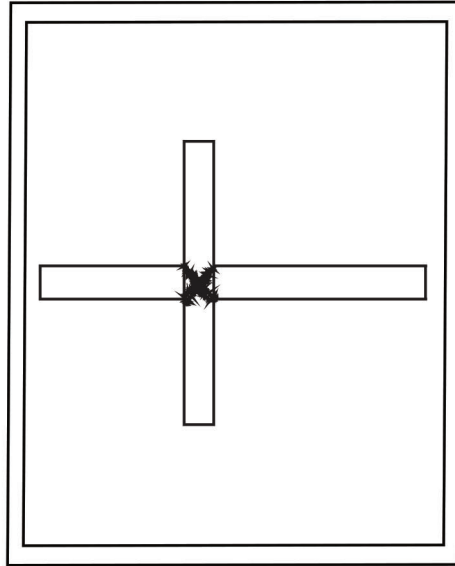
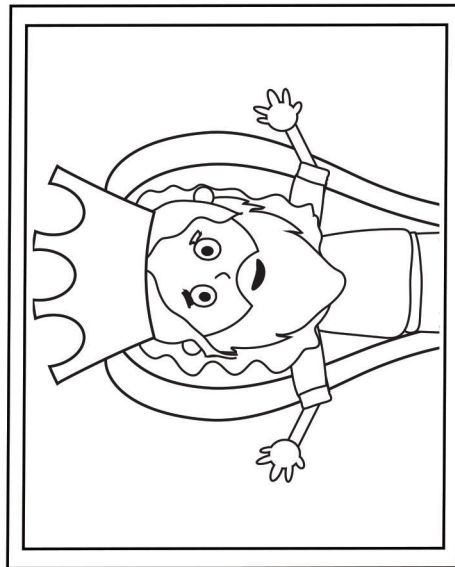
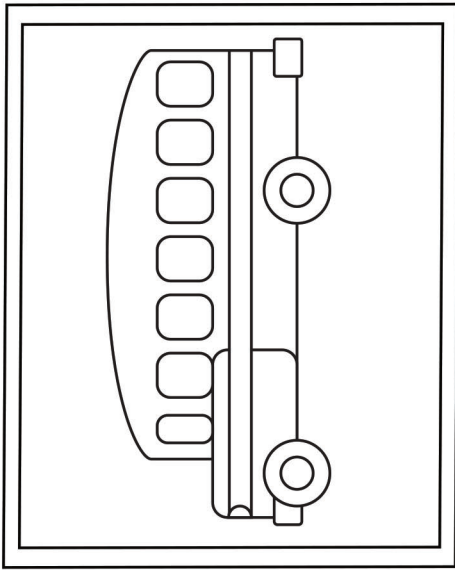


**Let’s Sing Our Bible Verse!**

**Behold, Behold: Revelation 22:12-13**

from *Deep Down Detectives* ESV Songs 16, track 18

<b>Refrain:</b>	To repay each one,
Behold, behold!	Repay each one for what he’s done,
I’m coming soon!	To repay each one,
Bringing my recompense with me,	Repay each one for what he’s done. <i>Refrain</i>
Behold, behold!	
I’m coming soon!	Revelation Twenty-two, twelve and thirteen.
Bringing my recompense with me.	

Which four of these clues belong in our story? Which two do not? Put an X in the boxes of the four that belong.



Answer: The two books, John, Jesus, the forever king and the cross belong. The bus and the hot dog do not.

## Deep Down Detective Devotion: Unit 16, Bible Truth 1, Lesson 3



**Big Question 16:** What Will Happen When Jesus Comes Back?

**Answer:** God Will Make Everything New... Jesus Will Judge All People Fairly!

### Bible Truth 1 Meaning

When Jesus comes back, He will gather everyone who has ever lived before Him to be judged fairly. All the people who are alive when Jesus comes back, will stand before Him. All the people who were already dead will come out of the places they are buried and appeared before Him, too. Millions and millions, billions and billions of people. There will be more people than WE can know or count standing before Jesus on that day. But they will not be too many for Jesus. Jesus is God's Son. He knows every one of those people, inside and out. He knows their whole life. Yes, Jesus knows them all completely; and on that day, He will judge them all. What does it mean to judge? It means that Jesus will think fairly about what each person did with the life God gave them. Did they love God and serve Him? Did they love others? How did they use the good gifts God gave them? And most importantly, did they turn away from their sins and trust in Jesus as their Savior... or, did they refuse Him? It will be the saddest of days for all who refused to turn away from their sins and trust in Jesus as their Savior. The day for forgiveness and mercy will be over. Now, they will be separated from God and everything good forever. Satan and all the angels who rebelled against God will receive this final, terrible punishment, too. Oh, how I wish that everyone would turn away from their sins and trust in Jesus instead of receiving God's punishment! But what about God's people? How will Jesus fairly think about them? Didn't they disobey God, too? Shouldn't they be separated from God, too? Yes, they did disobey God, too. Yes, they deserve to be separated from God; but instead, they will receive wonderful, eternal life with God on that day! Why? Because they turned away from their sins and asked for God's forgiveness. They trusted in Jesus as their Savior, and He paid for their sins when He died on the cross. Because of Jesus, this will be a day of praise for them. Jesus will reward them for the good works they did in His name. And best of all, they will get to live happily with God in special closeness forever. We can be ready for that day, too, if we turn away from our sins and trust in Jesus as our Savior. This is how we become God's people.

### How do I know this is true? The Bible tells me so!

"Behold, I am coming soon, bringing my recompense with me, to repay each one for what he has done. I am the Alpha and the Omega, the first and the last, the beginning and the end." -- Revelation 22:12-13, ESV

### Some Questions for You

1. What did people think about Jesus? *They were amazed at how He taught about God and the great things He did by God's power.*
2. Who did the people think Jesus was? *Maybe John the Baptist or maybe one of the prophets--the special messengers of God.*
3. Who did Peter say Jesus was? *The Son of God, the Christ. The Forever King God had promised to send.*
4. What did Jesus tell Peter and others that He must do before He would rule as the Forever King? *Suffer and die on the cross, then be raised from the dead.*
5. What did Peter say when Jesus told them this? *That it should not be this way! Jesus was the Forever King. He should be worshiped, not suffer and die.*
6. What did Jesus tell Peter? *To stop saying this! To stop tempting Him to not follow God's good plan.*
7. What did Jesus say would happen when he returned as the Forever King? *He would gather all people together and judge them fairly. He would give out final punishments to all.*
8. What will happen to those who do not stop disobeying God and trust in Jesus as their Savior? *It will be a very sad day for them. They will face God's forever punishment for their sins.*
9. What will happen to those who DO turn away from disobeying God and trust in Jesus as their Savior? *They will be forgiven for their sins because of Jesus. They will get to live with God forever.*
10. How can we be ready for that great Day of Judgment? *We can turn away from disobeying God and trust in Jesus as our own Savior. This is how God forgives our sins and makes us His dearly-loved people, ready to stand before Him, because of what Jesus has done for us.*

### Let's Pray!

- A** We praise You, Jesus, for being the good Judge who will give out fair rewards and punishments to all people at the end of time. We praise You for being the Savior who offers to forgive us and make us God's people, so we can live with You and celebrate on that day You judge us all.
- C** Jesus, we know that we are all sinners. We have all disobeyed God's laws. We can never deserve to be God's people on our own. We need You to be our Savior!
- T** Thank You, Jesus, that we do not have to depend on our own goodness on the day You judge us. Thank You for dying on the cross to save all who turn away from their sins and trust in You as their Savior. Thank You that You will judge all who do according to Your perfect life, not their own. You have taken God's punishment in their place. They are forgiven. If we trust in You, we don't have to fear Your punishment on that day. We can look forward in excitement to life with You forever.
- S** Work in our hearts! Help us all to turn away from our sins and trust in You as our Savior. Help us to do good things with the gifts You have given us. Help us to love You and love others. Come back soon, Jesus! In Jesus' name we pray, Amen.

### Let's Praise God Right Now!

#### Big Q & A 16 Hymn: At the Name of Jesus

from *Deep Down Detectives ESV Songs 16, track 16*

##### Verse 4


Watch! for this Lord Jesus will come again,  
With His Father's glory o'er the earth to reign,  
For the day is coming when each knee shall bow,  
So let hearts confess Him  
King of glory now, King of glory now.  
Words: adapted from Caroline M. Noel

#### Big Question 16 Praise Song: He Is Lord

from *Deep Down Detectives ESV Songs 16, track 17*

He is Lord, He is Lord!  
He is risen from the dead and He is Lord!  
Ev'ry knee shall bow,  
Ev'ry tongue confess,  
That Jesus Christ is Lord.



**Deep Down Devotions: Unit 16, Bible Truth 1 Story Concepts****The Case of the Two, Big Books**

*Matthew 16; Mark 8:27-38, Revelation 20:11-15*

Dear Parents,

**Big Question #16 is:** "What Will Happen When Jesus Comes Back?" Your child is learning that "God Will Make Everything New..God Made Everything Good in Heaven and Earth."

Here's a copy of the Bible story they are learning along with the "Listening Assignment" for each lesson. These assignments provide a different teaching emphasis for each lesson, helping the children dig deeper into each Bible truth. They match up with your child's take home for each lesson. We hope that these resources help your family to dig down deeper into the truths of God's Word!" Happy digging!

•many more resources for this Big Question came be found online at [www.praisefactory.org](http://www.praisefactory.org)•

**Listening Assignments**

**"Hey, Kids! Detective Dan, here. Listen carefully to the story and help me answer these questions:**

**INTRODUCTION/ LISTENING ASSIGNMENTS**

**"Our story is called: The Case of the Two, Big Books. Here is your listening assignment."** *Read from Detective Dan's Listening Assignment signs, but questions are summarized below:*

**Detective Dan's Lesson #1 Listening Assignment:**

I need to find out:

- 1. Who will come back at the end of time? To do what?**
- 2. What are the two, big books? What will He do with the two big books?**

**Detective Dan's Lesson #2 Listening Assignment:**

**Our Bible Verse is Revelation 22:12-13, ESV:**

"Behold, I am coming soon, bringing my recompense with me, to repay each one for what he has done. I am the Alpha and the Omega, the first and the last, the beginning and the end."

I need to find out:

- 1. Who is coming back?**
- 2. What will He do He comes back?**

**Detective Dan's Lesson #3 Listening Assignment:**

I found six clues, but only 4 of them are in the story.

Our six clues are: two books, John, a bus, Jesus, the forever king, the cross, and a hot dog.

*Hold each of them up for the children to see as you identify them.*

I need to figure out:

- 1. Which four belong in the story and which two don't?**
- 2. Who will praise God on the day that Jesus comes back? What will Jesus have done for them already that will make them so happy?**

**Read the assignment questions, THEN SAY,**

"Ok, Deep Down Detectives! Put on your best listening ears and see if you can hear the answers to Detective Dan's questions. When I finish telling the story, we will see if we can answer all the questions."

*Read the Bible Truth story, answer questions, present the gospel and lead in prayer.*

*Answers to questions; the gospel; and, ACTS prayer are included with the story text.*

**The Case of the Two, Big Books** *Matthew 16; Mark 8:27-38, Revelation 20:11-15*

*Story with lines separating paragraphs (text in bold, optional interaction cues in italics)*

**“Who is this Jesus?”** people wondered. **“He talks about God like no teacher we’ve ever heard! He heals sick people with just His word! He raises the dead people back to life! He prays, and little pieces of fish and bread become enough to feed huge crowds of people! We’ve never seen anyone do such amazing things by God’s power. Who is this Jesus?”** they asked.

**“He’s John the Baptist come back to life,”** thought some people. John the Baptist was a godly man who preached about God but had been captured and killed by King Herod. These people believed God had brought John back to life as Jesus. Was THAT who Jesus was?

*What do you think?*

**Jesus WAS a godly man. He DID preach about God. But, no. He wasn’t John come back to life. Jesus was His own person, and He was Someone far greater than John.**

**“Jesus is a great prophet, like Elijah, from the old days,”** other people said. Prophets were people God sent to tell the people of Israel how to obey Him. Was THAT who Jesus was?

*What do you think?*

**Jesus HAD been sent by God. And like the prophets, Jesus DID tell the people how to obey God. But, no! That’s not who Jesus was either. He was Someone far greater than just a prophet.**

**Well, if He wasn’t John come back to life, or a prophet, just like in the old days, then who WAS Jesus?**

**For three years, Jesus had been showing and telling them who He really was with everything He did and said. Now, it was almost time for Him to die. So, Jesus took His disciples up to Caesarea Philippi, the greatest worship place of fake gods in Israel, to a temple-cave called the “The Gates of Hell.” He had something very important to talk to them about.**

**As they neared that temple-cave, where God’s enemy, Satan, seemed so strong, Jesus used a question to make it clear to His disciples the REAL answer about Himself. And, He would help them understand what that answer meant for His life and theirs. So, Jesus turned to His disciples, and asked, “Who do YOU say that I am?”**

**Peter spoke up right away: “You are the Messiah, the Christ, the Son of the living God, sent to save us.” Peter believed Jesus was the great Forever King God promised to send. This king was to rule the world God’s way and get rid of God’s enemies --those who do not want Him to be king and will not turn from disobeying Him. Was THAT who Jesus was? Did Peter have it right?**

*What do you think?*

**“You are right, Peter. I am the Messiah, the Christ, God’s Forever King,”** Jesus replied. **“God, My Father, has given you this faith to know who I am and believe in Me. And Your faith is just the beginning. God will give this faith to many, and they will become God’s people, the Church. And not even God’s enemy, Satan, or the “Gates of Hell” will defeat it,”** Jesus said. **Jesus was stronger than even the strongest enemy. He was why His Church would endure. He would beat sin and death AND Satan for them!**

**“But shhh, don’t tell anyone who I am just yet,”** Jesus told them. **“Before I rule as king, I must be taken by My enemies to suffer and die on the cross. And on the third day, I will be raised from the dead,”** Jesus explained.

*Story with lines separating paragraphs (text in bold, optional interaction cues in italics)*

**Peter didn't like what Jesus said. "No, Lord. This will not happen to You!" Peter scolded. Peter was sure Jesus had it wrong. Enemies weren't supposed to hurt God's Forever King! No! HE was supposed get rid of God's enemies! HE was supposed to bring an end to sin! HE was supposed to be worshiped by all! The great, Forever King shouldn't suffer and die! He should live Forever! Jesus had it WRONG!**

**"But it was Peter who was wrong. "Stop saying this, Peter!" Jesus replied. "You might think you are trying to protect Me, but you're talking like Satan, God's great enemy. You are tempting Me to disobey God's good plan," Jesus told Peter. "I MUST suffer and die on the cross to save God's people," Jesus insisted.**

**"If you're going to follow Me, you must choose to obey God's plan, too," Jesus told the listening crowd. "You must take up your cross and follow Me. Following Me will be hard. You will have to say "no" to sin, including some of the things the rest of the world enjoys. You may even lose your life to follow Me. But, you will gain something even better: life with God forever," Jesus told them.**

**"I've come to the world this time to suffer and die. But I'll come back again as the great, glorious Forever King over all. Everyone will see Me as I come down from heaven, shiny with the bright glory of God," Jesus said. "The angels of heaven will be with Me when I burst through the sky. Then, I will judge all people," Jesus told them. "I will give out last and fair punishments to all, according to what they have done," He explained.**

**What will the Great Day of Judgment be like? What are the last and fair punishments that Jesus will give out?**

**Years later, Jesus gave John —another of His disciples-- a look at what it would be like. John wrote down what he saw in the Bible book we call Revelation. "I saw a great, white throne with Jesus seated on it. Everyone who has ever lived stood before the throne," John wrote.**

**"Then I saw great books opened up. In one book was written what each person had done in his life. This was the Book of Deeds. Jesus judged each person fairly, according to what each had done," John wrote. "Those who had chosen to keep on disobeying God and did not trust in Jesus as their Savior were sent out of God's presence forever. How sad it will be for these people!" John said.**

**"But there was another book. It was called the Book of Life," John wrote. "In this book were written the names of all of God's people --all who had turned away from disobeying God and trusted in Jesus as their Savior," he explained. "These people were sinners, too, but there will be no punishment for their sins. Instead, they will be rewarded as if they had lived the perfect life that Jesus had lived. Why? Because Jesus paid for their sins already when He suffered and died on the cross."**

**"These people will never leave God's presence. They will live with Him, enjoying His Perfect Wonderfulness as His dearly-loved people forever," John wrote. "There will no more sickness, sadness, sin, or death for them. Only happiness forever."**

**Oh, what a day that will be, when Jesus comes back as the Forever King and judges all people fairly! Only God knows exactly when that day will come, but we can be ready for it, whenever it is. How? By turning away from our sins and trusting in Jesus as our Savior. Thank You, Jesus, for being merciful Savior now, so we can enjoy You as our good, Forever King on that day!**

**Cracking the Case:** (story wrap-up for Listening Assignments)

It's time to see how we did with our Listening Assignment.

**Detective Dan's Lesson 1 Listening Assignment:**

**1. Who will come back at the end of time?** Jesus will.  
**2. What are the two, big books? What will He do with the two, big books?** One book, the Book of Deeds, is the book that tells about every person's life—everything they've done, both good and bad. The other book is called "The Book of Life." It has the names of everyone who turned away from their sins and trusted in Jesus as their Savior. Jesus will judge all people fairly with these books. He will give them their final reward or punishment, according to how they have lived and whether they have asked God to forgive their sins through Jesus.

**For You and Me:**

It can be scary thinking about the day that Jesus comes back and judges each of us for what we have done. But the good news is that all who turn away from their sins and trust in Jesus as their Savior can rejoice on that day! Yes, they have done many bad things, just like everyone else. But they asked God to forgive their sins through Jesus. They are forgiven. They will not be punished for their sins since Jesus paid for them already. Because of Jesus, they are God's people, and they will be forever and ever. God can help us be ready for that day. He can forgive our sins and make us His dearly-loved people, when we turn away from our sins and trust in Jesus as our Savior. Ask Him to help you! He loves to answer this prayer.

**Detective Dan's Lesson 2 Listening Assignment:**  
**Our Bible Verse is Revelation 22:12-13, ESV**

"Behold, I am coming soon, bringing my recompense with me, to repay each one for what he has done. I am the Alpha and the Omega, the first and the last, the beginning and the end."

**1. Who is coming back?** Jesus is.  
**2. What will He do He comes back?** Jesus will judge all people fairly.

**For You and Me:**

It can be scary thinking about the day that Jesus comes back and judges each of us for what we have done. But the good news is that all who turn away from their sins and trust in Jesus as their Savior can rejoice on that day! Yes, they have done many bad things, just like everyone else. But they asked God to forgive their sins through

Jesus. They are forgiven. They will not be punished for their sins, since Jesus paid for them already. Because of Jesus, they are God's people and they will be forever and ever. God can help us be ready for that day. He can forgive our sins and make us His dearly-loved people, when we turn away from our sins and trust in Jesus as our Savior. Ask Him to help you! He loves to answer this prayer.

**Detective Dan's Lesson 3 Listening Assignment:**

Our six clues were: two books, John, a bus, Jesus, the forever king, the cross, and a hot dog.

**1. Which four belong in our story?**

The two books, John, Jesus, the forever king and the cross belong. The bus and the hot dog do not.

**2. Who will praise God on the day that Jesus comes back? What will Jesus have done for them already that will make them so happy? God's people will praise God on that day. Because Jesus has already paid for their sins, they will not have to receive God's punishment. They will get to go to live with God forever.**

**For You and Me:**

It can be scary thinking about the day that Jesus comes back and judges each of us for what we have done. But the good news is that all who turn away from their sins and trust in Jesus as their Savior can rejoice on that day! Yes, they have done many bad things, just like everyone else. But they asked God to forgive their sins through Jesus. They are forgiven. They will not be punished for their sins since Jesus paid for them already. Because of Jesus, they are God's people, and they will be forever and ever. God can help us be ready for that day. He can forgive our sins and make us His dearly-loved people, when we turn away from our sins and trust in Jesus as our Savior. Ask Him to help you! He loves to answer this prayer.

**The Gospel** (story wrap-up if NOT using Listening Assignments)**Our Bible Truth is:**

**What Will Happen When Jesus Comes Back?  
 God Will Make Everything New...  
 Jesus Will Judge All People Fairly!**

It is scary to think about God's punishment for sin, isn't it? But we don't have to be scared. We can be ready for that Day. We can turn away from our sins, trust in Jesus as our Savior and live our lives to please God. All who do, have their names written in that wonderful Book of Life. They are forgiven of their sins and become God's dearly-loved people. They will get to love, know, and enjoy God forever, and that will be truly the most wonderful thing that we will ever know!

*Close in prayer.*

**Closing ACTS Prayer**

- A** We praise You, Jesus, for being the good Judge who will give out fair rewards and punishments to all people at the end of time. We praise You for being the Savior who offers to forgive us and make us God's people, so we can live with You and celebrate on that day You judge us all.
- C** Jesus, we know that we are all sinners. We have all disobeyed God's laws. We can never deserve to be God's people on our own. We need You to be our Savior!
- T** Thank You, Jesus, that we do not have to depend on our own goodness on the day You judge us. Thank You for dying on the cross to save all who turn away from their sins and trust in You as their Savior. Thank You that You will judge all who do according to Your perfect life, not their own. You have taken God's punishment in their place. They are forgiven. If we trust in You, we don't have to fear Your punishment on that day. We can look forward in excitement to life with You forever.
- S** Work in our hearts! Help us all to turn away from our sins and trust in You as our Savior. Help us to do good things with the gifts You have given us. Help us to love You and love others. Come back soon, Jesus! In Jesus' name we pray, Amen.



**Big Question 16, Bible Truth 1 Overview: Key Concepts**

p.1

**Unit 16: Jesus, the Returning King**

**Unit Big Question (and Answer):** What Will Happen When Jesus Comes Back?  
God Will Make Everything New!

**Unit Bible Verse:** “And he who was seated on the throne said, “Behold, I am making all things new...It is done! I am the Alpha and the Omega, the beginning and the end.”--Revelation 21:5-6, ESV

**Bible Truth 1 Concept: God Will Make Everything New... Jesus Will Judge All People Fairly!**

When Jesus comes back, He will gather everyone who has ever lived before Him to be judged fairly. All the people who are alive when Jesus comes back, will stand before Him. All the people who were already dead will come out of the places they are buried and appeared before Him, too. Millions and millions, billions and billions of people.

There will be more people than WE can know or count standing before Jesus on that day. But they won't be too many for Jesus. Jesus is God's Son. He knows everyone completely. Nothing is hidden from Him. And on that day, Jesus will sit on His throne (king's chair) and will judge all of us. What does it mean to judge? It means that Jesus will think fairly about what each person did with the life God gave them. Did they love God and serve Him? Did they love others? How did they use the good gifts God gave them? And most importantly, did they turn away from their sins and trust in Jesus as their Savior... or, did they refuse Him?

It will be the saddest of days for all who refused to turn away from their sins and trust in Jesus as their Savior. The day for forgiveness and mercy will be over. Now, they will be separated from God and everything good forever. Satan and all the angels who rebelled against God will receive this final, terrible punishment, too. Oh, how I wish that everyone would turn away from their sins and trust in Jesus instead of receiving God's punishment!

But what about God's people? How will Jesus fairly think about them? Didn't they disobey God, too? Shouldn't they be separated from God, too? Yes, they did disobey God, too. Yes, they deserve to be separated from God; but instead, they will receive wonderful, eternal life with God on that day! Why? Because they turned away from their sins and asked for God's forgiveness. They trusted in Jesus as their Savior, and He paid for their sins when He died on the cross. Because of Jesus, this will be a day of praise for them. Jesus will reward them for the good works they did in His name. And best of all, they will get to live happily with God in special closeness forever. We can be ready for that day, too, if we turn away from our sins and trust in Jesus as our Savior. This is how we become God's people.

**Bible Truth 1 Bible Verse: Revelation 22:12-13, ESV**

“Behold, I am coming soon, bringing my recompense with me, to repay each one for what he has done. I am the Alpha and the Omega, the first and the last, the beginning and the end.”

**Learn a Little:** “I am coming soon to repay each one for what he has done.”

**Meaning**

One day, Jesus will come back. He will bring an end to sin and death. He will fairly judge everyone. Oh, what an awful day it will be for those who did not turn away from their sins and trust in Jesus! There will be no good reward for them. Only God's punishment for their sins. How sad!

But the day Jesus comes back will be a wonderful day of celebration for God's people! He will reward the good things that God did through them. And because they did turn away from their sins and trusted in Him as their Savior, they will go to live with Him forever in the new heaven and earth He will create for them. We will be there on that day, too. It can be a day of celebration for us, too, if we turn away from our sins and trust in Jesus as our Savior.

**Big Question 16, Bible Truth 1 Overview: Key Concepts**

p.2

**Bible Truth 1 ACTS Prayer**

- A** We praise You, Jesus, for being the good Judge who will give out fair rewards and punishments to all people at the end of time. We praise You for being the Savior who offers to forgive us and make us God's people, so we can live with You and celebrate on that day You judge us all.
- C** Jesus, we know that we are all sinners. We have all disobeyed God's laws. We can never deserve to be God's people on our own. We need You to be our Savior!
- T** Thank You, Jesus, that we do not have to depend on our own goodness on the day You judge us. Thank You for dying on the cross to save all who turn away from their sins and trust in You as their Savior. Thank You that You will judge all who do according to Your perfect life, not their own. You have taken God's punishment in their place. They are forgiven. If we trust in You, we don't have to fear Your punishment on that day. We can look forward in excitement to life with You forever.
- S** Work in our hearts! Help us all to turn away from our sins and trust in You as our Savior. Help us to do good things with the gifts You have given us. Help us to love You and love others. Come back soon, Jesus!

In Jesus' name we pray, Amen.

**Bible Truth 1 Story****The Case of the Two, Big Books**

*Matthew 16; Mark 8:27-38, Revelation 20:11-15*

**Songs Used in Bible Truth 1**

Big Q & A 16 Song

Big Question 16 Song: What Will Happen When Jesus Comes Back?

Big Question 16 Bible Verse Song: And He Who Was Seated Revelation 21:5-6, ESV

*Extra Big Question 16 Bible Verse Song: I Am Making All Things New Revelation 21:5, NIV 1984*

Big Question 16 Hymn: At the Name of Jesus, v.1

Big Question 16 Praise Song: He Is Lord

Bible Truth 1 Bible Verse Song: Behold, Behold Revelation 22:12-13, ESV

*Bible Truth 1 Extra Bible Verse: Henceforth There Is 2 Timothy 4:8, ESV*

*Bible Truth 1 Extra Bible Verse: The Day of the Lord 2 Peter 3:10-13, ESV*

*Bible Truth 1 Extra Bible Verse: When You Hear of Wars Mark 13:7-10,26,27, ESV*

*Bible Truth 1 Extra Bible Verse: God Is Just 2 Thessalonians 1:6-10, NIV 1984*

listen to or download songs for free at <https://praisefactory.org>: Deep Down Detectives Music page



---

## Go and Tell Bible Truth Concept Craft

---

### Jesus Has Taken the Punishment for God's People's Sins Card

#### Craft Description

The children will make a card that reminds them that while we are all sinners who deserve God's punishment for their sins, all who turn away from their sins and trust in Jesus as their Savior are forgiven of their sins. There will be no final punishment for their sins. Jesus has taken that punishment for them when He died on the cross.

#### Materials

White paper or cardstock  
Markers or crayons  
Hair colored yarn, jiggly eyes  
Glitter glue, gold colored, if desired.  
Glue

#### Preparations

1. Make copies of the two sides of the sign onto separate pieces of paper, preferably cardstock.
2. Set out decorating supplies.

#### Introducing the Craft:

"Our Big Question is: "What Will Happen When Jesus Comes Back? God Will Make Everything New...Jesus Will Judge All People Fairly!" That's something very good to know. But many people don't know that. So, do you know what God wants us to do? He wants us to go and tell others this very important news. So today we are going to make something we can show and tell them, too. Here's what it looks like... (Hold up example of craft)."

#### Directions

1. Show children your finished craft, reading the words to them.
2. Have the children decorate the sad face on the front cover with markers/crayons only.
3. Have the children color in the cross and decorate the smiley face on the inside of the card.
4. Add gold glitter glue "glory" squiggles" around smiley face.
5. Make sure to write each child's name on their craft.
6. If you have time, you can practice saying the words on the card.

#### Discussion

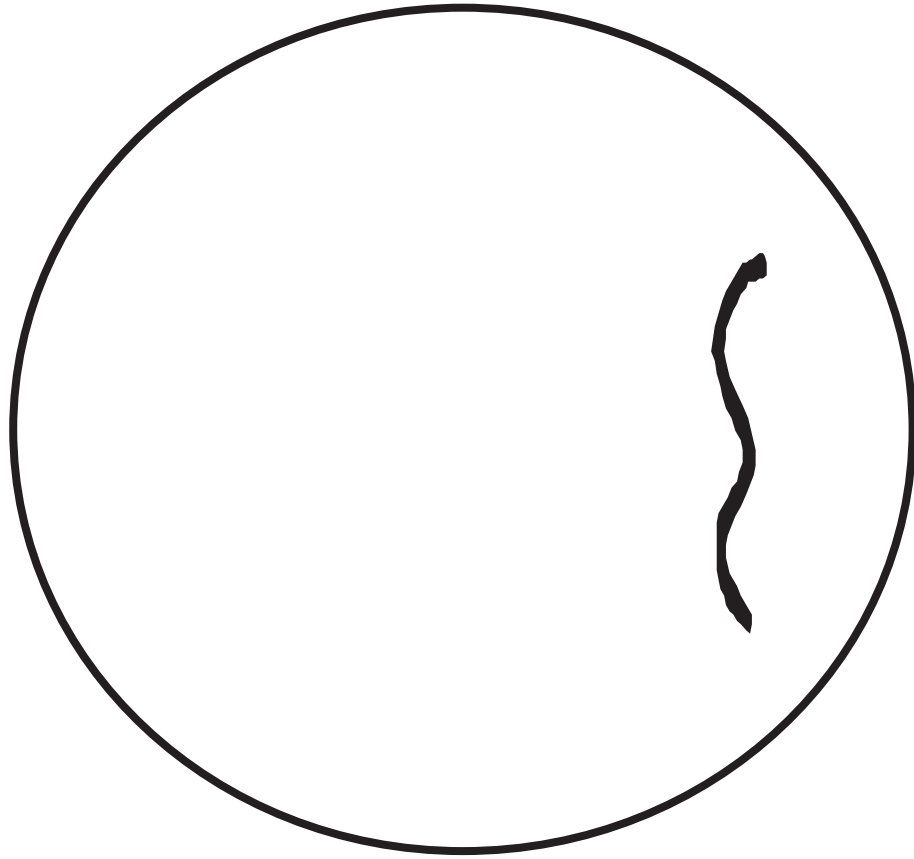
This is an especially good time to re-read the key concepts and discuss them. See the Deep Down Discussion Sheet for possible questions to talk about. This is an especially good time to remind the children that God offers forgiveness of sins through Jesus.

#### Craft Wrap-Up:

"At the end of our time together today, you get to take home your Go and Tell crafts. And what are you going to do with them? Show and tell someone the important news you've learned today: "What Will Happen When Jesus Comes Back? God Will Make Everything New...Jesus Will Judge All People Fairly"! Remind them how they can become God's people, too, when they turn away from their sins and trust in Jesus as their Savior.

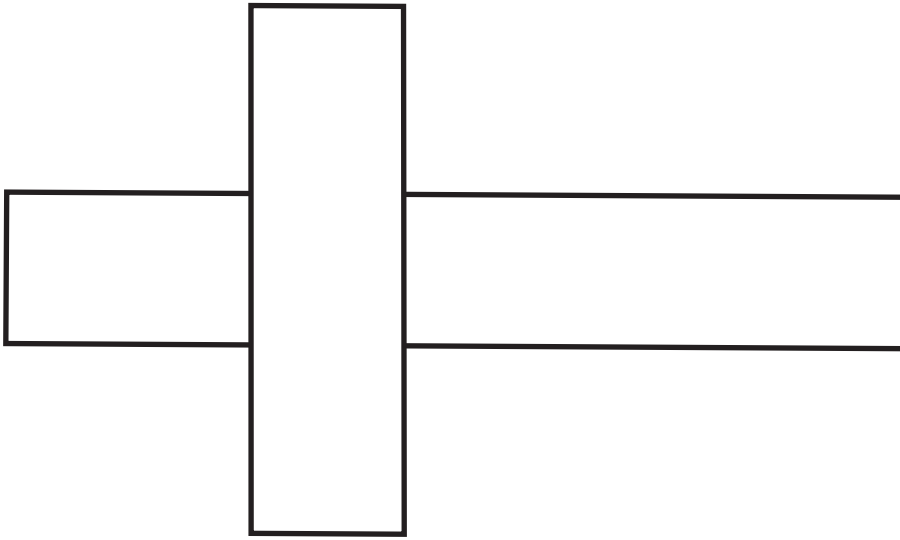


**We all are sinners!  
When Jesus comes back,  
we deserve God's punishment!**




**BUT, I have some good, good news...**

**All who trust in Jesus as their Savior  
and turn away from their sins  
will be forgiven!**




**They will live with God, forever happy!  
Now, that's good, good news!**



**What Will Happen When Jesus Comes Back? God Will Make Everything New...  
Jesus will judge all people fairly!**

"Behold, I am coming soon, bringing my recompense with me, to repay each one for what he has done." Revelation 22:12, ESV



What Will Happen When Jesus Comes Back? God Will Make Everything New... Jesus Will Judge All People Fairly! It is scary to think about God's punishment for sin, isn't it? But we don't have to be scared. We can be ready for that Day. We can turn away from our sins, trust in Jesus as our Savior and live our lives to please God. All who do, have their names written in that wonderful Book of Life. They are forgiven of their sins and become God's dearly-loved people. They will get to love, know, and enjoy God forever, and that will be truly the most wonderful thing that we will ever know!

### The Case of the Two, Big Books Jigsaw Puzzle Page

Matthew 16; Mark 8:27-38, Revelation 20:11-15

Make copies of picture and cut out into an appropriate number of pieces for your children.  
Or, you can print out color versions of this puzzle by downloading it from [praisefactory.org](http://praisefactory.org).

What Will Happen When Jesus Comes Back? God Will Make Everything New... Jesus Will Judge All People Fairly! It is scary to think about God's punishment for sin, isn't it? But we don't have to be scared. We can be ready for that Day. We can turn away from our sins, trust in Jesus as our Savior and live our lives to please God. All who do, have their names written in that wonderful Book of Life. They are forgiven of their sins and become God's dearly-loved people. They will get to love, know, and enjoy God forever, and that will be truly the most wonderful thing that we will ever know!




**CAN YOU GUESS BIBLE TRUTH 2:**  
**What Will Happen When Jesus**  
**Comes Back?**  
**God Will Make Everything New...**

**God's People Will**

-----

**Happily with God Forever !**

**HINT: Where someone makes**  
**their home? It starts with**  
**an "I" and it rhymes with "give."**



# Deep Down Detective Devotion: Unit 16, Bible Truth 2, Lesson 1



**Big Question 16:** What Will Happen When Jesus Comes Back?

**Answer:** God Will Make Everything New... Jesus Will Judge All People Fairly!

## Bible Truth 2 Meaning

Have you ever been to a wedding? If you have, perhaps you've watched how happy the bride (woman) and groom (man) are to get married. They love each other so much and love being together. They are so happy on their wedding day! It's the day they begin to live the rest of their lives together. The Bible says that Jesus is like a groom waiting for the day of His wedding. Not because He's going to get married to a woman, but because He is waiting to be joined forever with God's people, whom He loves so much. They are like a bride to Him. At the end of world, it will be like a wedding day for Jesus and God's people. That will be the day when, at last, Jesus and God's people start living together in the new heaven and earth, He's creating for them. There will be a great celebration called the Wedding Feast of the Lamb ("the Lamb" is a nickname for Jesus that reminds God's people that He died to save them). What a lot there will be to celebrate! Jesus will rule as king forever. All of God's people will love Him and obey Him all the time. There will never be any sadness or hurting or dying anymore. Best of all, God's people will be completely filled up with knowing and enjoying God and each other in a way that can only be described as Perfect Wonderfulness. And it will be like this forever and ever and ever. We can become God's people, too, when we turn away from our sins and trust in Jesus as our Savior.

## How do I know this is true? The Bible tells me so!

"Hallelujah! For the Lord our God the Almighty reigns. Let us rejoice and exult and give him the glory, for the marriage of the Lamb has come, and his Bride has made herself ready." -- Revelation 19:6-7, ESV

## Some Questions for You

1. Who is like a groom waiting for his wedding day? *Jesus is.*
2. Who is Jesus waiting to live with? *God's people, forever.*
3. Where will Jesus and God's people live together forever? *The new heaven and earth.*
4. What is the Wedding Feast of the Lamb? *The big celebration of God's people and Jesus living together forever.*
5. Who will rule as king forever? *God will.*
6. What will not be in the new heaven and earth? *Death, sadness, pain, anything evil.*
7. How long will God's people and Jesus live together happily? *Forever and ever.*
8. How can we become God's people? *By turning away from our sins and trusting in Jesus as our Savior*

## Let's Pray!

- A** We praise You, Jesus! You are the great King who now rules over everything in heaven and will return one day. You will do away with sin, sadness, and death. You will be the great King over the new heaven and earth forever.
- C** Jesus, we know that we disobey You and all of God's good laws. We can never be good enough on our own to deserve to live with You when You return. We ask You to forgive us! Be our Savior, so we can be God's people and live with You forever.
- T** Thank You, Jesus, for coming to be our Savior! Thank You that we can be God's people when we turn away from our sins and trust in You as our Savior. Thank You for promising to get rid of sin, sadness, and death when You come back again. Thank You that You will create a perfect, new world for God's people to enjoy with You forever.
- S** Work in our hearts. Help us to turn away from our sins and trust in You, Jesus, as our Savior. Help us to love You and live for You today. Help us to look forward to the day when You come back and make all things new. Come back soon, Jesus!  
In Jesus' name we pray, Amen.

## Let's Sing about What We're Learning!

Go to the *Deep Down Detectives Parent Resources for Unit 16* to get the Bible story and many more resources and songs for this unit at [praisefactory.org](http://praisefactory.org)

**Big Q & A 16 Song** from *Deep Down Detectives ESV Songs 16, track 12*

(adapted version of (adapted version of "The Bear Went Over the Mountain)

What will happen when Jesus comes back?	God will make everything new,
What will happen when Jesus comes back?	God will make everything new.
What will happen when Jesus comes back?	What will happen when Jesus comes back?
God will make everything new.	What will happen when Jesus comes back?
	What will happen when Jesus comes back?
	God will make everything new.

**Big Question 16 Action Rhyme Song** from *Deep Down Detectives ESV Songs 16, track 13*

What will happen when Jesus comes back?  
God will make everything new.

### Refrain:

He'll make ev'rything new,  
When He bursts through the blue.  
No more sin, sickness, dying,  
Only life, pure and good.  
That's what will happen  
When Jesus comes back!  
Oh, Lord, come quickly,  
Lord Jesus, come back!


### Verse 1

What will happen when Jesus comes back?  
This heav'n and earth will end, that's a fact!  
God will destroy it, A perfect, new one  
make.  
The home of God with His people always.  
*Refrain*

### Verse 2

What will happen when Jesus comes back?  
All God's enemies will get the sack!  
Sin, sickness, death will all be defeated,  
On the throne forever, Jesus be seated.  
*Refrain*





**“Hallelujah! For the Lord our God the Almighty reigns. Let us rejoice and exult and give him the glory, for the marriage of the Lamb has come, and his Bride has made herself ready.”**

**Revelation 19:6-7, ESV**

## Deep Down Detective Devotion: Unit 16, Bible Truth 2, Lesson 2



**Big Question 16:** What Will Happen When Jesus Comes Back?

**Answer:** God Will Make Everything New... God's People Will Live Happily with God Forever!

**How do I know this is true? The Bible tells me so:**

"Hallelujah! For the Lord our God the Almighty reigns. Let us rejoice and exult and give him the glory, for the marriage of the Lamb has come, and his Bride has made herself ready." -- Revelation 19:6-7, ESV

**Learn a Little:** "Hallelujah! For the Lord our God the Almighty reigns."

**Meaning:**

This song is full of Bible words! "Hallelujah" is a Bible word that means "Praise the Lord." That's exactly what God's people will be doing when Jesus comes back to take them home to live with Him in the new heaven and earth forever! "The Lamb" is a nickname for Jesus, who died on the cross as the perfect payment for the sins of God's people. Jesus has given God's people the nickname of "His Bride." They are His special people who He loves so much and will be joined to them forever. How happy they will live together, forever and ever. They will rejoice with a big celebration! We can become God's people when we turn away from our sins and trust in Jesus as our Savior.

**Some Questions for You**

1. What does "hallelujah" mean? *It is a Bible word that means "Praise the LORD!"*
2. Why will God's people be praising the LORD at the end of time? *Because He will at last be their king and they will live with Him.*
3. What will life between Jesus and God's people like in heaven? *It will be happy like a bride and a groom who have just gotten married. They will be so happy to be living together at last! But it will be even better than that because Jesus will get rid of all sin and death. There will only be happiness and it will never, ever end.*
4. Who is "the Lamb" a nickname for? Why? *For Jesus. Lambs were used as a worship gift giving to God, long, long ago. Jesus gave up His life as the perfect worship gift and full payment for the sins of God's people. He was willing to die for their sins, so they could be God's people forever.*
5. How can we become God's people? *By turning away from our sins and trusting in Jesus as our Savior.*

**Let's Pray!**

- A** We praise You, Jesus! You are the great King who now rules over everything in heaven and will return one day. You will do away with sin, sadness, and death. You will be the great King over the new heaven and earth forever.
- C** Jesus, we know that we disobey You and all of God's good laws. We can never be good enough on our own to deserve to live with You when You return. We ask You to forgive us! Be our Savior, so we can be God's people and live with You forever.
- T** Thank You, Jesus, for coming to be our Savior! Thank You that we can be God's people when we turn away from our sins and trust in You as our Savior. Thank You for promising to get rid of sin, sadness, and death when You come back again. Thank You that You will create a perfect, new world for God's people to enjoy with You forever.
- S** Work in our hearts. Help us to turn away from our sins and trust in You, Jesus, as our Savior. Help us to love You and live for You today. Help us to look forward to the day when You come back and make all things new. Come back soon, Jesus! In Jesus' name we pray, Amen.

**Let's Sing Our Bible Verse!**

**Hallelujah, Hallelujah! Revelation 19:6-7**


*from Deep Down Detectives ESV Songs 16, track 23*

Hallelujah, hallelujah, the Lord, our God reigns,  
Hallelujah, hallelujah,  
The Lord our God, the Almighty reigns.

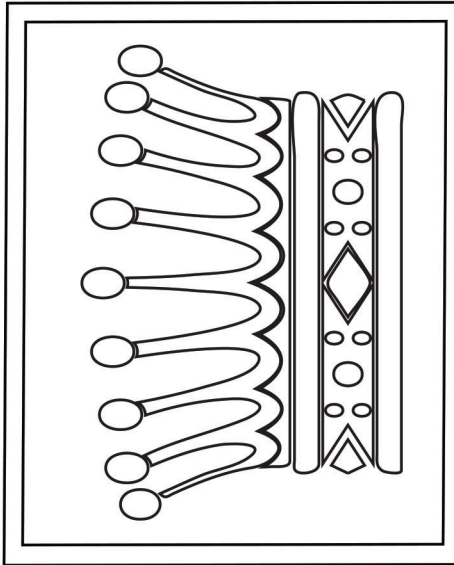
Let us rejoice and exult,  
And give Him the glory,  
For the marriage of the Lamb has come,  
And his Bride has made herself ready.

Hallelujah, hallelujah, the Lord, our God reigns,  
Hallelujah, hallelujah,  
The Lord our God, the Almighty reigns.  
Revelation Chapter Nineteen, verses six and seven.


Which four of these clues belong in our story? Which two do not? Put an X in the boxes of the four that belong.




A Man Named Abraham




A Crown



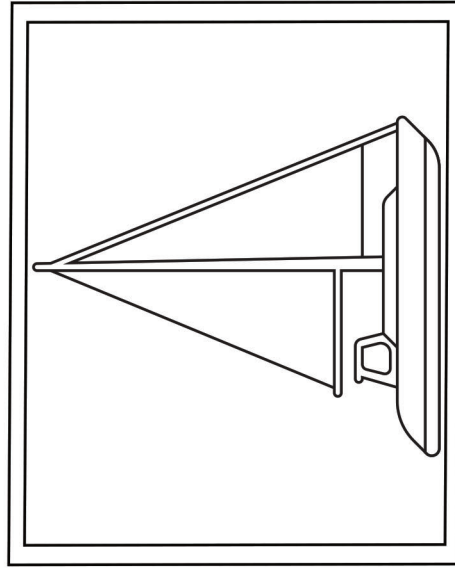
A Mouse



A Fake God



A Soldier



A Boat

Answer: Abraham, the crown, the fake god and the soldier belong. The mouse and the boat do not.

## Deep Down Detective Devotion: Unit 16, Bible Truth 2, Lesson 3



**Big Question 16:** What Will Happen When Jesus Comes Back?

**Answer:** God Will Make Everything New... God's People Will Live Happily with God Forever!

### Bible Truth 2 Meaning

Have you ever been to a wedding? If you have, perhaps you've watched how happy the bride (woman) and groom (man) are to get married. They love each other so much and love being together. They are so happy on their wedding day! It's the day they begin to live the rest of their lives together. The Bible says that Jesus is like a groom waiting for the day of His wedding. Not because He's going to get married to a woman, but because He is waiting to be joined forever with God's people, whom He loves so much. They are like a bride to Him. At the end of world, it will be like a wedding day for Jesus and God's people. That will be the day when, at last, Jesus and God's people start living together in the new heaven and earth, He's creating for them. There will be a great celebration called the Wedding Feast of the Lamb ("the Lamb" is a nickname for Jesus that reminds God's people that He died to save them). What a lot there will be to celebrate! Jesus will rule as king forever. All of God's people will love Him and obey Him all the time. There will never be any sadness or hurting or dying anymore. Best of all, God's people will be completely filled up with knowing and enjoying God and each other in a way that can only be described as Perfect Wonderfulness. And it will be like this forever and ever and ever. We can become God's people, too, when we turn away from our sins and trust in Jesus as our Savior.

### How do I know this is true? The Bible tells me so!

"Hallelujah! For the Lord our God the Almighty reigns. Let us rejoice and exult and give him the glory, for the marriage of the Lamb has come, and his Bride has made herself ready." -- Revelation 19:6-7, ESV

### Some Questions for You

1. What did the LORD promise God's people through Abraham? *That one of his sons would be a blessing to all the people of the world.*
2. What did the LORD promise God's people through David? *That one of his sons would rule as the Forever King.*
3. Had the people of Israel been faithful to the LORD, as they had promised Him? *No, they had not. Most of the time, they and their kings disobeyed Him. They deserved God's punishment, not these wonderful promises to be answered.*
4. Would the LORD still answer these promises, even though the people of Israel had been so sinful? *Yes, He would.*
5. Who was the son of Abraham who would come and bless all people? *Jesus. He would come to be the Savior for all people, from all places, who turn away from their sins and trust in Jesus as their Savior.*
6. Who was the Forever King, the son of David, who will come one day and bring God's Kingdom forever? *Jesus is. One day He will come back and get rid of all sin and death forever.*
7. What will the world be like when Jesus comes back? *God will make everything new. He will create a new heaven and earth. There will be no more sadness or death or disobeying God. He will live with His people forever and it will be so very, very wonderful.*
8. What can we do to be God's people and share life with God's great Forever King, Jesus? *We can turn away from disobeying God and trust in Jesus as our Savior.*

### Let's Pray!

- A** We praise You, Jesus! You are the great King who now rules over everything in heaven and will return one day. You will do away with sin, sadness, and death. You will be the great King over the new heaven and earth forever.
- C** Jesus, we know that we disobey You and all of God's good laws. We can never be good enough on our own to deserve to live with You when You return. We ask You to forgive us! Be our Savior, so we can be God's people and live with You forever.
- T** Thank You, Jesus, for coming to be our Savior! Thank You that we can be God's people when we turn away from our sins and trust in You as our Savior. Thank You for promising to get rid of sin, sadness, and death when You come back again. Thank You that You will create a perfect, new world for God's people to enjoy with You forever.
- S** Work in our hearts. Help us to turn away from our sins and trust in You, Jesus, as our Savior. Help us to love You and live for You today. Help us to look forward to the day when You come back and make all things new. Come back soon, Jesus! In Jesus' name we pray, Amen.

### Let's Praise God Right Now!

#### Big Q & A 16 Hymn: At the Name of Jesus

from *Deep Down Detectives ESV Songs 16, track 16*

##### Verse 4

Watch! for this Lord Jesus will come again,  
With His Father's glory o'er the earth to reign,  
For the day is coming when each knee shall bow,  
So let hearts confess Him

King of glory now, King of glory now.

Words: adapted from Caroline M. Noel

#### Big Question 16 Praise Song: He Is Lord

from *Deep Down Detectives ESV Songs 16, track 17*

He is Lord, He is Lord!  
He is risen from the dead and He is Lord!  
Ev'ry knee shall bow,  
Ev'ry tongue confess,  
That Jesus Christ is Lord.

**Deep Down Devotions: Unit 16, Bible Truth 2 Story Concepts****P.1****The Case of the Promise Keeper**

*Isaiah 1,2,6,24,25,49,52-53,60,65,66; Daniel 3; Revelation 21*

Dear Parents,

**Big Question #16 is: "What Will Happen When Jesus Comes Back?"** Your child is learning that "God Will Make Everything New... God's People Will Live Happily with God Forever."

Here's a copy of the Bible story they are learning along with the "Listening Assignment" for each lesson. These assignments provide a different teaching emphasis for each lesson, helping the children dig deeper into each Bible truth. They match up with your child's take home for each lesson. We hope that these resources help your family to dig down deeper into the truths of God's Word!" Happy digging!

•many more resources for this Big Question can be found online at [www.praisefactory.org](http://www.praisefactory.org)•

**Listening Assignments**

**"Hey, Kids! Detective Dan, here. Listen carefully to the story and help me answer these questions:**

**Detective Dan's Lesson #1 Listening Assignment:**

I need to know:

- 1. What promises were the people of Israel waiting to come true?**
- 2. Who has come and will come again, so that all these promises come true?**

**Detective Dan's Lesson #2 Listening Assignment:****Our Bible Verse is Revelation 19:6-7, ESV**

"Hallelujah! For the Lord our God the Almighty reigns. Let us rejoice and exult and give him the glory, for the marriage of the Lamb has come, and his Bride has made herself ready."

I need to know:

- 1. Who were the people of Israel looking forward to coming and being their Forever King?**
- 2. What was the name of that king?**

**Detective Dan's Lesson #3 Listening Assignment:**

I found six clues, but two of them are **NOT** in the story.

They are: a man named Abraham, a crown, a mouse, a fake god, soldier, and a boat  
*Hold each of them up for the children to see as you identify them.*

I need to know:

- 1. Which four belong in the story and which two don't?**
- 2. Who is the promised Forever King? Who will praise Him forever?**

**Read the assignment questions, THEN SAY,**

"Ok, Deep Down Detectives! Put on your best listening ears and see if you can hear the answers to Detective Dan's questions. When I finish telling the story, we will see if we can answer all the questions."

*Read the Bible Truth story, answer questions, present the gospel and lead in prayer.  
Answers to questions; the gospel; and, ACTS prayer are included with the story text.*

**The Case of the Promise Keeper** *Isaiah 1,2,6,24,25,49,52-53,60,65,66; Daniel 3: Revelation 21*

*Story with lines separating paragraphs (text in bold, optional interaction cues in italics)*

**“Promises, promises! When will the LORD ever give us what He promised?”** the people of Israel wanted to know.

Long ago, the LORD promised Abraham that a son from his family, the people of Israel, would bless all peoples in the world. But where was this special blessing? He **STILL** had not come!

Promises, promises! The LORD promised this son would also come from King David’s family. He would be the Forever King and would rule over God’s people for all eternity. How happy would life be with Him in charge!

No wonder the people longed for this special Son to come. Their lives were so unhappy, and it was their own fault. Instead of keeping God’s good laws, they had chosen to break them, again and again. Instead of worshiping the LORD, they had chosen to worship fake gods, again and again. And, instead of learning God’s Word, they had chosen to forget it, again and again. So, instead of pouring out His blessings upon them, the LORD had to discipline them, again and again.

**“March, march, march!”** came the mighty soldiers of Babylon into Judah and Jerusalem. **“Crash, smash, burn!”** down went their houses, and even the Temple, the LORD’s beautiful worship place. Then, **“Tromp, tromp, tromp,”** off went the people of Israel to Babylon, where they had to work hard for their enemies.

How sad the people of Israel were in the faraway land of their enemies! But they knew this was the LORD’s punishment, and they knew they deserved it. Now, they were so very, very sorry. They wanted to turn back to the LORD, but was it too late? Were God’s promises to them really gone?

*What do you think? Was it too late?*

The LORD gave them His answer through His prophets, Isaiah, and Daniel. It was good news. **“Though your sins are so many, I, Myself, will provide the way for you to be forgiven,”** the LORD told the people. **“I have not forgotten My promises. I will keep them all. I won’t punish you forever. When seventy years have passed, I will bring you back home,”** He promised them.

That was great news, but the LORD had more, even **BETTER** news for them: **“A son of Abraham will STILL come and bless all the peoples of the world. This son of David will STILL come and rule as the Forever King,”** the LORD promised. **“But He won’t be just a son of Abraham and a son of David,”** the LORD told them. **“He will be MY Son, the Son of God. He will die for the sins of all My people. Then, He will rise from the dead, in victory over sin and death,”** the LORD said through Isaiah.

**“Then, at the end of time, My Son will return to earth,”** the LORD promised. **“He will judge all people fairly. Those who have NOT turned to the LORD will be separated from God forever. The time to receive God’s forgiveness will be passed for them. It will be a very, very sad day for those people.”**

*Story with lines separating paragraphs (text in bold, optional interaction cues in italics)*

**“But how wonderful it will be for God’s people, all who turned away from their sins and trusted in Him as their Savior. I will create a new heaven and earth for them to live in with Me. It will be a wonderful, new world of perfect happiness,” the LORD said through His prophets. “NEVER will there be sadness or death. NEVER will anyone disobey Me anymore. They will delight to worship Me,” the LORD told the people of Israel. “And the Forever King, will rule on and on, and God’s people will live in the bright light of His glory forever,” the LORD promised the people.**

**Oh, what wonderful promises these were for those people of Israel, far away in the land of their enemies! How good the LORD is to His people! His love is more than they could ever deserve. God WOULD forgive and save all who turned back to Him in faith and repentance.**

**Promises, promises. Did God keep His promises to the people of Israel?**

*What do you think?*

**Yes, He did!**

**At just the right time, the LORD rescued them from their enemies and led them back home to Jerusalem. There was so much to do, but oh, how good it was to be home!**

**And, at just the right time, God sent the special Son—Abraham’s son, David’s son, GOD’S SON! He came to bless all the peoples of the world, and to save God’s people from their sins. He was born in Bethlehem one night, and angels sang and rejoiced at His birth. Do you know His name? I bet you do!**

*Can you tell me?*

**It’s Jesus!**

**That little baby, Jesus, grew up to be a man, a perfect man --the ONLY person who never, ever disobeyed God. He taught about God and He did amazing things.**

**He suffered and died on the cross for the sins of God’s people and was buried in a cave-grave. But on Day Three, Jesus rose up from the dead in victory. Jesus had beaten sin and death for God’s people! For forty days, Jesus spent time with His disciples, teaching them many things. Then, up to heaven, Jesus went, and He is there now, ruling as the Forever King.**

**Promises, promises. One day, God will keep the last of His promises. On that wonderful day, Jesus will come back to this world again. Everyone will see Him as He comes through the clouds.**

**Then, Jesus will judge all people fairly. This old, broken world will be gone, and He will create a new, perfect world in its place.**

**And in this wonderful, new, home God’s people will live with God forever. At last, they will get to know and enjoy Him fully. At last, they will get to know and enjoy each other fully, too. Sickness, sadness, sin, and death will be gone forever. It will be Perfect Wonderfulness that will never end. Come, Lord Jesus, come! Amen!**

**Cracking the Case:** (story wrap-up for Listening Assignments)

It's time to see how we did with our Listening Assignment.

**Detective Dan's Lesson #1 Listening Assignment:**

I need to know:

- 1. What promises were the people of Israel waiting to come true?** God's promise to send a Son who would bless all nations and who would be the Forever King.
- 2. Who has come and will come again, so that all these promises come true?** Jesus!

**For You and Me:**

Like the people of Israel, we have all chosen to disobey God we all deserve His punishment. But through Jesus, God offers forgiveness for our sins. And the same promises that the people of Israel were waiting to come true will be promises that we're waiting to come true, too. What a wonderful day it will be when Jesus comes back to reign as the great, Forever King! God's people live with Him forever. It can be a happy day for us, too, if we turn away from our sins and trust in Jesus as our Savior. Ask God to help you do this. He loves to answer this prayer!

**Detective Dan's Lesson #2 Listening Assignment:****Our Bible Verse is Revelation 19:6-7**

"Hallelujah! For the Lord our God the Almighty reigns. Let us rejoice and exult and give him the glory, for the marriage of the Lamb has come, and his Bride has made herself ready."

I need to know:

- 1. Who were the people of Israel looking forward to coming and being their Forever King?** A special son God would send.
- 2. What was the name of that king? And what will it be like when he comes back?** Jesus is the name of that Forever King. He will do away with sin and death. He will create a new heaven and earth to replace this broken one. Jesus will live together with God's people forever. How happy they will be!

**For You and Me:**

The day Jesus comes back will be a great day of celebration for God's people. They look forward to living with Him forever. They look forward to sin and death been gone forever. We can become God's people, too. How? By turning away from our sins and trusting in Jesus as our Savior. Then, we will be able to look forward to celebrating on that day and living with Jesus forever, too.

**Detective Dan's Lesson #3 Listening Assignment:**

I found six clues, but two of them are **NOT** in the story. They are: a man named Abraham, a crown, a mouse, a fake god, soldier, and a boat. *Hold each of them up for the children to see as you identify them.*

I need to know:

- 1. Which four belong in the story and which two don't?** Abraham, the crown, the fake god and the soldier belong. The mouse and the boat do not.
- 2. Who is the promised Forever King?** Who will live with Him and praise Him forever? Jesus is the Forever King. God's people will live with Him and praise Him forever.

**For You and Me:**

Like the people of Israel, we have all chosen to disobey God we all deserve His punishment. But through Jesus, God offers forgiveness for our sins. And those same promises that the people of Israel were waiting to come true will be promises that we're waiting to come true, too! What a wonderful day it will be when Jesus comes back to reign as the great, Forever King. God's people will praise Him and live with Him forever! It can be a happy day for us, too, if we turn away from our sins and trust in Jesus as our Savior. Ask God to help you do this. He loves to answer this prayer!

**The Gospel** (story wrap-up if NOT using Listening Assignments)**Our Bible Truth is:**

**What Will Happen When Jesus Comes Back?**

**God Will Make Everything New...**

**God's People Will Live Happily with God Forever!**

What will happen when Jesus comes back? God will make everything new... God's people will live happily with God forever! After Jesus puts an end to sin, God's people will go to live with Him forever. When God's people lived on earth, they were so thankful for God sending Jesus to save them. But when they live with Him forever, they will be even happier. For then, they will be filled up as full as people can be with the happiness of knowing God. If we turn away from disobeying God and trust in Jesus as our Savior. We will get to be there with God and His people, enjoying Him forever and ever!

*Close in prayer.*



**Closing ACTS Prayer**

- A** We praise You, Jesus! You are the great King who now rules over everything in heaven and will return one day. You will do away with sin, sadness, and death. You will be the great King over the new heaven and earth forever.
- C** Jesus, we know that we disobey You and all of God's good laws. We can never be good enough on our own to deserve to live with You when You return. We ask You to forgive us! Be our Savior, so we can be God's people and live with You forever.
- T** Thank You, Jesus, for coming to be our Savior! Thank You that we can be God's people when we turn away from our sins and trust in You as our Savior. Thank You for promising to get rid of sin, sadness, and death when You come back again. Thank You that You will create a perfect, new world for God's people to enjoy with You forever.
- S** Work in our hearts. Help us to turn away from our sins and trust in You, Jesus, as our Savior. Help us to love You and live for You today. Help us to look forward to the day when You come back and make all things new. Come back soon, Jesus!

In Jesus' name we pray, Amen.



## Deep Down Detectives Devotions: Big Question 16, Bible Truth 2 Key Concepts P.1

### Unit 16: Jesus, the Returning King

**Unit Big Question (and Answer):** What Will Happen When Jesus Comes Back?  
God Will Make Everything New!

**Unit Bible Verse:** "And he who was seated on the throne said, "Behold, I am making all things new...It is done! I am the Alpha and the Omega, the beginning and the end."--Revelation 21:5-6, ESV

### Bible Truth 2 Concept: God Will Make Everything New... God's People Will Live Happily with God Forever!

Have you ever been to a wedding? If you have, perhaps you've watched how happy the bride (woman) and groom (man) are to get married. They love each other so much and love being together. They are so happy on their wedding day! It's the day they begin to live the rest of their lives together.

The Bible says that Jesus is like a groom waiting for the day of His wedding. Not because He's going to get married to a woman, but because He is waiting to be joined forever with God's people, whom He loves so much. They are like a bride to Him.

At the end of world, it will be like a wedding day for Jesus and God's people. That will be the day when, at last, Jesus and God's people start living together in the new heaven and earth, He's creating for them. There will be a great celebration called the Wedding Feast of the Lamb ("the Lamb" is a nickname for Jesus that reminds God's people that He died to save them). What a lot there will be to celebrate! Jesus will rule as king forever. All of God's people will love Him and obey Him all the time. There will never be any sadness or hurting or dying anymore. Best of all, God's people will be completely filled up with knowing and enjoying God and each other in a way that can only be described as Perfect Wonderfulness. And it will be like this forever and ever and ever. We can become God's people, too, when we turn away from our sins and trust in Jesus as our Savior.

### Bible Truth 2 Bible Verse: Revelation 19:6-7, ESV

"Hallelujah! For the Lord our God the Almighty reigns. Let us rejoice and exult and give him the glory, for the marriage of the Lamb has come, and his Bride has made herself ready."

**Learn a Little:** "Hallelujah! For the Lord our God the Almighty reigns."

### Meaning

This song is full of Bible words! "Hallelujah" is a Bible word that means "Praise the Lord." That's exactly what God's people will be doing when Jesus comes back to take them home to live with Him in the new heaven and earth forever!

"The Lamb" is a nickname for Jesus, who died on the cross as the perfect payment for the sins of God's people. Jesus has given God's people the nickname of "His Bride." They are His special people who He loves so much and will be joined to them forever. How happy they will live together, forever and ever. They will rejoice with a big celebration! We can become God's people when we turn away from our sins and trust in Jesus as our Savior.

**Big Question 16, Bible Truth 2 Overview: Key Concepts**

p.2

**Bible Truth 2 ACTS Prayer**

- A** We praise You, Jesus! You are the great King who now rules over everything in heaven and will return one day. You will do away with sin, sadness, and death. You will be the great King over the new heaven and earth forever.
- C** Jesus, we know that we disobey You and all of God's good laws. We can never be good enough on our own to deserve to live with You when You return. We ask You to forgive us! Be our Savior, so we can be God's people and live with You forever.
- T** Thank You, Jesus, for coming to be our Savior! Thank You that we can be God's people when we turn away from our sins and trust in You as our Savior. Thank You for promising to get rid of sin, sadness, and death when You come back again. Thank You that You will create a perfect, new world for God's people to enjoy with You forever.
- S** Work in our hearts. Help us to turn away from our sins and trust in You, Jesus, as our Savior. Help us to love You and live for You today. Help us to look forward to the day when You come back and make all things new. Come back soon, Jesus! In Jesus' name we pray, Amen.

**Bible Truth 2 Story****The Case of the Promise Keeper**

*Isaiah 1,2,6,24,25,49,52-53,60,65,66; Daniel 3; Revelation 21*

**Songs Used in Bible Truth 2**

Big Q & A 16 Song

Big Question 16 Song: What Will Happen When Jesus Comes Back?

Big Question 16 Bible Verse Song: And He Who Was Seated Revelation 21:5-6, ESV

*Extra Big Question 16 Bible Verse Song: I Am Making All Things New Revelation 21:5, NIV 1984*

Big Question 16 Hymn: At the Name of Jesus, v.1

Big Question 16 Praise Song: He Is Lord

Bible Truth 2 Bible Verse Song: Hallelujah, Hallelujah! Revelation 19:6-7, ESV

*Bible Truth 2 Extra Bible Verse Song: Hallelujah! Revelation 19:6-7, ESV*

*Bible Truth 2 Extra Bible Verse Song: We'll All Be Changed 1 Corinthians 15:51,52,54, ESV*

*Bible Truth 2 Extra Bible Verse Song: Behold a Great Multitude Revelation 7:9-10, ESV*

*27 Bible Verse: No More Death Revelation 21:3-4;22:3-8, ESV*

listen to or download songs for free at <https://praisefactory.org>: Deep Down Detectives Music page

---

## Go and Tell Bible Truth Concept Craft

---

### The Best No and Yes Is Coming

#### Craft Description

The children will color in a two-sided card that reminds them of the good “no’s” and “yes’s” coming when Jesus comes back.

#### Materials

White paper or cardstock  
Markers or crayons

#### Preparations

1. Print out the craft pages as one, double-sided page, 1 copy per child, on white paper or (preferably) cardstock.
2. Fold paper along fold lines in accordion fashion, making sure that the “NO” section is on top, edge to the right, first fold on the left.
3. Set out markers/crayons.

#### Introducing the Craft:

“Our Big Question is: “What Will Happen When Jesus Comes Back? God Will Make Everything New...God’s people will live happily with God forever!” That’s something very good to know. But many people don’t know that. So, do you know what God wants us to do? He wants us to go and tell others this very important news. Today, we’re going to make something we can show and tell them, too. Here’s what it looks like... (Hold up example of craft).”

#### Directions

1. Show children your finished craft, reading the words to them.
2. Have the children color in the pictures.
3. Make sure to write each child’s name on their craft.
4. If you have time, you can practice saying the words on the card.

#### Discussion

This is an especially good time to re-read the key concepts and discuss them. See Deep Down Discussion Sheet for possible questions to talk about.


#### Craft Wrap-Up:

“At the end of our time together today, you get to take home your Go and Tell crafts. And what are you going to do with them? Show and tell someone the important news you’ve learned today: “What Will Happen When Jesus Comes Back? God Will Make Everything New...God’s people will live happily with God forever!” Remind them how they can become God’s people, too, when they turn away from their sins and trust in Jesus as their Savior.

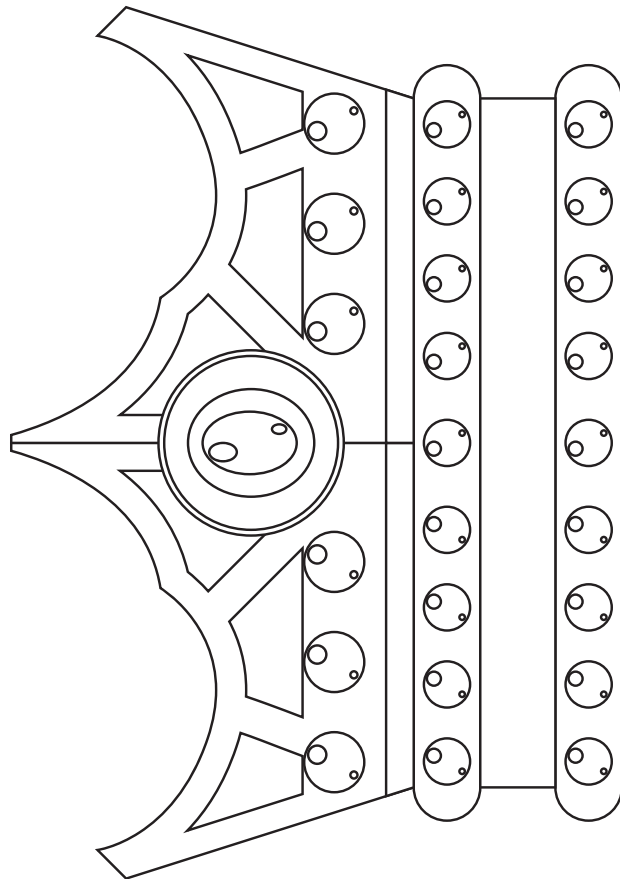


**NO**

**Will be a  
good word in**




**But, the best will still be “yes”!  
Yes! to life with God and  
God’s people  
FOREVER!**

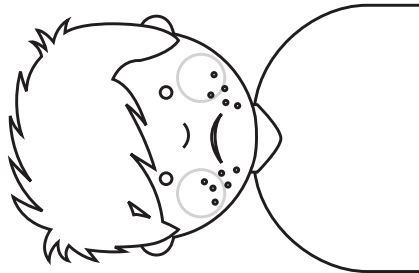


**Come, King Jesus, Come!**

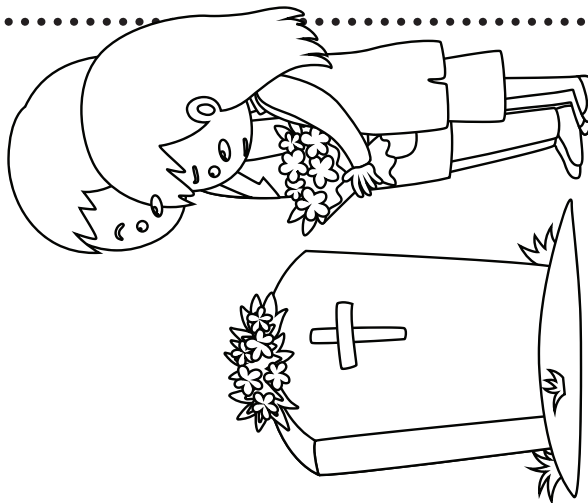
“Hallelujah! For the Lord our God the Almighty reigns.  
Let us rejoice and exult and give him the glory,  
for the marriage of the Lamb has come,  
and his Bride has made herself ready.” Revelation 19:6-7, ESV



**No Sickness!**




**No Sadness!**





**No Death!**





**The Christ  
The Forever King**



What Will Happen When Jesus Comes Back? God Will Make Everything New... God's People Will Live Happily with God Forever! Like the people of Israel, we have all chosen to disobey God we all deserve His punishment. But through Jesus, God offers forgiveness for our sins. And those same promises that the people of Israel were waiting to come true will be promises that we're waiting to come true, too! What a wonderful day it will be when Jesus comes back to reign as the great, Forever King. God's people will praise Him and live with Him forever! It can be a happy day for us, too, if we turn away from our sins and trust in Jesus as our Savior. Ask God to help you do this. He loves to answer this prayer!

### The Case of the Promise Keeper Jigsaw Puzzle Page

*Isaiah 1,2,6,24,25,49,52-53,60,65,66; Daniel 3: Revelation 21*  
Make copies of picture and cut out into an appropriate number of pieces for your children.  
Or, you can print out color versions of this puzzle by downloading it from [praisefactory.org](http://praisefactory.org).

What Will Happen When Jesus Comes Back? God Will Make Everything New... God's People Will Live Happily with God Forever! Like the people of Israel, we have all chosen to disobey God we all deserve His punishment. But through Jesus, God offers forgiveness for our sins. And those same promises that the people of Israel were waiting to come true will be promises that we're waiting to come true, too! What a wonderful day it will be when Jesus comes back to reign as the great, Forever King. God's people will praise Him and live with Him forever! It can be a happy day for us, too, if we turn away from our sins and trust in Jesus as our Savior. Ask God to help you do this. He loves to answer this prayer!



# **DEEP DOWN DETECTIVES**

**Curriculum Resources**



**Appendix D:  
Just for Fun  
Activities**

## **Just-For-Fun Activities**

The following are activities that you can incorporate into your free play time. While the activities, themselves, are just-for-fun, you can make them rich times of relationship building, and even use it as an opportunity to discuss what is being taught during Circle Time. Don't over do it, but you can use the Deep Down Detectives Discussion Sheet for question ideas.

### **Gluing and Sticking**

#### **Just for Fun Arts and Crafts**

#### **Directions**

Teacher cuts out or draws a basic shape or shapes related to concept or story on cardstock or construction paper for children to stick stickers on or glue fabric or paper scraps (tissue, gift wrap paper, construction paper, etc), beans, popcorn, buttons, cotton balls, foam shapes etc. onto. Use glue sticks rather than craft glue for these crafts. Cut fabric/paper scraps fairly large—about 1" or so.

### **Print-Making**

#### **Just for Fun Arts and Crafts**

#### **Directions**

Children will make designs on a plain piece of construction paper or one with a simple shape drawn on it, using tempera paint (with a little dish soap added to it to make clean up easier) and any number of objects. Objects suggested in this curriculum: marbles, duplos, sponge shapes, empty thread spools, blocks with rick-rack glue-gunned to the bottom of them, cars and trucks, bubble wrap and cork.

### **Necklaces**

#### **Just for Fun Arts and Crafts**

#### **Directions**

These are made with hollow pasta shapes and hole-punched shapes related to the story/concept. Children can string these onto a piece of yarn or string and have you tie the ends together when they are done.

### **Coloring (Really Scribbling)**

#### **Just for Fun Arts and Crafts**

#### **Directions**

Children will use crayons or washable markers to draw on construction paper. If desired, the teacher can draw a picture or shapes related to the story on the paper for children to scribble on.

### **Puzzles**

#### **Just for Fun Arts and Crafts**

#### **Directions**

A simple picture related to the story or concept is printed out onto cardstock and cut into a puzzle of 4 to 10 pieces. This can be done by enlarging one or a number of the people/objects from the story, in a Word, Power-point or other program to the desired size, then printing out onto cardstock. Children can "color" in the picture, then you can cut it out for them into as many pieces as is fitting for the child.

## **Craft Dough**

### **Just for Fun Arts and Crafts**

#### **Directions**

Provide purchased or homemade play dough (recipe provided) along with various “tools” such as plastic knives (without teeth), small jar lids, keys, garlic presses, little rolling pins, plastic cookie cutters, etc.

#### **Homemade Play Dough Recipe**

2 cups flour  
1 cup salt  
4 tsp cream of tartar  
2 tbsp oil  
2 cups water

Combine the flour, salt and cream of tartar. Mix well. In a large pot, combine the oil and the water. Add food coloring, if desired. Add flour mixture to the pot, stirring as you add. Heat mixture over medium heat, stirring constantly. Continue to stir until mixture forms ball and pulls away from the sides of the pot. Remove ball and knead on plain surface (not floured) until the texture becomes like play-dough. Store dough in an airtight plastic container. Keeps about 3 months. Makes about 5 cups. Allow at least a ½ cup per child.

## **Sandpaper Shapes and Patterns**

### **Just for Fun Arts and Crafts**

#### **Directions**

Use a glue gun to glue full 8 ½” by 11” sheets of sandpaper to foam board or sturdy cardboard cut the same size. Give the children yarn pieces of various lengths, 4” to 12” long. Let them stick the yarn onto the sandpaper and make designs and pictures with them.

## **Dance Ribbons**

### **Just for Fun Games**

#### **Supplies**

3 4’ ribbons per child  
1 plastic shower curtain ring per child  
CD player  
CD of music

#### **Preparing the Activity**

1. Tie three 4’ ribbons to a plastic shower curtain ring.

#### **Directions**

1. Give them to the children to run around with. Have music for them to dance to as they twirl their ribbons. If desired, you could have them sing the Big Question/Bible verse song.

## Match the Shape with Objects

### Just for Fun Games

#### Supplies

Common objects such as keys, cookie cutters, spoons, unsharpened pencils, etc.

Cardstock

Permanent marker

Shoe box

#### Preparing the Activity

1. Trace around common objects such as keys, cookie cutters, spoons, unsharpened pencils, etc., each on a separate piece of cardstock.

2. Put these and the objects in a shoe box.

#### Directions

Have the children take out the cardstock outlines and the shapes and match them up.

## Match the Shape with Blocks

### Just for Fun Games

#### Supplies

Shoe box

Different shape blocks

Duct tape

#### Preparing the Game

1. Cut the outline of different blocks from a child's building block set in the top of a sturdy shoe box.

2. Use duct tape to tape down one long side, making a hinge for the lid.

#### Directions

1. Have the children put the right shape block into the box through the hole of the same shape.

## Ball 'n' Tube

### Just for Fun Games

#### Supplies

Have the children match the block shapes and insert them into the shoe box.

#### Materials

4-6' length of PVC pipe with a 2"-3" diameter opening, found very inexpensively at home improvement stores

Various sizes of balls that will fit through the diameter of the PVC pipe

#### Playing the Game

1. Have the children take turns putting the ball down one end and watching it roll out the other.

## **Bowling**

### **Just for Fun Games**

#### **Supplies**

6 or so empty 2-liter soda bottles  
A soft, foam ball  
Optional: sand or beans, packing/duct tape

#### **Preparing the Game**

If desired, put sand or beans in all/some of the bottles. Seal with tape.

#### **Directions**

Line up empty 2 liter soda bottles and have the children try to knock them down by rolling a ball into them.

## **Color Sort**

### **Just for Fun Games**

#### **Supplies**

Various single colored objects, such as pom-poms, foam shapes, beads, etc. (Be careful to choose objects of a non-swallowable size)  
1 Large container that fits all the objects in it at once  
Smaller containers, one per color  
Construction paper or markers

#### **Preparing the Activity**

1. Put all the objects in the large container. Mix up.
2. Put a piece of construction paper/paper colored with marker on the outside of each of the small containers that matches the color object to go in it.

#### **Directions**

Have the children separate out all the colored items into their proper container.

## **Pattern Post Office**

### **Just for Fun Games**

#### **Supplies**

Various scraps of gift wrap paper or other colorful paper  
Glue stick  
Cardstock or cereal box  
Shoe Box

#### **Preparing the Activity**

1. Cut out envelope-sized pieces of gift wrap paper (or scrap booking paper) and glue them onto cardstock of the same size.
2. Have a shoe box with a letter slit cut in the top for each of the different paper types.
3. Glue a piece of the designated gift wrap paper for each particular box on top of the box.

#### **Directions**

Have the children sort through the "mail" and put them in their right mail slot.

## More Ideas for Activity Centers

Dress-up Clothes  
Hats and Crowns  
Simple Wooden Puzzles  
Duplos  
Blocks and Cardboard bricks  
Peg Sets\*  
Magnet Sets (especially "Tall Stacks")\*  
(Large) Beads and Threading Laces  
Small plastic people, animals, and vehicles\*  
Lacing cards  
Housekeeping sets  
Doctor's and nurse's sets  
Tool sets  
Simple Matching games  
Dolls  
Train sets  
Sand or Rice Center with containers  
Magnifying glasses and objects\*  
Shape and Color Sorters  
Ring Stackers  
Pull toys  
Hammer and Peg sets  
Tap a Tune pianos  
Balls, everything from nerf balls to beach balls\*

## Great Idea Books

### for homemade activity centers

The Wiggle & Giggle Busy Book: 365 Fun, Physical Activities for Your Toddler and Preschooler, Trish Kuffner and Megan McGinnis  
The Toddler's Busy Book, Trish Kuffner  
Arts and Crafts Busy Book  
The First Three Years of Life, Burton L. White  
Creative Resources for Infants and Toddlers, Judy Herr and Terri Swim

## Websites

### Just for Fun Games for ordering activity centers activities and materials

christianbook.com  
amazon.com  
toysrus.com  
growingtreetoys.com  
orientaltrading.com



# **DEEP DOWN DETECTIVES**

**Curriculum Resources**



**Appendix E:  
Curriculum Resources  
to Make or Buy**

## Big Question Box/Briefcase

### What You Want

The Big Question Briefcase is a briefcase or other container with these characteristics:

- Ideally, this should be around 17" x 12", but needs to be at least big enough to fit a 8 ½" x 11" sheets of paper inside it.
- Have various pockets to put these sheets in
- Is attractive or curious looking to preschoolers
- Not necessary, but extremely fun, if it has a combination lock

### Finding a Briefcase:

You can certainly buy one new, but you always may find a used one at a thrift shop. Or, someone may have one they want to donate. We use one that stores valuables in it and is the 17" x 12" size. Very durable and has the lock feature that the kids love.

You also can move away from the briefcase idea and use a little trunk or other box for your substitute briefcase. Just change the name to the Big Question Box, if you use a box instead. A boot box or the cardboard box that 10 reams of copy paper comes in is a great size, if you are using a box.

If you use a box, but want a lock-like feature, that's easy to do. Simply cut "straps" out of felt or vinyl and glue in place to the top and bottom sides of the box on one side, with the top strap overlapping the bottom straps. Add velcro to the top and bottom pieces so that they meet and fasten. Make back "hinges" for the box with the felt/vinyl straps, too. Or, you can simply add a belt around the box that has to be unfastened before the box can be opened.

Here are some suggestions for decorating a box or even the outside of your briefcase to make it appealing.

### Supplies

Your box/briefcase  
Plain white contact paper or white cardstock  
Colorful wrapping paper  
Glitter glue  
Markers  
Sequins, fake jewels, buttons, rick rack, etc.  
Other decorating supplies  
Stickers  
Glue  
Clear packing tape

### Directions

1. If you are using a box that has wording on it, you will first need to make plain surfaces for decorating and a hinge for the lid. Stick the white contact paper or white cardstock to each side of the box. On the other hand, you can also use colorful wrapping paper. Then, make a lid by sticking the clear packing tape along one long side of the box, attaching the lid to the box.

2. Use the craft decorating supplies to decorate the box. If desired, you can put a big question mark on top of the box, but remember that you are working with two and three year olds: the question mark symbol is not very meaningful to them yet.

## **Making a Flannelgraph Storyboard** **for use in story-telling and in playing the story review games**

While you may decide to use sticky tac and stick your storyboard pictures to a white board, it is very easy to make a flannelgraph board. The advantage to the flannelgraph board is that the pictures stick very easily and there is no messing with the sticky-tac.

### **Supplies**

Large Format Pictures Board: AT LEAST a 36" x 48" foamboard or corkboard (We actually use a far bigger canvas and attach it to the wall) A science project board with the two sides that fold out makes a good 36" x 48" board.  
OR, Small Format Pictures Board: AT LEAST a 24" x 36" (to 36" x 48)" board  
Large piece of neutral-colored felt to cover your board with extra to overlap over to the back, if desired.  
Glue gun and glue sticks

### **Directions**

1. Center felt on front side of board. Turn over. Secure in place with glue.

## **Making Durable Storyboard Pictures or Story Scenes** **for use in story-telling and in playing the story review games**

Whether you purchase the Deep Down Detectives storyboard pictures from Amazon or print them off the website (included in the Deep Down Detectives Visual Aids book), you will want to find some way to make them more durable. They are used not only as a part of telling the story, but are integral in the story review games. Here's how we make ours durable enough to be used over and over again. **See note below for other simpler options for using these pictures.**

### **Supplies**

Deep Down Detectives Visual Aids book (purchased or downloaded)  
White cardstock or printer paper (if downloading pictures)  
Sticky-back velcro, circles or cut pieces; or sticky tac putty  
Laminator or Self-laminating sheets  
Sturdy Sheet Protectors, preferably the "Secure Top" kind, like offered by Avery  
Flannelgraph pictures for the Bible stories found at [www.praisefactory.org](http://www.praisefactory.org) with each unit's resources.

### **Directions**

1. Purchase from Amazon or download and print out the storyboard figures.
2. Cut out flannelgraph figures.
3. Laminate the figures.

**Special tip:** When laminating the big background pictures that are two (and sometimes even three or four) pieces put together, leave a small gap between the two pieces before laminating together. This small space acts like a hinge and allows you to fold up pictures without hurting them into a manilla envelope that fits 8.5" x 11" sheets of paper along with all of the smaller, regular-sized storyboard pictures.

4. If using a flannelgraph board: Stick a piece of sticky backed velcro (ROUGH SIDE) onto the back of each figure. If using sticky tack and whiteboard: simply stick a small amount of sticky tack on the back of a picture when using it. Remove and store sticky tack in airtight container.

**Note:** Instead of using all of the pictures as separate flannelgraph pieces, you can choose to use only a few (helpful to have 10 for the story review game); you can clump them onto posterboard and make them into picture scenes; or, you can simply use the Storyboard Picture Guide as a single picture. At [praisefactory.org](http://praisefactory.org), go to DDD Bits and Pieces for a 22" x 28" poster size jpg of this picture guide if you want to create a large version.

## The Deep Down Detectives “Bible” Folder

This is a homemade folder that looks (kinda) like the cover of a Bible. You will use this to put the Bible verse, the Bible Story and storyboard pictures to help make the point that the truths you are teaching them come from the Bible.

### Supplies

1 piece of 22" x 28" posterboard (white is fine. Green or brown is nice)

Glue

Stapler and staples or packing tape

The Bible Cover pictures (see online with resources for this unit or from the back of each Deep Down Detectives Visual Aids book.)

NOTE: The Bible Cover pictures included in the Deep Down Detectives Visual Aids books cannot be created larger than 8.5" x 11". That means that they will be under-sized for a Bible Folder of the dimensions you are making. However, you can go online to the Deep Down Detectives curriculum and there is a pdf of a bigger version of these covers that will actually fit the size of this Deep Down Detectives “Bible” Folder.

### Directions

1. Lay out poster board with long side along the bottom.
2. Fold in 2" on each side.
3. Take packing tape and tape the folded in 2" flaps to the main section of the posterboard, all the way down.
3. Fold up 8 1/2" on the bottom of the poster board.
4. Use packing tape to tape this flap in place, all the way down.
5. Take scissors and snip through the tape where the flap is attached to the folder. This will give you a bit more room in the folder.
6. Fold the poster board in the middle to make the center fold.
7. Cut out the Bible Cover Pictures. If possible, laminate these. They will last longer.
- 8.. Glue the two cover pieces to the outside of the folder.

