

DEEP DOWN DETECTIVES

**Curriculum Resources
for Unit 12, Bible Truth 8:**



How Should God's People Live?

They Should Live Like Jesus...

By Making Much of God!

Session Prep (especially good for newbies!)

Pray!



Pray for the Holy Spirit to be at work in your and the children's hearts.

Review



If new to the curriculum, look at the **Getting Started with Deep Down Detectives section of the Core Curriculum book.** (p.5) It will be especially helpful to read through the Deep Down Detectives section of **The Praise Factory Tour: Extended Version Book.** This is a visual way to understand what goes on in the classroom. (A pdf of the book is found in the samples section on the website.)

Look through and Learn the Lesson



Read over **lesson plan.** Practice any **songs or action rhymes** you are using. Choose/make up motions to go with these. Choose less with younger children and more with older preschoolers. **Practice the lesson with the visual aids** and using the Big Question Box/Briefcase.

Read and Rehearse the Bible Story with Pictures



Read the Bible story from the Bible. Read the curriculum version. Practice telling it with the storyboard pictures. (If you have not previously laminated the story pictures, do that now.) Or, rehearse it from the Simple Story Scenes, if you are using those.

Let There Be Music



Download the music and listen to the songs. Choose which of the songs you will use with the children. If using live musicians, make sure they have the sheet music (Appendix A, Core Curriculum book).

Put the Props in Place



1. Prepare your Visual Aids. Put the Big Question, Unit Bible Truths, Bible Truth, Bible Verse, and Listening Assignment signs, as well as the Bible Story script in one side of the Bible folder.
2. Get out your storyboard. If using Simple Story Scenes, put these in your Bible Folder. Or, if using the individual storyboard figures, put all background pictures in place (they have a BG by the number). Put the rest of the storyboard pictures (these have a SB by the number) in order of use in the other side of the Bible folder.
3. Put the DDD Bible Folder as well as the Big Question sign in the Big Question Box/Briefcase and shut it. If your box/briefcase has locks and you want to use the unlocking the box as part of your session, lock it now....but make sure you have the key or know the code first.
4. Prepare the music CD or sheet music or mp3 device for use in your session.

Set Out Free Play Activities



Choose and set up free time activities you will use with the children. Choose a variety of different activities that will be enjoyed by different types of children. Rotate the activities you provide to keep them interesting and fresh to your children. (Suggestions in Appendix D, Core Curriculum books.)

Prepare Any Activities



Choose which (if any) of the Bible Truth games and crafts activities you want to use in the session. Bear in mind your time frame as well as the developmental abilities and attention span of your children as you decide which/how many to prepare. **Look over the Discussion Sheet** and choose a few questions you might use to spark discussion with the children as they do their activities (especially good for ages 3's+). Pray for God to give you opportunities to talk about these things with the children.

Let Them Take It with Them



Make copies of the craft/take home sheets, if you are not already using them as one of your activities. You may also want to make copies of the story (see take-home version of each story included in Appendix C with the other take home resources) to have for parents to use with their children at home. There's a link on each craft/take home sheet to the story, if you don't make hard copies.

Store It



After your session is over, collect the resources and store them for future use. This curriculum can be used over and over for years to come.

Unit 12: God's People Live for Him

UNIT OVERVIEW

We become God's people when we turn away from our sins and trust in Jesus as our Savior. When we do, God forgives our sins, and we begin a whole new way of life. God's people no longer live life just to please themselves. They want to honor God with their whole lives, like Jesus did. They seek to love God most of all and love all people, too.

In this unit we will learn eight ways that God's people live for Him.

UNIT BIBLE VERSE: Ephesians 5:1-2

"Be imitators of God, therefore, as dearly loved children and live a life of love, just as Christ loved us and gave himself up for us."

BIG QUESTION UNDER INVESTIGATION: How Should God's People Live?

ANSWER: They Should Live Like Jesus!

OPTIONAL Big Question 12 INTRODUCTION LESSON (Use Hide 'n' Seek Kids Unit 12 Material)

Story: The Case of the Runaway Who Came Back *Philemon*

Bible Verse: Ephesians 5:1-2

BIBLE TRUTH 1: By Asking God for His Help (3 Lessons Available)

Story: The Case of the Hardest Thing *Matthew 26-28; Mark 14-16; Luke 22-24; John 18-21*

Bible Verse: Hebrews 4:16

BIBLE TRUTH 2: By Loving God Most of All (3 Lessons Available)

Story: The Case of the Man Who Left His Money *Matthew 9; Mark 2; Luke 5*

Bible Verse: Deuteronomy 6:4-5

BIBLE TRUTH 3: By Loving Other People as God Has Loved Them

(3 Lessons Available)

Story: The Case of the Man Who Kept on Loving *Acts 6-7*

Luke 3:15-18, 21-23; John 1:19-34

Bible Verse: 1 Corinthians 13:4-8

BIBLE TRUTH 4: By Trusting God and Being Happy with What He Wants (3 Lessons Available)

Story: The Case of the Faith that Faced Fire *Daniel 1-3*

Bible Verse: Proverbs 3:5-6

BIBLE TRUTH 5: By Learning God's Word and Obeying It (3 Lessons Available)

Story: The Case of the Lost Treasure *2 Kings 22; 23:1-20; 24; 2 Chronicles 34:8-33*

Bible Verse: Psalm 119:11,15-16

BIBLE TRUTH 6: By Saying "No" to Disobeying God (3 Lessons Available)

Story: The Case of the Escape that Waited *1 Samuel 17:19,23-24,27,31; 2 Samuel 5-6*

Bible Verse: 1 Corinthians 10:13

BIBLE TRUTH 7: By Telling the Good News of Jesus (3 Lessons Available)

Story: The Case of the Beautiful, Busy Feet *Acts*

Bible Verse: Romans 10:13-15

➔ BIBLE TRUTH 8: By Making Much of God (3 Lessons Available)

Story: The Case of the Boastful Man

Acts 7-9,22; Romans; 1 & 2 Corinthians; Ephesians; Philippians

Bible Verse: Psalm 66:1-3,5,16

Deep Down Detectives NIV Songs 12 Track Numbers

This is a listing of all songs mentioned in the unit curriculum. You may or may not choose to use all of the songs. They are listed in easy-reference order--NOT in the order used in the curriculum. You may choose to simply burn a CD/load them onto an mp3 device in this order. Or, you may want to do what we do: choose the songs we want to use and create a play list of them in that order. Then, we burn a CD/upload the play list onto an mp3 device. A teacher only has to click forward to the next song, instead of hunting for the right track. The track number have been included as part of the title of each song, teachers will still have a reference to the track number listed in the curriculum (same as those listed below), even if you change the order on your customized play list.

SONGS USED EVERY UNIT OF THE CURRICULUM

- 1 The Classroom Song v.1
- 2 The Classroom Song v.2
- 3 The Classroom Song v.3
- 4 The Classroom Song v.4
- 5 Deep Down Detectives Theme Song
- 6 The Classroom Rules Song
- 7 Let's Pray Song
- 8 The Big Question Box Song
- 9 The Bible Chant Song
- 10 ACTS Prayer Song (Short Version)
- 11 ACTS Prayer Song (Full Version)

Why the Extra Songs?

Deep Down Detectives is a curriculum used by a wide age-span of kids. Sometimes one of the other songs is a better fit for your kids. Or, you may simply want to teach them more songs on the same Bible Truth. Use as many or as few as you want.

UNIT 12: GOD'S PEOPLE LIVE FOR HIM

- 12 Big Q & A 12 Song
- 13 Big Question 12 Song: How Should God's People Live Each Day?
- 14 Big Question 12 Bible Verse Song: Live a Life of Love Ephesians 5:2, NIV 1984
- 15 Big Question 12 Hymn: Trust and Obey, v.1
- 16 Big Question 12 Praise Song: I Have Decided to Follow Jesus

listen to or download songs for free at <https://praisefactory.org:Deep Down Detectives Music page>

How Should God's People Live? They Should Live Like Jesus...

Bible Truth 1: By Asking God for His Help

- 17 Bible Verse: Let Us Then Approach Hebrews 4:16, NIV 1984
- 18 Bible Verse: Help Us, O God Our Savior Psalm 79:9, NIV 1984
- 19 Extra Bible Verse: We Who Reflect the Lord's Glory 2 Corinthians 3:18, NIV 1984

Bible Truth 2: By Loving Him Most of All

- 20 Bible Verse: Hear, O Hear Deuteronomy 6:4-5, NIV 1984
- 21 Extra Bible Verse: Your Love Is Better than Life Psalm 63:3-4, NIV 1984

Bible Truth 3: By Loving Other People as God Has Loved Them

- 22 Bible Verse: Love Is Patient 1 Corinthians 13:4-8, NIV1984

Bible Truth 4: By Trusting God and Being Happy With What He Wants

- 23 Bible Verse: Trust in the LORD Proverbs 3:5-6, NIV 1984
- 24 Extra Bible Verse: May the God of Hope Romans 15:13, NIV 1984
- 25 Extra Bible Verse: Let the Morning Bring Me Psalm 143:5,8, NIV 1984
- 26 Extra Bible Verse: For a Little While 1 Peter 1:6-7, NIV 1984
- 27 Extra Bible Verse: Who Shall Separate Us? Romans 8:31,32,35,38-39, NIV 1984
- 28 Extra Bible Verse: Many Live as Enemies Philippians 3:18,19,20, NIV 1984
- 29 Extra Bible Verse: You Were Publicly Exposed Hebrews 10:32-36, NIV 1984

Bible Truth 5: By Learning God's Word and Obeying It

- 30 Bible Verse: I Have Hidden Your Word Psalm 119:11,15-16, NIV 1984
- 31 Extra Bible Verse: Jesus Replied John 14:23-24, NIV 1984
- 32 Extra Bible Verse: For We Are God's Workmanship Ephesians 2:10; 6:7-8, NIV 1984

Bible Truth 6: By Saying "No" to Disobeying God

- 33 Bible Verse: No Temptation Has Seized You 1 Corinthians 10:13, NIV 1984

Bible Truth 7: By Telling the Good News of Jesus

- 34 Bible Verse: How Beautiful Romans 10:13-15, NIV 1984

Bible Truth 8: By Making Much of God

- 35 Bible Verse: Shout with Joy to God Psalm 66:1-3,5,9,16, NIV 1984
- 36 Extra Bible Verse: Each of Us Should Use 1 Peter 4:10-11, NIV 1984 (other version)

Big Question 12, Bible Truth 8 Overview: Key Concepts

p.1

Unit 12: God's People Live for Him

Unit Big Question (and Answer): How Should God's People Live? They Should Live Like Jesus!

Unit Bible Verse: "Be imitators of God, therefore, as dearly loved children and live a life of love, just as Christ loved us and gave himself up for us." --Ephesians 5:1-2

Bible Truth 8 Concept: They Should Live Like Jesus...By Making Much of God!

There are many things we delight in. Birthdays and Christmas. Learning to ride a bike or how to read. Even beautiful things, like the soft, fluffy snow and colorful rainbows. God's people delight in these things, too. But do you know what (or really WHO) God's people delight in most of all? It's the same person Jesus delighted in most of all... God!

Yes! Like Jesus, God's people want to delight in God most of all. They want their lips to be full of praise for Him, and their lives to be pleasing to Him. They want to tell others how good and loving and powerful God is.

And they don't want others just to HEAR how amazing God is. They want others to BE His people, too, so they can KNOW God and DELIGHT in how amazing He is, themselves. They want the whole world to delight in God, because God is the most wonderful person we can ever know. And, because it pleases God when we make much of Him, the one, true God.

The big, Bible word for making much of God is "glorify." Jesus glorified God with His whole life—in everything He thought, and said, and did. God's people ask God to help them glorify Him, too. We can glorify God, too, when we turn away from our sins, trust in Jesus as our Savior, and live our lives for Him. This is how we become God's people. Let's make much of God!

Bible Truth 8 Bible Verse: Psalm 66:1-3,5,16, NIV 1984

"Shout with joy to God, all the earth! Sing the glory of His name! Say to God, "How awesome are your deeds! Come and see what God has done... Let me tell you what he has done for me."

Learn a Little: "Shout with joy to God, all the earth! Sing the glory of His name!"

Meaning

God's people delight in God's glory. He has been so good to them! He has given His Son to save them from their sins. He has provided for their needs with what He knows is best for them. He has filled them with His Holy Spirit, and they have fellowship with Him in their heart. They have never lacked any good thing and they never will their whole life. They want to praise the LORD all the time. They want others to join them in magnifying His name (praising Him) and in knowing Him, themselves. To be one of God's people is the best blessing anyone can ever have.

Bible Truth 8 ACTS Prayer

- A** God, we praise You. You are perfect, good, loving, and wise. You deserve all our praise.
- C** God, please forgive us for choosing to not praise You or delight in You, as You deserve. Many times, we choose to make much of ourselves or others, instead of You. We need a Savior!
- T** Thank You, God, for sending Jesus to save us from our sins. He alone is Savior. He deserves for us to make much of Him.
- S** God, please work in our hearts. Help us turn away from our sins and trust in Jesus as our Savior. Help us to make much of You. Help us to delight in You and how wonderful You are.

In Jesus' name we pray, Amen.

Bible Truth 8 Story

The Case of the Boastful Man *Acts 7-9,22; Romans; 1 & 2 Corinthians; Ephesians; Philippians*

Songs Used in Bible Truth 8

Big Q & A 12 Song

Big Question 12 Song: How Should God's People Live?

Big Question 12 Bible Verse Song: Live a Life of Love Ephesians 5:2, NIV 1984

Big Question 12 Hymn: Trust and Obey, v.1

Big Question 12 Praise Song: I Have Decided to Follow Jesus


Bible Truth 8 Bible Verse Song: Shout with Joy to God Psalm 66:1-3,5,9,16, NIV 1984

Bible Truth 8 Extra Bible Verse: Each of Us Should Use 1 Peter 4:10-11, NIV 1984


listen to or download songs for free at <https://praisefactory.org>: Deep Down Detectives Music page

1. GETTING STARTED

 = follow the stars for a short & simple lesson plan

| | | | | | | | | | | | | | | | |
|--|---|-------------------|-----------------------------------|----------------------|-----------------------------------|---|-----------------------------------|--|-----------------------------------|--|-----------------------------------|--|-----------------------------------|--|-----------------------------------|
| Intake Activity Ideas | Choose one of these open-ended activities to include children as they join the class: | | | | | | | | | | | | | | |
| Free Play Time <i>suggestions in Appendix D</i> |  Offer your own or some of the easy-to-make, free play activities suggested in Appendix D. | | | | | | | | | | | | | | |
| OR Sing-along Music Time <i>lyrics and sheet music, Appendix A</i> <i>listen to or download songs for free at https://praisefactory.org/Deep Down Detectives Music page</i> | <p>Music from Deep Down Detectives (DDD) NIV Songs 12:</p> <table border="0"> <tr> <td>Big Q & A 12 Song</td> <td style="text-align: right;"><i>DDD NIV Songs 12, track 12</i></td> </tr> <tr> <td>Big Question 12 Song</td> <td style="text-align: right;"><i>DDD NIV Songs 12, track 13</i></td> </tr> <tr> <td>Big Question 12 (Unit) Bible Verse Song: Live a Life of Love Ephesians 5:2, NIV 1984</td> <td style="text-align: right;"><i>DDD NIV Songs 12, track 14</i></td> </tr> <tr> <td>Big Question 12 Hymn: Trust and Obey, v.1</td> <td style="text-align: right;"><i>DDD NIV Songs 12, track 15</i></td> </tr> <tr> <td>Big Question 12 Praise Song: I Have Decided to Follow Jesus</td> <td style="text-align: right;"><i>DDD NIV Songs 12, track 16</i></td> </tr> <tr> <td>Bible Truth 8 Bible Verse Song: Shout with Joy to God Psalm 66:1-3,5,9,16, NIV 1984</td> <td style="text-align: right;"><i>DDD NIV Songs 12, track 27</i></td> </tr> <tr> <td>Extra Bible Truth 8 Bible Verse Song: Each of Us Should Use 1 Peter 4:10-11, NIV 1984</td> <td style="text-align: right;"><i>DDD NIV Songs 12, track 28</i></td> </tr> </table> <p><i>Add more fun to Sing-along Music Time by adding a Music, Movement & Memory Activity. These activities are listed on p.10 of this lesson plan with the Response Activities. Instructions found in Appendix B.</i></p> | Big Q & A 12 Song | <i>DDD NIV Songs 12, track 12</i> | Big Question 12 Song | <i>DDD NIV Songs 12, track 13</i> | Big Question 12 (Unit) Bible Verse Song: Live a Life of Love Ephesians 5:2, NIV 1984 | <i>DDD NIV Songs 12, track 14</i> | Big Question 12 Hymn: Trust and Obey, v.1 | <i>DDD NIV Songs 12, track 15</i> | Big Question 12 Praise Song: I Have Decided to Follow Jesus | <i>DDD NIV Songs 12, track 16</i> | Bible Truth 8 Bible Verse Song: Shout with Joy to God Psalm 66:1-3,5,9,16, NIV 1984 | <i>DDD NIV Songs 12, track 27</i> | Extra Bible Truth 8 Bible Verse Song: Each of Us Should Use 1 Peter 4:10-11, NIV 1984 | <i>DDD NIV Songs 12, track 28</i> |
| Big Q & A 12 Song | <i>DDD NIV Songs 12, track 12</i> | | | | | | | | | | | | | | |
| Big Question 12 Song | <i>DDD NIV Songs 12, track 13</i> | | | | | | | | | | | | | | |
| Big Question 12 (Unit) Bible Verse Song: Live a Life of Love Ephesians 5:2, NIV 1984 | <i>DDD NIV Songs 12, track 14</i> | | | | | | | | | | | | | | |
| Big Question 12 Hymn: Trust and Obey, v.1 | <i>DDD NIV Songs 12, track 15</i> | | | | | | | | | | | | | | |
| Big Question 12 Praise Song: I Have Decided to Follow Jesus | <i>DDD NIV Songs 12, track 16</i> | | | | | | | | | | | | | | |
| Bible Truth 8 Bible Verse Song: Shout with Joy to God Psalm 66:1-3,5,9,16, NIV 1984 | <i>DDD NIV Songs 12, track 27</i> | | | | | | | | | | | | | | |
| Extra Bible Truth 8 Bible Verse Song: Each of Us Should Use 1 Peter 4:10-11, NIV 1984 | <i>DDD NIV Songs 12, track 28</i> | | | | | | | | | | | | | | |
| OR Bible Verse Memory Game <i>instructions found in Appendix B</i> | <p>Lesson 1 Game: Freeze 'n' Say Lesson 2 Game: Deep Down Detectives Mission Madness Practice Lesson 3 Game: Duck, Duck, Goose</p> <p><i>These activities are also included on p.10 of this lesson plan with the Response Activities.</i></p> | | | | | | | | | | | | | | |

2. OPENING CIRCLE TIME (introduce the Bible Truth and tell the related Bible story)

| | |
|--|---|
| Gathering the Children <i>lyrics and sheet music, Appendix A</i> | <p><i>Sing verse 1 of The Classroom Song to gather the children for Circle Time.</i></p> <p>The Classroom Song, verse 1 <i>DDD NIV Songs 12, track 1</i></p> <p>Let's gather together to worship God, Let's gather together to worship God, Let's gather together to worship God, Come gather here with me!</p> |
| Welcome to Deep Down Detectives |  "Welcome to Deep Down Detectives. We're so glad you've joined us! Detectives are people who look for answers to questions. In Deep Down Detectives, we look for answers to big questions about God. We dig deep down in the truths of God's Word to find them." |

2. OPENING CIRCLE TIME, continued



= follow the stars for a short & simple lesson plan

| | |
|--|---|
| <p>Deep Down Detectives Theme Song</p> <p><i>Lyrics and sheet music, Appendix A</i></p> | <p>"Let's sing our Deep Down Detectives Theme Song."</p> <p>Deep Down Detectives Theme Song Deep Down Detectives Theme Song <i>DDD NIV Songs 12, track 5</i></p> <p>We're Deep Down Detectives, diggin' deep in God's Word, For truths about God and His plans for this world, We're seeking to love Him, with all of our heart, We're Deep Down Detectives! Come on! Let's start!</p> |
| <p>Classroom Rules Song</p> <p><i>Lyrics and sheet music, Appendix A</i></p> | <p>There are two very important things that Deep Down Detectives do together: we worship God and we love one another. Our Classroom Rules Song reminds us how we should act. Let's sing it."</p> <p>Classroom Rules Song <i>DDD NIV Songs 12, track 6</i></p> <p>Shh, be quiet while someone is talking, Raise your hand, if you have something to say, Don't touch your friend, sitting beside you, Obey your teachers, Be kind as you play. These are our classroom rules, These are our classroom rules, They help us worship God and love one another, These are our classroom rules.</p> |
| <p>Opening Prayer Time</p> <p><i>Lyrics and sheet music, Appendix A</i></p> | <p>"Children, we need God's help to keep these rules. Let's ask Him to help us right now. Let's get ready and pray."</p> <p>Let's Pray <i>DDD NIV Songs 12, track 7</i></p> <p>1-2-3! Fold your hands, Bow your head, Close your eyes. Let's pray! (<i>repeat</i>)</p> <p>"Let's pray:"</p> <p>Opening Prayer </p> <p>Dear Lord, We're so glad to get to gather together to worship You! Please help us keep the classroom rules. Please help us to love You and learn about You today. In Jesus' name we pray. Amen.</p> |

2. OPENING CIRCLE TIME, continued

★ = follow the stars for a short & simple lesson plan

Reveal the Big Question
Introduce the Big Question Box/Briefcase

lyrics and sheet music, Appendix A

“Detectives INVESTIGATE things. That means they ask questions and look for answers. Deep Down Detectives investigate big questions about God. The Big Question we are investigating today is right inside our Big Question Box/Briefcase.

The Big Question Box Song

DDD NIV Songs 12, track 8

We’ve got a big box,
All closed up and locked,
Filled with the truths of God’s Word.

We’ve got a brief case,
There’s no time to waste,
Come on, kids, let’s open it up!

The Big Question under Investigation

VISUAL take out AID



of BQB

Big Question & Answer Sign, front side

**found in the DDD Unit 12 Visual Aids, NIV Book*

Ok, who would like to open for me and pull out the Big Question?”

Choose a child to open the box/briefcase, take out the Big Question and hand it to you, then hold up the Big Question sign for all the children to see, and say:

★ The Big Question we are investigating today is Big Question Number 12:

How Should God’s People Live?

and the Answer is:

They Should Live Like Jesus!

Big Question Meaning

★ We become God’s people when we turn away from our sins and trust in Jesus as our Savior. When we do, God forgives our sins, and we begin a whole new way of life. God’s people no longer live life just to please themselves. They want to honor God with their whole lives, like Jesus did. They seek to love God most of all and love all people, too.

Big Question Songs

★ “Let’s sing our Big Question Song:

Big Q & A 12 Song

lyrics and sheet music, Appendix A

Big Q & A 12 Song

DDD NIV Songs 12, track 12

(adapted version of “Twinkle, Twinkle, Little Star”)

How should God’s people live each day?
They should live like Jesus!
How should God’s people live each day?
How should God’s people live each day?
How should God’s people live each day?
They should live like Jesus!

2. OPENING CIRCLE TIME, continued



= follow the stars for a short & simple lesson plan

| | | |
|--|---|--|
| <p>Learning about the Big Question (use one or both)</p> <p>★</p> | <p>Repeat the Big Question and Answer again: "How Should God's People Live? They Should Live Like Jesus!"</p> <p>Say: "Hmmm, I wonder what that means... Let's do our action rhyme/sing our song that explains it."</p> <p>Then do the action rhyme or sing the song using any of the optional motions suggested, if desired.</p> | |
| <p>Big Question Action Rhyme</p> | <p>Big Question 12 Action Rhyme</p> <p>Jesus loved God, I should, too! Jesus loved others, I should, too! Jesus prayed to God, I should, too! Jesus obeyed God, I should, too!</p> <p>God wants me to live like Jesus, In everything I think and say and do!</p> | <p>(POSSIBLE ACTIONS)</p> <p><i>Point up to God in heaven</i> <i>Point to self</i> <i>Point out to others</i> <i>Point to self</i> <i>Make prayer hands</i> <i>Point to self</i> <i>Point up to God in heaven</i> <i>Point to self</i></p> <p><i>Point up to God in heaven</i> <i>Touch head, mouth and walk in place</i></p> |
| <p>Big Question (Action Rhyme) Song</p> <p>★</p> <p><i>lyrics and sheet music, Appendix A</i></p> | <p>Big Question 12 (Action Rhyme) Song</p> <p style="text-align: right;"><i>DDD NIV Songs 12, track 13</i></p> <p>(POSSIBLE ACTIONS)</p> <p><i>Refrain:</i> How should God's people live? How should God's people live? How should God's people live? They should live like Jesus!</p> <p><i>Point up to God in heaven</i></p> <p>Verse 1 Jesus loved God most of all, He loved all people, too, In all that He did and said and thought, He loved them thru and thru. (Refrain)</p> <p><i>Touch heart, then point up to God in heaven</i></p> <p><i>Point out to others</i> <i>Touch heart</i></p> <p>Verse 2 God's people should love God most of all, They should love others, too, And God the Holy Spirit, Will help them in all they do. (Refrain)</p> <p><i>Point up to God in heaven</i> <i>Point out to others</i></p> <p><i>Touch heart</i></p> | |

2. OPENING CIRCLE TIME, continued

★ = follow the stars for a short & simple lesson plan

Learning the Bible Truth

VISUAL take out
AID



of BQB

VISUAL AID

All the Bible Truths Sign

★ "They Should Live Like Jesus" is a good beginning, but there's so more to learn. So it's time for us to dig down even deeper for more answers to our Big Question about God. We're going to be learning **EIGHT** Bible truths that all tell us more about what the God is like.

Who would like to hand me the picture with our eight Bible truths on it? It's in the Big Question Box/Briefcase." *Choose a child to get it and hand it to you, then hold it up and show them the pictures of the eight truths they will be learning.*

Bible Truth Clue

VISUAL take out
AID



of BQB

Bible Truth Clue Sign,
front side
VISUAL AID

After everyone has had a good look, say...

"Ok, we've learned seven truths about how to live for God. They are: "By Asking God for His Help," "By Loving God Most of All," "By Loving Other People as God Has Loved Them," "By Trusting God and Being Happy with What He Wants," "By Learning God's Word and Obeying It," "By Saying "No" to Disobeying God," and "By Telling the Good News of Jesus." (point to pictures as you identify each Bible Truth). Now let's look at our Bible Truth Clue sign and see if we can figure out which of these eight truths we will be learning about today. Who would like to get it out of the Big Question Briefcase for me?"

Choose a child to open the briefcase, take out the Bible Truth Clue sign and hand it to you. Hold up the front side for the children to see. Cover up the answer, written along the bottom, and say:

**"How Should God's People Live?
They Should Live Like Jesus!
By Making Much of ___!"**

Hint

We're missing one word. Here's the hint to what the missing word is. It says: "Who made all things and is the great, good King who rules over it all? It starts with a "G" and it rhymes with "odd."

Can you guess? It's "GOD."

So, the Bible Truth we are learning today is:
(uncover answer from bottom of sign, show it to them and say:)

★ **"How Should God's People Live?
They Should Live Like Jesus!
By Making Much of GOD!"**

And here is what this Bible Truth means: *(read the meaning off of the back of the sign, say:)*

Bible Truth Meaning

★ There are many things we delight in. Birthdays and Christmas. Learning to ride a bike or how to read. Even beautiful things, like the soft, fluffy snow and colorful rainbows. God's people delight in these things, too. But do you know what (or really WHO) God's people delight in most of all? It's the same person Jesus delighted in most of all... God!

Yes! Like Jesus, God's people want to delight in God most of all. They want their lips to be full of praise for Him, and their lives to be pleasing to Him. They want to tell others how good and loving and powerful God is. And they don't want others just to HEAR how amazing God is. They want others to BE His people, too, so they can KNOW God and DELIGHT in how amazing He is, themselves. They want the whole world to delight in God, because God is the most wonderful person we can ever know. And, because it pleases God when we make much of Him, the one, true God.

The big, Bible word for making much of God is "glorify." Jesus glorified God with His whole life—in everything He thought, and said, and did. God's people ask God to help them glorify Him, too. We can glorify God, too, when we turn away from our sins, trust in Jesus as our Savior, and live our lives for Him. This is how we become God's people. Let's make much of God!

2. OPENING CIRCLE TIME, continued



= follow the stars for a short & simple lesson plan

Learning the Bible Verse

"And how do I know this is true? God tells me so in His special book, the Bible."

The Bible Chant Song

Say or sing the Bible Chant Song.

lyrics and sheet music, Appendix A

The Bible Chant Song

DDD ESV Songs 12, track 9

The Bible, the Bible,
Let's get out the Bible.
Let's hear what God has to say.
The Bible, the Bible,
God's given us the Bible.
It's His Word for us to learn and obey! Yay!

Bible Verse

DDD 12.8 Bible Verse-front side (in the DDD Bible folder)

"Who would like to get our Bible folder out of the Big Question Briefcase for me?"

VISUAL AID Place verse in take out



Choose a child to open the briefcase, take out the "Bible" folder and hand it to you. Remove the Bible Verse Picture from the "Bible" folder and hold it up for all the children to see, then say:

Psalm 66:1-3,5,16 tells us:

Psalm 66:1-3,5,16

*found in the DDD Unit 12 Visual Aids, NIV Book

"Shout with joy to God, all the earth! Sing the glory of His name! Say to God, "How awesome are your deeds! Come and see what God has done... Let me tell you what he has done for me."

Learn a Little: "Shout with joy to God, all the earth! Sing the glory of His name!"


Bible Verse Meaning



What does that mean?

God's people delight in God's glory. He has been so good to them! He has given His Son to save them from their sins. He has provided for their needs with what He knows is best for them. He has filled them with His Holy Spirit, and they have fellowship with Him in their heart. They have never lacked any good thing and they never will their whole life. They want to praise the LORD all the time. They want others to join them in magnifying His name (praising Him) and in knowing Him, themselves. To be one of God's people is the best blessing anyone can ever have.

2. OPENING CIRCLE TIME, continued

 = follow the stars for a short & simple lesson plan

**Bible Verse
Song**

*lyrics and sheet music,
Appendix A*

You might also enjoy:

*Each of Us Should Use
1 Peter 4:10-11
DDD NIV Songs 12,
track 36*

We've said our Bible verse, now let's sing it!

Shout with Joy to God: Psalm 66:1-3,5,9,16

DDD NIV Songs 12, track 36

Faithful! He is faithful!
The LORD is faithful to all His promises.
Loving! He is loving!
The LORD is loving toward all He has made.
The LORD is near to all,
To all who call on Him in truth.
He fulfills the desires of those who fear Him,
He hears their cries and saves them.
Faithful! He is faithful!
The LORD is faithful to all His promises.
Loving! He is loving!
The LORD is loving toward all He has made.
Psalm One-forty-five, verses thirteen,
eighteen, and nineteen.

2. OPENING CIRCLE TIME, continued



= follow the stars for a short & simple lesson plan

| | |
|---|--|
| <p>Getting into the Case</p> | <p>"Now it's time to do a bit more deep down investigating. Let's see what Detective Dan wants us to help him figure out. Would someone like to get it out for me?"</p> |
| <p>Listening Assignments</p> <p>Place in  take out  of BQB</p> | <p>NOTE: Listening assignments are most suitable for ages 3+. Skip straight to the Bible story (see bottom of this page), if working with 2 year olds.</p> <p>"Let's open up our listening assignment and see what we are supposed to figure out today.</p> <p>Choose a child to take out the Listening Assignment (from the DDD Bible Folder) and hand it to you. Read Detective Dan's letter to the children that includes the listening assignment. The listening assignments are summarized below:</p> |
| <p>VISUAL AID</p> <p></p> <p>DDD Unit 12 Visual Aids, NIV</p> | <p>Detective Dan's Lesson #1 Listening Assignment:</p> <p>I need to find out:</p> <ol style="list-style-type: none"> 1. Who was the man who was boastful? Who did he first boast about? 2. Why did he change his boast? Who did boast in, instead? |
| <p>VISUAL AID</p> <p></p> <p>DDD Unit 12 Visual Aids, NIV</p> | <p>Detective Dan's Lesson #2 Listening Assignment:</p> <p>Our Bible Verse is Psalm 66:1-3,5,16, NIV 1984:</p> <p>"Shout with joy to God, all the earth! Sing the glory of His name! Say to God, "How awesome are your deeds! Come and see what God has done... Let me tell you what he has done for me."</p> <p>I need to find out:</p> <ol style="list-style-type: none"> 1. Who changed from being a man who boasted about himself to a man who boasted about God? 2. What awesome deed of God did he especially love to boast about? |
| <p>VISUAL AID</p> <p></p> <p>*Listening Assignment #3 includes the Assignment Sheet, plus 6 clue pictures*</p> <p>DDD Unit 12 Visual Aids, NIV</p> | <p>Detective Dan's Lesson #3 Listening Assignment:</p> <p>I found six clues, but only 4 of them are in the story. They are: a star, God's law, a shoe, a Pharisee, the cross, wild animal. Hold each of them up for the children to see as you identify them.</p> <p>I need to figure out:</p> <ol style="list-style-type: none"> 1. Which four belong in our story? 2. Who did Paul boast in most of all? Why did he boast in Him so much? |
| <p>Tell the Bible Story</p> <p>Place story & pics in  take out  of BQB</p> <p>DDD Unit 12 Visual Aids, NIV</p> <p>Story text included in this book right after this lesson plan and in Visual Aids book</p> | <p>Then say, "Ok, Deep Down Detectives! Put on your best listening ears and see if you can hear the answers to Detective Dan's questions. When I finish telling the story, we will see if we can answer all the questions."</p> <p>Bible Story: The Case of the Boastful Man <i>Acts 7-9,22; Romans; 1 & 2 Corinthians; Ephesians; Philippians</i></p> <p>Read the Bible Truth story, putting up the storyboard pictures as you tell it. Then, have the children answer the listening assignment. Present the gospel and lead in prayer.</p> <p>*Answers to questions; the gospel; and, ACTS prayer are included with the story text.*</p> |

2. OPENING CIRCLE TIME, continued

★ = follow the stars for a short & simple lesson plan

| | |
|--|---|
| <p>Story Response Song(s)</p> <p>Hymn</p> <p><i>lyrics and sheet music, Appendix A</i></p> | <p><i>As attention span and time allow, you might want to end with one of the following songs which also tie in with the unit. If desired, use the Music and Movement activity ideas while singing (listed with the Response Activities).</i></p> <p>Trust and Obey <i>DDD NIV Songs 12, track 15</i></p> <p>Verse 1 When we walk with the Lord, In the light of His Word, What a glory He sheds on our way! While we do His good will; He abides with us still, And with all who will trust and obey.</p> <p>Refrain Trust and obey, For there's no other way, To be happy in Jesus, But to trust and obey.</p> <p>Tie-in: "How should God's people live each day? They should live like Jesus! God's people live like Jesus when they trust and obey God. Jesus always trusted and obeyed His Father in heaven, even when it was very, very hard. God's people go through hard things, too. They might want to be afraid or sad. They might want to be unhappy, but they don't need to be. They can trust God and keep on obeying Him. God will never stop caring for them! God has promised to care for His people every day of their lives. We can become God's people when we turn from our sins and trust in Jesus as our Savior."</p> |
|--|---|






| | |
|--|---|
| <p>Praise Song</p> <p><i>lyrics and sheet music, Appendix A</i></p> | <p>Praise Song: I Have Decided to Follow Jesus <i>DDD NIV Songs 12, track 16</i></p> <p>I have decided to follow Jesus, I have decided to follow Jesus, I have decided to follow Jesus, No turning back, no turning back..</p> <p>Tie-in: "How should God's people live each day? They should live like Jesus! The Lord wants us to decide--that is, to say "Yes, I will!"-- to live like Jesus each day. He wants us to love and obey Him. That's what it means to follow Jesus. Let's sing a song about following Jesus."</p> |
|--|---|

3. TAKING ACTION: Response Activities *(choose from among these activities)*

| | |
|--|--|
| <p>Transition to Activities</p> | <p>★ Well, Deep Down Detectives, you've done a great job diggin' deep down for answers in the truths of God's Word. Now it's time to enjoy some activities."</p> <p><i>Tell children what activity/s you are providing for them: either free play or some of the response activities listed below. When you are ready to dismiss them, use this song to help the children transition in an orderly fashion to their next activity.</i></p> |
|--|--|

| | |
|--|--|
| <p>Classroom Song, verse 2</p> <p><i>lyrics and sheet music, Appendix A</i></p> | <p>"Children, let's sing our Time to Play Song. When we are finished you may get up and walk over to our next activity."</p> <p>Classroom Song, verse 2 <i>DDD NIV Songs 12, track 2</i></p> <p>We've gathered together to worship God, We've gathered together to worship God, And now it's time to play.</p> <p><i>Dismiss the children to whatever activities you have prepared for them to do.</i></p> |
|--|--|

3. TAKING ACTION: Response Activities (choose from among these activities) ★ = short & simple lesson plan

| | |
|---|---|
| <p>Response Activities</p> | <p>Choose one or more activities appropriate for your children, based on classroom time and developmental needs. Add the Discussion Sheet to any activity for deeper learning. ★</p> |
| <p>Bible Verse Memory Game</p> <p><i>game directions, Appendix B</i></p> | <p>Though listed with the opening activities, you may choose to use this Bible verse game here instead (or as a repeat).</p> <ul style="list-style-type: none"> Lesson 1 Game: Freeze 'n' Say Lesson 2 Game: Deep Down Detectives Mission Madness Practice Lesson 3 Game: Duck, Duck, Goose <p>Use the Discussion Sheet with this activity for even deeper learning ★</p>  <p>Discussion Questions</p> |
| <p>Music, Movement & Memory Activity</p> <p><i>game directions, Appendix B</i></p> | <p>A music activity that uses the songs from the Bible Truth and Big Question unit.</p> <ul style="list-style-type: none"> DDD Songs for this Bible Truth, plus: Lesson 1 Activity: Bottle Shakers Lesson 2 Activity: March 'n' Say Lesson 3 Activity: Clap, Tap and Say <p>Use the Discussion Sheet with this activity for even deeper learning ★</p>  <p>Discussion Questions</p> |
| <p>Bible Story Review Game</p> <p><i>game directions, Appendix B</i></p> | <p>A game that uses the storyboard pictures from the story to review the story.</p> <ul style="list-style-type: none"> Lesson 1 Game: Going Fishing Lesson 2 Game: Pony Express Lesson 3 Game: Who's Inside <p>Use the Discussion Sheet with this activity for even deeper learning ★</p>  <p>Discussion Questions</p> |
| <p>Coloring Pages/ Take Home Sheets</p> <p><i>in Appendix C</i></p> <p>★</p> | <p>A coloring page related to the lesson assignment question is provided for each lesson. On the back of each are the key concepts, a few questions and a song for parents to use with their children.</p> <p>NOTE: Upgrade your coloring sheet to a more interesting craft by offering simple embellishments, such as jiggly eyes, craft sand, glitter, glitter glue, colored paper dots (made with a hole punch), fabric scraps, etc. Make cut-to-size glued-on clothes, hair, etc for characters by using a copy of the coloring sheet, cutting out the selected portions and making them the patterns for whatever you want to cut out of fabric, paper, foil, etc.</p> <ul style="list-style-type: none"> Lesson 1 Coloring Sheet Emphasis: Bible Truth Lesson 2 Coloring Sheet Emphasis: Bible Verse Lesson 3 Coloring Sheet Emphasis: ACTS Prayer <p>Use the Discussion Sheet with this activity for even deeper learning ★</p>  <p>Discussion Questions</p> |
| <p>Extra Crafts: Big Question Craft</p> <p><i>in Appendix C</i></p> <p>Bible Verse Craft</p> <p><i>in Appendix C</i></p> <p>Bible Story Puzzle</p> <p><i>in Appendix C</i></p> | <p>These crafts are slightly more complex than the coloring/take home sheets:</p> <p>The Bible Concept Go-and-Tell Craft is a craft that summarizes the Bible concept and includes the Bible verse is included for those desiring more than a coloring sheet. This more complex craft will involve gluing, sticking, etc. Can be used at any time.</p> <p>The Bible Story Coloring Sheet provides a tie in between the Bible story) and the Bible truth they are learning.</p> <p>The Storyboard Picture Placement Page has been made into a puzzle that can be cut out and re-assembled by the children. This provides a nice summary of the story.</p> <p>Use the Discussion Sheet with these activities for even deeper learning ★</p>  <p>Discussion Questions</p> |
| <p>Free Play Activities ★</p> <p><i>ideas in Appendix D</i></p> | <p>Offer your own or some of the easy-to-make, free play activities suggested in Appendix D.</p> |

4. CLOSING CIRCLE TIME *(End-of-session activities for the last 5-10 minutes of class time)*



| | |
|--|---|
| <p>Transition to Closing Circle</p> <p>Classroom Song, verse 3</p> <p><i>lyrics and sheet music, Appendix A</i></p> | <p><i>Use this song to help the children transition in an orderly fashion. Start singing this song and ask the children to gather with you for Closing Circle Time.</i></p> <p>Classroom Song, verse 3 <i>DDD NIV Songs 12, track 3</i></p> <p>It's time to get ready to go and tell, It's time to get ready to go and tell, Come gather here with me.</p> |
| <p>Closing Circle Time</p> <p>Classroom Song, verse 4</p> <p><i>lyrics and sheet music, Appendix A</i></p> | <p><i>When children are settled in the circle, say:</i></p> <p>"It's almost time for your parents to come pick you up. And do you know what that means? It means.... (draw this out to build anticipation and excitement)...that it's almost time to go home and....it's almost time to...Go and Tell! We have learned some big news about God today. God wants us to take and tell it to the whole world!"</p> <p>Classroom Song, verse 4 <i>DDD NIV Songs 12, track 4</i></p> <p>So what's our big news to go and tell, So what's our big news to go and tell, Can you tell me now?</p> |
| <p>Big News to Tell</p> <p>Big Question 12</p> <p><i>VISUAL AID</i></p> <p>#1</p> <p><i>*found in DDD Unit 12 Visual Aids, NIV Book</i></p> <p><i>lyrics and sheet music, Appendix A</i></p> <p>Big Question 12, Bible Truth 8</p> <p><i>VISUAL AID</i></p> <p>#3</p> | <p>"Let's see....there's so much big news to tell! There's so much we've learned!</p> <p>First of all, can you tell me the answer to our Big Question: "How Should God's People Live?" <i>Hold up the Bible Truth Clue Picture.</i></p> <p>Say the answer with me: "They Should Live Like Jesus!"</p> <p><i>(If desired, you can sing one/both of the Big Question songs.)</i> <i>DDD NIV Songs 12, tracks 12,13</i></p> <p>And what's one way He does this? What did we learn? <i>Point to the picture.</i></p> <p>"By Making Much of God!"</p> <p>"And how do I know this is true? Can you tell me? Say it with me: "The Bible tells me so!" That's right!</p> |
| <p>Big Question 12 Bible Truth 8 Bible Verse</p> <p><i>VISUAL AID</i></p> <p>#4</p> <p><i>*found in the DDD Unit 12 Visual Aids, NIV Book</i></p> <p><i>lyrics and sheet music, Appendix A</i></p> | <p>We learned: Psalm 66:1-3,5,16:</p> <p>"Shout with joy to God, all the earth! Sing the glory of His name! Say to God, "How awesome are your deeds! Come and see what God has done... Let me tell you what he has done for me."</p> <p>Learn a Little: "Shout with joy to God, all the earth! Sing the glory of His name!"</p> <p>God's people delight in God's glory. He has been so good to them! He has given His Son to save them from their sins. He has provided for their needs with what He knows is best for them. He has filled them with His Holy Spirit, and they have fellowship with Him in their heart. They have never lacked any good thing and they never will their whole life. They want to praise the LORD all the time. They want others to join them in magnifying His name (praising Him) and in knowing Him, themselves. To be one of God's people is the best blessing anyone can ever have.</p> <p><i>(If desired, you can sing the Bible verse song.)</i> <i>DDD NIV Songs 12, track 36</i></p> |

4. CLOSING CIRCLE TIME, continued



= follow the stars for a short & simple lesson plan

| | |
|---|---|
| <p>Closing ACTS Prayer Time</p> <p>ACTS Prayer Chant</p> <p><i>lyrics and sheet music, Appendix A</i></p> | <p><i>Let's ask God to help us to remember this and even tell others this good news. Let's get ready and pray our ACTS prayer.</i></p> <p><i>And what does ACTS mean? Let's sing/say our ACTS Prayer Chant!</i></p> <p>ACTS Prayer Chant Song <i>DDD NIV Songs 12, tracks 10,11</i></p> <p>A, Adoration, God, we praise You! C, Confession, Forgive us our sins. That's the ACTS prayer, my friend, T, Thanksgiving, Thank You for Jesus, Bow your head, Close your eyes, Shhh, S, Supplication, Help us to live like Him.. Let's begin.</p> |
| <p>Closing ACTS Prayer</p> | <p>"Let's pray!"</p> <p><i>Lead the children in the ACTS prayer for this Bible Truth.</i></p> <p>A God, we praise You. You are perfect, good, loving, and wise. You deserve all our praise.</p> <p>C God, please forgive us for choosing to not praise You or delight in You, as You deserve. Many times, we choose to make much of ourselves or others, instead of You. We need a Savior!</p> <p>T Thank You, God, for sending Jesus to save us from our sins. He alone is Savior. He deserves for us to make much of Him.</p> <p>S God, please work in our hearts. Help us turn away from our sins and trust in Jesus as our Savior. Help us to make much of You. Help us to delight in You and how wonderful You are.</p> <p>In Jesus' name we pray, Amen.</p> |
| <p>5. TAKING IT HOME <i>(Take Home Sheet)</i></p> | |
| <p>Clean up and Dismissal </p> | <p>"Now it's time to work together and clean up." <i>Have the children join you in cleaning up the room.</i></p> |
| <p>Coloring Pages/ Take Home Sheets </p> <p><i>in Appendix C</i></p> | <p><i>Give out the craft/take home sheet and any other papers from the session, as you dismiss children from class.</i></p> <p><i>(Reminder: The back side of the coloring page is the take home sheet for each lesson.)</i></p> |
| <p>Bible Story to Take-Home</p> <p><i>in Appendix C</i></p> | <p>You may also want to include a copy of the story along with the take home sheet. (However, each coloring sheet/take home sheet includes a note to parents telling where they can download the story from the Parent Resources section on the website.)</p> |

The Case of the Boastful Man*Acts 7-9,22; Romans; 1 & 2 Corinthians; Ephesians; Philippians***Story-telling Tips**

Ahead of time:

1. Read the Bible verses and story. Pray!
2. Choose story action cues and prepare storyboard figures/story scenes, if using. (In Visual Aids book)
3. Practice telling story with the storyboard pictures, timing your presentation. Shorten, if necessary.

During your presentation:

1. Maintain as much eye contact as possible as you tell the story.
2. Put up storyboard figures/add story action cues/hold up storybook scenes as you tell the story. Allow the children to help you put them on the board, if desired.
3. Include the children in your story with a few questions about what they think will happen or words/concepts that might be new to them.
4. Watch the kids for signs that their attention span has been reached. Shorten, if necessary.

INTRODUCTION/ LISTENING ASSIGNMENTS

"Our story is called: The Case of the Boastful Man. Here is your listening assignment." Read from Detective Dan's Listening Assignment signs, but questions are summarized below:

Detective Dan's Lesson #1 Listening Assignment:

I need to find out:

1. **Who was the man who was boastful? Who did he first boast about?**
2. **Why did he change his boast? Who did boast in, instead?**

Detective Dan's Lesson #2 Listening Assignment:**Our Bible Verse is Psalm 66:1-3,5,16:**

"Shout with joy to God, all the earth! Sing the glory of His name! Say to God, "How awesome are your deeds! Come and see what God has done... Let me tell you what he has done for me."

I need to find out:

1. **Who changed from being a man who boasted about himself to a man who boasted about God?**
2. **What awesome deed of God did he especially love to boast about?**

Detective Dan's Lesson #3 Listening Assignment:

I found six clues, but only 4 of them are in the story.

They are: a star, God's law, a shoe, a Pharisee, the cross, wild animal.

Hold each of them up for the children to see as you identify them.

I need to figure out:

1. **Which four belong in our story?**
2. **Who did Paul boast in most of all? Why did he boast in Him so much?**

Read the assignment questions, THEN SAY,

"Ok, Deep Down Detectives! Put on your best listening ears and see if you can hear the answers to Detective Dan's questions. When I finish telling the story, we will see if we can answer all the questions."

Read the Bible Truth story, answer questions, present the gospel and lead in prayer.

Answers to questions; the gospel; and, ACTS prayer are included with the story text.

The Case of the Boastful Man *Acts 7-9,22; Romans; 1 & 2 Corinthians; Ephesians; Philippians*

Story with lines separating paragraphs (text in bold, optional interaction cues in italics)

Paul was a man who was always boasting. What is boasting? It's telling how great someone is to others. Now, some people boast in themselves, and some people boast in others. Many times, boasting is bad, especially when we boast about ourselves. But some boasting is good when we boast about the right person. Paul started out as a bad boaster, but he became a good boaster. Can you guess who Paul learned to boast in?

Can you guess who?

It was the LORD! Yes, Paul loved to make much of the one, true God!

"Some might think I have a lot to boast about MYSELF. I certainly used to think I did," Paul told people. "After all, I was born in an important city as a Roman. I enjoyed lots of nice things and was treated as someone special. That sounds like a lot to boast about, doesn't it?" Paul explained.

"My parents were good Jews. I grew up learning God's Word and obeying it. That sounds like a lot to boast about, too, doesn't it?" Paul told people.

"I was really, really smart. I went to the school for smart boys in the big city of Jerusalem. I had great teachers like Gamaliel to teach me. That sounds like something else I could boast about," Paul said.

"I stayed in school a long time. I was one of the best students. I became a Pharisee. I became very good at knowing God's laws and keeping all of the teachers' extra, little rules. I was better than others at keeping them. I thought I pleased God by being a good law-keeper," Paul told them. "Oh, I thought I had so much to boast in!" he exclaimed.

"But I was wrong," Paul sadly said. "I had nothing to boast about. I was just like everyone else. My heart was full of sin. I was a lawbreaker, not a law-keeper. I could never really please God by obeying laws and rules," Paul confessed. "I did some terrible things. I hated Jesus and told everyone that He was a fake Savior. I hunted down His followers. I had them hurt and put in jail. I was even happy if they died! I thought these things pleased God. But I was so wrong. So terribly wrong!" Paul exclaimed.

"No, I had nothing to boast about at all. I deserved God's punishment for my sins! I could never please Him on my own," Paul admitted.

"But do you know what? God saved me from my sins, and He made me one of His people!" Paul said.

Can you guess how God saved Paul?

Through Jesus!

"Yes, God saved me through His Son, Jesus!" Paul exclaimed. "He forgave me—yes, even me, the worst of sinners! What a wonderful Savior He is!" Paul said. "And that's why I love to boast about God. That's why I want to do anything for Him. I want to make much of God because of what He's done for sinners like me!"

Story with lines separating paragraphs (text in bold, optional interaction cues in italics)

So, for the rest of his life, in everything he did, and everything he said, to EVERYONE he met, Paul boasted about the LORD. There was never a time when Paul could not think of a way to make much of God!

Sometimes, Paul traveled to big cities and talked to smart people who thought believing in Jesus was silly. Paul boasted in God to them: "You may think believing in Jesus is silly, but God's silliness is smarter than all your smartness! Jesus really IS God's Son! Turn away from your sins. Trust in Him as your Savior, and be saved!" he urged them. WHO was Paul making much of when he talked to these smart people?

Can you tell me?

He was making much of the LORD! He loved to tell everyone how great is the one, true God!

Sometimes, Paul talked to people who hurt him and threw him in jail when he told them about Jesus. But Paul boasted in God to them: "I don't like to be hurt or be put in jail, but Jesus suffered far more than this for me. He suffered and died for my sins on the cross. He can forgive your sins, too, if you turn away from disobeying God and trust in Jesus as your Savior," Paul told them. "I am happy to suffer for Him who suffered so much for me, especially if it helps you to believe in Him, too!" he said. WHO was Paul was making most of when he thought about his suffering?

Can you tell me?

He was making much of the LORD! He loved to tell everyone how great is the one, true God!

Sometimes, Paul preached to God's people who gathered at a worship house to hear God's Word. Paul read the Bible to them and showed them all God's promises about Jesus. "How great God is! He planned all along to send Jesus to save His people. God put it here in the Bible for us to read and to help us believe," Paul told them. WHO was Paul making much of when he preached God's Word?

Can you tell me?

He was making much of the LORD! He loved to tell everyone how great is the one, true God!

Sometimes, Paul was weak and sick. His eyes hurt and he could hardly write. "God always makes me strong to do whatever He wants me to do. When I am weak, He can show everyone how strong He is!" Paul boasted. WHO was Paul making much of when he talked about his weakness?

Can you tell me?

He was making much of the LORD! He loved to tell everyone how great is the one, true God!

Paul faced death many times. Once, at the teeth of wild animals; and another time, out on a sinking boat on stormy seas. Paul boasted in God then, too. "God can even rescue me from the teeth of wild animals. He can even save me out in the stormy seas. There is nothing He can't do," Paul said. And sure enough, God DID save him!

WHO was Paul making much of, even in these very scary times?

Can you tell me?

He was making much of the LORD! He loved to tell everyone how great is the one, true God!

Story with lines separating paragraphs (text in bold, optional interaction cues in italics)

“And when I DO die,” Paul told people, “God will take me to live with Him forever in heaven. Through Jesus, God has already beat sin and death for me! Going to live with Him will be best of all!” Paul exclaimed. WHO was Paul making much of, even when he talked about dying?

Can you tell me?

He was making much of the LORD! He loved to tell everyone how great is the one, true God!

Yes, no matter what Paul went through, no matter who he talked to, Paul boasted in the LORD. He loved to make much of God!

Cracking the Case: (story wrap-up for Listening Assignments)

It's time to see how we did with our Listening Assignment.

Detective Dan's Lesson 1 Listening Assignment:

1. Who was the man who was boastful? Who did he first boast about? Paul. He boasted in himself and all the good things he did.

2. Why did he change his boast? Who did boast in, instead? He changed his boast when God showed him that he was a sinner who did not deserve to be one of God's people. He changed his boast to God and how He had forgiven his sins through Jesus.

For You and Me:

God has been kind to give each of us many good gifts. He has made us able to do many good things. Sometimes, we might want to boast about the good things we can do. But like Paul, God wants us to boast only in Him. He is the giver of all those good gifts; and, He is the only one who can forgive our sins through Jesus. We need Him to do that most of all! That's why Paul made much of God. And, that's what God wants us to do, too. He wants us to turn away from our sins and trust in Jesus as our Savior. He wants us to praise Him for being our God and for being so good to us. Ask Him to help you do this. He loves to answer this prayer!

Detective Dan's Lesson 2 Listening Assignment:

Our Bible Verse is Psalm 66:1-3,5,16, NIV 1984:

"Shout with joy to God, all the earth! Sing the glory of His name! Say to God, "How awesome are your deeds! Come and see what God has done... Let me tell you what he has done for me."

1. Who changed from being a man who boasted about himself to a man who boasted about God? Paul did.

2. What awesome deed of God did he especially love to boast about? For forgiving his sins through Jesus.

What about you and me?

God gives the whole earth reason to shout for joy. He gives the whole earth reason to glory in his name. Everywhere are God's awesome deeds in the earth. More than anyone else, God's people love to make much of God and all of the good things He has done. After all, He has saved from their sins and made them His dearly-loved people forever. We can become God's people, too, when we turn away from our sins and trust in Jesus as our Savior. Then like the rest of God's people, we will have so very much to boast in God about!

Detective Dan's Lesson 3 Listening Assignment:

Our six clues were: a star, God's law, a shoe, a Pharisee, the cross, wild animal.

1. Which four belong in our story?

God's law, the Pharisee, the cross and the wild animal belong. The star and the shoe do not.

2. Who did Paul boast in most of all? Why did he boast in Him so much? He boasted in God. Because God had forgiven his sins and saved him through Jesus, when he never, ever deserved it.

For You and Me:

What a great work God did in Paul's heart! He had been a man who boasted in how well he could keep God's laws. God changed him into a man who knew that only through Jesus that he could ever please God and become one of His people. Paul was so grateful to God for saving him! God can save us, too, when we turn away from our sins and trust in Jesus as our Savior. Then, what a lot we will have to be grateful to God for, too!

The Gospel (story wrap-up if NOT using Listening Assignments)**Our Bible Truth is:**

How Should God's People Live?

They Should Live Like Jesus...

By Making Much of God!

How should God's people live each day? They should live like Jesus... by making much of Him. God's people want to make much of God because of all He has done for them. He has treated them so much better than they could ever deserve. God's people, like everyone, have all chosen to disobey God. They deserved His punishment. But God sent His Son, Jesus, to live a perfect life and offer it up as He died on the cross as the full payment for their sins. On the third day, Jesus rose from the dead in victory. He had beaten sin and death for them. God's people turn away from their sins and trust in Jesus as their Savior. They get to know God in their hearts, now. And one day, go to live with God forever. We can become God's people, too, when we turn away from our sins and trust in Jesus as our Savior. And if we do, we will want to make a big deal about God's wonderful love for us!

Close in prayer.

Closing ACTS Prayer

- A** God, we praise You. You are perfect, good, loving, and wise. You deserve all our praise.
- C** God, please forgive us for choosing to not praise You or delight in You, as You deserve. Many times, we choose to make much of ourselves or others, instead of You. We need a Savior!
- T** Thank You, God, for sending Jesus to save us from our sins. He alone is Savior. He deserves for us to make much of Him.
- S** God, please work in our hearts. Help us turn away from our sins and trust in Jesus as our Savior. Help us to make much of You. Help us to delight in You and how wonderful You are.

In Jesus' name we pray, Amen.

Go to Lesson Plan, p.9 for the script to the rest of the lesson.

Deep Down Discussion Sheet

use with all THREE lessons

Use with all response activities for deeper learning



P.1

Questions to aid discussion of the key concepts and for use in games

Be familiar with these questions and answers. Look for opportunities to ask questions and discuss their answers, such as while the children work on their coloring pages, as part of their response games, or during play time. Remember: your goal isn't to ask all these questions or only talk to the children about these things. It is to be deliberate in having good conversations with them, however much or little you have.

| | |
|--|---|
| <p>BIG QUESTION</p> <p>Meaning</p> <p>Discussion Questions</p> <p><i>choose a few</i></p> | <p>How Should God's People Live? They Should Live Like Jesus!</p> <p>We become God's people when we turn away from our sins and trust in Jesus as our Savior. When we do, God forgives our sins, and we begin a whole new way of life. God's people no longer live life just to please themselves. They want to honor God with their whole lives, like Jesus did. They seek to love God most of all and love all people, too.</p> <p>1. How should God's people live each day? <i>They should live like Jesus!</i></p> <p>2. Who did Jesus always love? <i>God.</i></p> <p>3. Who did Jesus always please in everything He felt, thought, said, and did? <i>God.</i></p> <p>4. Are God's people perfect like Jesus? <i>No, they are not.</i></p> <p>5. Who do God's people try to live like? <i>Jesus.</i></p> <p>6. How do God's people try to live like Jesus? <i>They try to love God and please Him in everything they feel, think, say, and do.</i></p> <p>7. How can we become God's people? <i>By turning away from our sins and trusting in Jesus as our Savior.</i></p> |
| <p>BIBLE TRUTH</p> <p>Meaning</p> <p>Discussion Questions</p> <p><i>choose a few</i></p> | <p>They Should Live Like Jesus...By Making Much of God!</p> <p>There are many things we delight in. Birthdays and Christmas. Learning to ride a bike or how to read. Even beautiful things, like the soft, fluffy snow and colorful rainbows. God's people delight in these things, too. But do you know what (or really WHO) God's people delight in most of all? It's the same person Jesus delighted in most of all... God! Yes! Like Jesus, God's people want to delight in God most of all. They want their lips to be full of praise for Him, and their lives to be pleasing to Him. They want to tell others how good and loving and powerful God is.</p> <p>And they don't want others just to HEAR how amazing God is. They want others to BE His people, too, so they can KNOW God and DELIGHT in how amazing He is, themselves. They want the whole world to delight in God, because God is the most wonderful person we can ever know. And, because it pleases God when we make much of Him, the one, true God.</p> <p>The big, Bible word for making much of God is "glorify." Jesus glorified God with His whole life—in everything He thought, and said, and did. God's people ask God to help them glorify Him, too. We can glorify God, too, when we turn away from our sins, trust in Jesus as our Savior, and live our lives for Him. This is how we become God's people. Let's make much of God!</p> <p>1. What are some thing we like to make a big deal about? <i>Birthdays, Christmas; learning to read or ride a bike; beautiful things, like snow and rainbows.</i></p> <p>2. Who do God's people like to make the biggest deal about? <i>God.</i></p> <p>3. What do God's people want others to know about God? <i>How good and loving and powerful He is.</i></p> <p>4. What do God's people want others to know about Jesus? <i>His wonderful gift of salvation through Him.</i></p> <p>5. What do God's people want everything in their lives to show? <i>How amazing God is, because He is most wonderful of all!</i></p> <p>6. How can we become God's people? <i>By turning away from our sins and trusting in Jesus as our Savior.</i></p> |

Deep Down Discussion Sheet

use with all THREE lessons

P.2

Questions to aid discussion of the key concepts and for use in games

| | |
|---|--|
| <p>THE GOSPEL</p> | <p>What is God’s good news for you and me? <i>The gospel! God’s people want to make much of God because of all He has done for them. He has treated them so much better than they could ever deserve. God’s people, like everyone, have all chosen to disobey God. They deserved His punishment. But God sent His Son, Jesus, to live a perfect life and offer it up as He died on the cross as the full payment for their sins. On the third day, Jesus rose from the dead in victory. He had beaten sin and death for them. God’s people turn away from their sins and trust in Jesus as their Savior. They get to know God in their hearts, now. And one day, go to live with God forever. We can become God’s people, too, when we turn away from our sins and trust in Jesus as our Savior. And if we do, we will want to make a big deal about God’s wonderful love for us!</i></p> |
| <p>BIBLE TRUTH BIBLE VERSE</p> <p>Meaning</p> <p>Discussion Questions</p> <p><i>choose a few</i></p> | <p>“Shout with joy to God, all the earth! Sing the glory of His name! Say to God, “How awesome are your deeds! Come and see what God has done... Let me tell you what he has done for me.” -- Psalm 66:1-3,5,16</p> <p>Learn a Little: “Shout with joy to God, all the earth! Sing the glory of His name!”</p> <p>God’s people delight in God’s glory. He has been so good to them! He has given His Son to save them from their sins. He has provided for their needs with what He knows is best for them. He has filled them with His Holy Spirit, and they have fellowship with Him in their heart. They have never lacked any good thing and they never will their whole life. They want to praise the LORD all the time. They want others to join them in magnifying His name (praising Him) and in knowing Him, themselves. To be one of God’s people is the best blessing anyone can ever have.</p> <p>1. What is glory? <i>Glory is making much of God. It is telling how great He is.</i></p> <p>2. Whose glory do God’s people delight in? <i>In God’s glory.</i></p> <p>3. Why do God’s people delight in His glory? <i>Because even though they have all disobeyed Him and deserve His punishment, He has chosen to make them His dearly-loved people. He saved them through Jesus.</i></p> <p>4. What other good things has the LORD done for His people? <i>He has given them His promise to always take care of them. They will never lack any good thing their whole lives. He will always give them what is best for them.</i></p> <p>5. How can we become God’s people? <i>We can ask God to help us to turn away from our sins and trust in Jesus as our Savior. He loves to answer these prayers!</i></p> |
| <p>BIBLE STORY</p> <p>Discussion Questions</p> <p><i>choose a few</i></p> | <p>The Case of the Boastful Man</p> <p><i>choose a few</i></p> <p>1. Who did Paul love to boast about? <i>God.</i></p> <p>2. What kinds of things could Paul have boasted about himself? <i>He grew up as a Jew, learning God’s Word and obeying it. He was a Roman, so he was treated as special in his country. He was very smart and went to a very good school for very smart boys. He was better than most people at keeping all of the little rules his teachers thought God’s people should keep.</i></p> <p>3. Why didn’t Paul think he should boast in these good things about himself? <i>Because he knew that he was a sinner who deserved God’s punishment, just like everyone else. But he thought of himself as worse than most people, because he had hurt and even tried to kill many of Jesus’ disciples.</i></p> <p>4. What did Paul boast about when he went through hard things? <i>How great God was and how able God was to help him do whatever God wanted him to do.</i></p> <p>5. Why is God the one we should boast in, instead of any good things about ourselves? <i>Because God is the one, true God. He is the one who even gave us all the good things we can do. He is the only one who can save sinners through Jesus. We should all make much of Him for all He is and has done for us!</i></p> |