

DEEP DOWN DETECTIVES

**Curriculum Resources
for Unit 12, Bible Truth 7:**



**How Should God's People Live?
They Should Live Like Jesus...
By Telling the Good News
of Jesus!**

Session Prep (especially good for newbies!)

Pray!



Pray for the Holy Spirit to be at work in your and the children's hearts.

Review



If new to the curriculum, look at the **Getting Started with Deep Down Detectives section of the Core Curriculum book.** (p.5) It will be especially helpful to read through the Deep Down Detectives section of **The Praise Factory Tour: Extended Version Book.** This is a visual way to understand what goes on in the classroom. (A pdf of the book is found in the samples section on the website.)

Look through and Learn the Lesson



Read over **lesson plan.** Practice any **songs or action rhymes** you are using. Choose/make up motions to go with these. Choose less with younger children and more with older preschoolers. **Practice the lesson with the visual aids** and using the Big Question Box/Briefcase.

Read and Rehearse the Bible Story with Pictures



Read the Bible story from the Bible. Read the curriculum version. Practice telling it with the storyboard pictures. (If you have not previously laminated the story pictures, do that now.) Or, rehearse it from the Simple Story Scenes, if you are using those.

Let There Be Music



Download the music and listen to the songs. Choose which of the songs you will use with the children. If using live musicians, make sure they have the sheet music (Appendix A, Core Curriculum book).

Put the Props in Place



1. Prepare your Visual Aids. Put the Big Question, Unit Bible Truths, Bible Truth, Bible Verse, and Listening Assignment signs, as well as the Bible Story script in one side of the Bible folder.
2. Get out your storyboard. If using Simple Story Scenes, put these in your Bible Folder. Or, if using the individual storyboard figures, put all background pictures in place (they have a BG by the number). Put the rest of the storyboard pictures (these have a SB by the number) in order of use in the other side of the Bible folder.
3. Put the DDD Bible Folder as well as the Big Question sign in the Big Question Box/Briefcase and shut it. If your box/briefcase has locks and you want to use the unlocking the box as part of your session, lock it now....but make sure you have the key or know the code first.
4. Prepare the music CD or sheet music or mp3 device for use in your session.

Set Out Free Play Activities



Choose and set up free time activities you will use with the children. Choose a variety of different activities that will be enjoyed by different types of children. Rotate the activities you provide to keep them interesting and fresh to your children. (Suggestions in Appendix D, Core Curriculum books.)

Prepare Any Activities



Choose which (if any) of the Bible Truth games and crafts activities you want to use in the session. Bear in mind your time frame as well as the developmental abilities and attention span of your children as you decide which/how many to prepare. **Look over the Discussion Sheet** and choose a few questions you might use to spark discussion with the children as they do their activities (especially good for ages 3's+). Pray for God to give you opportunities to talk about these things with the children.

Let Them Take It with Them



Make copies of the craft/take home sheets, if you are not already using them as one of your activities. You may also want to make copies of the story (see take-home version of each story included in Appendix C with the other take home resources) to have for parents to use with their children at home. There's a link on each craft/take home sheet to the story, if you don't make hard copies.

Store It



After your session is over, collect the resources and store them for future use. This curriculum can be used over and over for years to come.

Unit 12: God's People Live for Him

UNIT OVERVIEW

We become God's people when we turn away from our sins and trust in Jesus as our Savior. When we do, God forgives our sins, and we begin a whole new way of life. God's people no longer live life just to please themselves. They want to honor God with their whole lives, like Jesus did. They seek to love God most of all and love all people, too.

In this unit we will learn eight ways that God's people live for Him.

UNIT BIBLE VERSE: Ephesians 5:1-2

"Be imitators of God, therefore, as dearly loved children and live a life of love, just as Christ loved us and gave himself up for us."

BIG QUESTION UNDER INVESTIGATION: How Should God's People Live?

ANSWER: They Should Live Like Jesus!

OPTIONAL Big Question 12 INTRODUCTION LESSON (Use Hide 'n' Seek Kids Unit 12 Material)

Story: The Case of the Runaway Who Came Back *Philemon*

Bible Verse: Ephesians 5:1-2

BIBLE TRUTH 1: By Asking God for His Help (3 Lessons Available)

Story: The Case of the Hardest Thing *Matthew 26-28; Mark 14-16; Luke 22-24; John 18-21*

Bible Verse: Hebrews 4:16

BIBLE TRUTH 2: By Loving God Most of All (3 Lessons Available)

Story: The Case of the Man Who Left His Money *Matthew 9; Mark 2; Luke 5*

Bible Verse: Deuteronomy 6:4-5

BIBLE TRUTH 3: By Loving Other People as God Has Loved Them

(3 Lessons Available)

Story: The Case of the Man Who Kept on Loving *Acts 6-7*

Luke 3:15-18, 21-23; John 1:19-34

Bible Verse: 1 Corinthians 13:4-8

BIBLE TRUTH 4: By Trusting God and Being Happy with What He Wants (3 Lessons Available)

Story: The Case of the Faith that Faced Fire *Daniel 1-3*

Bible Verse: Proverbs 3:5-6

BIBLE TRUTH 5: By Learning God's Word and Obeying It (3 Lessons Available)

Story: The Case of the Lost Treasure *2 Kings 22; 23:1-20; 24; 2 Chronicles 34:8-33*

Bible Verse: Psalm 119:11,15-16

BIBLE TRUTH 6: By Saying "No" to Disobeying God (3 Lessons Available)

Story: The Case of the Escape that Waited *1 Samuel 17:19,23-24,27,31; 2 Samuel 5-6*

Bible Verse: 1 Corinthians 10:13



BIBLE TRUTH 7: By Telling the Good News of Jesus (3 Lessons Available)

Story: The Case of the Beautiful, Busy Feet *Acts*

Bible Verse: Romans 10:13-15

BIBLE TRUTH 8: By Making Much of God (3 Lessons Available)

Story: The Case of the Boastful Man

Acts 7-9,22; Romans; 1 & 2 Corinthians; Ephesians; Philippians

Bible Verse: Psalm 66:1-3,5,16

Deep Down Detectives NIV Songs 12 Track Numbers

This is a listing of all songs mentioned in the unit curriculum. You may or may not choose to use all of the songs. They are listed in easy-reference order--NOT in the order used in the curriculum. You may choose to simply burn a CD/load them onto an mp3 device in this order. Or, you may want to do what we do: choose the songs we want to use and create a play list of them in that order. Then, we burn a CD/upload the play list onto an mp3 device. A teacher only has to click forward to the next song, instead of hunting for the right track. The track number have been included as part of the title of each song, teachers will still have a reference to the track number listed in the curriculum (same as those listed below), even if you change the order on your customized play list.

SONGS USED EVERY UNIT OF THE CURRICULUM

- 1 The Classroom Song v.1
- 2 The Classroom Song v.2
- 3 The Classroom Song v.3
- 4 The Classroom Song v.4
- 5 Deep Down Detectives Theme Song
- 6 The Classroom Rules Song
- 7 Let's Pray Song
- 8 The Big Question Box Song
- 9 The Bible Chant Song
- 10 ACTS Prayer Song (Short Version)
- 11 ACTS Prayer Song (Full Version)

Why the Extra Songs?

Deep Down Detectives is a curriculum used by a wide age-span of kids. Sometimes one of the other songs is a better fit for your kids. Or, you may simply want to teach them more songs on the same Bible Truth. Use as many or as few as you want.

UNIT 12: GOD'S PEOPLE LIVE FOR HIM

- 12 Big Q & A 12 Song
- 13 Big Question 12 Song: How Should God's People Live Each Day?
- 14 Big Question 12 Bible Verse Song: Live a Life of Love Ephesians 5:2, NIV 1984
- 15 Big Question 12 Hymn: Trust and Obey, v.1
- 16 Big Question 12 Praise Song: I Have Decided to Follow Jesus

listen to or download songs for free at <https://praisefactory.org:Deep Down Detectives Music page>

How Should God's People Live? They Should Live Like Jesus...

Bible Truth 1: By Asking God for His Help

- 17 Bible Verse: Let Us Then Approach Hebrews 4:16, NIV 1984
- 18 Bible Verse: Help Us, O God Our Savior Psalm 79:9, NIV 1984
- 19 Extra Bible Verse: We Who Reflect the Lord's Glory 2 Corinthians 3:18, NIV 1984

Bible Truth 2: By Loving Him Most of All

- 20 Bible Verse: Hear, O Hear Deuteronomy 6:4-5, NIV 1984
- 21 Extra Bible Verse: Your Love Is Better than Life Psalm 63:3-4, NIV 1984

Bible Truth 3: By Loving Other People as God Has Loved Them

- 22 Bible Verse: Love Is Patient 1 Corinthians 13:4-8, NIV1984

Bible Truth 4: By Trusting God and Being Happy With What He Wants

- 23 Bible Verse: Trust in the LORD Proverbs 3:5-6, NIV 1984
- 24 Extra Bible Verse: May the God of Hope Romans 15:13, NIV 1984
- 25 Extra Bible Verse: Let the Morning Bring Me Psalm 143:5,8, NIV 1984
- 26 Extra Bible Verse: For a Little While 1 Peter 1:6-7, NIV 1984
- 27 Extra Bible Verse: Who Shall Separate Us? Romans 8:31,32,35,38-39, NIV 1984
- 28 Extra Bible Verse: Many Live as Enemies Philippians 3:18,19,20, NIV 1984
- 29 Extra Bible Verse: You Were Publicly Exposed Hebrews 10:32-36, NIV 1984

Bible Truth 5: By Learning God's Word and Obeying It

- 30 Bible Verse: I Have Hidden Your Word Psalm 119:11,15-16, NIV 1984
- 31 Extra Bible Verse: Jesus Replied John 14:23-24, NIV 1984
- 32 Extra Bible Verse: For We Are God's Workmanship Ephesians 2:10; 6:7-8, NIV 1984

Bible Truth 6: By Saying "No" to Disobeying God

- 33 Bible Verse: No Temptation Has Seized You 1 Corinthians 10:13, NIV 1984

Bible Truth 7: By Telling the Good News of Jesus

- 34 Bible Verse: How Beautiful Romans 10:13-15, NIV 1984

Bible Truth 8: By Making Much of God

- 35 Bible Verse: Shout with Joy to God Psalm 66:1-3,5,9,16, NIV 1984
- 36 Extra Bible Verse: Each of Us Should Use 1 Peter 4:10-11, NIV 1984 (other version)

Big Question 12, Bible Truth 7 Overview: Key Concepts

p.1

Unit 12: God's People Live for Him

Unit Big Question (and Answer): How Should God's People Live? They Should Live Like Jesus!

Unit Bible Verse: "Be imitators of God, therefore, as dearly loved children and live a life of love, just as Christ loved us and gave himself up for us." --Ephesians 5:1-2

Bible Truth 7 Concept: They Should Live Like Jesus...By Telling the Good News of Jesus!

After Jesus died on the cross and rose from the dead, He told His disciples to go tell the good news of salvation to the whole world. Jesus wanted people everywhere know how they could become God's people. He wanted them to know that they could know God in their hearts, now. And after they died, they could go and live with God forever. These wonderful gifts would be theirs when they turned away from their sins and trusted in Jesus as their Savior. What good news this was!

Jesus' disciples obeyed Him. They traveled farther and farther away from their homes, sharing the good news of Jesus to all who would listen. Many people rejoiced in this good news. They turned away from their sins and trusted in Jesus as their Savior. God's people were growing in number!

Even today, God still wants His people to keep on sharing this good news to all who will listen. He wants them to share this good news with people who live next door, and with people who live in faraway places. God wants His people to keep on telling about Jesus until the whole world has heard the good news.

How do God's people carry out this big, wonderful job? With the help of God's Holy Spirit! God promises that His Holy Spirit will be at work inside His people. He will help them know what to say and give them the courage to say it. Best of all, God promises to send His Holy Spirit to work in the hearts of those who listen, helping them trust in Jesus and be saved. We can be God's people, too, when we turn away from our sins and trust in Jesus as our Savior.

Bible Truth 7 Bible Verse: Romans 10:13-15

"Everyone who calls on the name of the Lord will be saved." How, then, can they call on the one they have not believed in? And how can they believe in the one of whom they have not heard? And how can they hear without someone preaching to them? And how can they preach unless they are sent? As it is written, "How beautiful are the feet of those who bring good news!"

Learn a Little: "How beautiful are the feet of those who bring good news!"

Meaning

These verses remind us that God sends His people to tell others the good news of salvation through Jesus. They must go, if others are to hear and believe. That is how God has planned to save sinners. What a privilege this is to go and tell others! That is what makes their feet beautiful. Not that they have pretty feet (or cute toes), but that by using their feet to go tell others about Jesus, those others can know God and be saved from their sins.

Bible Truth 7 ACTS Prayer

- A** God, we praise You for being the God who saves. You made the way for sinful people like us to become Your people. How loving and merciful You are!
- C** God, please forgive us for not telling others about You as You want us to. Forgive us for being scared that others might not want to hear about Jesus or make fun of us. Forgive for not trusting You to be at work as we share the good news about salvation through Him. We need a Savior!
- T** Thank You, God, for offering to make us Your people through Jesus. Thank You for giving us the wonderful, good news of salvation through Him.
- S** God, please work in our hearts. Help us turn away from our sins and trust in Jesus as our Savior. Help us to tell others how they can receive the free gift of salvation through Him, too. Work inside others as they hear about Jesus and help them believe in Him, too. In Jesus' name we pray, Amen.

Bible Truth 7 Story

The Case of the Beautiful, Busy Feet Acts

Songs Used in Bible Truth 7

Big Q & A 12 Song

Big Question 12 Song: How Should God's People Live?

Big Question 12 Bible Verse Song: Live a Life of Love Ephesians 5:2, NIV 1984


Big Question 12 Hymn: Trust and Obey, v.1


Big Question 12 Praise Song: I Have Decided to Follow Jesus

Bible Truth 7 Bible Verse Song: How Beautiful Romans 10:13-15, NIV 1984


listen to or download songs for free at <https://praisefactory.org>: Deep Down Detectives Music page

1. GETTING STARTED

 = follow the stars for a short & simple lesson plan

Intake Activity Ideas	Choose one of these open-ended activities to include children as they join the class:												
Free Play Time <i>suggestions in Appendix D</i>	 Offer your own or some of the easy-to-make, free play activities suggested in Appendix D.												
OR Sing-along Music Time <i>lyrics and sheet music, Appendix A</i> <i>listen to or download songs for free at https://praisefactory.org/Deep Down Detectives Music page</i>	<p>Music from Deep Down Detectives (DDD) NIV Songs 12:</p> <table border="0"> <tr> <td>Big Q & A 12 Song</td> <td><i>DDD NIV Songs 12, track 12</i></td> </tr> <tr> <td>Big Question 12 Song</td> <td><i>DDD NIV Songs 12, track 13</i></td> </tr> <tr> <td>Big Question 12 (Unit) Bible Verse Song: Live a Life of Love Ephesians 5:2, NIV 1984</td> <td><i>DDD NIV Songs 12, track 14</i></td> </tr> <tr> <td>Big Question 12 Hymn: Trust and Obey, v.1</td> <td><i>DDD NIV Songs 12, track 15</i></td> </tr> <tr> <td>Big Question 12 Praise Song: I Have Decided to Follow Jesus</td> <td><i>DDD NIV Songs 12, track 16</i></td> </tr> <tr> <td>Bible Truth 7 Bible Verse Song: How Beautiful Romans 10:13-15, NIV 1984</td> <td><i>DDD NIV Songs 12, track 34</i></td> </tr> </table> <p><i>Add more fun to Sing-along Music Time by adding a Music, Movement & Memory Activity. These activities are listed on p.10 of this lesson plan with the Response Activities. Instructions found in Appendix B.</i></p>	Big Q & A 12 Song	<i>DDD NIV Songs 12, track 12</i>	Big Question 12 Song	<i>DDD NIV Songs 12, track 13</i>	Big Question 12 (Unit) Bible Verse Song: Live a Life of Love Ephesians 5:2, NIV 1984	<i>DDD NIV Songs 12, track 14</i>	Big Question 12 Hymn: Trust and Obey, v.1	<i>DDD NIV Songs 12, track 15</i>	Big Question 12 Praise Song: I Have Decided to Follow Jesus	<i>DDD NIV Songs 12, track 16</i>	Bible Truth 7 Bible Verse Song: How Beautiful Romans 10:13-15, NIV 1984	<i>DDD NIV Songs 12, track 34</i>
Big Q & A 12 Song	<i>DDD NIV Songs 12, track 12</i>												
Big Question 12 Song	<i>DDD NIV Songs 12, track 13</i>												
Big Question 12 (Unit) Bible Verse Song: Live a Life of Love Ephesians 5:2, NIV 1984	<i>DDD NIV Songs 12, track 14</i>												
Big Question 12 Hymn: Trust and Obey, v.1	<i>DDD NIV Songs 12, track 15</i>												
Big Question 12 Praise Song: I Have Decided to Follow Jesus	<i>DDD NIV Songs 12, track 16</i>												
Bible Truth 7 Bible Verse Song: How Beautiful Romans 10:13-15, NIV 1984	<i>DDD NIV Songs 12, track 34</i>												
OR Bible Verse Memory Game <i>instructions found in Appendix B</i>	<p>Lesson 1 Game: Fill'er Up Lesson 2 Game: Lily Pad Jump Lesson 3 Game: Loud and Soft; Big and Little</p> <p><i>These activities are also included on p.10 of this lesson plan with the Response Activities.</i></p>												

2. OPENING CIRCLE TIME (*introduce the Bible Truth and tell the related Bible story*)

Gathering the Children <i>lyrics and sheet music, Appendix A</i>	<p><i>Sing verse 1 of The Classroom Song to gather the children for Circle Time.</i></p> <p>The Classroom Song, verse 1 <i>DDD NIV Songs 12, track 1</i></p> <p>Let's gather together to worship God, Let's gather together to worship God, Let's gather together to worship God, Come gather here with me!</p>
Welcome to Deep Down Detectives	 "Welcome to Deep Down Detectives. We're so glad you've joined us! Detectives are people who look for answers to questions. In Deep Down Detectives, we look for answers to big questions about God. We dig deep down in the truths of God's Word to find them."

2. OPENING CIRCLE TIME, continued



= follow the stars for a short & simple lesson plan

<p>Deep Down Detectives Theme Song</p> <p><i>Lyrics and sheet music, Appendix A</i></p>	<p>"Let's sing our Deep Down Detectives Theme Song."</p> <p>Deep Down Detectives Theme Song Deep Down Detectives Theme Song <i>DDD NIV Songs 12, track 5</i></p> <p>We're Deep Down Detectives, diggin' deep in God's Word, For truths about God and His plans for this world, We're seeking to love Him, with all of our heart, We're Deep Down Detectives! Come on! Let's start!</p>
<p>Classroom Rules Song</p> <p><i>Lyrics and sheet music, Appendix A</i></p>	<p>There are two very important things that Deep Down Detectives do together: we worship God and we love one another. Our Classroom Rules Song reminds us how we should act. Let's sing it."</p> <p>Classroom Rules Song <i>DDD NIV Songs 12, track 6</i></p> <p>Shh, be quiet while someone is talking, Raise your hand, if you have something to say, Don't touch your friend, sitting beside you, Obey your teachers, Be kind as you play. These are our classroom rules, These are our classroom rules, They help us worship God and love one another, These are our classroom rules.</p>
<p>Opening Prayer Time</p> <p><i>Lyrics and sheet music, Appendix A</i></p>	<p>"Children, we need God's help to keep these rules. Let's ask Him to help us right now. Let's get ready and pray."</p> <p>Let's Pray <i>DDD NIV Songs 12, track 7</i></p> <p>1-2-3! Fold your hands, Bow your head, Close your eyes. Let's pray! (<i>repeat</i>)</p> <p>"Let's pray:"</p> <p>Opening Prayer </p> <p>Dear Lord, We're so glad to get to gather together to worship You! Please help us keep the classroom rules. Please help us to love You and learn about You today. In Jesus' name we pray. Amen.</p>

2. OPENING CIRCLE TIME, continued

★ = follow the stars for a short & simple lesson plan

Reveal the Big Question

Introduce the Big Question Box/Briefcase

lyrics and sheet music, Appendix A

“Detectives INVESTIGATE things. That means they ask questions and look for answers. Deep Down Detectives investigate big questions about God. The Big Question we are investigating today is right inside our Big Question Box/Briefcase.

The Big Question Box Song

DDD NIV Songs 12, track 8

We’ve got a big box,
All closed up and locked,
Filled with the truths of God’s Word.

We’ve got a brief case,
There’s no time to waste,
Come on, kids, let’s open it up!

The Big Question under Investigation

VISUAL AID



of BQB

Big Question & Answer Sign, front side

**found in the DDD Unit 12 Visual Aids, NIV Book*

Ok, who would like to open for me and pull out the Big Question?”

Choose a child to open the box/briefcase, take out the Big Question and hand it to you, then hold up the Big Question sign for all the children to see, and say:

★ The Big Question we are investigating today is Big Question Number 12:

How Should God’s People Live?

and the Answer is:

They Should Live Like Jesus!

Big Question Meaning

★ We become God’s people when we turn away from our sins and trust in Jesus as our Savior. When we do, God forgives our sins and we begin a whole new way of life. God’s people no longer live life just to please themselves. They want to honor God with their whole lives, like Jesus did. They seek to love God most of all and love all people, too

Big Question Songs

★ “Let’s sing our Big Question Song:

Big Q & A 12 Song

lyrics and sheet music, Appendix A

Big Q & A 12 Song

DDD NIV Songs 12, track 12

(adapted version of “Twinkle, Twinkle, Little Star”)

How should God’s people live each day?
They should live like Jesus!
How should God’s people live each day?
How should God’s people live each day?
How should God’s people live each day?
They should live like Jesus!

2. OPENING CIRCLE TIME, continued



= follow the stars for a short & simple lesson plan

Learning about the Big Question (use one or both)



Repeat the Big Question and Answer again:

"How Should God's People Live? They Should Live Like Jesus!"

Say: "Hmmm, I wonder what that means... Let's do our action rhyme/sing our song that explains it."

Then do the action rhyme or sing the song using any of the optional motions suggested, if desired.

Big Question Action Rhyme

Big Question 12 Action Rhyme

Jesus loved God,
I should, too!
Jesus loved others,
I should, too!
Jesus prayed to God,
I should, too!
Jesus obeyed God,
I should, too!

God wants me to live like Jesus,
In everything
I think and say and do!

(POSSIBLE ACTIONS)

Point up to God in heaven

Point to self

Point out to others

Point to self

Make prayer hands

Point to self

Point up to God in heaven

Point to self

Point up to God in heaven

Touch head, mouth and walk in place

Big Question (Action Rhyme) Song



lyrics and sheet music, Appendix A

Big Question 12 (Action Rhyme) Song

DDD NIV Songs 12, track 13

Refrain:

How should God's people live?
How should God's people live?
How should God's people live?
They should live like Jesus!

(POSSIBLE ACTIONS)

Point up to God in heaven

Verse 1

Jesus loved God most of all,
He loved all people, too,
In all that He did and said and thought,
He loved them thru and thru. (Refrain)

Touch heart, then point up to God in heaven

Point out to others

Touch heart

Verse 2

God's people should love God most of all,
They should love others, too,
And God the Holy Spirit,
Will help them in all they do. (Refrain)

Point up to God in heaven

Point out to others

Touch heart

2. OPENING CIRCLE TIME, continued

★ = follow the stars for a short & simple lesson plan

Learning the Bible Truth

VISUAL take out

AID



of BQB

VISUAL AID

All the Bible Truths Sign

★ "They Should Live Like Jesus" is a good beginning, but there's so more to learn. So it's time for us to dig down even deeper for more answers to our Big Question about God. We're going to be learning **EIGHT** Bible truths that all tell us more about what the God is like.

Who would like to hand me the picture with our eight Bible truths on it? It's in the Big Question Box/Briefcase." *Choose a child to get it and hand it to you, then hold it up and show them the pictures of the eight truths they will be learning.*

Bible Truth Clue

VISUAL take out

AID



of BQB

Bible Truth Clue Sign,

front side

VISUAL AID

After everyone has had a good look, say...

"Ok, we've learned six truths about how to live for God. They are: "By Asking God for His Help," "By Loving God Most of All," "By Loving Other People as God Has Loved Them," "By Trusting God and Being Happy with What He Wants," "By Learning God's Word and Obeying It," and, "By Saying "No" to Disobeying God." (point to pictures as you identify each Bible Truth). Now let's look at our Bible Truth Clue sign and see if we can figure out which of these eight truths we will be learning about today. Who would like to get it out of the Big Question Briefcase for me?"

Choose a child to open the briefcase, take out the Bible Truth Clue sign and hand it to you. Hold up the front side for the children to see. Cover up the answer, written along the bottom, and say:

"How Should God's People Live?

They Should Live Like Jesus!

By Telling the Good News of ___!"

Hint

We're missing one word. Here's the hint to what the missing word is. It says: "What is the name of God's Son, sent to save us? It starts with a "J" and it rhymes with "breezes." Can you guess? It's "JESUS." So, the Bible Truth we are learning today is:
(*uncover answer from bottom of sign, show it to them and say:*)

★ **"How Should God's People Live?**

They Should Live Like Jesus!

By Telling the Good News of JESUS!"

And here is what this Bible Truth means: (*read the meaning off of the back of the sign, say:*)

Bible Truth Meaning

★ After Jesus died on the cross and rose from the dead, He told His disciples to go tell the good news of salvation to the whole world. Jesus wanted people everywhere know how they could become God's people. He wanted them to know that they could know God in their hearts, now. And after they died, they could go and live with God forever. These wonderful gifts would be theirs when they turned away from their sins and trusted in Jesus as their Savior. What good news this was!

Jesus' disciples obeyed Him. They traveled farther and farther away from their homes, sharing the good news of Jesus to all who would listen. Many people rejoiced in this good news. They turned away from their sins and trusted in Jesus as their Savior. God's people were growing in number!

Even today, God still wants His people to keep on sharing this good news to all who will listen. He wants them to share this good news with people who live next door, and with people who live in faraway places. God wants His people to keep on telling about Jesus until the whole world has heard the good news. How do God's people carry out this big, wonderful job? With the help of God's Holy Spirit! God promises that His Holy Spirit will be at work inside His people. He will help them know what to say and give them the courage to say it. Best of all, God promises to send His Holy Spirit to work in the hearts of those who listen, helping them trust in Jesus and be saved. We can be God's people, too, when we turn away from our sins and trust in Jesus as our Savior.

2. OPENING CIRCLE TIME, continued



= follow the stars for a short & simple lesson plan

Learning the Bible Verse

"And how do I know this is true? God tells me so in His special book, the Bible."

The Bible Chant Song

Say or sing the Bible Chant Song.

lyrics and sheet music, Appendix A

The Bible Chant Song

DD NIV Songs 12, track 9

The Bible, the Bible,
Let's get out the Bible.
Let's hear what God has to say.
The Bible, the Bible,
God's given us the Bible.
It's His Word for us to learn and obey! Yay!

Bible Verse

DDD 12.7 Bible Verse-front side (in the DDD Bible folder)

VISUAL AID Place verse in take out



of BQB
DDD Bible Folder

*found in the DDD Unit 12 Visual Aids, NIV Book

"Who would like to get our Bible folder out of the Big Question Briefcase for me?"

Choose a child to open the briefcase, take out the "Bible" folder and hand it to you. Remove the Bible Verse Picture from the "Bible" folder and hold it up for all the children to see, then say:

Romans 10:13-15 tells us:



Romans 10:13-15

"Everyone who calls on the name of the Lord will be saved." How, then, can they call on the one they have not believed in? And how can they believe in the one of whom they have not heard? And how can they hear without someone preaching to them? And how can they preach unless they are sent? As it is written, "How beautiful are the feet of those who bring good news!"

Learn a Little: "How beautiful are the feet of those who bring good news!"

Bible Verse Meaning



What does that mean?

These verses remind us that God sends His people to tell others the good news of salvation through Jesus. They must go, if others are to hear and believe. That is how God has planned to save sinners. What a privilege this is to go and tell others! That is what makes their feet beautiful. Not that they have pretty feet (or cute toes), but that by using their feet to go tell others about Jesus, those others can know God and be saved from their sins.

2. OPENING CIRCLE TIME, continued

= follow the stars for a short & simple lesson plan

**Bible Verse
Song***lyrics and sheet music,
Appendix A*

We've said our Bible verse, now let's sing it!

How Beautiful: Romans 10:13-15*DDD NIV Songs 12, track 34*

How beautiful! How beautiful!
 How beautiful are the feet,
 How beautiful! How beautiful!
 Are the feet that bring good news.

Ev'ryone who calls on the name of the Lord,
 Will be saved.
 How then can they call on the one
 they've not believed in?
 And how can they believe in the one
 they have not heard?
 How can they hear without someone preaching?
 How can they preach unless they are sent?

How beautiful! How beautiful!
 How beautiful are the feet,
 How beautiful! How beautiful!
 Are the feet that bring good news.
 Romans Ten, thirteen through fifteen.

2. OPENING CIRCLE TIME, continued



= follow the stars for a short & simple lesson plan

<p>Getting into the Case</p>	<p>"Now it's time to do a bit more deep down investigating. Let's see what Detective Dan wants us to help him figure out. Would someone like to get it out for me?"</p>
<p>Listening Assignments</p> <p>Place in  take out  of BQB</p>	<p>NOTE: Listening assignments are most suitable for ages 3+. Skip straight to the Bible story (see bottom of this page), if working with 2 year olds.</p> <p>"Let's open up our listening assignment and see what we are supposed to figure out today.</p> <p>Choose a child to take out the Listening Assignment (from the DDD Bible Folder) and hand it to you. Read Detective Dan's letter to the children that includes the listening assignment. The listening assignments are summarized below:</p>
<p>VISUAL AID</p> <p></p> <p>DDD Unit 12 Visual Aids, NIV</p>	<p>Detective Dan's Lesson #1 Listening Assignment:</p> <p>I need to know:</p> <ol style="list-style-type: none"> 1. Who had beautiful, busy feet? 2. What made the feet beautiful? What were they busy doing?
<p>VISUAL AID</p> <p></p> <p>DDD Unit 12 Visual Aids, NIV</p>	<p>Detective Dan's Lesson #2 Listening Assignment:</p> <p>Our Bible Verse is Romans 10:13-15</p> <p>"Everyone who calls on the name of the Lord will be saved." How, then, can they call on the one they have not believed in? And how can they believe in the one of whom they have not heard? And how can they hear without someone preaching to them? And how can they preach unless they are sent? As it is written, "How beautiful are the feet of those who bring good news!"</p> <p>I need to know:</p> <ol style="list-style-type: none"> 1. What message about Jesus did Jesus' followers tell everyone? 2. Why were their feet so busy traveling to faraway places to tell everyone this message?
<p>VISUAL AID</p> <p></p> <p>*Listening Assignment #3 includes the Assignment Sheet, plus 6 clue pictures*</p> <p>DDD Unit 12 Visual Aids, NIV</p>	<p>Detective Dan's Lesson #3 Listening Assignment:</p> <p>I found six clues, but two of them are NOT in the story. They are: a sunflower, Jesus' followers, a bird, God's Holy Spirit in a heart, a boat, and a cross. Hold each of them up for the children to see as you identify them.</p> <p>I need to know:</p> <ol style="list-style-type: none"> 1. Which four belong in the story and which two don't? 2. What did Jesus's followers ask the Holy Spirit to do in the hearts of those who listened to their good news? How did God answer those prayers?
<p>Tell the Bible Story</p> <p>Place story & pics in  take out  of BQB</p> <p>DDD Unit 12 Visual Aids, NIV</p> <p>Story text included in this book right after this lesson plan and in Visual Aids book</p>	<p>Then say, "Ok, Deep Down Detectives! Put on your best listening ears and see if you can hear the answers to Detective Dan's questions. When I finish telling the story, we will see if we can answer all the questions."</p> <p>Bible Story: The Case of the Beautiful, Busy Feet</p> <p>Acts</p> <p>Read the Bible Truth story, putting up the storyboard pictures as you tell it. Then, have the children answer the listening assignment. Present the gospel and lead in prayer.</p> <p>*Answers to questions; the gospel; and, ACTS prayer are included with the story text.*</p>

2. OPENING CIRCLE TIME, continued

★ = follow the stars for a short & simple lesson plan

<p>Story Response Song(s)</p> <p>Hymn</p> <p><i>lyrics and sheet music, Appendix A</i></p>	<p><i>As attention span and time allow, you might want to end with one of the following songs which also tie in with the unit. If desired, use the Music and Movement activity ideas while singing (listed with the Response Activities).</i></p> <p>Trust and Obey <i>DDD NIV Songs 12, track 15</i></p> <p>Verse 1 When we walk with the Lord, In the light of His Word, What a glory He sheds on our way! While we do His good will; He abides with us still, And with all who will trust and obey.</p> <p>Refrain Trust and obey, For there's no other way, To be happy in Jesus, But to trust and obey.</p> <p>Tie-in: "How should God's people live each day? They should live like Jesus! God's people live like Jesus when they trust and obey God. Jesus always trusted and obeyed His Father in heaven, even when it was very, very hard. God's people go through hard things, too. They might want to be afraid or sad. They might want to be unhappy, but they don't need to be. They can trust God and keep on obeying Him. God will never stop caring for them! God has promised to care for His people every day of their lives. We can become God's people when we turn from our sins and trust in Jesus as our Savior."</p>
--	---

<p>Praise Song</p> <p><i>lyrics and sheet music, Appendix A</i></p>	<p>Praise Song: I Have Decided to Follow Jesus <i>DDD NIV Songs 12, track 16</i></p> <p>I have decided to follow Jesus, I have decided to follow Jesus, I have decided to follow Jesus, No turning back, no turning back..</p> <p>Tie-in: "How should God's people live each day? They should live like Jesus! The Lord wants us to decide--that is, to say "Yes, I will!"-- to live like Jesus each day. He wants us to love and obey Him. That's what it means to follow Jesus. Let's sing a song about following Jesus."</p>
--	---

3. TAKING ACTION: Response Activities *(choose from among these activities)*






<p>Transition to Activities</p>	<p>★ Well, Deep Down Detectives, you've done a great job diggin' deep down for answers in the truths of God's Word. Now it's time to enjoy some activities."</p> <p><i>Tell children what activity/s you are providing for them: either free play or some of the response activities listed below. When you are ready to dismiss them, use this song to help the children transition in an orderly fashion to their next activity.</i></p>
--	--

<p>Classroom Song, verse 2</p> <p><i>lyrics and sheet music, Appendix A</i></p>	<p>"Children, let's sing our Time to Play Song. When we are finished you may get up and walk over to our next activity."</p> <p>Classroom Song, verse 2 <i>DDD NIV Songs 12, track 2</i></p> <p>We've gathered together to worship God, We've gathered together to worship God, And now it's time to play.</p> <p><i>Dismiss the children to whatever activities you have prepared for them to do.</i></p>
--	--

Lesson Plan: Big Question 12, Bible Truth 7

use with all THREE lessons

3. TAKING ACTION: Response Activities (choose from among these activities) ★ = short & simple lesson plan

<p>Response Activities</p>	<p>Choose one or more activities appropriate for your children, based on classroom time and developmental needs. Add the Discussion Sheet to any activity for deeper learning. ★</p>
<p>Bible Verse Memory Game</p> <p><i>game directions, Appendix B</i></p>	<p>Though listed with the opening activities, you may choose to use this Bible verse game here instead (or as a repeat).</p> <ul style="list-style-type: none"> Lesson 1 Game: Fill “er Up Lesson 2 Game: Lily Pad Jump Lesson 3 Game: Loud and Soft, Big and Little <p>Use the Discussion Sheet with this activity for even deeper learning ★</p>  <p>Discussion Questions</p>
<p>Music, Movement & Memory Activity</p> <p><i>game directions, Appendix B</i></p>	<p>A music activity that uses the songs from the Bible Truth and Big Question unit.</p> <ul style="list-style-type: none"> DDD Songs for this Bible Truth, plus: Lesson 1 Activity: Jingle Bell Hands Lesson 2 Activity: Big Voice, Little Voice Lesson 3 Activity: Sing, Dance and Fall Down <p>Use the Discussion Sheet with this activity for even deeper learning ★</p>  <p>Discussion Questions</p>
<p>Bible Story Review Game</p> <p><i>game directions, Appendix B</i></p>	<p>A game that uses the storyboard pictures from the story to review the story.</p> <ul style="list-style-type: none"> Lesson 1 Game: Deep Down Detectives Clue Hunt Lesson 2 Game: Run to the Grocery Store Lesson 3 Game: Who’s in the Basket? <p>Use the Discussion Sheet with this activity for even deeper learning ★</p>  <p>Discussion Questions</p>
<p>Coloring Pages/ Take Home Sheets</p> <p><i>in Appendix C</i></p> <p>★</p>	<p>A coloring page related to the lesson assignment question is provided for each lesson. On the back of each are the key concepts, a few questions and a song for parents to use with their children.</p> <p>NOTE: Upgrade your coloring sheet to a more interesting craft by offering simple embellishments, such as jiggly eyes, craft sand, glitter, glitter glue, colored paper dots (made with a hole punch), fabric scraps, etc. Make cut-to-size glued-on clothes, hair, etc for characters by using a copy of the coloring sheet, cutting out the selected portions and making them the patterns for whatever you want to cut out of fabric, paper, foil, etc.</p> <ul style="list-style-type: none"> Lesson 1 Coloring Sheet Emphasis: Bible Truth Lesson 2 Coloring Sheet Emphasis: Bible Verse Lesson 3 Coloring Sheet Emphasis: ACTS Prayer <p>Use the Discussion Sheet with this activity for even deeper learning ★</p>  <p>Discussion Questions</p>
<p>Extra Crafts: Big Question Craft <i>in Appendix C</i></p> <p>Bible Verse Craft <i>in Appendix C</i></p> <p>Bible Story Puzzle <i>in Appendix C</i></p>	<p>These crafts are slightly more complex than the coloring/take home sheets:</p> <p>The Bible Concept Go-and-Tell Craft is a craft that summarizes the Bible concept and includes the Bible verse is included for those desiring more than a coloring sheet. This more complex craft will involve gluing, sticking, etc. Can be used at any time.</p> <p>The Bible Story Coloring Sheet provides a tie in between the Bible story and the Bible truth they are learning.</p> <p>The Storyboard Picture Placement Page has been made into a puzzle that can be cut out and re-assembled by the children. This provides a nice summary of the story.</p> <p>Use the Discussion Sheet with these activities for even deeper learning ★</p>  <p>Discussion Questions</p>
<p>Free Play Activities ★ <i>ideas in Appendix D</i></p>	<p>Offer your own or some of the easy-to-make, free play activities suggested in Appendix D.</p>

4. CLOSING CIRCLE TIME *(End-of-session activities for the last 5-10 minutes of class time)*

★ = short & simple lesson plan

<p>Transition to Closing Circle</p> <p>Classroom Song, verse 3</p> <p><i>lyrics and sheet music, Appendix A</i></p>	<p><i>Use this song to help the children transition in an orderly fashion. Start singing this song and ask the children to gather with you for Closing Circle Time.</i></p> <p>Classroom Song, verse 3 <i>DDD NIV Songs 12, track 3</i></p> <p>It's time to get ready to go and tell, It's time to get ready to go and tell, Come gather here with me.</p>
<p>Closing Circle Time</p> <p>Classroom Song, verse 4</p> <p><i>lyrics and sheet music, Appendix A</i></p>	<p><i>When children are settled in the circle, say:</i></p> <p>"It's almost time for your parents to come pick you up. And do you know what that means? It means.... (draw this out to build anticipation and excitement)...that it's almost time to go home and....it's almost time to...Go and Tell! We have learned some big news about God today. God wants us to take and tell it to the whole world!"</p> <p>Classroom Song, verse 4 <i>DDD NIV Songs 12, track 4</i></p> <p>So what's our big news to go and tell, So what's our big news to go and tell, Can you tell me now?</p>
<p>Big News to Tell</p> <p>Big Question 12</p> <p><i>VISUAL AID</i></p> <p>#1</p> <p><i>*found in DDD Unit 12 Visual Aids, NIV Book</i></p> <p><i>lyrics and sheet music, Appendix A</i></p> <p>Big Question 12, Bible Truth 7</p> <p><i>VISUAL AID</i></p> <p>#3</p>	<p>"Let's see....there's so much big news to tell! There's so much we've learned!</p> <p>First of all, can you tell me the answer to our Big Question: "How Should God's People Live?" <i>Hold up the Bible Truth Clue Picture.</i></p> <p>Say the answer with me: "They Should Live Like Jesus!"</p> <p><i>(If desired, you can sing one/both of the Big Question songs.)</i> <i>DDD NIV Songs 12, tracks 12,13</i></p> <p>And what's one way He does this? What did we learn? <i>Point to the picture.</i></p> <p>By Telling the Good News of Jesus!</p> <p>"And how do I know this is true? Can you tell me? Say it with me: "The Bible tells me so!" That's right!</p>
<p>Big Question 12 Bible Truth 7 Bible Verse</p> <p><i>VISUAL AID</i></p> <p>#4</p> <p><i>*found in the DDD Unit 12 Visual Aids, NIV Book</i></p> <p><i>lyrics and sheet music, Appendix A</i></p>	<p>We learned: Romans 10:13-15</p> <p>"Everyone who calls on the name of the Lord will be saved." How, then, can they call on the one they have not believed in? And how can they believe in the one of whom they have not heard? And how can they hear without someone preaching to them? And how can they preach unless they are sent? As it is written, "How beautiful are the feet of those who bring good news!"</p> <p>Learn a Little: "How beautiful are the feet of those who bring good news!"</p> <p>These verses remind us that God sends His people to tell others the good news of salvation through Jesus. They must go, if others are to hear and believe. That is how God has planned to save sinners. What a privilege this is to go and tell others! That is what makes their feet beautiful. Not that they have pretty feet (or cute toes), but that by using their feet to go tell others about Jesus, those others can know God and be saved from their sins.</p> <p><i>(If desired, you can sing the Bible verse song.)</i> <i>DDD NIV Songs 12, track 34</i></p>

4. CLOSING CIRCLE TIME, continued



= follow the stars for a short & simple lesson plan

<p>Closing ACTS Prayer Time</p> <p>ACTS Prayer Chant</p> <p><i>lyrics and sheet music, Appendix A</i></p>	<p><i>Let's ask God to help us to remember this and even tell others this good news. Let's get ready and pray our ACTS prayer.</i></p> <p><i>And what does ACTS mean? Let's sing/say our ACTS Prayer Chant!</i></p> <p>ACTS Prayer Chant Song <i>DDD NIV Songs 12, tracks 10,11</i></p> <p>A, Adoration, God, we praise You! C, Confession, Forgive us our sins. T, Thanksgiving, Thank You for Jesus, S, Supplication, Help us to live like Him.</p> <p style="text-align: right;">That's the ACTS prayer, my friend, Bow your head, Close your eyes, Shhh, Let's begin.</p>
<p>Closing ACTS Prayer</p>	<p>"Let's pray!"</p> <p><i>Lead the children in the ACTS prayer for this Bible Truth.</i></p> <p>A God, we praise You for being the God who saves. You made the way for sinful people like us to become Your people. How loving and merciful You are!</p> <p>C God, please forgive us for not telling others about You as You want us to. Forgive us for being scared that others might not want to hear about Jesus or make fun of us. Forgive for not trusting You to be at work as we share the good news about salvation through Him. We need a Savior!</p> <p>T Thank You, God, for offering to make us Your people through Jesus. Thank You for giving us the wonderful, good news of salvation through Him.</p> <p>S God, please work in our hearts. Help us turn away from our sins and trust in Jesus as our Savior. Help us to tell others how they can receive the free gift of salvation through Him, too. Work inside others as they hear about Jesus and help them believe in Him, too.</p> <p style="text-align: center;">In Jesus' name we pray, Amen.</p>
<p>5. TAKING IT HOME <i>(Take Home Sheet)</i></p>	
<p>Clean up and Dismissal ★</p>	<p>"Now it's time to work together and clean up." <i>Have the children join you in cleaning up the room.</i></p>
<p>Coloring Pages/ Take Home Sheets ★</p> <p><i>in Appendix C</i></p>	<p><i>Give out the craft/take home sheet and any other papers from the session, as you dismiss children from class.</i></p> <p><i>(Reminder: The back side of the coloring page is the take home sheet for each lesson.)</i></p>
<p>Bible Story to Take-Home</p> <p><i>in Appendix C</i></p>	<p>You may also want to include a copy of the story along with the take home sheet. (However, each coloring sheet/take home sheet includes a note to parents telling where they can download the story from the Parent Resources section on the website.</p>

The Case of the Beautiful, Busy Feet

Acts

**Story-telling Tips**

Ahead of time:

1. Read the Bible verses and story. Pray!
2. Choose story action cues and prepare storyboard figures/story scenes, if using. (In Visual Aids book)
3. Practice telling story with the storyboard pictures, timing your presentation. Shorten, if necessary.

During your presentation:

1. Maintain as much eye contact as possible as you tell the story.
2. Put up storyboard figures/add story action cues/hold up storybook scenes as you tell the story. Allow the children to help you put them on the board, if desired.
3. Include the children in your story with a few questions about what they think will happen or words/concepts that might be new to them.
4. Watch the kids for signs that their attention span has been reached. Shorten, if necessary.

INTRODUCTION/ LISTENING ASSIGNMENTS

"Our story is called: The Case of the Man with the Big Name. Here is your listening assignment." Read from Detective Dan's Listening Assignment signs, but questions are summarized below:

Detective Dan's Lesson #1 Listening Assignment:

I need to know:

1. Who had beautiful, busy feet?
2. What made the feet beautiful? What were they busy doing?

Detective Dan's Lesson #2 Listening Assignment:**Our Bible Verse is Romans 10:13-15**

"Everyone who calls on the name of the Lord will be saved." How, then, can they call on the one they have not believed in? And how can they believe in the one of whom they have not heard? And how can they hear without someone preaching to them? And how can they preach unless they are sent? As it is written, "How beautiful are the feet of those who bring good news!"

I need to know:

1. What message about Jesus did Jesus' followers tell everyone?
2. Why were their feet so busy traveling to faraway places to tell everyone this message?

Detective Dan's Lesson #3 Listening Assignment:I found six clues, but two of them are **NOT** in the story.

They are: a sunflower, Jesus' followers, a bird, God's Holy Spirit in a heart, a boat, and a cross. *Hold each of them up for the children to see as you identify them.*

I need to know:

1. Which four belong in the story and which two don't?
2. What did Jesus's followers ask the Holy Spirit to do in the hearts of those who listened to their good news? How did God answer those prayers?

Read the assignment questions, THEN SAY,

"Ok, Deep Down Detectives! Put on your best listening ears and see if you can hear the answers to Detective Dan's questions. When I finish telling the story, we will see if we can answer all the questions."

Read the Bible Truth story, answer questions, present the gospel and lead in prayer.

Answers to questions; the gospel; and, ACTS prayer are included with the story text.

The Case of the Beautiful, Busy Feet *Acts**Story with lines separating paragraphs (text in bold, optional interaction cues in italics)*

Jesus and His disciples stood together on the Mount of Olives, a hill near the city of Jerusalem. This would be the last time they would be together on earth.

Jesus had died on the cross and was buried in a grave. Then, on Day Three, He rose from the dead and appeared to His disciples. For the next forty days, Jesus taught them about God's good plans from the Bible. How wonderful it had been to have Jesus with them again!

But now, those days were over. It was time for Jesus to go to heaven and rule. Before He went, Jesus told his disciples about the job He had for them. "Be My witnesses," Jesus told them. "Tell everyone what I've done. Tell them how they can become God's people. Teach them everything I've taught you. Make them My disciples," Jesus said. "Start right here in Jerusalem, but don't stop there! This good news is for the whole world," Jesus told them.

"Go through all of Judea, this land you live in. Tell everyone the good news. But don't stop there! Go to Samaria, to your enemies who live in the land next to you. Tell them the good news, but don't stop there, either!" Jesus said, "Keep on going and telling, to the very ends of the earth. Every people, in every part of the world, need to hear this wonderful, good news of salvation through faith in Me!"

Wow! Jesus was giving His disciples a big job! Could they really do all of this? Tell the WHOLE WORLD?

What do you think?

Wow! Jesus was giving His disciples a big job! Could they really do all of this? Tell the WHOLE WORLD? Well... no, they couldn't. Not on their own. But yes, they could, because God was going to give them a powerful Helper. "I will ask the Father and He will send the Holy Spirit to live in your hearts," Jesus told them. "HE will give you the wisdom and power you need to tell the whole world," Jesus told them. "And, when this wonderful, good news of salvation has reached all peoples, in all places, I will come back," Jesus promised. When Jesus finished saying all these things, He went up through the clouds to heaven.

The disciples were sad for Jesus to leave them, but they were happy about His promises. How exciting! The Holy Spirit would live inside their hearts! They would get to tell everyone the good news about Jesus. And one day, when their job was finished, Jesus would come back! Yes, this was all very, very exciting!

But what should they do first? Where should they go? Jesus told them. What did He say?

Can you remember?

"Start in Jerusalem. Wait there for the gift of the Holy Spirit!" Jesus told them; so, that's just where they went and just what they did!

In Jerusalem, they waited and prayed until God's Holy Spirit came to live inside them, just as Jesus promised. The disciples burst out into the streets of Jerusalem, and helped by the Holy Spirit, they spread the good news of Jesus: "Turn away from disobeying God! Trust in Jesus as your Savior!" they told all who would listen. "God will forgive your sins and make you, His people. You can know and love God in your hearts, right now. And when you die, you can live with Him and enjoy Him forever," they promised. "Believe this wonderful, good news today!" they urged everyone.

Bible Story for Big Question 12, Bible Truth 7

Story with lines separating paragraphs (text in bold, optional interaction cues in italics)

The Holy Spirit began to work in the hearts of many that day. And guess what happened next?

Can you guess?

They turned away from their sins and trusted in Jesus as their Savior. Yay!

Thousands of new believers joined Jesus' first disciples. They gathered together as a church to pray and learn from God's Word. They encouraged each other to love God and love one another like sisters and brothers. And, they encouraged each other to do the job Jesus gave them. Can you remember what that job was?

Can you remember?

"Be My witnesses! Tell the whole world about Me!" Jesus had told them. Now, it was time to do it!

Some stayed in Jerusalem. They kept on telling others the good news of Jesus there. But many others left Jerusalem. Jesus told them to go to the whole world, so that's what they did.

Some went to the little towns of their homeland, Judea. And what did they remember as they moved? Jesus' last words: "Be My witnesses! Tell the whole world the wonderful, good news of salvation through faith in Me."

And so, they did. "Turn away from disobeying God and trust in Jesus as your Savior," they told people in Judea. "God will forgive your sins and make you, His people. You can know and love God in your hearts, right now. And when you die, you will live with Him and enjoy Him forever. Believe this wonderful, good news today!" they urged the people in Judea.

Many heard this wonderful, good news and believed! Now, they were God's people, brothers and sisters through Jesus!

Some of Jesus' followers left Judea and went even farther away. Some, like Philip, went to Samaria, the nearby land of their enemies. And what did Philip and the others remember as they went? Jesus' last words. Can you remember them?

Can you?

"Be My witnesses! Tell the whole world the wonderful, good news of salvation through faith in Me!" Jesus had told them.

So, that's what Philip and others did: "Turn away from disobeying God and trust in Jesus as your Savior," they told their enemies in Samaria. "God will forgive your sins and make you, His people. You can know and love God in your hearts, right now. And when you die, you will live with Him and enjoy Him forever. Believe this wonderful, good news today!" they urged.

Many of these enemies heard and believed! They weren't enemies, anymore! Now, they were God's people, brothers and sisters through Jesus!

Story with lines separating paragraphs (text in bold, optional interaction cues in italics)

Others, like Paul and Barnabas, went even farther away. They sailed on ships over the wavy seas to islands. They walked miles and miles to other faraway places. Over tall mountains, down deep valleys, along the seashore, they travelled. Wherever people were, they went. And what did they remember as they went to all these places? Jesus' last words. Can you remember them?

Can you?

"Be My witnesses! Tell the whole world the wonderful, good news of salvation through faith in Me!" Jesus had told them.

So, that's what Paul and Barnabas did: "Turn away from disobeying God and trust in Jesus as your Savior," they told the peoples in those faraway places. "God will forgive your sins and make you, His people. You can know and love God in your hearts, right now. And when you die, you will live with Him and enjoy Him forever. Believe this wonderful, good news today!" they urged.

Many in these faraway places heard this wonderful, good news and believed! Now, they were God's people, brothers and sisters through Jesus!

Many years have passed since Jesus told His disciples to tell the world how He can be their Savior. And all this time, as His disciples have kept on spreading the good news, the Holy Spirit has been at work in the hearts of people. Now, millions, even billions, of people have become God's people, brothers and sisters through Jesus. But did you know the job is STILL not finished?

But did you know the job is STILL not finished? There are still so many people who need to hear the good news of Jesus. Million, even billions, of people. Who will tell THEM about Him? Can you guess?

Can you guess?

God's people, living today, that's who! Jesus wants His disciples to keep on telling everyone, all over this world, how He can become their Savior. People who live near them need to hear. People who live far away from them need to hear. And everyone who lives in between needs to hear, too! They ALL need to hear the wonderful, good news of Jesus, that they might turn away from disobeying God, trust Jesus as their Savior, and be saved!

And who will help God's people finish this big job? The same Person who helped those believers, long ago. Can you remember who?

Can you remember His name?

God's Holy Spirit, that's who! He is living in their hearts, helping God's people do the job Jesus gave them. He's at work in those who hear the good news of Jesus, too, helping them turn away from their sins and trust in Jesus as their Savior.

On and on, God's people will remember Jesus' last words to them. What are they again?

Can you remember them?

"Be My witnesses! Tell the whole world the wonderful, good news of salvation through faith in Me!" Jesus had told them.

Yes, they will keep on doing the job God gave them, until all of God's people are saved, millions and billions, even trillions of people. More people than we can count. Wow! And THEN, at last, it will be time for Jesus to come back. He will take His people to live with Him in the new heaven and earth forever. What a great day that will be! It will be Perfect Wonderfulness!

Cracking the Case: (story wrap-up for Listening Assignments)

It's time to see how we did with our Listening Assignment.

Detective Dan's Lesson 1 Listening Assignment:

1. Who had beautiful, busy feet? God's people.
2. What made the feet beautiful? What were they busy doing? They were using their feet to travel to faraway places to tell others about Jesus. People turned away from their sins and trusted in Jesus as their Savior. They became God's people, too. They were so grateful that someone would walk so far just so they could hear about Jesus. That's why they called the feet of these messengers beautiful!

For You and Me:

Jesus' first followers were busy going into the world, telling everyone about Jesus. They wanted everyone to turn away from their sins and trust in Jesus as their Savior. They wanted them all to be God's people forever. Jesus still sends out His followers so that many more people might trust in Him as their Savior. Why, your teachers, even today, are telling you this good news, so that YOU might turn away from your sins and trust in Jesus as your Savior. They want you to be God's people too. I guess that means they have beautiful feet!

**Detective Dan's Lesson 2 Listening Assignment:
Our Bible Verse is Romans 10:13-15**

"Everyone who calls on the name of the Lord will be saved." How, then, can they call on the one they have not believed in? And how can they believe in the one of whom they have not heard? And how can they hear without someone preaching to them? And how can they preach unless they are sent? As it is written, "How beautiful are the feet of those who bring good news!"

I need to find out:

1. What message about Jesus did Jesus' followers tell everyone? That they could become God's people when they turned away from their sins and trusted in Jesus as their Savior.
2. Why were their feet so busy traveling to faraway places to tell everyone this message? Only by going to these faraway places would the people who lived there hear about Jesus, turn away from their sins, and be saved. This was the only way they could get to become God's people.

For You and Me:

Jesus' first followers were busy going into the world, telling everyone about Jesus. They wanted everyone to turn away from their sins and trust in Jesus as their Savior. They wanted them to be God's people forever. Jesus still sends out his followers today. He still wants people to trust in Him as their Savior. Why, your teachers, even today, are telling you this good news so that YOU might turn away from your sins and trust in Jesus as your Savior. They want you to be God's people too. I guess that means they have beautiful feet, too!

Detective Dan's Lesson 3 Listening Assignment:

Our six clues were: a sunflower, Jesus' followers, a bird, God's Holy Spirit in a heart, a boat, and a cross.

1. Which four belong in our story?

Jesus' followers, God's Holy Spirit in a heart, the boat and the cross belong. The sunflower and the bird do not.

2. What did Jesus's followers ask the Holy Spirit to do in the hearts of those who listened to their good news? How did God answer those prayers? They asked the Holy Spirit to help people turn away from their sins and trust in Jesus as their Savior. The Holy Spirit DID work in the hearts of many and they were saved!

For You and Me:

The Holy Spirit worked in the hearts of many who heard the good news of Jesus, long ago. He can work in our hearts, too. He can help us turn away from our sins and trust in Jesus as our Savior. Ask Him to help you today! He loves to answer this prayer!

The Gospel (story wrap-up if NOT using Listening Assignments)**Our Bible Truth is:**

**Can You Tell Me What the LORD Is Like?
They Should Live Like Jesus...**

By Telling the Good News of Jesus!

How should God's people live each day? They should live like Jesus... by telling others the good news of Jesus. God's people know how important it is to tell others the good news of Jesus. After all, someone told them! That's how they knew that they should turn away from disobeying God and trust in Jesus as their Savior. They want to tell others this same good news so that they might be saved, too. Why, that's the reason I'm telling the good news of Jesus to you right now! So YOU, too, might turn away from disobeying God and trust in Jesus as your own Savior. I want you to know special closeness with God, too! There is nothing better in life than knowing Him! *Close in prayer.*

Closing ACTS Prayer

- A** God, we praise You for being the God who saves. You made the way for sinful people like us to become Your people. How loving and merciful You are!
- C** God, please forgive us for not telling others about You as You want us to. Forgive us for being scared that others might not want to hear about Jesus or make fun of us. Forgive for not trusting You to be at work as we share the good news about salvation through Him. We need a Savior!
- T** Thank You, God, for offering to make us Your people through Jesus. Thank You for giving us the wonderful, good news of salvation through Him.
- S** God, please work in our hearts. Help us turn away from our sins and trust in Jesus as our Savior. Help us to tell others how they can receive the free gift of salvation through Him, too. Work inside others as they hear about Jesus and help them believe in Him, too.

In Jesus' name we pray, Amen.

Go to Lesson Plan, p.9 for the script to the rest of the lesson.

Deep Down Discussion Sheet

use with all THREE lessons

Use with all response activities for deeper learning



P.1

Questions to aid discussion of the key concepts and for use in games

Be familiar with these questions and answers. Look for opportunities to ask questions and discuss their answers, such as while the children work on their coloring pages, as part of their response games, or during play time. Remember: your goal isn't to ask all these questions or only talk to the children about these things. It is to be deliberate in having good conversations with them, however much or little you have.

<p>BIG QUESTION</p> <p>Meaning</p> <p>Discussion Questions</p> <p><i>choose a few</i></p>	<p>How Should God's People Live? They Should Live Like Jesus!</p> <p>We become God's people when we turn away from our sins and trust in Jesus as our Savior. When we do, God forgives our sins, and we begin a whole new way of life. God's people no longer live life just to please themselves. They want to honor God with their whole lives, like Jesus did. They seek to love God most of all and love all people, too.</p> <p>1. How should God's people live each day? <i>They should live like Jesus!</i></p> <p>2. Who did Jesus always love? <i>God.</i></p> <p>3. Who did Jesus always please in everything He felt, thought, said, and did? <i>God.</i></p> <p>4. Are God's people perfect like Jesus? <i>No, they are not.</i></p> <p>5. Who do God's people try to live like? <i>Jesus.</i></p> <p>6. How do God's people try to live like Jesus? <i>They try to love God and please Him in everything they feel, think, say, and do.</i></p> <p>7. How can we become God's people? <i>By turning away from our sins and trusting in Jesus as our Savior.</i></p>
<p>BIBLE TRUTH</p> <p>Meaning</p> <p>Discussion Questions</p> <p><i>choose a few</i></p>	<p>They Should Live Like Jesus...By Telling the Good News of Jesus!</p> <p>After Jesus died on the cross and rose from the dead, He told His disciples to go tell the good news of salvation to the whole world. Jesus wanted people everywhere know how they could become God's people. He wanted them to know that they could know God in their hearts, now. And after they died, they could go and live with God forever. These wonderful gifts would be theirs when they turned away from their sins and trusted in Jesus as their Savior. What good news this was!</p> <p>Jesus' disciples obeyed Him. They traveled farther and farther away from their homes, sharing the good news of Jesus to all who would listen. Many people rejoiced in this good news. They turned away from their sins and trusted in Jesus as their Savior. God's people were growing in number! Even today, God still wants His people to keep on sharing this good news to all who will listen. He wants them to share this good news with people who live next door, and with people who live in faraway places. God wants His people to keep on telling about Jesus until the whole world has heard the good news.</p> <p>How do God's people carry out this big, wonderful job? With the help of God's Holy Spirit! God promises that His Holy Spirit will be at work inside His people. He will help them know what to say and give them the courage to say it. Best of all, God promises to send His Holy Spirit to work in the hearts of those who listen, helping them trust in Jesus and be saved. We can be God's people, too, when we turn away from our sins and trust in Jesus as our Savior.</p> <p>1. What did Jesus tell others as He traveled around? <i>How they could become God's people by trusting in Him as their Savior.</i></p> <p>2. What did Jesus tell His special followers to do, after He rose from the dead? <i>To go to every part of the world to tell others about Him.</i></p> <p>3. What does Jesus want people everywhere to be? <i>God's people.</i></p> <p>4. What do people need to know, if they are to become God's people? <i>The good news of Jesus.</i></p> <p>5. Has everyone in all places heard about Jesus? <i>No.</i></p> <p>6. What should God's people still do, even today? <i>Keep telling others the good news of Jesus.</i></p> <p>7. Who will help God's people tell others about Jesus? <i>The Holy Spirit.</i></p> <p>8. How can we become God's people? <i>By believing the good news! By turning away from our sins and trusting in Jesus as our Savior!</i></p>

Deep Down Discussion Sheet

use with all THREE lessons

P.2

Questions to aid discussion of the key concepts and for use in games

<p>THE GOSPEL</p>	<p>What is God's good news for you and me? <i>The gospel! God is the good king who made the world and us. We should obey Him, but instead we have all chosen to disobey Him. We deserve His punishment. But in His mercy, God sent His Son, Jesus, to live a perfect life and to offer it on the cross as He died as the full payment for the sins of God's people. On the third day, Jesus rose from the dead. He had beaten sin and death for them! Now, all who turn away from disobeying God and trust in Jesus as their Savior are forgiven their sins. They get to be God's people, knowing Him in their hearts now. And one day, going to live with Him forever in heaven. We can become God's people, too, when we turn away from our sins and trust in Jesus as our Savior. Ask Him to help you!</i></p>
<p>BIBLE TRUTH BIBLE VERSE</p> <p>Meaning</p> <p>Discussion Questions</p>	<p>"Everyone who calls on the name of the Lord will be saved." How, then, can they call on the one they have not believed in? And how can they believe in the one of whom they have not heard? And how can they hear without someone preaching to them? And how can they preach unless they are sent? As it is written, "How beautiful are the feet of those who bring good news!" -- Romans 10:13-15</p> <p>Learn a Little: "How beautiful are the feet of those who bring good news!"</p> <p>These verses remind us that God sends His people to tell others the good news of salvation through Jesus. They must go, if others are to hear and believe. That is how God has planned to save sinners. What a privilege this is to go and tell others! That is what makes their feet beautiful. Not that they have pretty feet (or cute toes), but that by using their feet to go tell others about Jesus, those others can know God and be saved from their sins.</p> <p><i>choose a few</i></p> <ol style="list-style-type: none"> 1. What does it mean to "call on the name of the Lord?" <i>It means to turn away from your sins and trust in Jesus as your Savior.</i> 2. Who does God send to tell people the good news of Jesus, so they can be saved? <i>God sends His people to tell them.</i> 3. What is preaching? <i>Reading God's Word and explaining it to others.</i> 4. Why does the Bible call the feet of God's people beautiful when they go and tell others the good news of Jesus? <i>Not because their toes are very pretty, but because people are so happy to hear the good news of Jesus and become God's people.</i> 5. How can Jesus become our Savior? <i>We can turn away from our sins and trust in Him as their Savior. God loves to help us do this! Ask Him!</i>
<p>BIBLE STORY</p> <p>Discussion Questions</p>	<p>The Case of the Beautiful, Busy Feet</p> <p><i>choose a few</i></p> <ol style="list-style-type: none"> 1. What did Jesus tell His disciples to do, before He went up to heaven? <i>He told them to be His witnesses to the whole world.</i> 2. What was the message that Jesus' disciples told people? <i>Jesus is God's Son, sent to save us. He died on the cross for the sins of God's people. He rose from the dead, showing He beat sin and death. He calls us to turn away from disobeying God and trust in Him as our Savior. When we do, we become God's dearly loved people who will love Him and know Him forever and ever.</i> 3. Where did Jesus' disciples go to tell this message? <i>They went to the people in their city and they went to people in other places, even other places that were very far away.</i> 4. What do God's people today still need to do? <i>They need to keep on telling others about Jesus. There are still so many who need to hear.</i> 5. How can we become God's people? <i>By turning away from disobeying God and trusting in Jesus as our Savior.</i>