

# **DEEP DOWN DETECTIVES**

**Curriculum Resources  
for Unit 12, Bible Truth 5:**



**How Should God's People Live?**

**They Should Live Like Jesus...**

**By Learning God's Word  
and Obeying It!**

## Session Prep (especially good for newbies!)

### Pray!



Pray for the Holy Spirit to be at work in your and the children's hearts.

### Review



If new to the curriculum, look at the **Getting Started with Deep Down Detectives section of the Core Curriculum book.** (p.5) It will be especially helpful to read through the Deep Down Detectives section of **The Praise Factory Tour: Extended Version Book.** This is a visual way to understand what goes on in the classroom. (A pdf of the book is found in the samples section on the website.)

### Look through and Learn the Lesson



Read over **lesson plan.** Practice any **songs or action rhymes** you are using. Choose/make up motions to go with these. Choose less with younger children and more with older preschoolers. **Practice the lesson with the visual aids** and using the Big Question Box/Briefcase.

### Read and Rehearse the Bible Story with Pictures



Read the Bible story from the Bible. Read the curriculum version. Practice telling it with the storyboard pictures. (If you have not previously laminated the story pictures, do that now.) Or, rehearse it from the Simple Story Scenes, if you are using those.

### Let There Be Music



Download the music and listen to the songs. Choose which of the songs you will use with the children. If using live musicians, make sure they have the sheet music (Appendix A, Core Curriculum book).

### Put the Props in Place



1. Prepare your Visual Aids. Put the Big Question, Unit Bible Truths, Bible Truth, Bible Verse, and Listening Assignment signs, as well as the Bible Story script in one side of the Bible folder.
2. Get out your storyboard. If using Simple Story Scenes, put these in your Bible Folder. Or, if using the individual storyboard figures, put all background pictures in place (they have a BG by the number). Put the rest of the storyboard pictures (these have a SB by the number) in order of use in the other side of the Bible folder.
3. Put the DDD Bible Folder as well as the Big Question sign in the Big Question Box/Briefcase and shut it. If your box/briefcase has locks and you want to use the unlocking the box as part of your session, lock it now....but make sure you have the key or know the code first.
4. Prepare the music CD or sheet music or mp3 device for use in your session.

### Set Out Free Play Activities



Choose and set up free time activities you will use with the children. Choose a variety of different activities that will be enjoyed by different types of children. Rotate the activities you provide to keep them interesting and fresh to your children. (Suggestions in Appendix D, Core Curriculum books.)

### Prepare Any Activities



Choose which (if any) of the Bible Truth games and crafts activities you want to use in the session. Bear in mind your time frame as well as the developmental abilities and attention span of your children as you decide which/how many to prepare. **Look over the Discussion Sheet** and choose a few questions you might use to spark discussion with the children as they do their activities (especially good for ages 3's+). Pray for God to give you opportunities to talk about these things with the children.

### Let Them Take It with Them



Make copies of the craft/take home sheets, if you are not already using them as one of your activities. You may also want to make copies of the story (see take-home version of each story included in Appendix C with the other take home resources) to have for parents to use with their children at home. There's a link on each craft/take home sheet to the story, if you don't make hard copies.

### Store It



After your session is over, collect the resources and store them for future use. This curriculum can be used over and over for years to come.

## Unit 12: God's People Live for Him

### UNIT OVERVIEW

We become God's people when we turn away from our sins and trust in Jesus as our Savior. When we do, God forgives our sins, and we begin a whole new way of life. God's people no longer live life just to please themselves. They want to honor God with their whole lives, like Jesus did. They seek to love God most of all and love all people, too.

In this unit we will learn eight ways that God's people live for Him.

### UNIT BIBLE VERSE: Ephesians 5:1-2

"Be imitators of God, as beloved children. And walk in love, as Christ loved us and gave himself up for us."

### BIG QUESTION UNDER INVESTIGATION: How Should God's People Live?

**ANSWER:** They Should Live Like Jesus!

#### OPTIONAL Big Question 12 INTRODUCTION LESSON (Use Hide 'n' Seek Kids Unit 12 Material)

Story: The Case of the Runaway Who Came Back *Philemon*

Bible Verse: Ephesians 5:1-2

#### BIBLE TRUTH 1: By Asking God for His Help (3 Lessons Available)

Story: The Case of the Hardest Thing *Matthew 26-28; Mark 14-16; Luke 22-24; John 18-21*

Bible Verse: Hebrews 4:16

#### BIBLE TRUTH 2: By Loving God Most of All (3 Lessons Available)

Story: The Case of the Man Who Left His Money *Matthew 9; Mark 2; Luke 5*

Bible Verse: Deuteronomy 6:4-5

#### BIBLE TRUTH 3: By Loving Other People as God Has Loved Them

(3 Lessons Available)

Story: The Case of the Man Who Kept on Loving *Acts 6-7*

*Luke 3:15-18, 21-23; John 1:19-34*

Bible Verse: 1 Corinthians 13:4-8

#### BIBLE TRUTH 4: By Trusting God and Being Happy with What He Wants (3 Lessons Available)

Story: The Case of the Faith that Faced Fire *Daniel 1-3*

Bible Verse: Proverbs 3:5-6

#### ➔ BIBLE TRUTH 5: By Learning God's Word and Obeying It (3 Lessons Available)

Story: The Case of the Lost Treasure *2 Kings 22; 23:1-20, 24; 2 Chronicles 34:8-33*

Bible Verse: Psalm 119:11,15-16

#### BIBLE TRUTH 6: By Saying "No" to Disobeying God (3 Lessons Available)

Story: The Case of the Escape that Waited *1 Samuel 17:19,23-24,27,31; 2 Samuel 5-6*

Bible Verse: 1 Corinthians 10:13

#### BIBLE TRUTH 7: By Telling the Good News of Jesus (3 Lessons Available)

Story: The Case of the Beautiful, Busy Feet *Acts*

Bible Verse: Romans 10:13-15

#### BIBLE TRUTH 8: By Making Much of God (3 Lessons Available)

Story: The Case of the Boastful Man

*Acts 7-9,22; Romans; 1 & 2 Corinthians; Ephesians; Philippians*

Bible Verse: Psalm 66:1-3,5,16

## Deep Down Detectives ESV Songs 12 Track Numbers

This is a listing of all songs mentioned in the unit curriculum. You may or may not choose to use all of the songs. They are listed in easy-reference order--NOT in the order used in the curriculum. You may choose to simply burn a CD/load them onto an mp3 device in this order. Or, you may want to do what we do: choose the songs we want to use and create a play list of them in that order. Then, we burn a CD/upload the play list onto an mp3 device. A teacher only has to click forward to the next song, instead of hunting for the right track. The track number have been included as part of the title of each song, teachers will still have a reference to the track number listed in the curriculum (same as those listed below), even if you change the order on your customized play list.

### SONGS USED EVERY UNIT OF THE CURRICULUM

- 1 The Classroom Song v.1
- 2 The Classroom Song v.2
- 3 The Classroom Song v.3
- 4 The Classroom Song v.4
- 5 Deep Down Detectives Theme Song
- 6 The Classroom Rules Song
- 7 Let's Pray Song
- 8 The Big Question Box Song
- 9 The Bible Chant Song
- 10 ACTS Prayer Song (Short Version)
- 11 ACTS Prayer Song (Full Version)

*listen to or download songs for free at <https://praisefactory.org:Deep Down Detectives Music page>*

#### Why the Extra Songs?

Deep Down Detectives is a curriculum used by a wide age-span of kids. Sometimes one of the other songs is a better fit for your kids. Or, you may simply want to teach them more songs on the same Bible Truth. Use as many or as few as you want.

### UNIT 12: GOD'S PEOPLE LIVE FOR HIM

- 12 Big Q & A 12 Song
- 13 Big Question 12 Song: How Should God's People Live Each Day?
- 14 Big Question 12 Bible Verse Song: Walk in Love Ephesians 5:1-2, ESV
- 15 Extra Big Question 12 Bible Verse Song: Let Everyone Who Names the Name 2 Timothy 2:19,22, ESV
- 16 Big Question 12 Hymn: Trust and Obey, v.1
- 17 Big Question 12 Praise Song: I Have Decided to Follow Jesus

#### How Should God's People Live? They Should Live Like Jesus...

##### Bible Truth 1: By Asking God for His Help

- 18 Bible Verse: Let Us with Confidence Hebrews 4:16, ESV
- 19 Extra Bible Verse: Let Us Then Draw Near Hebrews 4:16, ESV (other version)
- 20 Extra Bible Verse: Help Us, O God of Our Salvation Psalm 79:9, ESV
- 21 Extra Bible Verse: We All With Unveiled Face 2 Corinthians 3:18, ESV

##### Bible Truth 2: By Loving Him Most of All

- 22 Bible Verse: Hear, O Hear Deuteronomy 6:4-5, ESV
- 23 Extra Bible Verse: Your Steadfast Love Is Better than Life Psalm 63:3-4, ESV

##### Bible Truth 3: By Loving Other People as God Has Loved Them

- 24 Bible Verse: Love 1 Corinthians 13:4-8, ESV
- 25 Extra Bible Verse: Love Is Patient 1 Corinthians 13:4-8, ESV

##### Bible Truth 4: By Trusting God and Being Happy With What He Wants

- 26 Bible Verse: Trust Proverbs 3:5-6, ESV
- 27 Extra Bible Verse: Trust in the LORD Proverbs 3:5-6, ESV (other version)
- 28 Extra Bible Verse: May the God of Hope Romans 15:13, NIV 1984
- 29 Extra Bible Verse: Let the Morning Bring Me Psalm 143:5,8, NIV 1984
- 30 Extra Bible Verse: For a Little While 1 Peter 1:6-7, NIV 1984
- 31 Extra Bible Verse: If God Is for Us Romans 8:31,32,35,37-39, ESV
- 32 Extra Bible Verse: Many Walk as Enemies Philippians 3:18,19,20, ESV
- 33 Extra Bible Verse: You Were Publicly Exposed Hebrews 10:32-36, ESV

##### Bible Truth 5: By Learning God's Word and Obeying It

- 34 Bible Verse: I Have Stored Up Your Word Psalm 119:11,15-16, ESV
- 35 Extra Bible Verse: If Anyone Loves Me John 14:23, ESV
- 36 Extra Bible Verse: Jesus Answered John 14:23-24, ESV (other version)
- 37 Extra Bible Verse: For We Are God's Workmanship Ephesians 2:10; 6:7-8, NIV 1984

##### Bible Truth 6: By Saying "No" to Disobeying God

- 38 Bible Verse: No Temptation 1 Corinthians 10:13, ESV
- 39 Extra Bible Verse: No Temptation Has Overtaken You 1 Corinthians 10:13, ESV (other version)
- 40 Extra Bible Verse: Count It All Joy James 1:2-4, ESV

##### Bible Truth 7: By Telling the Good News of Jesus

- 41 Bible Verse: How Beautiful Romans 10:13-15, ESV
- 42 Extra Bible Verse: Be My Witnesses Acts 1:8, ESV

##### Bible Truth 8: By Making Much of God

- 43 Bible Verse: Shout with Joy to God Psalm 66:1-3,5,9,16, ESV
- 44 Extra Bible Verse: As Each Has Received a Gift 1 Peter 4:10-11, ESV
- 45 Extra Bible Verse: Gift, Gift, Gift 1 Peter 4:10-11, ESV (other version)
- 46 Extra Bible Verse: I Will Bless the Lord at All Times Psalm 34:1,3,8,10, ESV



**Big Question 12, Bible Truth 5 Overview: Key Concepts**

p.1

**Unit 12: God's People Live for Him**

**Unit Big Question (and Answer):** How Should God's People Live? They Should Live Like Jesus!

**Unit Bible Verse:** "Be imitators of God, as beloved children. And walk in love, as Christ loved us and gave himself up for us." --Ephesians 5:1-2, ESV

**Bible Truth 5 Concept: They Should Live Like Jesus... By Learning God's Word and Obeying It!**

Jesus knew God's Word and obeyed it His whole life. There was nothing about God's Word that Jesus did not know or obey. It was very important that Jesus knew God's Word so well and that He always obeyed it. This was the only way He could be the perfect Savior who could pay for the sins of God's people.

God's Word helped Jesus know how He should live. It gave Him strength to fight temptation and to keep on obeying God, His Father, no matter what. And, when life was hard or sad, it comforted Him with God's good plans and promises.

God's people need to know God's Word well, too. It tells them about God and His good plans. It tells them how He wants them to live. It gives them strength to fight temptation and keep on obeying God, no matter what. And, when life was hard or sad, it comforts them with God's good plans and promises.

How do God's people learn God's Word? By reading it, memorizing it, singing it, and by others teaching it to them. God promises that His Holy Spirit will work in the hearts of His people as they hear His Word. He will help them understand it and obey it. We can become God's people when we turn away from our sins and trust in Jesus as our Savior. He will help us to know and obey His Word, too.

**Bible Truth 5 Bible Verse: Psalm 119:11,15,16 ESV**

"I have stored up your word in my heart, that I might not sin against you. I will meditate on your precepts and fix my eyes on your ways. I will delight in your statutes; I will not forget your word."

**Learn a Little:** "I have stored up your word in my heart, that I might not sin against you."

**Meaning**

God's people delight in God's Word, the Bible. It is full of God's precepts and decrees (His good laws). It tells of His ways (what God is like). They meditate on God's Word (think about what it means); and, even hide it in their hearts (memorize it) so that they might not sin against God. They know that God's Word is not just true. It is also powerful to change them to be more like Jesus. They don't want to neglect it, because they want to know God and please Him more than anything else in life. God can help us delight in His Word, too.

**Bible Truth 5 ACTS Prayer**

- A** God, we praise You for being the Giver of Your Word, the Bible. Through it, we see how amazing You are.
- C** God, please forgive us for not loving Your Word as we should. Too many times we choose to not read Your Word but do other things instead. Too many times, even when we do read Your Word, we forget it and do not obey it. We need a Savior!
- T** Thank You, God, for telling us so much about Yourself and Your great plans through the Bible. Thank You for telling us about Jesus and how we can be saved when we read it. Thank You for showing us how to live and promising to help us through Your powerful Word.
- S** God, please work in our hearts. Help us turn away from our sins and trust in Jesus as our Savior. Help us to love Your Word, the Bible. Send Your Holy Spirit to help us understand it and obey it. Help us to live like You want us to live. In Jesus' name we pray, Amen.

---

## Big Question 12, Bible Truth 5 Overview: Key Concepts

---

p.2

### Bible Truth 5 Story

**The Case of the Lost Treasure** *2 Kings 22; 23:1-20; 24; 2 Chronicles 34:8-33*

### Songs Used in Bible Truth 5

Big Q & A 12 Song

Big Question 12 Song: How Should God's People Live?

Big Question 12 Bible Verse Song: Walk in Love *Ephesians 5:1-2, ESV*

*Extra Big Question 12 Bible Verse Song: Let Everyone Who Names the Name 2 Timothy 2:19,22, ESV*

Big Question 12 Hymn: Trust and Obey, v.1

Big Question 12 Praise Song: I Have Decided to Follow Jesus

Bible Truth 5 Bible Verse Song: I Have Stored Up Your Word *Psalms 119:11,15-16, ESV*


*Extra Bible Truth 5 Bible Verse Song: If Anyone Loves Me John 14:23, ESV*



*Extra Bible Truth 5 Bible Verse Song: Jesus Answered John 14:23-24, ESV*

*Extra Bible Truth 5 Bible Verse Song: For We Are God's Workmanship Ephesians 2:10; 6:7-8, NIV 1984*

*listen to or download songs for free at <https://praisefactory.org>: Deep Down Detectives Music page*

**1. GETTING STARTED**

 = follow the stars for a short & simple lesson plan

<p><b>Intake Activity Ideas</b></p>	<p><b>Choose one of these open-ended activities to include children as they join the class:</b></p>
<p><b>Free Play Time</b> <i>suggestions in Appendix D</i></p>	<p> Offer your own or some of the easy-to-make, free play activities suggested in Appendix D.</p>
<p><b>OR Sing-along Music Time</b> <i>lyrics and sheet music, Appendix A</i></p> <p><i>listen to or download songs for free at <a href="https://praisefactory.org:Deep Down Detectives Music page">https://praisefactory.org:Deep Down Detectives Music page</a></i></p>	<p>Music from Deep Down Detectives (DDD) ESV Songs 12:</p> <p>Big Q &amp; A 12 Song <span style="float:right"><i>DDD ESV Songs 12, track 12</i></span>                  Big Question 12 Song <span style="float:right"><i>DDD ESV Songs 12, track 13</i></span>                  Big Question 12 (Unit) Bible Verse Song:                      Walk in Love Ephesians 5:1-2, ESV <span style="float:right"><i>DDD ESV Songs 12, track 14</i></span>                  Extra Big Question 12 (Unit) Bible Verse Song:                      Let Everyone Who Names the Name 2 Timothy 2:19,22, ESV <span style="float:right"><i>DDD ESV Songs 12, track 15</i></span>                  Big Question 12 Hymn:                      Trust and Obey, v.1 <span style="float:right"><i>DDD ESV Songs 12, track 16</i></span>                  Big Question 12 Praise Song:                      I Have Decided to Follow Jesus <span style="float:right"><i>DDD ESV Songs 12, track 17</i></span>                  Big Question 12 Praise Song:                      God Is So Good <span style="float:right"><i>DDD ESV Songs 12, track 21</i></span>                  Bible Truth 5 Bible Verse Song:                      I Have Stored Up Your Word Psalm 119:11,15-16, ESV <span style="float:right"><i>DDD ESV Songs 12, track 34</i></span>                  Bible Truth 5 Extra Bible Verse Song:                      If Anyone Loves Me John 14:23, ESV <span style="float:right"><i>DDD ESV Songs 12, track 35</i></span>                  Bible Truth 5 Extra Bible Verse Song:                      Jesus Answered John 14:23-24, ESV <span style="float:right"><i>DDD ESV Songs 12, track 36</i></span>                  Bible Truth 5 Extra Bible Verse Song:                      For We Are God’s Workmanship Ephesians 2:10; 6:7-8, NIV <span style="float:right"><i>DDD ESV Songs 12, track 37</i></span></p> <p><i>Add more fun to Sing-along Music Time by adding a Music, Movement &amp; Memory Activity. These activities are listed on p.10 of this lesson plan with the Response Activities. Instructions found in Appendix B.</i></p>
<p><b>OR Bible Verse Memory Game</b> <i>instructions found in Appendix B</i></p>	<p>Lesson 1 Game: Simon Says How                  Lesson 2 Game: Roll ‘n’ Toss                  Lesson 3 Game: Block Clapping</p> <p><i>These activities are also included on p.10 of this lesson plan with the Response Activities.</i></p>
<p><b>2. OPENING CIRCLE TIME</b> (<i>introduce the Bible Truth and tell the related Bible story</i>)</p>	
<p><b>Gathering the Children</b> <i>lyrics and sheet music, Appendix A</i></p>	<p><i>Sing verse 1 of The Classroom Song to gather the children for Circle Time.</i></p> <p><b>The Classroom Song, verse 1</b> <span style="float:right"><i>DDD ESV Songs 12, track 1</i></span>                  Let’s gather together to worship God,                  Let’s gather together to worship God,                  Let’s gather together to worship God,                  Come gather here with me!</p>
<p><b>Welcome to Deep Down Detectives</b></p>	<p> “Welcome to Deep Down Detectives. We’re so glad you’ve joined us! Detectives are people who look for answers to questions. In Deep Down Detectives, we look for answers to big questions about God. We dig deep down in the truths of God’s Word to find them.”</p>

**2. OPENING CIRCLE TIME, continued**




= follow the stars for a short & simple lesson plan

<p><b>Deep Down Detectives Theme Song</b></p> <p><i>Lyrics and sheet music, Appendix A</i></p>	<p>"Let's sing our Deep Down Detectives Theme Song."</p> <p><b>★ Deep Down Detectives Theme Song</b> <span style="float: right;"><i>DDD ESV Songs 12, track 5</i></span></p> <p>We're Deep Down Detectives,                  diggin' deep in God's Word,                  For truths about God and His plans for this world,                  We're seeking to love Him, with all of our heart,                  We're Deep Down Detectives!                  Come on! Let's start!</p>
<p><b>Classroom Rules Song</b></p> <p><i>Lyrics and sheet music, Appendix A</i></p>	<p>There are two very important things that Deep Down Detectives do together: we worship God and we love one another. Our Classroom Rules Song reminds us how we should act. Let's sing it."</p> <p><b>Classroom Rules Song</b> <span style="float: right;"><i>DDD ESV Songs 12, track 6</i></span></p> <p>Shh, be quiet while someone is talking,                  Raise your hand, if you have something to say,                  Don't touch your friend, sitting beside you,                  Obey your teachers, Be kind as you play.                  These are our classroom rules,                  These are our classroom rules,                  They help us worship God and love one another,                  These are our classroom rules.</p>
<p><b>Opening Prayer Time</b></p> <p><i>Lyrics and sheet music, Appendix A</i></p>	<p>"Children, we need God's help to keep these rules. Let's ask Him to help us right now. Let's get ready and pray."</p> <p><b>Let's Pray</b> <span style="float: right;"><i>DDD ESV Songs 12, track 7</i></span></p> <p>1-2-3!                  Fold your hands,                  Bow your head,                  Close your eyes.                  Let's pray! (<i>repeat</i>)</p> <p>"Let's pray:"</p> <p><b>★ Opening Prayer</b></p> <p>Dear Lord,                  We're so glad to get to gather together to worship You!                  Please help us keep the classroom rules.                  Please help us to love You and learn about You today.                  In Jesus' name we pray. Amen.</p>



**2. OPENING CIRCLE TIME, continued**

★ = follow the stars for a short & simple lesson plan

<p><b>Reveal the Big Question</b></p> <p><b>Introduce the Big Question Box/Briefcase</b></p> <p><i>lyrics and sheet music, Appendix A</i></p>	<p>“Detectives INVESTIGATE things. That means they ask questions and look for answers. Deep Down Detectives investigate big questions about God. The Big Question we are investigating today is right inside our Big Question Box/Briefcase.</p> <p><b>The Big Question Box Song</b> <span style="float: right;"><i>DDD ESV Songs 12, track 8</i></span></p> <p>We’ve got a big box, All closed up and locked, Filled with the truths of God’s Word.</p> <p>We’ve got a brief case, There’s no time to waste, Come on, kids, let’s open it up!</p>
<p><b>The Big Question under Investigation</b></p> <p>VISUAL AID <i>take out</i></p> <div style="display: flex; align-items: center;"> <div style="border: 1px solid black; padding: 5px; margin-right: 10px; text-align: center;"><b>#1</b></div> <div style="border: 1px solid black; padding: 5px; margin-right: 10px; text-align: center;">  </div> </div> <p><i>of BQB</i></p> <p><i>Big Question &amp; Answer Sign, front side</i></p> <p><i>*found in the DDD Unit 12 Visual Aids, ESV Book</i></p>	<p>Ok, who would like to open for me and pull out the Big Question?”</p> <p><i>Choose a child to open the box/briefcase, take out the Big Question and hand it to you, then hold up the Big Question sign for all the children to see, and say:</i></p> <p>★ The Big Question we are investigating today is Big Question Number 12: <b>How Should God’s People Live?</b> and the Answer is: <b>They Should Live Like Jesus!</b></p>
<p><b>Big Question Meaning</b></p>	<p>★ We become God’s people when we turn away from our sins and trust in Jesus as our Savior. When we do, God forgives our sins, and we begin a whole new way of life. God’s people no longer live life just to please themselves. They want to honor God with their whole lives, like Jesus did. They seek to love God most of all and love all people, too.</p>
<p><b>Big Question Songs</b></p> <p><b>Big Q &amp; A 12 Song</b></p> <p><i>lyrics and sheet music, Appendix A</i></p>	<p>★ “Let’s sing our Big Question Song:</p> <p><b>Big Q &amp; A 12 Song</b> <span style="float: right;"><i>DDD ESV Songs 12, track 12</i></span></p> <p><i>(adapted version of “Twinkle, Twinkle, Little Star”)</i></p> <p>How should God’s people live each day? They should live like Jesus!</p> <p>How should God’s people live each day? How should God’s people live each day? How should God’s people live each day? They should live like Jesus!</p>

**2. OPENING CIRCLE TIME, continued**



= follow the stars for a short & simple lesson plan

<p><b>Learning about the Big Question (use one or both)</b></p> <p>★</p>	<p>Repeat the Big Question and Answer again:                  "How Should God's People Live? They Should Live Like Jesus!"</p> <p>Say: "Hmmm, I wonder what that means... Let's do our action rhyme/sing our song that explains it."</p> <p>Then do the action rhyme or sing the song using any of the optional motions suggested, if desired.</p>	
<p><b>Big Question Action Rhyme</b></p>	<p><b>Big Question 12 Action Rhyme</b></p> <p>Jesus loved God,                  I should, too!                  Jesus loved others,                  I should, too!                  Jesus prayed to God,                  I should, too!                  Jesus obeyed God,                  I should, too!</p> <p>God wants me to live like Jesus,                  In everything                  I think and say and do!</p>	<p><b>(POSSIBLE ACTIONS)</b></p> <p><i>Point up to God in heaven</i>  <i>Point to self</i>  <i>Point out to others</i>  <i>Point to self</i>  <i>Make prayer hands</i>  <i>Point to self</i>  <i>Point up to God in heaven</i>  <i>Point to self</i></p> <p><i>Point up to God in heaven</i>  <i>Touch head, mouth and walk in place</i></p>
<p><b>Big Question (Action Rhyme) Song</b></p> <p>★</p> <p><i>lyrics and sheet music, Appendix A</i></p>	<p><b>Big Question 12 (Action Rhyme) Song</b></p> <p style="text-align: right;"><i>DDD ESV Songs 12, track 13</i></p> <p><b>(POSSIBLE ACTIONS)</b></p> <p><i>Refrain:</i>                  How should God's people live?                  How should God's people live?                  How should God's people live?                  They should live like Jesus!</p> <p><i>Point up to God in heaven</i></p> <p><b>Verse 1</b>                  Jesus loved God most of all,                  He loved all people, too,                  In all that He did and said and thought,                  He loved them thru and thru. (Refrain)</p> <p><i>Touch heart, then point up to God in heaven</i></p> <p><i>Point out to others</i>  <i>Touch heart</i></p> <p><b>Verse 2</b>                  God's people should love God most of all,                  They should love others, too,                  And God the Holy Spirit,                  Will help them in all they do. (Refrain)</p> <p><i>Point up to God in heaven</i>  <i>Point out to others</i></p> <p><i>Touch heart</i></p>	

**2. OPENING CIRCLE TIME, continued**

★ = follow the stars for a short & simple lesson plan

**Learning the Bible Truth**

VISUAL take out  
AID



of BQB

VISUAL AID

All the Bible Truths Sign

★ "They Should Live Like Jesus" is a good beginning, but there's so more to learn. So it's time for us to dig down even deeper for more answers to our Big Question about God. We're going to be learning **EIGHT** Bible truths that all tell us more about what the God is like.

Who would like to hand me the picture with our eight Bible truths on it? It's in the Big Question Box/Briefcase." *Choose a child to get it and hand it to you, then hold it up and show them the pictures of the eight truths they will be learning.*

**Bible Truth Clue**

VISUAL take out  
AID



of BQB

Bible Truth Clue Sign,  
front side  
VISUAL AID

*After everyone has had a good look, say...*

"Ok, we've learned four truths about how to live for God. They are: "By Asking God for His Help," "By Loving God Most of All," "By Loving Other People as God Has Loved Them," and, "By Trusting God and Being Happy with What He Wants." (point to pictures as you identify each Bible Truth). Now let's look at our Bible Truth Clue sign and see if we can figure out which of these eight truths we will be learning about today. Who would like to get it out of the Big Question Briefcase for me?"

*Choose a child to open the briefcase, take out the Bible Truth Clue sign and hand it to you. Hold up the front side for the children to see. Cover up the answer, written along the bottom, and say:*

**"How Should God's People Live?  
They Should Live Like Jesus!  
By Learning God's Word and \_\_\_ It!"**

**Hint**

We're missing one word. Here's the hint to what the missing word is. It says: "This word means doing what someone tells you to do. It starts with an "O" and it rhymes with "okaying."

Can you guess? It's "OBEYING." So, the Bible Truth we are learning today is: *(uncover answer from bottom of sign, show it to them and say:)*

★ **"How Should God's People Live?  
They Should Live Like Jesus!  
By Learning God's Word and OBEYING It!"**

*And here is what this Bible Truth means: (read the meaning off of the back of the sign, say:)*

**Bible Truth Meaning**

★ Jesus knew God's Word and obeyed it His whole life. There was nothing about God's Word that Jesus did not know or obey. It was very important that Jesus knew God's Word so well and that He always obeyed it. This was the only way He could be the perfect Savior who could pay for the sins of God's people.

God's Word helped Jesus know how He should live. It gave Him strength to fight temptation and to keep on obeying God, His Father, no matter what. And, when life was hard or sad, it comforted Him with God's good plans and promises.

God's people need to know God's Word well, too. It tells them about God and His good plans. It tells them how He wants them to live. It gives them strength to fight temptation and keep on obeying God, no matter what. And, when life was hard or sad, it comforts them with God's good plans and promises.

How do God's people learn God's Word? By reading it, memorizing it, singing it, and by others teaching it to them. God promises that His Holy Spirit will work in the hearts of His people as they hear His Word. He will help them understand it and obey it. We can become God's people when we turn away from our sins and trust in Jesus as our Savior. He will help us to know and obey His Word, too.

**2. OPENING CIRCLE TIME, continued**



= follow the stars for a short & simple lesson plan

**Learning the Bible Verse**

"And how do I know this is true? God tells me so in His special book, the Bible."

**The Bible Chant Song**

Say or sing the Bible Chant Song.

lyrics and sheet music, Appendix A

**The Bible Chant Song**

DDD ESV Songs 12, track 9

The Bible, the Bible,  
Let's get out the Bible.  
Let's hear what God has to say.  
The Bible, the Bible,  
God's given us the Bible.  
It's His Word for us to learn and obey! Yay!

**Bible Verse**

DDD 12.5 Bible Verse-front side (in the DDD Bible folder)

VISUAL AID Place verse in take out



of BQB  
DDD Bible Folder

\*found in the DDD Unit 12 Visual Aids, ESV Book

"Who would like to get our Bible folder out of the Big Question Briefcase for me?"

Choose a child to open the briefcase, take out the "Bible" folder and hand it to you. Remove the Bible Verse Picture from the "Bible" folder and hold it up for all the children to see, then say:

Psalm 119:11,15-16 tells us:

**Psalm 119:11,15-16**

"I have hidden your word in my heart that I might not sin against you... I meditate on your precepts and consider your ways. I delight in your decrees; I will not neglect your word."

**Learn a Little:** "I have stored up your word in my heart, that I might not sin against you."

**Bible Verse Meaning**

**What does that mean?**

God's people delight in God's Word, the Bible. It is full of God's precepts and decrees (His good laws). It tells of His ways (what God is like). They meditate on God's Word (think about what it means); and, even hide it in their hearts (memorize it) so that they might not sin against God. They know that God's Word is not just true. It is also powerful to change them to be more like Jesus. They don't want to neglect it, because they want to know God and please Him more than anything else in life. God can help us delight in His Word, too.

**2. OPENING CIRCLE TIME, continued**

★ = follow the stars for a short & simple lesson plan

**Bible Verse  
Song**

*lyrics and sheet music,  
Appendix A*

*You might also enjoy:*

*If Anyone Loves Me  
John 14:23, ESV  
DDD ESV Songs 12, track 35*

*Jesus Answered  
John 14:23-24, ESV  
DDD ESV Songs 12, track 36*

*For We Are God's  
Workmanship  
Ephesians 2:10; 6:7-8,  
NIV 1984  
DDD ESV Songs 12, track 37*

We've said our Bible verse, now let's sing it!

**I Have Stored Up Your Word: Psalm 119:11,15-16**

*DDD ESV Songs 12, track 34*

I have stored up your word in my heart,  
That I might not sin against you,  
I have hidden your word in my heart,  
That I might not sin against you.

I'll meditate on your precepts,  
And fix my eyes on your ways.  
I'll delight in your statutes,  
I will not forget your word,

I have stored up your word in my heart,  
That I might not sin against you,  
I have hidden your word in my heart,  
That I might not sin against you.  
Psalm One-nineteen, eleven through sixteen.



**2. OPENING CIRCLE TIME, continued**



= follow the stars for a short & simple lesson plan

<p><b>Getting into the Case</b></p>	<p>"Now it's time to do a bit more deep down investigating. Let's see what Detective Dan wants us to help him figure out. Would someone like to get it out for me?"</p>
<p><b>Listening Assignments</b></p> <p>Place in  take out  of BQB</p>	<p><b>NOTE: Listening assignments are most suitable for ages 3+. Skip straight to the Bible story (see bottom of this page), if working with 2 year olds.</b></p> <p>"Let's open up our listening assignment and see what we are supposed to figure out today.</p> <p>Choose a child to take out the Listening Assignment (from the DDD Bible Folder) and hand it to you. Read Detective Dan's letter to the children that includes the listening assignment. The listening assignments are summarized below:</p>
<p>VISUAL AID</p> <p></p> <p>DDD Unit 12 Visual Aids, ESV</p>	<p><b>Detective Dan's Lesson #1 Listening Assignment:</b></p> <p>I need to find out:</p> <ol style="list-style-type: none"> <li><b>1. What was the treasure? And why was it hidden?</b></li> <li><b>2. Who found it and what did they do with it?</b></li> </ol>
<p>VISUAL AID</p> <p></p> <p>DDD Unit 12 Visual Aids, ESV</p>	<p><b>Detective Dan's Lesson #2 Listening Assignment:</b></p> <p><b>Our Bible Verse is Psalm 119:11,15,16, ESV</b></p> <p>"I have stored up your word in my heart, that I might not sin against you. I will meditate on your precepts and fix my eyes on your ways. I will delight in your statutes; I will not forget your word."</p> <p>I need to find out:</p> <ol style="list-style-type: none"> <li><b>1. Who was supposed to hide God's Word in their hearts by writing down their very own copy of it?</b></li> <li><b>2. What happened when they did this? What happened when they did not?</b></li> </ol>
<p>VISUAL AID</p> <p></p> <p>*Listening Assignment #3 includes the Assignment Sheet, plus 6 clue pictures*</p> <p>DDD Unit 12 Visual Aids, ESV</p>	<p><b>Detective Dan's Lesson #3 Listening Assignment:</b></p> <p>I found six clues, but only 4 of them are in the story. They are: a bee, a scroll, a fake god, a cake, King Amon, and a big, covenant promise. Hold each of them up for the children to see as you identify them.</p> <p>I need to figure out:</p> <ol style="list-style-type: none"> <li><b>1. Which four belong in the story and which two don't?</b></li> <li><b>2. Who asked God to forgive them for hiding away God's word? Did God forgive them?</b></li> </ol>
<p><b>Tell the Bible Story</b></p> <p>Place story &amp; pics in  take out  of BQB</p> <p>DDD Unit 12 Visual Aids, ESV</p> <p><b>Story text included in this book right after this lesson plan and in Visual Aids book</b></p>	<p><b>Then say.</b> "Ok, Deep Down Detectives! Put on your best listening ears and see if you can hear the answers to Detective Dan's questions. When I finish telling the story, we will see if we can answer all the questions."</p> <p><b>Bible Story: The Case of the Lost Treasure</b> 2 Kings 22; 23:1-20; 24; 2 Chronicles 34:8-33</p> <p>Read the Bible Truth story, putting up the storyboard pictures as you tell it. Then, have the children answer the listening assignment. Present the gospel and lead in prayer.</p> <p>*Answers to questions; the gospel; and, ACTS prayer are included with the story text.*</p>

**2. OPENING CIRCLE TIME, continued**

★ = follow the stars for a short & simple lesson plan

<p><b>Story Response Song(s)</b></p> <p><b>Hymn</b></p> <p><i>lyrics and sheet music, Appendix A</i></p>	<p><i>As attention span and time allow, you might want to end with one of the following songs which also tie in with the unit. If desired, use the Music and Movement activity ideas while singing (listed with the Response Activities).</i></p> <p><b>Trust and Obey</b> <span style="float: right;"><i>DDD ESV Songs 12, track 15</i></span></p> <p><b>Verse 1</b></p> <p>When we walk with the Lord,          In the light of His Word,          What a glory He sheds on our way!          While we do His good will;          He abides with us still,          And with all who will trust and obey.</p> <p><b>Refrain</b></p> <p>Trust and obey,          For there's no other way,          To be happy in Jesus,          But to trust and obey.</p> <p><b>Tie-in:</b> "How should God's people live each day? They should live like Jesus! God's people live like Jesus when they trust and obey God. Jesus always trusted and obeyed His Father in heaven, even when it was very, very hard. God's people go through hard things, too. They might want to be afraid or sad. They might want to be unhappy, but they don't need to be. They can trust God and keep on obeying Him. God will never stop caring for them! God has promised to care for His people every day of their lives. We can become God's people when we turn from our sins and trust in Jesus as our Savior."</p>
--	---






<p><b>Praise Song</b></p> <p><i>lyrics and sheet music, Appendix A</i></p>	<p><b>Praise Song: I Have Decided to Follow Jesus</b> <span style="float: right;"><i>DDD ESV Songs 12, track 16</i></span></p> <p>I have decided to follow Jesus,          I have decided to follow Jesus,          I have decided to follow Jesus,          No turning back, no turning back..</p> <p><b>Tie-in:</b> "How should God's people live each day? They should live like Jesus! The Lord wants us to decide--that is, to say "Yes, I will!"-- to live like Jesus each day. He wants us to love and obey Him. That's what it means to follow Jesus. Let's sing a song about following Jesus."</p>
--	---

**3. TAKING ACTION: Response Activities** *(choose from among these activities)*

<p><b>Transition to Activities</b></p>	<p>★ Well, Deep Down Detectives, you've done a great job diggin' deep down for answers in the truths of God's Word. Now it's time to enjoy some activities."</p> <p><i>Tell children what activity/s you are providing for them: either free play or some of the response activities listed below. When you are ready to dismiss them, use this song to help the children transition in an orderly fashion to their next activity.</i></p>
--	--




<p><b>Classroom Song, verse 2</b></p> <p><i>lyrics and sheet music, Appendix A</i></p>	<p>"Children, let's sing our Time to Play Song. When we are finished you may get up and walk over to our next activity."</p> <p><b>Classroom Song, verse 2</b> <span style="float: right;"><i>DDD ESV Songs 12, track 2</i></span></p> <p>We've gathered together to worship God,          We've gathered together to worship God,          And now it's time to play.</p> <p><i>Dismiss the children to whatever activities you have prepared for them to do.</i></p>
--	--

**3. TAKING ACTION: Response Activities** (choose from among these activities) ★ = short & simple lesson plan

<p><b>Response Activities</b></p>	<p>Choose one or more activities appropriate for your children, based on classroom time and developmental needs. <b>Add the Discussion Sheet to any activity for deeper learning.</b> ★</p>
<p><b>Bible Verse Memory Game</b></p> <p><i>game directions, Appendix B</i></p>	<p>Though listed with the opening activities, you may choose to use this Bible verse game here instead (or as a repeat).</p> <ul style="list-style-type: none"> <li>• Lesson 1 Game: Simon Says How</li> <li>• Lesson 2 Game: Roll 'n' Toss</li> <li>• Lesson 3 Game: Block Clapping</li> </ul> <p>Use the Discussion Sheet with this activity for even deeper learning ★</p>  <p>Discussion Questions</p>
<p><b>Music, Movement &amp; Memory Activity</b></p> <p><i>game directions, Appendix B</i></p>	<p>A music activity that uses the songs from the Bible Truth and Big Question unit.</p> <ul style="list-style-type: none"> <li>• DDD Songs for this Bible Truth, plus:</li> <li>• Lesson 1 Activity: Lullabies, Bells and Lions</li> <li>• Lesson 2 Activity: Musical Squares</li> <li>• Lesson 3 Activity: Thumping Drums</li> </ul> <p>Use the Discussion Sheet with this activity for even deeper learning ★</p>  <p>Discussion Questions</p>
<p><b>Bible Story Review Game</b></p> <p><i>game directions, Appendix B</i></p>	<p>A game that uses the storyboard pictures from the story to review the story.</p> <ul style="list-style-type: none"> <li>• Lesson 1 Game: Missing in Action</li> <li>• Lesson 2 Game: Treasure Hunt</li> <li>• Lesson 3 Game: Look Who's Coming Down the Tracks</li> </ul> <p>Use the Discussion Sheet with this activity for even deeper learning ★</p>  <p>Discussion Questions</p>
<p><b>Coloring Pages/ Take Home Sheets</b></p> <p><i>in Appendix C</i></p> <p>★</p>	<p>A coloring page related to the lesson assignment question is provided for each lesson. On the back of each are the key concepts, a few questions and a song for parents to use with their children.</p> <p>NOTE: Upgrade your coloring sheet to a more interesting craft by offering simple embellishments, such as jiggly eyes, craft sand, glitter, glitter glue, colored paper dots (made with a hole punch), fabric scraps, etc. Make cut-to-size glued-on clothes, hair, etc for characters by using a copy of the coloring sheet, cutting out the selected portions and making them the patterns for whatever you want to cut out of fabric, paper, foil, etc.</p> <ul style="list-style-type: none"> <li>• Lesson 1 Coloring Sheet Emphasis: Bible Truth</li> <li>• Lesson 2 Coloring Sheet Emphasis: Bible Verse</li> <li>• Lesson 3 Coloring Sheet Emphasis: ACTS Prayer</li> </ul> <p>Use the Discussion Sheet with this activity for even deeper learning ★</p>  <p>Discussion Questions</p>
<p><b>Extra Crafts: Big Question Craft</b> <i>in Appendix C</i></p> <p><b>Bible Verse Craft</b> <i>in Appendix C</i></p> <p><b>Bible Story Puzzle</b> <i>in Appendix C</i></p>	<p><b>These crafts are slightly more complex than the coloring/take home sheets:</b></p> <p><b>The Bible Concept Go-and-Tell Craft</b> is a craft that summarizes the Bible concept and includes the Bible verse is included for those desiring more than a coloring sheet. This more complex craft will involve gluing, sticking, etc. Can be used at any time.</p> <p><b>The Bible Story Coloring Sheet</b> provides a tie in between the Bible story and the Bible truth they are learning.</p> <p>The <b>Storyboard Picture Placement Page</b> has been made into a puzzle that can be cut out and re-assembled by the children. This provides a nice summary of the story.</p> <p>Use the Discussion Sheet with these activities for even deeper learning ★</p>  <p>Discussion Questions</p>
<p><b>Free Play Activities</b> ★ <i>ideas in Appendix D</i></p>	<p>Offer your own or some of the easy-to-make, free play activities suggested in Appendix D.</p>

**4. CLOSING CIRCLE TIME** *(End-of-session activities for the last 5-10 minutes of class time)*

 = short & simple lesson plan

<p><b>Transition to Closing Circle</b></p> <p><b>Classroom Song, verse 3</b></p> <p><i>lyrics and sheet music, Appendix A</i></p>	<p><i>Use this song to help the children transition in an orderly fashion. Start singing this song and ask the children to gather with you for Closing Circle Time.</i></p> <p><b>Classroom Song, verse 3</b> <span style="float: right;"><i>DDD ESV Songs 12, track 3</i></span></p> <p>It's time to get ready to go and tell, It's time to get ready to go and tell, Come gather here with me.</p>
<p><b>Closing Circle Time</b></p> <p><b>Classroom Song, verse 4</b></p> <p><i>lyrics and sheet music, Appendix A</i></p>	<p><i>When children are settled in the circle, say:</i></p> <p>"It's almost time for your parents to come pick you up. And do you know what that means? It means.... (draw this out to build anticipation and excitement)...that it's almost time to go home and...it's almost time to...Go and Tell! We have learned some big news about God today. God wants us to take and tell it to the whole world!"</p> <p><b>Classroom Song, verse 4</b> <span style="float: right;"><i>DDD ESV Songs 12, track 4</i></span></p> <p>So what's our big news to go and tell, So what's our big news to go and tell, Can you tell me now?</p>
<p><b>Big News to Tell</b></p> <p><b>Big Question 12</b></p> <p><i>VISUAL AID</i></p> <p></p> <p><i>*found in DDD Unit 12 Visual Aids, ESV Book</i></p> <p><i>lyrics and sheet music, Appendix A</i></p> <p><b>Big Question 12, Bible Truth 5</b></p> <p><i>VISUAL AID</i></p> <p></p>	<p>"Let's see....there's so much big news to tell! There's so much we've learned!</p> <p>First of all, can you tell me the answer to our <b>Big Question: "How Should God's People Live?"</b> <i>Hold up the Bible Truth Clue Picture.</i></p> <p>Say the answer with me: <b>"They Should Live Like Jesus!"</b></p> <p><i>(If desired, you can sing one/both of the Big Question songs.)</i> <span style="float: right;"><i>DDD ESV Songs 12, tracks 12,13</i></span></p> <p>And what's one way He does this? What did we learn? <i>Point to the picture.</i></p> <p><b>By Learning God's Word and Obeying It!</b></p> <p>"And how do I know this is true? Can you tell me?"</p> <p>Say it with me: <b>"The Bible tells me so!"</b> That's right!</p>
<p><b>Big Question 12 Bible Truth 5 Bible Verse</b></p> <p><i>VISUAL AID</i></p> <p></p> <p><i>*found in the DDD Unit 12 Visual Aids, ESV Book</i></p> <p><i>lyrics and sheet music, Appendix A</i></p>	<p>We learned: <b>Psalm 119:11,15-16, ESV</b></p> <p>"I have stored up your word in my heart, that I might not sin against you. I will meditate on your precepts and fix my eyes on your ways. I will delight in your statutes; I will not forget your word."</p> <p><b>Learn a Little:</b> "I have stored up your word in my heart, that I might not sin against you.</p> <p>God's people delight in God's Word, the Bible. It is full of God's precepts and decrees (His good laws). It tells of His ways (what God is like). They meditate on God's Word (think about); and, even hide it in their hearts (memorize it) so that they might not sin against God. They know that God's Word is not just true. It is powerful to change them to be more like Jesus. They don't want to neglect it, because they want to know God and please Him more than anything else in life. God can help us delight in His Word, too.</p> <p><i>(If desired, you can sing the Bible verse song.)</i> <span style="float: right;"><i>DDD ESV Songs 12, track 34</i></span></p>

**4. CLOSING CIRCLE TIME, continued**



= follow the stars for a short & simple lesson plan

<p><b>Closing ACTS Prayer Time</b></p> <p><b>ACTS Prayer Chant</b></p> <p><i>lyrics and sheet music, Appendix A</i></p>	<p><i>Let's ask God to help us to remember this and even tell others this good news. Let's get ready and pray our ACTS prayer.</i></p> <p><i>And what does ACTS mean? Let's sing/say our ACTS Prayer Chant!</i></p> <p><b>ACTS Prayer Chant Song</b> <span style="float: right;"><i>DDDESV Songs 12, tracks 10,11</i></span></p> <p>A, Adoration, God, we praise You!                  C, Confession, Forgive us our sins.                  T, Thanksgiving, Thank You for Jesus,                  S, Supplication, Help us to live like Him.</p> <p style="text-align: right;">That's the ACTS prayer, my friend,                  Bow your head, Close your eyes, Shhh,                  Let's begin.</p>
---	---

<p><b>Closing ACTS Prayer</b></p>	<p>"Let's pray!"</p> <p><i>Lead the children in the ACTS prayer for this Bible Truth.</i></p> <p><b>A</b> God, we praise You for being the Giver of Your Word, the Bible. You are amazing!</p> <p><b>C</b> God, please forgive us for not loving Your Word as we should. Too many times we choose to not read Your Word but do other things instead. Too many times, even when we do read Your Word, we forget it and do not obey it. We need a Savior!</p> <p><b>T</b> Thank You, God, for telling us so much about Yourself and Your great plans through the Bible. Thank You for telling us about Jesus and how we can be saved when we read it. Thank You for showing us how to live and promising to help us through Your powerful Word.</p> <p><b>S</b> God, please work in our hearts. Help us turn away from our sins and trust in Jesus as our Savior. Help us to love Your Word, the Bible. Send Your Holy Spirit to help us understand it and obey it. Help us to live like You want us to live. In Jesus' name we pray, Amen.</p>
-----------------------------------	---

**5. TAKING IT HOME** *(Take Home Sheet)*

<p><b>Clean up and Dismissal</b> </p>	<p>"Now it's time to work together and clean up."  <i>Have the children join you in cleaning up the room.</i></p>
<p><b>Coloring Pages/ Take Home Sheets</b> </p> <p><i>in Appendix C</i></p>	<p><i>Give out the craft/take home sheet and any other papers from the session, as you dismiss children from class.</i></p> <p><i>(Reminder: The back side of the coloring page is the take home sheet for each lesson.)</i></p>

<p><b>Bible Story to Take-Home</b></p> <p><i>in Appendix C</i></p>	<p>You may also want to include a copy of the story along with the take home sheet. (However, each coloring sheet/take home sheet includes a note to parents telling where they can download the story from the Parent Resources section on the website.</p>
--	--



**The Case of the Lost Treasure***2 Kings 22; 23:1-20; 24; 2 Chronicles 34:8-33*

of BQB

**Story-telling Tips**

Ahead of time:

1. Read the Bible verses and story. Pray!
2. Choose story action cues and prepare storyboard figures/story scenes, if using. (In Visual Aids book)
3. Practice telling story with the storyboard pictures, timing your presentation. Shorten, if necessary.

During your presentation:

1. Maintain as much eye contact as possible as you tell the story.
2. Put up storyboard figures/add story action cues/hold up storybook scenes as you tell the story. Allow the children to help you put them on the board, if desired.
3. Include the children in your story with a few questions about what they think will happen or words/concepts that might be new to them.
4. Watch the kids for signs that their attention span has been reached. Shorten, if necessary.

**INTRODUCTION/ LISTENING ASSIGNMENTS**

**“Our story is called: The Case of the Lost Treasure. Here is your listening assignment.”** Read from Detective Dan’s Listening Assignment signs, but questions are summarized below:

**Detective Dan’s Lesson #1 Listening Assignment:**

I need to find out:

1. **What was the treasure? And why was it hidden?**
2. **Who found it and what did they do with it?**

**Detective Dan’s Lesson #2 Listening Assignment:****Our Bible Verse is Psalm 119:11,15,16, ESV**

“I have stored up your word in my heart, that I might not sin against you. I will meditate on your precepts and fix my eyes on your ways. I will delight in your statutes; I will not forget your word.”

I need to find out:

1. **Who was supposed to hide God’s Word in their hearts by writing down their very own copy of it?**
2. **What happened when they did this? What happened when they did not?**

**Detective Dan’s Lesson #3 Listening Assignment:**

I found six clues, but only 4 of them are in the story.

They are: a bee, a scroll, a fake god, a cake, King Amon, and a big, covenant promise.

*Hold each of them up for the children to see as you identify them.*

I need to figure out:

1. **Which four belong in the story and which two don’t?**
2. **Who asked God to forgive them for hiding away God’s word? Did God forgive them?**

**Read the assignment questions, THEN SAY,**

“Ok, Deep Down Detectives! Put on your best listening ears and see if you can hear the answers to Detective Dan’s questions. When I finish telling the story, we will see if we can answer all the questions.”

*Read the Bible Truth story, answer questions, present the gospel and lead in prayer.*

*Answers to questions; the gospel; and, ACTS prayer are included with the story text.*

**The Case of the Lost Treasure** *2 Kings 22; 23:1-20; 24; 2 Chronicles 34:8-33*

*Story with lines separating paragraphs (text in bold, optional interaction cues in italics)*

Moses was a very old man. For many years, the LORD had used him to lead the people of Israel. Moses led them out of slavery in Egypt, then up to great Mt. Sinai to meet with the LORD. There, they made big, covenant promises. The LORD promised to always be their God, who would care for them. And the people promised to always be His people, who would love Him and keep His good laws. For forty, long years, Moses led the people through the dry, desert-y wilderness. Finally, came the wonderful day they were waiting for: the day when Moses brought them to the edge of the Promised Land. It was time to enter the good land the LORD promised to give them as their home.

Moses had been a good leader. He had written down God's Word. He had taught the people to obey the LORD and His good laws. But now, Moses' work was done. It was time for him to die and to go heaven to live with the LORD forever. So, he gathered the people together to teach them one last time.

"Love the LORD with all your heart, all your mind, and all your strength. Keep on learning God's laws. Know them and obey them!" Moses urged the people of Israel. "If you do, God will keep you as His special people. He will protect you. He will use everything you go through to do good in your lives and to show everyone how great He is," Moses promised them.

"And make sure your kings know God's laws, too," Moses warned them. "Each king should write down their own copy of God's Word. Every, single word! This will help them know and obey God. This will help them be good kings for you," Moses told the people.

Moses knew there was nothing like God's Word. It is powerful and good. It is always true. It tells us how to live. It helps us know and love God. And God promises to bless those who obey it. God's Word is a treasure. A precious treasure! Moses wanted to make sure the people understood this.

The people of Israel listened to Moses and said, "We will do everything you say. We will learn God's laws and obey them. We will tell our kings to write them down and obey them, too," they promised.

But DID the people of Israel keep their promise? DID they learn God's Word and obey it? DID they have their kings write it down and obey it, too?

*What do you think?*

Well, sometimes they did; but many times, they didn't. They acted as if it didn't matter if they or their kings learned and obeyed God's Word.

But it DID matter, as the people of Israel found out over and over. For whenever they learned and obeyed God's Word, they grew closer to the LORD. They worshipped Him and lived for Him. And the LORD blessed them with good things, their whole lives.

The LORD also used His Word to make their kings good kings. When they copied it down as the LORD told them to, He taught them His good ways and helped them live them out. They took good care of the people, and the LORD protected their land from all their enemies. Life was so good when the people and their kings learned and obeyed God's Word! The LORD blessed them in so many ways!

*Story with lines separating paragraphs (text in bold, optional interaction cues in italics)*

**But how very different life was when the people and their kings STOPPED learning God's Word and obeying it. The people did not grow closer to Him. They stopped obeying God's good laws, too. They hurt each other and broke their promises to the LORD.**

**The kings stopped copying down God's Word and reading it. Without the LORD and His Word, they stopped being good kings. No longer did they take good care of the people. No longer did their enemies stay away. What sad times came upon them, just as the LORD said would happen!**

**Some of these kings even brought in the fake gods of their enemies and worshipped them instead. They ordered the people to worship these fake gods and give their worship gifts to them. They let the Temple fall apart. They didn't care about the LORD.**

---

**And what happened to God's Word when the kings and the people turned away from the LORD and His good ways?**

*Can you guess?*

**They got rid of it! They threw it away like useless trash, instead of treating it like the treasure it was. Oh, what terrible things the people and their kings had done! And oh, what terrible punishment they deserved for breaking their promises to God!**

**This is how things were when Josiah became king. Josiah's father, Amon, had been one of the bad kings. He worshipped fake gods, and gave his worship gifts to them, instead of the LORD. He ordered the people to worship these fake gods, too. He forgot about God's Word and let it be lost. What a terrible king he was!**

---

**But Josiah was very different from his father. While he was still just a little boy, he began to seek after the LORD. He turned away from those fake gods and turned to the LORD. And when he became king, he led the people in turning back to the LORD, too. "Get rid of these fake gods," Josiah commanded his workers. "Worship the LORD," Josiah told the people. "Give your worship gifts to Him, the one true God," Josiah said.**

**To the Temple, went the king's workers. Out went all the fake gods. "Smash, crash, crumble," the workers broke them into pieces and ground them into powder. No one would worship them again!**

---

**Then, "Bang, whack, thump," up went new wood and new stone as they fixed up the broken places in the Temple. The beautiful, golden things used to worship the LORD were brought out again. They were cleaned up and made ready. The tables, the plates, the candlesticks, the altar, the wash basin... everything! The workers worked and worked. What a lot there was to clean up and fix!**

---

**And as they worked, they found a book, forgotten and hidden away.**

*Can you guess what book they found?*

**It was God's Word, the Bible!**

*Story with lines separating paragraphs (text in bold, optional interaction cues in italics)*

**Hilkiah, the Temple leader, brought God's Word to Shaphan, King Josiah's helper. "I have found God's Word in the Temple. Take it."**

**Shaphan took it and read it. Then, HE took it to King Josiah and read it to HIM. King Josiah listened to every word. For the first time, Josiah heard how LORD created the world. He heard how the LORD had rescued the people from Pharaoh in Egypt and given them His good laws at Mt. Sinai. He heard about the big, covenant promises He made with the people of Israel to always be their God. What wonderful stories these were! This book had been hidden away and forgotten. It had been treated like trash. But Josiah could see that this book was a treasure, more precious than gold. How happy he was to hear God's Word!**

**As King Josiah kept listening, his happiness turned to worry. Yes, the LORD had made big, covenant promises with the people of Israel to be their God; but, THEY had made promises with the LORD, too. They had promised to worship Him and obey His good laws, but they had NOT done that. Nor had they learned God's Word or obeyed it as they had promised. The kings had NOT written God's Word and learned it either. No! They had all forgotten the LORD and broken His good laws. Now, they all deserved the LORD's punishment. Uh, oh!**

**King Josiah was so upset that he stood up and tore his clothes. (That's what they used to do long ago when they were very, very upset—but we shouldn't do it!) "Oh, no! What should we do?" said King Josiah. "We deserve God's terrible punishment for breaking our promises to Him!" he exclaimed.**

**The LORD gave Josiah His answer through the prophetess Huldah. "Yes, you deserve My punishment for breaking your promise to keep My laws, but I am a God of mercy," the LORD said. "Since you want to learn my Word and obey it, I will not punish the people as they deserve. And when I do finally punish them, I will use that punishment to bring them back to love and obey Me," He promised.**

**King Josiah was so happy! He would learn God's Word and obey it. He would teach the people of Israel to obey it, too. He was so glad that the LORD would keep them as His people!**

**So at last, when the Temple was all repaired, King Josiah gathered all the people together in front of it. Then he, himself, read out loud to them. Can you guess what he read?**

*Can you guess?*

**He read God's Word to them. Every single word of it!**

**As the people heard God's Word, God worked in their hearts. He helped them be sorry for their sins. He helped them turn back to Him and His good laws.**

**Then all together, King Josiah and the people prayed to the LORD, "We promise to worship You. We promise to learn Your Word and obey it." And so they did, all the days that Josiah was their king.**

**Cracking the Case:** (story wrap-up for Listening Assignments)

It's time to see how we did with our Listening Assignment.

**Detective Dan's Lesson 1 Listening Assignment:****1. What was the treasure? And why was it hidden?**

It was a book: the Bible, God's Word. It was hidden because King Amon and the people didn't care about it. They put it in a room and forgot about it until it was lost.

**2. Who found it and what did they do with it?** King Josiah's workers found it. They gave it to the king to read. He asked God for forgiveness and helped the people obey it again.

**For You and Me:**

God's Word is filled with good things for God's people, who lived long ago. But it is filled with good things for us, too. God's Word can teach us. From it, we can learn about God and how He wants us to live. He can use it to help us turn away from our sins and put our trust in Jesus as our Savior. It can be a great treasure that God uses to bless us every day of our lives.

**Detective Dan's Lesson 2 Listening Assignment:****Our Bible Verse is Psalm 119:11,15,16 ESV:**

"I have stored up your word in my heart, that I might not sin against you. I will meditate on your precepts and fix my eyes on your ways. I will delight in your statutes; I will not forget your word."

**1. Who was supposed to hide God's Word in their hearts by writing down their very own copy of it?**

**Why?** The kings so they would know God's Word and lead the people in loving and obeying God.

**2. What happened when they did this? What happened when they did not?** God helped them to love Him. He helped them obey it. He blessed the people. But, when they didn't, they turned away from loving God and obeying His Word. The people suffered.

**For You and Me:**

God didn't just want people long ago to know His Word and obey it from their hearts. He wants us to, also. God loves to work in our hearts as we learn His Word. He loves to use it to help us turn away from our sins and trust in Jesus as our Savior. He loves to use it to help us know Him and to live for Him. Ask Him to use His Word to work in your heart! He loves to answer this prayer.

**Detective Dan's Lesson 3 Listening Assignment:**

Our six clues were: a bee, a scroll, a fake god, a cake, King Amon, and a big, covenant promise.

**1. Which four belong in our story?** The scroll, the fake god, King Amon, and the big covenant promise belong.

**2. Who asked God to forgive them for hiding away God's word? Did God forgive them?** King Josiah and the people asked for God's forgiveness. God was merciful and forgave them. He promised to only discipline them to help bring them back to live like His people again.

**For You and Me:**

Like the people of Israel, we, too, forget God's Word. We choose to disobey it. We choose to do things our own way. But, we, too, can come to God and ask for His forgiveness. We can ask Him to use His Word to work in our hearts and help us trust in Jesus as our Savior. We can ask Him to help us to love His Word and obey it. God loves to answer these prayers! Ask Him to help you!

The Bible can teach us these things, too. We, too, can become God's people when we turn away from disobeying God and trust Jesus as our Savior. We can learn from it how to love God and live to please Him more and more with the help of His powerful Holy Spirit.

**The Gospel** (story wrap-up if NOT using Listening Assignments)**Our Bible Truth is:****How Should God's People Live?****They Should Live Like Jesus...****By Learning God's Word and Obeying It!**

How should God's people live each day? They should live like Jesus... by learning God's Word and obeying it! God's people love the Bible! The Bible is how they learned they were sinners who deserved God's punishment. The Bible is how they learned about God's great mercy in sending Jesus to be our Savior. And through the Bible, they know God will teach them more and more about how to love Him and how to live to please Him.

The Bible can teach us these things, too. We, too, can become God's people when we turn away from disobeying God and trust Jesus as our Savior. We can learn from it how to love God and live to please Him more and more with the help of His powerful Holy Spirit.

*Close in prayer.*



**Closing ACTS Prayer**

- A** God, we praise You for being the Giver of Your Word, the Bible. You are amazing!
- C** God, please forgive us for not loving Your Word as we should. Too many times we choose to not read Your Word but do other things instead. Too many times, even when we do read Your Word, we forget it and do not obey it. We need a Savior!
- T** Thank You, God, for telling us so much about Yourself and Your great plans through the Bible. Thank You for telling us about Jesus and how we can be saved when we read it. Thank You for showing us how to live and promising to help us through Your powerful Word.
- S** God, please work in our hearts. Help us turn away from our sins and trust in Jesus as our Savior. Help us to love Your Word, the Bible. Send Your Holy Spirit to help us understand it and obey it. Help us to live like You want us to live. In Jesus' name we pray, Amen.

***Go to Lesson Plan, p.9 for the script to the rest of the lesson.***

# Deep Down Discussion Sheet

use with all THREE lessons

Use with all response activities for deeper learning



P.1

Questions to aid discussion of the key concepts and for use in games

Be familiar with these questions and answers. Look for opportunities to ask questions and discuss their answers, such as while the children work on their coloring pages, as part of their response games, or during play time. Remember: your goal isn't to ask all these questions or only talk to the children about these things. It is to be deliberate in having good conversations with them, however much or little you have.

<p><b>BIG QUESTION</b></p> <p><b>Meaning</b></p> <p><b>Discussion Questions</b></p>	<p>How Should God's People Live? They Should Live Like Jesus!</p> <p>We become God's people when we turn away from our sins and trust in Jesus as our Savior. When we do, God forgives our sins, and we begin a whole new way of life. God's people no longer live life just to please themselves. They want to honor God with their whole lives, like Jesus did. They seek to love God most of all and love all people, too.</p> <p><i>choose a few</i></p> <ol style="list-style-type: none"> <li>1. How should God's people live each day? <i>They should live like Jesus!</i></li> <li>2. Who did Jesus always love? <i>God.</i></li> <li>3. Who did Jesus always please in everything He felt, thought, said, and did? <i>God.</i></li> <li>4. Are God's people perfect like Jesus? <i>No, they are not.</i></li> <li>5. Who do God's people try to live like? <i>Jesus.</i></li> <li>6. How do God's people try to live like Jesus? <i>They try to love God and please Him in everything they feel, think, say, and do.</i></li> <li>7. How can we become God's people? <i>By turning away from our sins and trusting in Jesus as our Savior.</i></li> </ol> <p>They Should Live Like Jesus...By Learning God's Word and Obeying It!</p>
<p><b>BIBLE TRUTH</b></p> <p><b>Meaning</b></p> <p><b>Discussion Questions</b></p>	<p>God knows everything. He knows everything about the world. He knows everything that has happened and everything that will happen. He knows everything about us, too. He knows everything we do and say. He even knows everything we are thinking in our hearts. There is nothing about us that is hidden from God, good or bad. Yes, God knows every one of our sins! He knows we deserve His punishment and He has provided us with a Savior—Jesus! When we tell God our sins and turn to live for Him and trust in Jesus as our Savior, He will forgive us and make us His dearly loved people. Then we can know and love God in the wonderful special closeness that He made us to enjoy with Him.</p> <p><i>choose a few</i></p> <ol style="list-style-type: none"> <li>1. What does God know? <i>Everything.</i></li> <li>2. What does God know about the world? <i>Everything that has happened and will happen. Everything that is happening right now.</i></li> <li>3. What does God know about us? <i>Everything we do and say. Everything we are thinking in our hearts.</i></li> <li>4. Can we hide anything good or bad that we've done from God? <i>No.</i></li> <li>5. Does God know all of our sins? <i>Yes.</i></li> <li>6. Why did God send Jesus? <i>To save all who turn away from their sins and trust in Jesus as their Savior. He came to make us God's people!</i></li> <li>7. What will God do when we trust in Jesus as our Savior? <i>Forgive us for all our sins and makes us His people.</i></li> <li>8. What does God want us for us? <i>For us to know and love Him in the wonderful, special closeness that He made us to enjoy.</i></li> </ol>

**Deep Down Discussion Sheet**

use with all THREE lessons

**P.2**

Questions to aid discussion of the key concepts and for use in games

<p><b>THE GOSPEL</b></p>	<p>What is God’s good news for you and me? <i>The gospel! The Bible tells us the good news of the gospel. That even though we have all disobeyed God and deserve His punishment, that He sent Jesus to be our Savior. Jesus lived a perfect life and offered it up as He died on the cross as the full payment for the sins of God’s people. On the third day, Jesus rose from the dead, proving He had really beaten sin and death for God’s people. Now, all who turn away from their sins and trust in Jesus as their Savior are forgiven and become God’s people. We can become God’s people, too, if we turn away from our sins and trust in Jesus as our Savior. Ask Him to help you. He loves to do this!</i></p>
<p><b>BIBLE TRUTH BIBLE VERSE</b></p> <p><b>Meaning</b></p> <p><b>Discussion Questions</b></p> <p><i>choose a few</i></p>	<p>“I have stored up your word in my heart, that I might not sin against you. I will meditate on your precepts and fix my eyes on your ways. I will delight in your statutes; I will not forget your word.” -- Psalm 119:11,15,16 ESV</p> <p><b>Learn a Little:</b> “I have stored up your word in my heart, that I might not sin against you.</p> <p>God’s people delight in God’s Word, the Bible. It is full of God’s precepts and decrees (His good laws). It tells of His ways (what God is like). They meditate on God’s Word (think about what it means); and, even hide it in their hearts (memorize it) so that they might not sin against God. They know that God’s Word is not just true. It is also powerful to change them to be more like Jesus. They don’t want to neglect it, because they want to know God and please Him more than anything else in life. God can help us delight in His Word, too.</p> <ol style="list-style-type: none"> <li>1. Who delights in God’s Word and wants to learn it? <i>God’s people do.</i></li> <li>2. What does it mean to hide God’s Word in our hearts? <i>It means to memorize it so that we know it without someone having to read it or tell it to us.</i></li> <li>3. Why do God’s people want to meditate (think about) God’s Word? <i>So they can understand it and obey it.</i></li> <li>4. What is God’s Word powerful to do? <i>To change us.</i></li> <li>5. Why do God’s people want to never neglect (stop reading and learning) God’s Word? <i>Because they want to know God and please Him more than anything else.</i></li> <li>6. How can we become God’s people? <i>By turning away from our sins and trusting in Jesus as our Savior.</i></li> <li>7. Who promises to help us understand God’s Word? <i>God does. Ask Him to help you! He loves to answer this prayer!</i></li> </ol>
<p><b>BIBLE STORY</b></p> <p><b>Discussion Questions</b></p> <p><i>choose a few</i></p>	<p><b>The Case of the Lost Treasure</b></p> <ol style="list-style-type: none"> <li>1. What did Moses tell the people of Israel to do? <i>To learn God’s laws and obey them. To have their kings write them down and know them, too.</i></li> <li>2. What would happen if the people of Israel did these things? <i>God would help them to obey them and love God. Their kings would be good kings. God would protect them from their enemies.</i></li> <li>3. Did the people of Israel do the things Moses told them to do? <i>Sometimes yes, but many times no.</i></li> <li>4. Did the kings do what Moses told them to do? <i>Sometimes, yes. Mostly, no.</i></li> <li>5. What kind of bad things did the kings do? <i>They worshipped fake gods instead of the LORD. They even lost God’s Word, the Bible.</i></li> <li>6. What was Josiah like? <i>He was a good king. He wanted to love and obey the LORD. He helped the people turn back and worship Him, too.</i></li> <li>7. What did Josiah do when the Bible was found? <i>He listened to it read. Then, he cried out to God to forgive them for not obeying it. He gathered the people together to hear it. They all promised to obey God’s Word, too.</i></li> <li>8. How can we be like Josiah, wanting to love God and obey His Word? <i>We can ask God to help us turn away from our sins and trust in Jesus as our Savior. We can ask Him to work in our hearts by His Holy Spirit, helping us to love God and obey His Word.</i></li> </ol>