

DEEP DOWN DETECTIVES

**Curriculum Resources
for Unit 12, Bible Truth 3:**



How Should God's People Live?

They Should Live Like Jesus...

**By Loving Other People
As God Has Loved Them!**

Session Prep (especially good for newbies!)

Pray!



Pray for the Holy Spirit to be at work in your and the children's hearts.

Review



If new to the curriculum, look at the **Getting Started with Deep Down Detectives section of the Core Curriculum book.** (p.5) It will be especially helpful to read through the Deep Down Detectives section of **The Praise Factory Tour: Extended Version Book.** This is a visual way to understand what goes on in the classroom. (A pdf of the book is found in the samples section on the website.)

Look through and Learn the Lesson



Read over **lesson plan.** Practice any **songs or action rhymes** you are using. Choose/make up motions to go with these. Choose less with younger children and more with older preschoolers. **Practice the lesson with the visual aids** and using the Big Question Box/Briefcase.

Read and Rehearse the Bible Story with Pictures



Read the Bible story from the Bible. Read the curriculum version. Practice telling it with the storyboard pictures. (If you have not previously laminated the story pictures, do that now.) Or, rehearse it from the Simple Story Scenes, if you are using those.

Let There Be Music



Download the music and listen to the songs. Choose which of the songs you will use with the children. If using live musicians, make sure they have the sheet music (Appendix A, Core Curriculum book).

Put the Props in Place



1. Prepare your Visual Aids. Put the Big Question, Unit Bible Truths, Bible Truth, Bible Verse, and Listening Assignment signs, as well as the Bible Story script in one side of the Bible folder.
2. Get out your storyboard. If using Simple Story Scenes, put these in your Bible Folder. Or, if using the individual storyboard figures, put all background pictures in place (they have a BG by the number). Put the rest of the storyboard pictures (these have a SB by the number) in order of use in the other side of the Bible folder.
3. Put the DDD Bible Folder as well as the Big Question sign in the Big Question Box/Briefcase and shut it. If your box/briefcase has locks and you want to use the unlocking the box as part of your session, lock it now....but make sure you have the key or know the code first.
4. Prepare the music CD or sheet music or mp3 device for use in your session.

Set Out Free Play Activities



Choose and set up free time activities you will use with the children. Choose a variety of different activities that will be enjoyed by different types of children. Rotate the activities you provide to keep them interesting and fresh to your children. (Suggestions in Appendix D, Core Curriculum books.)

Prepare Any Activities



Choose which (if any) of the Bible Truth games and crafts activities you want to use in the session. Bear in mind your time frame as well as the developmental abilities and attention span of your children as you decide which/how many to prepare. **Look over the Discussion Sheet** and choose a few questions you might use to spark discussion with the children as they do their activities (especially good for ages 3's+). Pray for God to give you opportunities to talk about these things with the children.

Let Them Take It with Them



Make copies of the craft/take home sheets, if you are not already using them as one of your activities. You may also want to make copies of the story (see take-home version of each story included in Appendix C with the other take home resources) to have for parents to use with their children at home. There's a link on each craft/take home sheet to the story, if you don't make hard copies.

Store It



After your session is over, collect the resources and store them for future use. This curriculum can be used over and over for years to come.

Unit 12: God's People Live for Him

UNIT OVERVIEW

We become God's people when we turn away from our sins and trust in Jesus as our Savior. When we do, God forgives our sins, and we begin a whole new way of life. God's people no longer live life just to please themselves. They want to honor God with their whole lives, like Jesus did. They seek to love God most of all and love all people, too.

In this unit we will learn eight ways that God's people live for Him.

UNIT BIBLE VERSE: Ephesians 5:1-2

"Be imitators of God, as beloved children. And walk in love, as Christ loved us and gave himself up for us."

BIG QUESTION UNDER INVESTIGATION: How Should God's People Live?

ANSWER: They Should Live Like Jesus!

OPTIONAL Big Question 12 INTRODUCTION LESSON (Use Hide 'n' Seek Kids Unit 12 Material)

Story: The Case of the Runaway Who Came Back *Philemon*

Bible Verse: Ephesians 5:1-2

BIBLE TRUTH 1: By Asking God for His Help (3 Lessons Available)

Story: The Case of the Hardest Thing *Matthew 26-28; Mark 14-16; Luke 22-24; John 18-21*

Bible Verse: Hebrews 4:16

BIBLE TRUTH 2: By Loving God Most of All (3 Lessons Available)

Story: The Case of the Man Who Left His Money *Matthew 9; Mark 2; Luke 5*

Bible Verse: Deuteronomy 6:4-5

➔ BIBLE TRUTH 3: By Loving Other People as God Has Loved Them

(3 Lessons Available)

Story: The Case of the Man Who Kept on Loving *Acts 6-7*

Luke 3:15-18, 21-23; John 1:19-34

Bible Verse: 1 Corinthians 13:4-8

BIBLE TRUTH 4: By Trusting God and Being Happy with What He Wants (3 Lessons Available)

Story: The Case of the Faith that Faced Fire *Daniel 1-3*

Bible Verse: Proverbs 3:5-6

BIBLE TRUTH 5: By Learning God's Word and Obeying It (3 Lessons Available)

Story: The Case of the Lost Treasure *2 Kings 22; 23:1-20, 24; 2 Chronicles 34:8-33*

Bible Verse: Psalm 119:11,15-16

BIBLE TRUTH 6: By Saying "No" to Disobeying God (3 Lessons Available)

Story: The Case of the Escape that Waited *1 Samuel 17:19,23-24,27,31; 2 Samuel 5-6*

Bible Verse: 1 Corinthians 10:13

BIBLE TRUTH 7: By Telling the Good News of Jesus (3 Lessons Available)

Story: The Case of the Beautiful, Busy Feet *Acts*

Bible Verse: Romans 10:13-15

BIBLE TRUTH 8: By Making Much of God (3 Lessons Available)

Story: The Case of the Boastful Man

Acts 7-9,22; Romans; 1 & 2 Corinthians; Ephesians; Philippians

Bible Verse: Psalm 66:1-3,5,16

Deep Down Detectives ESV Songs 12 Track Numbers

This is a listing of all songs mentioned in the unit curriculum. You may or may not choose to use all of the songs. They are listed in easy-reference order--NOT in the order used in the curriculum. You may choose to simply burn a CD/load them onto an mp3 device in this order. Or, you may want to do what we do: choose the songs we want to use and create a play list of them in that order. Then, we burn a CD/upload the play list onto an mp3 device. A teacher only has to click forward to the next song, instead of hunting for the right track. The track number have been included as part of the title of each song, teachers will still have a reference to the track number listed in the curriculum (same as those listed below), even if you change the order on your customized play list.

SONGS USED EVERY UNIT OF THE CURRICULUM

- 1 The Classroom Song v.1
- 2 The Classroom Song v.2
- 3 The Classroom Song v.3
- 4 The Classroom Song v.4
- 5 Deep Down Detectives Theme Song
- 6 The Classroom Rules Song
- 7 Let's Pray Song
- 8 The Big Question Box Song
- 9 The Bible Chant Song
- 10 ACTS Prayer Song (Short Version)
- 11 ACTS Prayer Song (Full Version)

listen to or download songs for free at <https://praisefactory.org:Deep Down Detectives Music page>

Why the Extra Songs?

Deep Down Detectives is a curriculum used by a wide age-span of kids. Sometimes one of the other songs is a better fit for your kids. Or, you may simply want to teach them more songs on the same Bible Truth. Use as many or as few as you want.

UNIT 12: GOD'S PEOPLE LIVE FOR HIM

- 12 Big Q & A 12 Song
- 13 Big Question 12 Song: How Should God's People Live Each Day?
- 14 Big Question 12 Bible Verse Song: Walk in Love Ephesians 5:1-2, ESV
- 15 Extra Big Question 12 Bible Verse Song: Let Everyone Who Names the Name 2 Timothy 2:19,22, ESV
- 16 Big Question 12 Hymn: Trust and Obey, v.1
- 17 Big Question 12 Praise Song: I Have Decided to Follow Jesus

How Should God's People Live? They Should Live Like Jesus...

Bible Truth 1: By Asking God for His Help

- 18 Bible Verse: Let Us with Confidence Hebrews 4:16, ESV
- 19 Extra Bible Verse: Let Us Then Draw Near Hebrews 4:16, ESV (other version)
- 20 Extra Bible Verse: Help Us, O God of Our Salvation Psalm 79:9, ESV
- 21 Extra Bible Verse: We All With Unveiled Face 2 Corinthians 3:18, ESV

Bible Truth 2: By Loving Him Most of All

- 22 Bible Verse: Hear, O Hear Deuteronomy 6:4-5, ESV
- 23 Extra Bible Verse: Your Steadfast Love Is Better than Life Psalm 63:3-4, ESV

Bible Truth 3: By Loving Other People as God Has Loved Them

- 24 Bible Verse: Love 1 Corinthians 13:4-8, ESV
- 25 Extra Bible Verse: Love Is Patient 1 Corinthians 13:4-8, ESV

Bible Truth 4: By Trusting God and Being Happy With What He Wants

- 26 Bible Verse: Trust Proverbs 3:5-6, ESV
- 27 Extra Bible Verse: Trust in the LORD Proverbs 3:5-6, ESV (other version)
- 28 Extra Bible Verse: May the God of Hope Romans 15:13, NIV 1984
- 29 Extra Bible Verse: Let the Morning Bring Me Psalm 143:5,8, NIV 1984
- 30 Extra Bible Verse: For a Little While 1 Peter 1:6-7, NIV 1984
- 31 Extra Bible Verse: If God Is for Us Romans 8:31,32,35,37-39, ESV
- 32 Extra Bible Verse: Many Walk as Enemies Philippians 3:18,19,20, ESV
- 33 Extra Bible Verse: You Were Publicly Exposed Hebrews 10:32-36, ESV

Bible Truth 5: By Learning God's Word and Obeying It

- 34 Bible Verse: I Have Stored Up Your Word Psalm 119:11,15-16, ESV
- 35 Extra Bible Verse: If Anyone Loves Me John 14:23, ESV
- 36 Extra Bible Verse: Jesus Answered John 14:23-24, ESV (other version)
- 37 Extra Bible Verse: For We Are God's Workmanship Ephesians 2:10; 6:7-8, NIV 1984

Bible Truth 6: By Saying "No" to Disobeying God

- 38 Bible Verse: No Temptation 1 Corinthians 10:13, ESV
- 39 Extra Bible Verse: No Temptation Has Overtaken You 1 Corinthians 10:13, ESV (other version)
- 40 Extra Bible Verse: Count It All Joy James 1:2-4, ESV

Bible Truth 7: By Telling the Good News of Jesus

- 41 Bible Verse: How Beautiful Romans 10:13-15, ESV
- 42 Extra Bible Verse: Be My Witnesses Acts 1:8, ESV

Bible Truth 8: By Making Much of God

- 43 Bible Verse: Shout with Joy to God Psalm 66:1-3,5,9,16, ESV
- 44 Extra Bible Verse: As Each Has Received a Gift 1 Peter 4:10-11, ESV
- 45 Extra Bible Verse: Gift, Gift, Gift 1 Peter 4:10-11, ESV (other version)
- 46 Extra Bible Verse: I Will Bless the Lord at All Times Psalm 34:1,3,8,10, ESV

Big Question 12, Bible Truth 3 Overview: Key Concepts

p.1

Unit 12: God's People Live for Him

Unit Big Question (and Answer): How Should God's People Live? They Should Live Like Jesus!

Unit Bible Verse: "Be imitators of God, as beloved children. And walk in love, as Christ loved us and gave himself up for us." --Ephesians 5:1-2, ESV

Bible Truth 3 Concept: They Should Live Like Jesus... By Loving Other People as God Has Loved Them

Jesus always loved people with God's love. He loved them in everything He said and did. Jesus even loved His enemies and did good to them, though they were so mean to Him.

Most of all, Jesus loved people by being our Savior. On the cross, Jesus took God's punishment for the sins of God's people --all who turn away from their sins and trust in Him as their Savior. Why? So that they could know God in their hearts, now. And, so they could go live with God forever when they die. There is no one who has ever loved us more than Jesus!

Jesus wants God's people to love other people with God's love, too. He wants them to love others in everything they say and do. He wants them to tell others how they can be saved and become God's people, too. He even wants them to love their enemies and do them good.

God's people need help to live like this. God promises to help them love others, by His Holy Spirit living in their hearts. We can become God's people when we turn away from our sins and trust in Jesus as our Savior. Then, the Holy Spirit will live inside of us and help us to love others with God's love, too.

Bible Truth 3 Bible Verse: 1 Corinthians 13:4-8, ESV

"Love is patient and kind; love does not envy or boast; it is not arrogant or rude. It does not insist on its own way; it is not irritable or resentful; it does not rejoice at wrongdoing, but rejoices with the truth. Love bears all things, believes all things, hopes all things, endures all things. Love never ends."

Learn a Little: "Love is patient, love is kind."

Meaning:

These verses tell us how God wants His people to love others. This is how He has treated them through Jesus. He wants them to be like Him and love others this way, too. God's Holy Spirit helps His people love in these ways. He helps them love even when it is very hard. God's Holy Spirit can help us love this way, too, when we turn away from our sins and trust in Jesus as our Savior. This is how we become God's people.

Bible Truth 3 ACTS Prayer

- A** God, we praise You for being the God who loves and is able to help us love.
- C** God, please forgive us for not loving others as You want us to. Many times, we choose to love ourselves more than others. We need a Savior!
- T** Thank You, God, for sending Your Son to be our Savior. He loved us in everything He said and did. Thank You for Your Holy Spirit who can help us love others the way You want us to.
- S** God, please work in our hearts. Help us turn away from our sins and trust in Jesus as our Savior. Fill us with Your Holy Spirit. Help us to love You and others as Jesus did. Help us to even love our enemies.

In Jesus' name we pray, Amen.

Big Question 12, Bible Truth 3 Overview: Key Concepts

p.2

Bible Truth 3 Story

The Case of the Man Who Kept on Loving

Acts 6-7

Songs Used in Bible Truth 3

Big Q & A 12 Song

Big Question 12 Song: How Should God's People Live?

Big Question 12 Bible Verse Song: Walk in Love Ephesians 5:1-2, ESV

Extra Big Question 12 Bible Verse Song: Let Everyone Who Names the Name 2 Timothy 2:19,22, ESV

Big Question 12 Hymn: Trust and Obey, v.1


Big Question 12 Praise Song: I Have Decided to Follow Jesus



Bible Truth 3 Bible Verse Song: Love 1 Corinthians 13:4-8, ESV

Extra Bible Truth 3 Bible Verse Song: Love Is Patient 1 Corinthians 13:4-8, ESV

listen to or download songs for free at <https://praisefactory.org>: Deep Down Detectives Music page

1. GETTING STARTED

 = follow the stars for a short & simple lesson plan

<p>Intake Activity Ideas</p>	<p>Choose one of these open-ended activities to include children as they join the class:</p>
<p>Free Play Time <i>suggestions in Appendix D</i></p>	<p> Offer your own or some of the easy-to-make, free play activities suggested in Appendix D.</p>
<p>OR Sing-along Music Time <i>lyrics and sheet music, Appendix A</i> <i>listen to or download songs for free at https://praisefactory.org/Deep Down Detectives Music page</i></p>	<p>Music from Deep Down Detectives (DDD) ESV Songs 12: Big Q & A 12 Song <i>DDD ESV Songs 12, track 12</i> Big Question 12 Song <i>DDD ESV Songs 12, track 13</i> Big Question 12 (Unit) Bible Verse Song: Walk in Love Ephesians 5:1-2, ESV <i>DDD ESV Songs 12, track 14</i> Extra Big Question 12 (Unit) Bible Verse Song: Let Everyone Who Names the Name 2 Timothy 2:19,22, ESV <i>DDD ESV Songs 12, track 15</i> Big Question 12 Hymn: Trust and Obey, v.1 <i>DDD ESV Songs 12, track 16</i> Big Question 12 Praise Song: I Have Decided to Follow Jesus <i>DDD ESV Songs 12, track 17</i> Bible Truth 3 Bible Verse Song: Love 1 Corinthians 13:4-8, ESV <i>DDD ESV Songs 12, track 24</i> Bible Truth 3 Extra Bible Verse Song: Love Is Patient 1 Corinthians 13:4-8, ESV <i>DDD ESV Songs 12, track 26</i></p> <p><i>Add more fun to Sing-along Music Time by adding a Music, Movement & Memory Activity. These activities are listed on p.10 of this lesson plan with the Response Activities. Instructions found in Appendix B.</i></p>
<p>OR Bible Verse Memory Game <i>instructions found in Appendix B</i></p>	<p>Lesson 1 Game: Lily Pad Jump Lesson 2 Game: Loud and Soft, Big and Little Lesson 3 Game: Freeze 'n' Say</p> <p><i>These activities are also included on p.10 of this lesson plan with the Response Activities.</i></p>
<p>2. OPENING CIRCLE TIME (<i>introduce the Bible Truth and tell the related Bible story</i>)</p>	
<p>Gathering the Children <i>lyrics and sheet music, Appendix A</i></p>	<p><i>Sing verse 1 of The Classroom Song to gather the children for Circle Time.</i></p> <p>The Classroom Song, verse 1 <i>DDD ESV Songs 12, track 1</i> Let's gather together to worship God, Let's gather together to worship God, Let's gather together to worship God, Come gather here with me!</p>
<p>Welcome to Deep Down Detectives</p>	<p> "Welcome to Deep Down Detectives. We're so glad you've joined us! Detectives are people who look for answers to questions. In Deep Down Detectives, we look for answers to big questions about God. We dig deep down in the truths of God's Word to find them."</p>

2. OPENING CIRCLE TIME, continued



= follow the stars for a short & simple lesson plan

<p>Deep Down Detectives Theme Song</p> <p><i>Lyrics and sheet music, Appendix A</i></p>	<p>"Let's sing our Deep Down Detectives Theme Song."</p> <p>★ Deep Down Detectives Theme Song <i>DDD ESV Songs 12, track 5</i></p> <p>We're Deep Down Detectives, diggin' deep in God's Word, For truths about God and His plans for this world, We're seeking to love Him, with all of our heart, We're Deep Down Detectives! Come on! Let's start!</p>
<p>Classroom Rules Song</p> <p><i>Lyrics and sheet music, Appendix A</i></p>	<p>There are two very important things that Deep Down Detectives do together: we worship God and we love one another. Our Classroom Rules Song reminds us how we should act. Let's sing it."</p> <p>Classroom Rules Song <i>DDD ESV Songs 12, track 6</i></p> <p>Shh, be quiet while someone is talking, Raise your hand, if you have something to say, Don't touch your friend, sitting beside you, Obey your teachers, Be kind as you play. These are our classroom rules, These are our classroom rules, They help us worship God and love one another, These are our classroom rules.</p>
<p>Opening Prayer Time</p> <p><i>Lyrics and sheet music, Appendix A</i></p>	<p>"Children, we need God's help to keep these rules. Let's ask Him to help us right now. Let's get ready and pray."</p> <p>Let's Pray <i>DDD ESV Songs 12, track 7</i></p> <p>1-2-3! Fold your hands, Bow your head, Close your eyes. Let's pray! (<i>repeat</i>)</p> <p>"Let's pray:"</p> <p>★ Opening Prayer</p> <p>Dear Lord, We're so glad to get to gather together to worship You! Please help us keep the classroom rules. Please help us to love You and learn about You today. In Jesus' name we pray. Amen.</p>

2. OPENING CIRCLE TIME, continued

★ = follow the stars for a short & simple lesson plan

Reveal the Big Question
Introduce the Big Question Box/Briefcase

lyrics and sheet music, Appendix A

“Detectives INVESTIGATE things. That means they ask questions and look for answers. Deep Down Detectives investigate big questions about God. The Big Question we are investigating today is right inside our Big Question Box/Briefcase.

The Big Question Box Song

DDD ESV Songs 12, track 8

We’ve got a big box,
All closed up and locked,
Filled with the truths of God’s Word.

We’ve got a brief case,
There’s no time to waste,
Come on, kids, let’s open it up!

The Big Question under Investigation

VISUAL AID



of BQB

Big Question & Answer Sign, front side

**found in the DDD Unit 12 Visual Aids, ESV Book*

Ok, who would like to open for me and pull out the Big Question?”

Choose a child to open the box/briefcase, take out the Big Question and hand it to you, then hold up the Big Question sign for all the children to see, and say:

★ The Big Question we are investigating today is Big Question Number 12:

How Should God’s People Live?

and the Answer is:

They Should Live Like Jesus!

Big Question Meaning

★ We become God’s people when we turn away from our sins and trust in Jesus as our Savior. When we do, God forgives our sins, and we begin a whole new way of life. God’s people no longer live life just to please themselves. They want to honor God with their whole lives, like Jesus did. They seek to love God most of all and love all people, too.

Big Question Songs

★ “Let’s sing our Big Question Song:

Big Q & A 12 Song

lyrics and sheet music, Appendix A

Big Q & A 12 Song

DDD ESV Songs 12, track 12

(adapted version of “Twinkle, Twinkle, Little Star”)

How should God’s people live each day?
They should live like Jesus!
How should God’s people live each day?
How should God’s people live each day?
How should God’s people live each day?
They should live like Jesus!

2. OPENING CIRCLE TIME, continued



= follow the stars for a short & simple lesson plan

<p>Learning about the Big Question (use one or both)</p> <p>★</p>	<p>Repeat the Big Question and Answer again: "How Should God's People Live? They Should Live Like Jesus!"</p> <p>Say: "Hmmm, I wonder what that means... Let's do our action rhyme/sing our song that explains it."</p> <p>Then do the action rhyme or sing the song using any of the optional motions suggested, if desired.</p>	
<p>Big Question Action Rhyme</p>	<p>Big Question 12 Action Rhyme</p> <p>Jesus loved God, I should, too! Jesus loved others, I should, too! Jesus prayed to God, I should, too! Jesus obeyed God, I should, too!</p> <p>God wants me to live like Jesus, In everything I think and say and do!</p>	<p>(POSSIBLE ACTIONS)</p> <p><i>Point up to God in heaven</i> <i>Point to self</i> <i>Point out to others</i> <i>Point to self</i> <i>Make prayer hands</i> <i>Point to self</i> <i>Point up to God in heaven</i> <i>Point to self</i></p> <p><i>Point up to God in heaven</i> <i>Touch head, mouth and walk in place</i></p>
<p>Big Question (Action Rhyme) Song</p> <p>★</p> <p><i>lyrics and sheet music, Appendix A</i></p>	<p>Big Question 12 (Action Rhyme) Song</p> <p style="text-align: right;"><i>DDD ESV Songs 12, track 13</i></p> <p>(POSSIBLE ACTIONS)</p> <p><i>Refrain:</i> How should God's people live? How should God's people live? How should God's people live? They should live like Jesus!</p> <p><i>Point up to God in heaven</i></p> <p>Verse 1 Jesus loved God most of all, He loved all people, too, In all that He did and said and thought, He loved them thru and thru. (Refrain)</p> <p><i>Touch heart, then point up to God in heaven</i></p> <p><i>Point out to others</i> <i>Touch heart</i></p> <p>Verse 2 God's people should love God most of all, They should love others, too, And God the Holy Spirit, Will help them in all they do. (Refrain)</p> <p><i>Point up to God in heaven</i> <i>Point out to others</i></p> <p><i>Touch heart</i></p>	

2. OPENING CIRCLE TIME, continued

★ = follow the stars for a short & simple lesson plan

Learning the Bible Truth

VISUAL take out
AID



of BQB

VISUAL AID

All the Bible Truths Sign

★ "They Should Live Like Jesus" is a good beginning, but there's so more to learn. So it's time for us to dig down even deeper for more answers to our Big Question about God. We're going to be learning **EIGHT** Bible truths that all tell us more about what the God is like.

Who would like to hand me the picture with our eight Bible truths on it? It's in the Big Question Box/Briefcase." *Choose a child to get it and hand it to you, then hold it up and show them the pictures of the eight truths they will be learning.*

Bible Truth Clue

VISUAL take out
AID



of BQB

Bible Truth Clue Sign,
front side
VISUAL AID

After everyone has had a good look, say...

"Ok, we've learned two truths about how to live for God. They are: "By Asking God for His Help" and "By Loving God Most of All." (point to pictures as you identify each Bible Truth). Now let's look at our Bible Truth Clue sign and see if we can figure out which of these eight truths we will be learning about today. Who would like to get it out of the Big Question Briefcase for me?"

Choose a child to open the briefcase, take out the Bible Truth Clue sign and hand it to you. Hold up the front side for the children to see. Cover up the answer, written along the bottom, and say:

**"How Should God's People Live?
They Should Live Like Jesus!
By Loving Other ___ as God Has Loved Them!"**

Hint

We're missing one word. Here's the hint to what the missing word is. It says: "This is another word for lots of men and women, boys and girls. It starts with a "P" and it rhymes with "steeple."

Can you guess? It's "PEOPLE."

So, the Bible Truth we are learning today is:
(uncover answer from bottom of sign, show it to them and say:)

★ **"How Should God's People Live?
They Should Live Like Jesus!
By Loving Other People as God Has Loved Them!"**

And here is what this Bible Truth means: *(read the meaning off of the back of the sign, say:)*

Bible Truth Meaning

★ Jesus always loved people with God's love. He loved them in everything He said and did. Jesus even loved His enemies and did good to them, though they were so mean to Him.

Most of all, Jesus loved people by being our Savior. On the cross, Jesus took God's punishment for the sins of God's people --all who turn away from their sins and trust in Him as their Savior. Why? So that they could know God in their hearts, now. And, so they could go live with God forever when they die. There is no one who has ever loved us more than Jesus!

Jesus wants God's people to love other people with God's love, too. He wants them to love others in everything they say and do. He wants them to tell others how they can be saved and become God's people, too. He even wants them to love their enemies and do them good.

God's people need help to live like this. God promises to help them love others, by His Holy Spirit living in their hearts. We can become God's people when we turn away from our sins and trust in Jesus as our Savior. Then, the Holy Spirit will live inside of us and help us to love others with God's love, too.

2. OPENING CIRCLE TIME, continued



= follow the stars for a short & simple lesson plan

Learning the Bible Verse

"And how do I know this is true? God tells me so in His special book, the Bible."

The Bible Chant Song

Say or sing the Bible Chant Song.

lyrics and sheet music, Appendix A

The Bible Chant Song

DDD ESV Songs 12, track 9

The Bible, the Bible,
Let's get out the Bible.
Let's hear what God has to say.
The Bible, the Bible,
God's given us the Bible.
It's His Word for us to learn and obey! Yay!

Bible Verse

DDD 12.3 Bible Verse-front side (in the DDD Bible folder)

VISUAL AID Place verse in take out



of BQB
DDD Bible Folder

*found in the DDD Unit 12 Visual Aids, ESV Book

"Who would like to get our Bible folder out of the Big Question Briefcase for me?"

Choose a child to open the briefcase, take out the "Bible" folder and hand it to you. Remove the Bible Verse Picture from the "Bible" folder and hold it up for all the children to see, then say:

1 Corinthians 13:4-9 tells us:

★ 1 Corinthians 13:4-9, ESV

"Love is patient and kind; love does not envy or boast; it is not arrogant or rude. It does not insist on its own way; it is not irritable or resentful; it does not rejoice at wrongdoing, but rejoices with the truth. Love bears all things, believes all things, hopes all things, endures all things. Love never ends."

Learn a Little: "Love is patient, love is kind."

Bible Verse Meaning

★ What does that mean?

These verses tell us how God wants His people to love others. This is how He has treated them through Jesus. He wants them to be like Him and love others this way, too. God's Holy Spirit helps His people love in these ways. He helps them love even when it is very hard. God's Holy Spirit can help us love this way, too, when we turn away from our sins and trust in Jesus as our Savior. This is how we become God's people.

2. OPENING CIRCLE TIME, continued

★ = follow the stars for a short & simple lesson plan

**Bible Verse
Song**

*lyrics and sheet music,
Appendix A*

You might also enjoy:

Love Is Patient
1 Corinthians 13:4-8, ESV
*DDD ESV Songs 12,
track 25*

We've said our Bible verse, now let's sing it!

Love: 1 Corinthians 13:4-8

DDD ESV Songs 12, track 24

Love is patient, love is kind,
love does not envy or boast,
It is not arrogant or rude,
Does not insist on its own way,
It is not irritable, or resentful,
Does not rejoice in wrong-doing,
but with the truth.

Love bears all things, believes all things,
Hopes and endures all things,
Faith, hope and love abide these three,
but the greatest is love.
Love never ends, love never ends,
love never ends.
Faith, hope and love abide these three,
but the greatest is love.

First Corinthians Thirteen,
four through eight, and thirteen.

2. OPENING CIRCLE TIME, continued



= follow the stars for a short & simple lesson plan

<p>Getting into the Case</p>	<p>"Now it's time to do a bit more deep down investigating. Let's see what Detective Dan wants us to help him figure out. Would someone like to get it out for me?"</p>
<p>Listening Assignments</p> <p>Place in  take out  of BQB</p>	<p>NOTE: Listening assignments are most suitable for ages 3+. Skip straight to the Bible story (see bottom of this page), if working with 2 year olds.</p> <p>"Let's open up our listening assignment and see what we are supposed to figure out today.</p> <p>Choose a child to take out the Listening Assignment (from the DDD Bible Folder) and hand it to you. Read Detective Dan's letter to the children that includes the listening assignment. The listening assignments are summarized below:</p>
<p>VISUAL AID</p> <p></p> <p>DDD Unit 12 Visual Aids, ESV</p>	<p>Detective Dan's Lesson #1 Listening Assignment:</p> <p>I need to know:</p> <ol style="list-style-type: none"> 1. Who was the man who kept on loving? 2. Who did he keep on loving?
<p>VISUAL AID</p> <p></p> <p>DDD Unit 12 Visual Aids, ESV</p>	<p>Detective Dan's Lesson #2 Listening Assignment:</p> <p>Our Bible Verse is 1 Corinthians 13:4-8, ESV</p> <p>"Love is patient and kind; love does not envy or boast; it is not arrogant or rude. It does not insist on its own way; it is not irritable or resentful; it does not rejoice at wrongdoing, but rejoices with the truth. Love bears all things, believes all things, hopes all things, endures all things. Love never ends."</p> <p>I need to know:</p> <ol style="list-style-type: none"> 1. Who lived for God by loving others like this? 2. How did his life show this love?
<p>VISUAL AID</p> <p></p> <p>*Listening Assignment #3 includes the Assignment Sheet, plus 6 clue pictures*</p> <p>DDD Unit 12 Visual Aids, ESV</p>	<p>Detective Dan's Lesson #3 Listening Assignment:</p> <p>I found six clues, but two of them are NOT in the story. They are: a hat, a widow, some rocks, a squirrel, a healed person, and the Temple. Hold each of them up for the children to see as you identify them.</p> <p>I need to know:</p> <ol style="list-style-type: none"> 1. Which four belong in the story and which two don't? 2. Who asked God to forgive his enemies for doing such mean things to him? Who gave him the love to do this?
<p>Tell the Bible Story</p> <p>Place story & pics in  take out  of BQB</p> <p>DDD Unit 12 Visual Aids, ESV</p> <p>Story text included in this book right after this lesson plan and in Visual Aids book</p>	<p>Then say. "Ok, Deep Down Detectives! Put on your best listening ears and see if you can hear the answers to Detective Dan's questions. When I finish telling the story, we will see if we can answer all the questions."</p> <p>Bible Story: The Case of the Man Who Kept on Loving</p> <p>Acts 6-7</p> <p>Read the Bible Truth story, putting up the storyboard pictures as you tell it. Then, have the children answer the listening assignment. Present the gospel and lead in prayer.</p> <p>*Answers to questions; the gospel; and, ACTS prayer are included with the story text.*</p>

2. OPENING CIRCLE TIME, continued

★ = follow the stars for a short & simple lesson plan

<p>Story Response Song(s)</p> <p>Hymn</p> <p><i>lyrics and sheet music, Appendix A</i></p>	<p><i>As attention span and time allow, you might want to end with one of the following songs which also tie in with the unit. If desired, use the Music and Movement activity ideas while singing (listed with the Response Activities).</i></p> <p>Trust and Obey <i>DDD ESV Songs 12, track 15</i></p> <p>Verse 1 When we walk with the Lord, In the light of His Word, What a glory He sheds on our way! While we do His good will; He abides with us still, And with all who will trust and obey.</p> <p>Refrain Trust and obey, For there's no other way, To be happy in Jesus, But to trust and obey.</p> <p>Tie-in: "How should God's people live each day? They should live like Jesus! God's people live like Jesus when they trust and obey God. Jesus always trusted and obeyed His Father in heaven, even when it was very, very hard. God's people go through hard things, too. They might want to be afraid or sad. They might want to be unhappy, but they don't need to be. They can trust God and keep on obeying Him. God will never stop caring for them! God has promised to care for His people every day of their lives. We can become God's people when we turn from our sins and trust in Jesus as our Savior."</p>
--	---

<p>Praise Song</p> <p><i>lyrics and sheet music, Appendix A</i></p>	<p>Praise Song: I Have Decided to Follow Jesus <i>DDD ESV Songs 12, track 16</i></p> <p>I have decided to follow Jesus, I have decided to follow Jesus, I have decided to follow Jesus, No turning back, no turning back..</p> <p>Tie-in: "How should God's people live each day? They should live like Jesus! The Lord wants us to decide--that is, to say "Yes, I will!"-- to live like Jesus each day. He wants us to love and obey Him. That's what it means to follow Jesus. Let's sing a song about following Jesus."</p>
--	---

3. TAKING ACTION: Response Activities *(choose from among these activities)*

<p>Transition to Activities</p>	<p>★ Well, Deep Down Detectives, you've done a great job diggin' deep down for answers in the truths of God's Word. Now it's time to enjoy some activities."</p> <p><i>Tell children what activity/s you are providing for them: either free play or some of the response activities listed below. When you are ready to dismiss them, use this song to help the children transition in an orderly fashion to their next activity.</i></p>
--	--

<p>Classroom Song, verse 2</p> <p><i>lyrics and sheet music, Appendix A</i></p>	<p>"Children, let's sing our Time to Play Song. When we are finished you may get up and walk over to our next activity."</p> <p>Classroom Song, verse 2 <i>DDD ESV Songs 12, track 2</i></p> <p>We've gathered together to worship God, We've gathered together to worship God, And now it's time to play.</p> <p><i>Dismiss the children to whatever activities you have prepared for them to do.</i></p>
--	--

Lesson Plan: Big Question 12, Bible Truth 3

use with all THREE lessons

3. TAKING ACTION: Response Activities (choose from among these activities) ★ = short & simple lesson plan

<p>Response Activities</p>	<p>Choose one or more activities appropriate for your children, based on classroom time and developmental needs. Add the Discussion Sheet to any activity for deeper learning. ★</p>
<p>Bible Verse Memory Game</p> <p><i>game directions, Appendix B</i></p>	<p>Though listed with the opening activities, you may choose to use this Bible verse game here instead (or as a repeat).</p> <ul style="list-style-type: none"> Lesson 1 Game: Lily Pad Jump Lesson 2 Game: Loud and Soft, Big and Little Lesson 3 Game: Freeze 'n' Say <p>Use the Discussion Sheet with this activity for even deeper learning ★</p> <p>Discussion Questions</p>
<p>Music, Movement & Memory Activity</p> <p><i>game directions, Appendix B</i></p>	<p>A music activity that uses the songs from the Bible Truth and Big Question unit.</p> <ul style="list-style-type: none"> DDD Songs for this Bible Truth, plus: Lesson 1 Activity: Big Voice, Little Voice Lesson 2 Activity: Sing, Dance and Fall Down Lesson 3 Activity: Bottle Shakers <p>Use the Discussion Sheet with this activity for even deeper learning ★</p> <p>Discussion Questions</p>
<p>Bible Story Review Game</p> <p><i>game directions, Appendix B</i></p>	<p>A game that uses the storyboard pictures from the story to review the story.</p> <ul style="list-style-type: none"> Lesson 1 Game: Who's in the Basket? Lesson 2 Game: Going Fishing Lesson 3 Game: Pony Express <p>Use the Discussion Sheet with this activity for even deeper learning ★</p> <p>Discussion Questions</p>
<p>Coloring Pages/ Take Home Sheets</p> <p><i>in Appendix C</i></p> <p>★</p>	<p>A coloring page related to the lesson assignment question is provided for each lesson. On the back of each are the key concepts, a few questions and a song for parents to use with their children.</p> <p>NOTE: Upgrade your coloring sheet to a more interesting craft by offering simple embellishments, such as jiggly eyes, craft sand, glitter, glitter glue, colored paper dots (made with a hole punch), fabric scraps, etc. Make cut-to-size glued-on clothes, hair, etc for characters by using a copy of the coloring sheet, cutting out the selected portions and making them the patterns for whatever you want to cut out of fabric, paper, foil, etc.</p> <ul style="list-style-type: none"> Lesson 1 Coloring Sheet Emphasis: Bible Truth Lesson 2 Coloring Sheet Emphasis: Bible Verse Lesson 3 Coloring Sheet Emphasis: ACTS Prayer <p>Use the Discussion Sheet with this activity for even deeper learning ★</p> <p>Discussion Questions</p>
<p>Extra Crafts: Big Question Craft <i>in Appendix C</i></p> <p>Bible Verse Craft <i>in Appendix C</i></p> <p>Bible Story Puzzle <i>in Appendix C</i></p>	<p>These crafts are slightly more complex than the coloring/take home sheets:</p> <p>The Bible Concept Go-and-Tell Craft is a craft that summarizes the Bible concept and includes the Bible verse is included for those desiring more than a coloring sheet. This more complex craft will involve gluing, sticking, etc. Can be used at any time.</p> <p>The Bible Story Coloring Sheet provides a tie in between the Bible story and the Bible truth they are learning.</p> <p>The Storyboard Picture Placement Page has been made into a puzzle that can be cut out and re-assembled by the children. This provides a nice summary of the story.</p> <p>Use the Discussion Sheet with these activities for even deeper learning ★</p> <p>Discussion Questions</p>
<p>Free Play Activities ★ <i>ideas in Appendix D</i></p>	<p>Offer your own or some of the easy-to-make, free play activities suggested in Appendix D.</p>

4. CLOSING CIRCLE TIME *(End-of-session activities for the last 5-10 minutes of class time)*

 = short & simple lesson plan

<p>Transition to Closing Circle</p> <p>Classroom Song, verse 3</p> <p><i>lyrics and sheet music, Appendix A</i></p>	<p><i>Use this song to help the children transition in an orderly fashion. Start singing this song and ask the children to gather with you for Closing Circle Time.</i></p> <p>Classroom Song, verse 3 <i>DDD ESV Songs 12, track 3</i></p> <p>It's time to get ready to go and tell, It's time to get ready to go and tell, Come gather here with me.</p>
<p>Closing Circle Time</p> <p>Classroom Song, verse 4</p> <p><i>lyrics and sheet music, Appendix A</i></p>	<p><i>When children are settled in the circle, say:</i></p> <p>"It's almost time for your parents to come pick you up. And do you know what that means? It means.... (draw this out to build anticipation and excitement)...that it's almost time to go home and....it's almost time to...Go and Tell! We have learned some big news about God today. God wants us to take and tell it to the whole world!"</p> <p>Classroom Song, verse 4 <i>DDD ESV Songs 12, track 4</i></p> <p>So what's our big news to go and tell, So what's our big news to go and tell, Can you tell me now?</p>
<p>Big News to Tell</p> <p>Big Question 12</p> <p><i>VISUAL AID</i></p> <div style="border: 1px solid black; background-color: #90EE90; padding: 5px; display: inline-block;">#1</div> <p><i>*found in DDD Unit 12 Visual Aids, ESV Book</i></p> <p><i>lyrics and sheet music, Appendix A</i></p> <p>Big Question 12, Bible Truth 3</p> <p><i>VISUAL AID</i></p> <div style="border: 1px solid black; background-color: #90EE90; padding: 5px; display: inline-block;">#3</div>	<p>"Let's see....there's so much big news to tell! There's so much we've learned!</p> <p>First of all, can you tell me the answer to our Big Question: "How Should God's People Live?" <i>Hold up the Bible Truth Clue Picture.</i></p> <p>Say the answer with me: "They Should Live Like Jesus!"</p> <p><i>(If desired, you can sing one/both of the Big Question songs.)</i> <i>DDD ESV Songs 12, tracks 12,13</i></p> <p>And what's one way He does this? What did we learn? <i>Point to the picture.</i></p> <p>By Loving Other People as God Has Loved Them!</p> <p>"And how do I know this is true? Can you tell me? Say it with me: "The Bible tells me so!" That's right!</p>
<p>Big Question 12 Bible Truth 3 Bible Verse</p> <p><i>VISUAL AID</i></p> <div style="border: 1px solid black; background-color: #90EE90; padding: 5px; display: inline-block;">#4</div> <p><i>*found in the DDD Unit 12 Visual Aids, ESV Book</i></p> <p><i>lyrics and sheet music, Appendix A</i></p>	<p>We learned: 1 Corinthians 13:4-8, ESV</p> <p>"Love is patient and kind; love does not envy or boast; it is not arrogant or rude. It does not insist on its own way; it is not irritable or resentful; it does not rejoice at wrongdoing, but rejoices with the truth. Love bears all things, believes all things, hopes all things, endures all things. Love never ends."</p> <p>Learn a Little: "Love is patient, love is kind."</p> <p>These verses tell us how God wants His people to love others. This is how He has treated them through Jesus. He wants them to be like Him and love others this way, too. God's Holy Spirit helps His people love in these ways. He helps them love even when it is very hard. God's Holy Spirit can help us love this way, too, when we turn away from our sins and trust in Jesus as our Savior. This is how we become God's people.</p> <p><i>(If desired, you can sing the Bible verse song.)</i> <i>DDD ESV Songs 12, track 24</i></p>

4. CLOSING CIRCLE TIME, continued



= follow the stars for a short & simple lesson plan

<p>Closing ACTS Prayer Time</p> <p>ACTS Prayer Chant</p> <p><i>lyrics and sheet music, Appendix A</i></p>	<p><i>Let's ask God to help us to remember this and even tell others this good news. Let's get ready and pray our ACTS prayer.</i></p> <p><i>And what does ACTS mean? Let's sing/say our ACTS Prayer Chant!</i></p> <p>ACTS Prayer Chant Song <i>DDDESV Songs 12, tracks 10,11</i></p> <p>A, Adoration, God, we praise You! C, Confession, Forgive us our sins. T, Thanksgiving, Thank You for Jesus, S, Supplication, Help us to live like Him.</p> <p style="text-align: right;">That's the ACTS prayer, my friend, Bow your head, Close your eyes, Shhh, Let's begin.</p>
---	---

<p>Closing ACTS Prayer</p>	<p>"Let's pray!"</p> <p><i>Lead the children in the ACTS prayer for this Bible Truth.</i></p> <p>A God, we praise You for being the God who loves and is able to help us love.</p> <p>C God, please forgive us for not loving others as You want us to. Many times, we choose to love ourselves more than others. We need a Savior!</p> <p>T Thank You, God, for sending Your Son to be our Savior. He loved us in everything He said and did. Thank You for Your Holy Spirit who can help us love others the way You want us to.</p> <p>S God, please work in our hearts. Help us turn away from our sins and trust in Jesus as our Savior. Fill us with Your Holy Spirit. Help us to love You and others as Jesus did. Help us to even love our enemies.</p> <p>In Jesus' name we pray, Amen.</p>
-----------------------------------	---

5. TAKING IT HOME *(Take Home Sheet)*

<p>Clean up and Dismissal </p>	<p>"Now it's time to work together and clean up." <i>Have the children join you in cleaning up the room.</i></p>
<p>Coloring Pages/ Take Home Sheets </p> <p><i>in Appendix C</i></p>	<p><i>Give out the craft/take home sheet and any other papers from the session, as you dismiss children from class.</i></p> <p><i>(Reminder: The back side of the coloring page is the take home sheet for each lesson.)</i></p>
<p>Bible Story to Take-Home</p> <p><i>in Appendix C</i></p>	<p>You may also want to include a copy of the story along with the take home sheet. (However, each coloring sheet/take home sheet includes a note to parents telling where they can download the story from the Parent Resources section on the website.)</p>

The Case of the Man Who Kept on Loving

Acts 6-7

**Story-telling Tips**

Ahead of time:

1. Read the Bible verses and story. Pray!
2. Choose story action cues and prepare storyboard figures/story scenes, if using. (In Visual Aids book)
3. Practice telling story with the storyboard pictures, timing your presentation. Shorten, if necessary.

During your presentation:

1. Maintain as much eye contact as possible as you tell the story.
2. Put up storyboard figures/add story action cues/hold up storybook scenes as you tell the story. Allow the children to help you put them on the board, if desired.
3. Include the children in your story with a few questions about what they think will happen or words/concepts that might be new to them.
4. Watch the kids for signs that their attention span has been reached. Shorten, if necessary.

INTRODUCTION/ LISTENING ASSIGNMENTS

“Our story is called: The Case of the Man Who Kept on Loving. Here is your listening assignment.” Read from Detective Dan’s Listening Assignment signs, but questions are summarized below:

Detective Dan’s Lesson #1 Listening Assignment:

I need to know:

1. **Who was the man who kept on loving?**
2. **Who did he keep on loving?**

Detective Dan’s Lesson #2 Listening Assignment:**Our Bible Verse is 1 Corinthians 13:4-8, ESV**

“Love is patient and kind; love does not envy or boast; it is not arrogant or rude. It does not insist on its own way; it is not irritable or resentful; it does not rejoice at wrongdoing, but rejoices with the truth. Love bears all things, believes all things, hopes all things, endures all things. Love never ends.”

I need to know:

1. **Who lived for God by loving others like this?**
2. **How did his life show this love?**

Detective Dan’s Lesson #3 Listening Assignment:I found six clues, but two of them are **NOT** in the story.

They are: a hat, a widow, some rocks, a squirrel, a healed person, and the Temple.

Hold each of them up for the children to see as you identify them.

I need to know:

1. **Which four belong in the story and which two don’t?**
2. **Who asked God to forgive his enemies for doing such mean things to him? Who gave him the love to do this?**

Read the assignment questions, THEN SAY,

“Ok, Deep Down Detectives! Put on your best listening ears and see if you can hear the answers to Detective Dan’s questions. When I finish telling the story, we will see if we can answer all the questions.”

Read the Bible Truth story, answer questions, present the gospel and lead in prayer.

Answers to questions; the gospel; and, ACTS prayer are included with the story text.

The Case of the Man Who Kept on Loving*Acts 6-7*

Story with lines separating paragraphs (text in bold, optional interaction cues in italics)

Stephen was a follower of Jesus. He heard the good news of Jesus and trusted in Him as his Savior. Stephen turned away from living life his own way. Now, he wanted to live God's good way. The Holy Spirit helped Stephen. He lived in Stephen's heart, filling him with love for God and for other people.

But it wasn't just Stephen's heart that was full of love for God and other people. Stephen's life was, too. In everything that Stephen did, he wanted to live out this love for God and for others.

So, Stephen learned God's Word, the Bible, and he prayed. He taught God's Word to others; and, he took care of the older widows in the church (women whose husbands had died and left them with no one to help them). Yes, in these ways and many more, Stephen lived a life of love for God and for other people.

But, there was something ELSE Stephen did that showed his love for God and for others: he told them the good news about Someone very special. Can you guess who that was?

Can you guess?

Stephen told them the good news of Jesus.

"Listen to the good news!" Stephen told them. "Jesus is the Son of God. He is the Savior God promised to send. He suffered and died on the cross to save us from our sins," Stephen told them. "Then on the third day, Jesus rose from the dead to show He had really beaten sin and death.

"Come, turn away from disobeying God! Trust in Jesus as your Savior," Stephen urged all. "God will forgive your sins. You will be His people. You will get to know and love Him now. And when you die, you will go to live with Him and enjoy Him forever!" he promised them.

Sometimes, God did amazing miracles as Stephen shared about Jesus. God did this so everyone would know that this good news was really true. Jesus really was God's Son, the Savior.

But the best miracle of all was what God's Holy Spirit did in the hearts of many who listened to Stephen.

Can you guess?

The Holy Spirit helped them turn away from their sins and trust in Jesus as their Savior. Now, they were God's people and the Holy Spirit lived in their hearts! Stephen and the other followers rejoiced to see God save so many people.

Story with lines separating paragraphs (text in bold, optional interaction cues in italics)

But while Stephen and the other believers rejoiced, others were very upset.

“Something must be done to stop Stephen from saying these things!” these enemies exclaimed. “Stephen is teaching lies to the people,” they said. “Jesus was a fake. He wasn’t really the Son of God. He didn’t save anyone from their sins when he died on the cross. He didn’t rise from the dead,” they said.

“We must stop Stephen, but how?” these enemies wondered. “What can be done?”

Yes, this was quite a problem. Everyone could see how God did amazing things through Stephen. They heard the great wisdom God gave Stephen as he preached. They saw God’s great power in the miracles Stephen did. And, they could see God’s love in Stephen’s care for others. “How can you stop a man like this?” his enemies exclaimed.

But Stephen’s enemies DID think of a way. A very tricky, bad way. Instead of telling the truth about Stephen, they decided to tell lies about Stephen. Big, bad lies that would get Stephen in trouble.

“Stephen is saying bad things about God’s laws,” they told others. “He’s saying bad things about God and the Temple, God’s special worship place,” they lied. Do you think these lies worked?

What do you think?

Yes, they did! People forgot about all the amazing things Stephen did by God’s power. They forgot his words spoken with God’s wisdom, and the loving things he did for others. And instead, they believed the lies of Stephen’s enemies, and they became very angry.

“Let’s get rid of Stephen!” they decided. “He’s saying bad things about God. He should be punished,” they exclaimed. “Let’s take him to the leaders of the Temple, God’s special worship place. They will decide what to do with him!” the people said. So, they grabbed Stephen and took him to the leaders of the Temple.

As Stephen stood before the leaders of the Temple, his enemies told their lies again: “Stephen says that Jesus will break down the Temple, our special worship place. Stephen says that we shouldn’t keep God’s laws the way God’s Word tells us to,” they said.

The leaders were very upset. What awful things these enemies were saying about Stephen! “What do you say about this, Stephen?” the leaders asked him.

Now it was Stephen’s turn. What would he say? These men had lied about him and about Jesus, yet he had done nothing wrong to them! They were hoping to get him in trouble and maybe even killed. Would he hate these men with his words? It would be easy to want to do that, wouldn’t it? They had treated him so badly.

What do you think Stephen would say? Was his heart filled with hate for these enemies?

Story with lines separating paragraphs (text in bold, optional interaction cues in italics)

But no! Stephen's heart was NOT filled with hate. It was filled with love for God and other people, even these enemies! God's Holy Spirit was at work in Stephen, filling him with the courage to speak God's truth to these leaders; and, filling him with love to forgive them. Everyone could see it in Stephen's face which shone like an angel's, bright with God's goodness and glory.

Stephen answered the leaders, but he had no mean words for his enemies. He just warned them with stories from God's Word.

"There have always been those who hear God's Word and believe," Stephen told them. "And there have always been those who hear God's Word and refuse to believe," he said. "I am one who has heard God's Word and believed. Jesus IS the Savior God promised to send," he told them. "But YOU are the ones who have heard God's Word and have refused to believe. YOU put Jesus, the Savior God sent, on the cross to die!" Stephen exclaimed.

The leaders were furious! They ground their teeth! They plugged their ears! They shouted out loud! They didn't want to hear anything more from Stephen! They grabbed Stephen and dragged him down the street and outside the city. They wanted to kill him, just like the other enemies did! How could Stephen say that THEY refused to believe God's Word? They were the leaders of the Temple and the keepers of God's Word!

Some picked up stones and threw them at him. Oh, no!

What would Stephen say now? What would he do now? NOW, was his heart filled with hate?

What do you think?

Stephen's heart was STILL filled with love for God and for others—even these men who were his enemies!

Stephen looked up and saw Jesus in heaven. Stephen knew he would soon be home with Him. Stephen forgave his enemies and asked for God to forgive them, too: "Lord, do not hold this sin against them," he pleaded.

Then, Stephen died and went to be with Jesus in heaven. Stephen had lived and died with a heart full of love for God and others. God's Holy Spirit had helped him love like this. He had even helped Stephen to love his enemies and forgive the mean things they did to him.

Now, in heaven, Stephen would go on living and loving, but in a way far better than he had ever enjoyed on earth. And there, he would be with His dear Savior, Jesus, face to face forever.

Cracking the Case: (story wrap-up for Listening Assignments)

It's time to see how we did with our Listening Assignment.

Detective Dan's Lesson 1 Listening Assignment:

- 1. Who was the man who kept on loving?** Stephen.
- 2. Who did he keep on loving?** He kept on loving everyone. He even kept on loving his enemies, even as they were hurting him.

For You and Me:

Stephen loved God and others his whole life. He even loved his enemies who were so mean to him! God wants all His people to love others as Stephen did AND as Jesus did! God knows no one can love others like this on their own, especially enemies. But He promises to give His Holy Spirit to help His people love others, even when it is very hard! We can become God's people when we turn away from our sins and trust in Jesus as our Savior. His Holy Spirit can come live in us and help us love others like this, too.

Detective Dan's Lesson 2 Listening Assignment:**Our Bible Verse is 1 Corinthians 13:4-8, ESV**

"Love is patient and kind; love does not envy or boast; it is not arrogant or rude. It does not insist on its own way; it is not irritable or resentful; it does not rejoice at wrongdoing, but rejoices with the truth. Love bears all things, believes all things, hopes all things, endures all things. Love never ends."

I need to find out:

- 1. Who lived for God by loving others like this?** Stephen.
- 2. How did his life show this love?** He tried to always love others. He even kept on loving his enemies as they were hurting him. He always tried to love God most of all, too. He kept on living for God, even when his enemies told him to stop talking about Jesus. He even chose to die, rather than stop living the way God wanted him to live.

For You and Me:

God wants His people to love Him most of all. He wants them to love others and live like Jesus. But God knows how weak His people are. He knows they can't love Him or others the way He wants them to by themselves. That's why He forgives their sins through Jesus. And that's why He sends His Holy Spirit to live inside of them and help them. He helps them love God and others in ways they could never love on their own. We can become God's people when we turn away from our sins and trust in Jesus as our Savior. Ask Him to help you do this. He loves to answer this prayer.

Detective Dan's Lesson 3 Listening Assignment:

Our six clues were: a hat, a widow, some rocks, a squirrel, a healed person, and the Temple.

1. Which four belong in our story?

The widow, the rocks, the healed person and the Temple belong. The squirrel and the hat do not.

2. Who asked God to forgive his enemies for doing such mean things to him? Who gave him the love to do this? Stephen did. God did, through His Holy Spirit living inside of Stephen and helping him.

For You and Me:

God wants His people to love Him most of all. He wants them to love others and live like Jesus. But God knows how weak His people are. He knows they can't love Him or others the way He wants them to by themselves. That's why He forgives their sins through Jesus. And that's why He sends His Holy Spirit to live inside of them and help them. He helps them love God and others in ways they could never love on their own. We can become God's people when we turn away from our sins and trust in Jesus as our Savior. Ask Him to help you do this. He loves to answer this prayer.

The Gospel (story wrap-up if NOT using Listening Assignments)**Our Bible Truth is:****How Should God's People Live?****They Should Live Like Jesus!****By Loving Other People as God Has Loved Them!**

God wants all of His people to love others the way He has loved them. He EVEN wants His people to love their enemies by forgiving them, like Stephen did. Why should they do this? Because of how much God has forgiven them! He has forgiven all their sins through Jesus! And HOW can God's people love others and forgive like this? The same way Stephen did: by the Holy Spirit living in their hearts, helping them.

Can WE ever love like this? Yes, we can! God can work in our hearts. He can help us to turn away from our sins and trust in Jesus as our Savior. And if we do, then God will make us His people and He will fill us with His Holy Spirit, giving us hearts full of love for Him and for others. He can even help us to love our enemies and forgive them, like Stephen did.

Close in prayer.

Closing ACTS Prayer

- A** God, we praise You for being the God who loves and is able to help us love.
- C** God, please forgive us for not loving others as You want us to. Many times, we choose to love ourselves more than others. We need a Savior!
- T** Thank You, God, for sending Your Son to be our Savior. He loved us in everything He said and did. Thank You for Your Holy Spirit who can help us love others the way You want us to.
- S** God, please work in our hearts. Help us turn away from our sins and trust in Jesus as our Savior. Fill us with Your Holy Spirit. Help us to love You and others as Jesus did. Help us to even love our enemies.

In Jesus' name we pray, Amen.

Go to Lesson Plan, p.9 for the script to the rest of the lesson.

Deep Down Discussion Sheet

use with all THREE lessons

Use with all response activities for deeper learning



P.1

Questions to aid discussion of the key concepts and for use in games

Be familiar with these questions and answers. Look for opportunities to ask questions and discuss their answers, such as while the children work on their coloring pages, as part of their response games, or during play time. Remember: your goal isn't to ask all these questions or only talk to the children about these things. It is to be deliberate in having good conversations with them, however much or little you have.

<p>BIG QUESTION</p> <p>Meaning</p> <p>Discussion Questions</p> <p><i>choose a few</i></p>	<p>How Should God's People Live? They Should Live Like Jesus!</p> <p>We become God's people when we turn away from our sins and trust in Jesus as our Savior. When we do, God forgives our sins, and we begin a whole new way of life. God's people no longer live life just to please themselves. They want to honor God with their whole lives, like Jesus did. They seek to love God most of all and love all people, too.</p> <p>1. How should God's people live each day? <i>They should live like Jesus!</i> 2. Who did Jesus always love? <i>God.</i> 3. Who did Jesus always please in everything He felt, thought, said, and did? <i>God.</i> 4. Are God's people perfect like Jesus? <i>No, they are not.</i> 5. Who do God's people try to live like? <i>Jesus.</i> 6. How do God's people try to live like Jesus? <i>They try to love God and please Him in everything they feel, think, say, and do.</i> 7. How can we become God's people? <i>By turning away from our sins and trusting in Jesus as our Savior.</i></p>
<p>BIBLE TRUTH</p> <p>Meaning</p> <p>Discussion Questions</p> <p><i>choose a few</i></p>	<p>They Should Live Like Jesus... By Loving Other People as God Has Loved Them!</p> <p>Jesus always loved people with God's love. He loved them in everything He said and did. Jesus even loved His enemies and did good to them, though they were so mean to Him. Jesus loved people most of all by dying on the cross to save us from our sins. He took God's punishment for the sins of all who would ever turn away from their sins and trust in Him as their Savior. Why? So that they could have special closeness with God now. And so that one day when they die, they could live happily with God forever. How great is Jesus' love for people!</p> <p>Jesus wants God's people to love other people with God's love, too. He wants them to love others in everything they say and do. He wants them to tell others how they can be saved and become God's people, too. He even wants them to love their enemies and do them good. God's people need help to live like this. God promises to help them love others, by His Holy Spirit living in their hearts. We can become God's people when we turn away from our sins and trust in Jesus as our Savior. Then, the Holy Spirit will live inside of us and help us to love others with God's love, too.</p> <p>1. How did Jesus love others? <i>With God's love, in everything He said and did.</i> 2. How did Jesus treat His enemies? <i>He loved them and did good to them, even when they hurt Him.</i> 3. How did Jesus love His people, most of all? <i>By dying for them on the cross, taking the punishment they deserved from God for their sins.</i> 4. How does God want His people to love others? <i>Like Jesus did.</i> 5. How should God's people treat their enemies? <i>Love them and do them good.</i> 6. How should God's people treat people? <i>Love them in everything they say and do.</i> 7. Who will work in God's people's hearts to help them love others? <i>The Holy Spirit.</i> 8. How can we become God's people? <i>By turning away from our sins and trusting in Jesus as our Savior.</i></p>

Deep Down Discussion Sheet

use with all THREE lessons

P.2

Questions to aid discussion of the key concepts and for use in games

<p>THE GOSPEL</p>	<p>What is God’s good news for you and me? <i>The gospel! God created us to love Him and to love others, but we have all chosen to love ourselves more than God or others. We deserve God’s punishment. But in His mercy, God sent Jesus to be our Savior. Jesus lived a perfect life and He offered it up as He died on the cross as the full payment for the sins of God’s people. On the third day, He rose from the dead. He had beaten sin and death for God’s people! Now, all who turn away from their sins and trust in Jesus as their Savior are forgiven and become God’s people. We can become God’s people, too, if we turn away from our sins and trust in Jesus as our Savior. Ask Him to help you. He loves to answer this prayer!</i></p>
<p>BIBLE TRUTH BIBLE VERSE</p> <p>Meaning</p> <p>Discussion Questions</p>	<p>“Love is patient and kind; love does not envy or boast; it is not arrogant or rude. It does not insist on its own way; it is not irritable or resentful; it does not rejoice at wrongdoing, but rejoices with the truth. Love bears all things, believes all things, hopes all things, endures all things. Love never ends.” --1 Corinthians 13:4-8 ESV</p> <p>Learn a Little: “Love is patient, love is kind.”</p> <p>These verses tell us how God wants His people to love others. This is how He has treated them through Jesus. He wants them to be like Him and love others this way, too. God’s Holy Spirit helps His people love in these ways. He helps them love even when it is very hard. God’s Holy Spirit can help us love this way, too, when we turn away from our sins and trust in Jesus as our Savior. This is how we become God’s people.</p> <p><i>choose a few</i></p> <ol style="list-style-type: none"> 1. How does God want His people to treat others? <i>He wants them to love others.</i> 2. Who shows us how God wants us to love others? <i>Jesus does.</i> 3. What are some ways we can love others, as God wants us to? <i>We can be patient and kind. We can not insist on our own way.</i> 4. Does love ever end? <i>No, it does not!</i> 5. Who helps God’s people love others? <i>God’s Holy Spirit, living inside of them.</i> 6. How can we become God’s people? <i>By turning away from our sins and trusting in Jesus as our Savior. God’s Holy Spirit will come and live inside of us and help us to love others like Jesus did. Ask Him to help you!</i>
<p>BIBLE STORY</p> <p>Discussion Questions</p>	<p>The Case of the Man Who Kept on Loving</p> <p><i>choose a few</i></p> <ol style="list-style-type: none"> 1. What kind of man was Stephen? <i>He was a man who loved God and loved others. He tried to live out this love in everything he did. He learned God’s Word, he prayed to God, he spoke to others about God and he cared for others’ needs.</i> 2. What happened when Stephen told others the good news of Jesus? <i>Many people were healed of sicknesses, by God’s great power. Many people believed in Jesus and trusted Him as their Savior.</i> 3. Who was not happy about all these people believing in Jesus? <i>Stephen’s enemies.</i> 4. What did Stephen’s enemies do to get him in trouble? <i>They told lies about him that would make other people very mad.</i> 5. What did Stephen do when his enemies said lots of lies about him? <i>He kept on loving them.</i> 6. What did Stephen do when his enemies were throwing stones at him to kill him? <i>He kept on loving them. He even asked God to forgive them.</i> 7. How can God help us love others like this? <i>By His Holy Spirit working in our hearts. When we turn away from disobeying God and trust in Jesus as our Savior, God will forgive our sins and send the Holy Spirit to work in our hearts. He can help us to love others, like Stephen and Jesus did.</i>