

# **DEEP DOWN DETECTIVES**

**Curriculum Resources  
for Unit 12, Bible Truth 2:**



**How Should God's People Live?**

**They Should Live Like Jesus...**

**By Loving God Most of All!**

## Session Prep (especially good for newbies!)

### Pray!



Pray for the Holy Spirit to be at work in your and the children's hearts.

### Review



If new to the curriculum, look at the **Getting Started with Deep Down Detectives section of the Core Curriculum book.** (p.5) It will be especially helpful to read through the Deep Down Detectives section of **The Praise Factory Tour: Extended Version Book.** This is a visual way to understand what goes on in the classroom. (A pdf of the book is found in the samples section on the website.)

### Look through and Learn the Lesson



Read over **lesson plan.** Practice any **songs or action rhymes** you are using. Choose/make up motions to go with these. Choose less with younger children and more with older preschoolers. **Practice the lesson with the visual aids** and using the Big Question Box/Briefcase.

### Read and Rehearse the Bible Story with Pictures



Read the Bible story from the Bible. Read the curriculum version. Practice telling it with the storyboard pictures. (If you have not previously laminated the story pictures, do that now.) Or, rehearse it from the Simple Story Scenes, if you are using those.

### Let There Be Music



Download the music and listen to the songs. Choose which of the songs you will use with the children. If using live musicians, make sure they have the sheet music (Appendix A, Core Curriculum book).

### Put the Props in Place



1. Prepare your Visual Aids. Put the Big Question, Unit Bible Truths, Bible Truth, Bible Verse, and Listening Assignment signs, as well as the Bible Story script in one side of the Bible folder.
2. Get out your storyboard. If using Simple Story Scenes, put these in your Bible Folder. Or, if using the individual storyboard figures, put all background pictures in place (they have a BG by the number). Put the rest of the storyboard pictures (these have a SB by the number) in order of use in the other side of the Bible folder.
3. Put the DDD Bible Folder as well as the Big Question sign in the Big Question Box/Briefcase and shut it. If your box/briefcase has locks and you want to use the unlocking the box as part of your session, lock it now....but make sure you have the key or know the code first.
4. Prepare the music CD or sheet music or mp3 device for use in your session.

### Set Out Free Play Activities



Choose and set up free time activities you will use with the children. Choose a variety of different activities that will be enjoyed by different types of children. Rotate the activities you provide to keep them interesting and fresh to your children. (Suggestions in Appendix D, Core Curriculum books.)

### Prepare Any Activities



Choose which (if any) of the Bible Truth games and crafts activities you want to use in the session. Bear in mind your time frame as well as the developmental abilities and attention span of your children as you decide which/how many to prepare. **Look over the Discussion Sheet** and choose a few questions you might use to spark discussion with the children as they do their activities (especially good for ages 3's+). Pray for God to give you opportunities to talk about these things with the children.

### Let Them Take It with Them



Make copies of the craft/take home sheets, if you are not already using them as one of your activities. You may also want to make copies of the story (see take-home version of each story included in Appendix C with the other take home resources) to have for parents to use with their children at home. There's a link on each craft/take home sheet to the story, if you don't make hard copies.

### Store It



After your session is over, collect the resources and store them for future use. This curriculum can be used over and over for years to come.

## Unit 12: God's People Live for Him

### UNIT OVERVIEW

We become God's people when we turn away from our sins and trust in Jesus as our Savior. When we do, God forgives our sins, and we begin a whole new way of life. God's people no longer live life just to please themselves. They want to honor God with their whole lives, like Jesus did. They seek to love God most of all and love all people, too.

In this unit we will learn eight ways that God's people live for Him.

### UNIT BIBLE VERSE: Ephesians 5:1-2

"Be imitators of God, as beloved children. And walk in love, as Christ loved us and gave himself up for us."

### BIG QUESTION UNDER INVESTIGATION: How Should God's People Live?

**ANSWER:** They Should Live Like Jesus!

#### OPTIONAL Big Question 12 INTRODUCTION LESSON (Use Hide 'n' Seek Kids Unit 12 Material)

Story: The Case of the Runaway Who Came Back *Philemon*

Bible Verse: Ephesians 5:1-2

#### BIBLE TRUTH 1: By Asking God for His Help (3 Lessons Available)

Story: The Case of the Hardest Thing *Matthew 26-28; Mark 14-16; Luke 22-24; John 18-21*

Bible Verse: Hebrews 4:16



#### BIBLE TRUTH 2: By Loving God Most of All (3 Lessons Available)

Story: The Case of the Man Who Left His Money *Matthew 9; Mark 2; Luke 5*

Bible Verse: Deuteronomy 6:4-5

#### BIBLE TRUTH 3: By Loving Other People as God Has Loved Them

(3 Lessons Available)

Story: The Case of the Man Who Kept on Loving *Acts 6-7*

*Luke 3:15-18, 21-23; John 1:19-34*

Bible Verse: 1 Corinthians 13:4-8

#### BIBLE TRUTH 4: By Trusting God and Being Happy with What He Wants (3 Lessons Available)

Story: The Case of the Faith that Faced Fire *Daniel 1-3*

Bible Verse: Proverbs 3:5-6

#### BIBLE TRUTH 5: By Learning God's Word and Obeying It (3 Lessons Available)

Story: The Case of the Lost Treasure *2 Kings 22; 23:1-20, 24; 2 Chronicles 34:8-33*

Bible Verse: Psalm 119:11, 15-16

#### BIBLE TRUTH 6: By Saying "No" to Disobeying God (3 Lessons Available)

Story: The Case of the Escape that Waited *1 Samuel 17:19, 23-24, 27, 31; 2 Samuel 5-6*

Bible Verse: 1 Corinthians 10:13

#### BIBLE TRUTH 7: By Telling the Good News of Jesus (3 Lessons Available)

Story: The Case of the Beautiful, Busy Feet *Acts*

Bible Verse: Romans 10:13-15

#### BIBLE TRUTH 8: By Making Much of God (3 Lessons Available)

Story: The Case of the Boastful Man

*Acts 7-9, 22; Romans; 1 & 2 Corinthians; Ephesians; Philippians*

Bible Verse: Psalm 66:1-3, 5, 16

## Deep Down Detectives ESV Songs 12 Track Numbers

This is a listing of all songs mentioned in the unit curriculum. You may or may not choose to use all of the songs. They are listed in easy-reference order--NOT in the order used in the curriculum. You may choose to simply burn a CD/load them onto an mp3 device in this order. Or, you may want to do what we do: choose the songs we want to use and create a play list of them in that order. Then, we burn a CD/upload the play list onto an mp3 device. A teacher only has to click forward to the next song, instead of hunting for the right track. The track number have been included as part of the title of each song, teachers will still have a reference to the track number listed in the curriculum (same as those listed below), even if you change the order on your customized play list.

### SONGS USED EVERY UNIT OF THE CURRICULUM

- 1 The Classroom Song v.1
- 2 The Classroom Song v.2
- 3 The Classroom Song v.3
- 4 The Classroom Song v.4
- 5 Deep Down Detectives Theme Song
- 6 The Classroom Rules Song
- 7 Let's Pray Song
- 8 The Big Question Box Song
- 9 The Bible Chant Song
- 10 ACTS Prayer Song (Short Version)
- 11 ACTS Prayer Song (Full Version)

*listen to or download songs for free at <https://praisefactory.org:Deep Down Detectives Music page>*

#### Why the Extra Songs?

Deep Down Detectives is a curriculum used by a wide age-span of kids. Sometimes one of the other songs is a better fit for your kids. Or, you may simply want to teach them more songs on the same Bible Truth. Use as many or as few as you want.

### UNIT 12: GOD'S PEOPLE LIVE FOR HIM

- 12 Big Q & A 12 Song
- 13 Big Question 12 Song: How Should God's People Live Each Day?
- 14 Big Question 12 Bible Verse Song: Walk in Love Ephesians 5:1-2, ESV
- 15 Extra Big Question 12 Bible Verse Song: Let Everyone Who Names the Name 2 Timothy 2:19,22, ESV
- 16 Big Question 12 Hymn: Trust and Obey, v.1
- 17 Big Question 12 Praise Song: I Have Decided to Follow Jesus

#### How Should God's People Live? They Should Live Like Jesus...

##### Bible Truth 1: By Asking God for His Help

- 18 Bible Verse: Let Us with Confidence Hebrews 4:16, ESV
- 19 Extra Bible Verse: Let Us Then Draw Near Hebrews 4:16, ESV (other version)
- 20 Extra Bible Verse: Help Us, O God of Our Salvation Psalm 79:9, ESV
- 21 Extra Bible Verse: We All With Unveiled Face 2 Corinthians 3:18, ESV

##### Bible Truth 2: By Loving Him Most of All

- 22 Bible Verse: Hear, O Hear Deuteronomy 6:4-5, ESV
- 23 Extra Bible Verse: Your Steadfast Love Is Better than Life Psalm 63:3-4, ESV

##### Bible Truth 3: By Loving Other People as God Has Loved Them

- 24 Bible Verse: Love 1 Corinthians 13:4-8, ESV
- 25 Extra Bible Verse: Love Is Patient 1 Corinthians 13:4-8, ESV

##### Bible Truth 4: By Trusting God and Being Happy With What He Wants

- 26 Bible Verse: Trust Proverbs 3:5-6, ESV
- 27 Extra Bible Verse: Trust in the LORD Proverbs 3:5-6, ESV (other version)
- 28 Extra Bible Verse: May the God of Hope Romans 15:13, NIV 1984
- 29 Extra Bible Verse: Let the Morning Bring Me Psalm 143:5,8, NIV 1984
- 30 Extra Bible Verse: For a Little While 1 Peter 1:6-7, NIV 1984
- 31 Extra Bible Verse: If God Is for Us Romans 8:31,32,35,37-39, ESV
- 32 Extra Bible Verse: Many Walk as Enemies Philippians 3:18,19,20, ESV
- 33 Extra Bible Verse: You Were Publicly Exposed Hebrews 10:32-36, ESV

##### Bible Truth 5: By Learning God's Word and Obeying It

- 34 Bible Verse: I Have Stored Up Your Word Psalm 119:11,15-16, ESV
- 35 Extra Bible Verse: If Anyone Loves Me John 14:23, ESV
- 36 Extra Bible Verse: Jesus Answered John 14:23-24, ESV (other version)
- 37 Extra Bible Verse: For We Are God's Workmanship Ephesians 2:10; 6:7-8, NIV 1984

##### Bible Truth 6: By Saying "No" to Disobeying God

- 38 Bible Verse: No Temptation 1 Corinthians 10:13, ESV
- 39 Extra Bible Verse: No Temptation Has Overtaken You 1 Corinthians 10:13, ESV (other version)
- 40 Extra Bible Verse: Count It All Joy James 1:2-4, ESV

##### Bible Truth 7: By Telling the Good News of Jesus

- 41 Bible Verse: How Beautiful Romans 10:13-15, ESV
- 42 Extra Bible Verse: Be My Witnesses Acts 1:8, ESV

##### Bible Truth 8: By Making Much of God

- 43 Bible Verse: Shout with Joy to God Psalm 66:1-3,5,9,16, ESV
- 44 Extra Bible Verse: As Each Has Received a Gift 1 Peter 4:10-11, ESV
- 45 Extra Bible Verse: Gift, Gift, Gift 1 Peter 4:10-11, ESV (other version)
- 46 Extra Bible Verse: I Will Bless the Lord at All Times Psalm 34:1,3,8,10, ESV

**Big Question 12, Bible Truth 2 Overview: Key Concepts**

p.1

**Unit 12: God's People Live for Him**

**Unit Big Question (and Answer):** How Should God's People Live? They Should Live Like Jesus!

**Unit Bible Verse:** "Be imitators of God, as beloved children. And walk in love, as Christ loved us and gave himself up for us." --Ephesians 5:1-2, ESV

**Bible Truth 2 Concept: They Should Live Like Jesus... By Loving God Most of All!**

Jesus loved God most of all. Jesus' love was more than a nice feeling inside His heart. Jesus lived out His love for God. He lived it out by loving God with the thoughts in His mind. He lived out His love with every word He spoke. He lived it out by always obeying God's laws in all that He did.

God wants His people to love Him like Jesus did, too. He wants them to love Him more than anyone or anything else. He wants them to love Him in their thoughts and their words. He wants them to love Him by obeying His good laws in all that they do, too.

God's people know that they can never love God perfectly like Jesus did. They are sinners. He is the perfect Son of God. But, they know that God promises to help them love Him most of all, by His Holy Spirit living in their hearts. We can become God's people, too, when we turn away from our sins and trust in Jesus as our Savior. Then, God will help us love Him most of all, too.

**Bible Truth 2 Bible Verse: Deuteronomy 6:4-5, ESV**

"Hear, O Israel: The LORD our God, the LORD is one. You shall love the LORD your God with all your heart and with all your soul and with all your might."

**Learn a Little:** "Love the LORD your God with all your heart, all your soul, and all your might."

**Meaning**

These verses tell us that the LORD is one--He's the one, true God. Moses first spoke these words to the people of Israel, but they are true for us all. God wants everyone to love Him most of all. He wants us to love Him with all our heart, soul, and strength. That's every bit of us! The best, first step to loving God most of all is to turn away from our sins and trust in Jesus as our Savior. This is how we become God's people.

**Bible Truth 2 ACTS Prayer**

- A** God, we praise You for giving us Jesus so we can know how we should love You.
- C** God, please forgive us for not loving You most of all. Too often we choose to love other people, things, and even ourselves, more than we love You. We need a Savior!
- T** Thank You, God, for promising to help us live like Jesus. You can help us to love You the way You want us to.
- S** God, please work in our hearts. Help us turn away from our sins and trust in Jesus as our Savior. Make us Your people. Help us to love You and live like You want us to live. Help us to love You most of all.

In Jesus' name we pray, Amen.

**Bible Truth 2 Story**

**The Case of the Man Who Left His Money** *Matthew 9; Mark 2; Luke 5*

**Songs Used in Bible Truth 2**

Big Q & A 12 Song

Big Question 12 Song: How Should God's People Live?

Big Question 12 Bible Verse Song: Walk in Love Ephesians 5:1-2, ESV

*Extra Big Question 12 Bible Verse Song: Let Everyone Who Names the Name 2 Timothy 2:19,22, ESV*

Big Question 12 Hymn: Trust and Obey, v.1


Big Question 12 Praise Song: I Have Decided to Follow Jesus


Bible Truth 2 Bible Verse Song: Hear, O Hear Deuteronomy 6:4-5, ESV

*Extra Bible Truth 2 Bible Verse Song: Your Steadfast Love Is Better than Life Psalm 63:3-4, ESV*


*listen to or download songs for free at <https://praisefactory.org>: Deep Down Detectives Music page*

**1. GETTING STARTED**

 = follow the stars for a short & simple lesson plan

<b>Intake Activity Ideas</b>	<b>Choose one of these open-ended activities to include children as they join the class:</b>
<b>Free Play Time</b> <i>suggestions in Appendix D</i>	 Offer your own or some of the easy-to-make, free play activities suggested in Appendix D.
<b>OR Sing-along Music Time</b>  <i>lyrics and sheet music, Appendix A</i>  <i>listen to or download songs for free at <a href="https://praisefactory.org:Deep Down Detectives Music page">https://praisefactory.org:Deep Down Detectives Music page</a></i>	<p>Music from Deep Down Detectives (DDD) ESV Songs 12:</p> <p>Big Q &amp; A 12 Song <span style="float: right;"><i>DDD ESV Songs 12, track 12</i></span></p> <p>Big Question 12 Song <span style="float: right;"><i>DDD ESV Songs 12, track 13</i></span></p> <p>Big Question 12 (Unit) Bible Verse Song: Walk in Love Ephesians 5:1-2, ESV <span style="float: right;"><i>DDD ESV Songs 12, track 14</i></span></p> <p>Extra Big Question 12 (Unit) Bible Verse Song: Let Everyone Who Names the Name 2 Timothy 2:19,22, ESV <span style="float: right;"><i>DDD ESV Songs 12, track 15</i></span></p> <p>Big Question 12 Hymn: Trust and Obey, v.1 <span style="float: right;"><i>DDD ESV Songs 12, track 16</i></span></p> <p>Big Question 12 Praise Song: I Have Decided to Follow Jesus <span style="float: right;"><i>DDD ESV Songs 12, track 17</i></span></p> <p>Bible Truth 2 Bible Verse Song: Hear, O Hear Deuteronomy 6:4-5, ESV <span style="float: right;"><i>DDD ESV Songs 12, track 22</i></span></p> <p>Bible Truth 2 Extra Bible Verse Song: Your Steadfast Love Is Better than Life Psalm 63:3-4, ESV <span style="float: right;"><i>DDD ESV Songs 12, track 23</i></span></p> <p><i>Add more fun to Sing-along Music Time by adding a Music, Movement &amp; Memory Activity. These activities are listed on p.10 of this lesson plan with the Response Activities. Instructions found in Appendix B.</i></p>
<b>OR Bible Verse Memory Game</b>  <i>instructions found in Appendix B</i>	<p>Lesson 1 Game: Bean Bag Catch</p> <p>Lesson 2 Game: Animal Cube</p> <p>Lesson 3 Game: Fill'er Up</p> <p><i>These activities are also included on p.10 of this lesson plan with the Response Activities.</i></p>

**2. OPENING CIRCLE TIME (introduce the Bible Truth and tell the related Bible story)**

<b>Gathering the Children</b>  <i>lyrics and sheet music, Appendix A</i>	<p><i>Sing verse 1 of The Classroom Song to gather the children for Circle Time.</i></p> <p><b>The Classroom Song, verse 1</b> <span style="float: right;"><i>DDD ESV Songs 12, track 1</i></span></p> <p>Let's gather together to worship God, Let's gather together to worship God, Let's gather together to worship God, Come gather here with me!</p>
<b>Welcome to Deep Down Detectives</b>	 "Welcome to Deep Down Detectives. We're so glad you've joined us! Detectives are people who look for answers to questions. In Deep Down Detectives, we look for answers to big questions about God. We dig deep down in the truths of God's Word to find them."

**2. OPENING CIRCLE TIME, continued**



= follow the stars for a short & simple lesson plan

<p><b>Deep Down Detectives Theme Song</b></p> <p><i>lyrics and sheet music, Appendix A</i></p>	<p>"Let's sing our Deep Down Detectives Theme Song."</p> <p><b>Deep Down Detectives Theme Song</b> <span style="float: right;">DDD ESV Songs 12, track 5</span></p> <p>We're Deep Down Detectives,                  diggin' deep in God's Word,                  For truths about God and His plans for this world,                  We're seeking to love Him, with all of our heart,                  We're Deep Down Detectives!                  Come on! Let's start!</p>
<p><b>Classroom Rules Song</b></p> <p><i>lyrics and sheet music, Appendix A</i></p>	<p>There are two very important things that Deep Down Detectives do together: we worship God and we love one another. Our Classroom Rules Song reminds us how we should act. Let's sing it."</p> <p><b>Classroom Rules Song</b> <span style="float: right;">DDD ESV Songs 12, track 6</span></p> <p>Shh, be quiet while someone is talking,                  Raise your hand, if you have something to say,                  Don't touch your friend, sitting beside you,                  Obey your teachers, Be kind as you play.                  These are our classroom rules,                  These are our classroom rules,                  They help us worship God and love one another,                  These are our classroom rules.</p>
<p><b>Opening Prayer Time</b></p> <p><i>lyrics and sheet music, Appendix A</i></p>	<p>"Children, we need God's help to keep these rules. Let's ask Him to help us right now. Let's get ready and pray."</p> <p><b>Let's Pray</b> <span style="float: right;">DDD ESV Songs 12, track 7</span></p> <p>1-2-3!                  Fold your hands,                  Bow your head,                  Close your eyes.                  Let's pray! (<i>repeat</i>)</p> <p>"Let's pray:"</p> <p><b>Opening Prayer</b></p> <p>Dear Lord,                  We're so glad to get to gather together to worship You!                  Please help us keep the classroom rules.                  Please help us to love You and learn about You today.                  In Jesus' name we pray. Amen.</p>



**2. OPENING CIRCLE TIME, continued**

★ = follow the stars for a short & simple lesson plan

**Reveal the Big Question**  
**Introduce the Big Question Box/Briefcase**

*lyrics and sheet music, Appendix A*

“Detectives INVESTIGATE things. That means they ask questions and look for answers. Deep Down Detectives investigate big questions about God. The Big Question we are investigating today is right inside our Big Question Box/Briefcase.

**The Big Question Box Song**

*DDD ESV Songs 12, track 8*

We’ve got a big box,  
All closed up and locked,  
Filled with the truths of God’s Word.

We’ve got a brief case,  
There’s no time to waste,  
Come on, kids, let’s open it up!

**The Big Question under Investigation**

VISUAL AID



of BQB

*Big Question & Answer Sign, front side*

*\*found in the DDD Unit 12 Visual Aids, ESV Book*

Ok, who would like to open for me and pull out the Big Question?”

*Choose a child to open the box/briefcase, take out the Big Question and hand it to you, then hold up the Big Question sign for all the children to see, and say:*

★ The Big Question we are investigating today is Big Question Number 12:

**How Should God’s People Live?**

and the Answer is:

**They Should Live Like Jesus!**

**Big Question Meaning**

★ We become God’s people when we turn away from our sins and trust in Jesus as our Savior. When we do, God forgives our sins, and we begin a whole new way of life. God’s people no longer live life just to please themselves. They want to honor God with their whole lives, like Jesus did. They seek to love God most of all and love all people, too.

**Big Question Songs**

★ “Let’s sing our Big Question Song:

**Big Q & A 12 Song**

*lyrics and sheet music, Appendix A*

**Big Q & A 12 Song**

*(adapted version of “Twinkle, Twinkle, Little Star”)*

*DDD ESV Songs 12, track 12*

How should God’s people live each day?  
They should live like Jesus!  
How should God’s people live each day?  
How should God’s people live each day?  
How should God’s people live each day?  
They should live like Jesus!

**2. OPENING CIRCLE TIME, continued**



= follow the stars for a short & simple lesson plan

<p><b>Learning about the Big Question (use one or both)</b></p> <p>★</p>	<p>Repeat the Big Question and Answer again:                  "How Should God's People Live? They Should Live Like Jesus!"</p> <p>Say: "Hmmm, I wonder what that means... Let's do our action rhyme/sing our song that explains it."</p> <p>Then do the action rhyme or sing the song using any of the optional motions suggested, if desired.</p>	
<p><b>Big Question Action Rhyme</b></p>	<p><b>Big Question 12 Action Rhyme</b></p> <p>Jesus loved God,                  I should, too!                  Jesus loved others,                  I should, too!                  Jesus prayed to God,                  I should, too!                  Jesus obeyed God,                  I should, too!</p> <p>God wants me to live like Jesus,                  In everything                  I think and say and do!</p>	<p><b>(POSSIBLE ACTIONS)</b></p> <p><i>Point up to God in heaven</i>  <i>Point to self</i>  <i>Point out to others</i>  <i>Point to self</i>  <i>Make prayer hands</i>  <i>Point to self</i>  <i>Point up to God in heaven</i>  <i>Point to self</i></p> <p><i>Point up to God in heaven</i>  <i>Touch head, mouth and walk in place</i></p>
<p><b>Big Question (Action Rhyme) Song</b></p> <p>★</p> <p><i>lyrics and sheet music, Appendix A</i></p>	<p><b>Big Question 12 (Action Rhyme) Song</b></p> <p style="text-align: right;"><i>DDD ESV Songs 12, track 13</i></p> <p><b>(POSSIBLE ACTIONS)</b></p> <p><i>Refrain:</i>                  How should God's people live?                  How should God's people live?                  How should God's people live?                  They should live like Jesus!</p> <p><i>Point up to God in heaven</i></p> <p><b>Verse 1</b>                  Jesus loved God most of all,                  He loved all people, too,                  In all that He did and said and thought,                  He loved them thru and thru. (Refrain)</p> <p><i>Touch heart, then point up to God in heaven</i></p> <p><i>Point out to others</i>  <i>Touch heart</i></p> <p><b>Verse 2</b>                  God's people should love God most of all,                  They should love others, too,                  And God the Holy Spirit,                  Will help them in all they do. (Refrain)</p> <p><i>Point up to God in heaven</i>  <i>Point out to others</i></p> <p><i>Touch heart</i></p>	

**2. OPENING CIRCLE TIME, continued**

★ = follow the stars for a short & simple lesson plan

**Learning the Bible Truth**

VISUAL take out  
AID



of BQB

VISUAL AID

All the Bible Truths Sign

★ "They Should Live Like Jesus" is a good beginning, but there's so more to learn. So it's time for us to dig down even deeper for more answers to our Big Question about God. We're going to be learning **EIGHT** Bible truths that all tell us more about what the God is like.

Who would like to hand me the picture with our eight Bible truths on it? It's in the Big Question Box/Briefcase." *Choose a child to get it and hand it to you, then hold it up and show them the pictures of the eight truths they will be learning.*

**Bible Truth Clue**

VISUAL take out  
AID



of BQB

Bible Truth Clue Sign,  
front side  
VISUAL AID

After everyone has had a good look, say...

"Ok, we've learned one truth about how to live for God. It's this one: "By Asking God for His Help" (point to picture as you identify the Bible Truth). Now let's look at our Bible Truth Clue sign and see if we can figure out which of these eight truths we will be learning about today. Who would like to get it out of the Big Question Briefcase for me?"

*Choose a child to open the briefcase, take out the Bible Truth Clue sign and hand it to you. Hold up the front side for the children to see. Cover up the answer, written along the bottom, and say:*

**"How Should God's People Live?  
They Should Live Like Jesus!  
By Loving God \_\_\_ of All!"**

**Hint**

We're missing one word. Here's the hint to what the missing word is. It says: "This word means that we love God more than anyone or anything else. It starts with an "m" and it rhymes with "toast."

Can you guess? It's "MOST." So, the Bible Truth we are learning today is:

*(uncover answer from bottom of sign, show it to them and say:)*

★ **"How Should God's People Live?  
They Should Live Like Jesus!  
By Loving God MOST of All!"**

**Bible Truth Meaning**

★ And here is what this Bible Truth means: *(read the meaning off of the back of the sign, say:)*

Jesus loved God most of all. Jesus' love was more than a nice feeling inside His heart. Jesus lived out His love for God. He lived it out by loving God with the thoughts in His mind. He lived out His love with every word He spoke. He lived it out by always obeying God's laws in all that He did.

God wants His people to love Him like Jesus did, too. He wants them to love Him more than anyone or anything else. He wants them to love Him in their thoughts and their words. He wants them to love Him by obeying His good laws in all that they do, too.

God's people know that they can never love God perfectly like Jesus did. They are sinners. He is the perfect Son of God. But, they know that God promises to help them love Him most of all, by His Holy Spirit living in their hearts. We can become God's people, too, when we turn away from our sins and trust in Jesus as our Savior. Then, God will help us love Him most of all, too.

**2. OPENING CIRCLE TIME, continued**



= follow the stars for a short & simple lesson plan

**Learning the Bible Verse**

"And how do I know this is true? God tells me so in His special book, the Bible."

**The Bible Chant Song**

Say or sing the Bible Chant Song.

lyrics and sheet music, Appendix A

**The Bible Chant Song**

DDD ESV Songs 12, track 9

The Bible, the Bible,  
Let's get out the Bible.  
Let's hear what God has to say.  
The Bible, the Bible,  
God's given us the Bible.  
It's His Word for us to learn and obey! Yay!

**Bible Verse**

DDD 12.2 Bible Verse-front side (in the DDD Bible folder)

VISUAL AID Place verse in take out



of BQB  
DDD Bible Folder

\*found in the DDD Unit 12 Visual Aids, ESV Book

"Who would like to get our Bible folder out of the Big Question Briefcase for me?"

Choose a child to open the briefcase, take out the "Bible" folder and hand it to you. Remove the Bible Verse Picture from the "Bible" folder and hold it up for all the children to see, then say:

Deuteronomy 6:4-5 tells us:



**Deuteronomy 6:4-5, ESV**

"Hear, O Israel: The LORD our God, the LORD is one. You shall love the LORD your God with all your heart and with all your soul and with all your might."

**Learn a Little:** "Love the LORD your God with all your heart, all your soul, and all your might."


**Bible Verse Meaning**



**What does that mean?**

These verses tell us that the LORD is one--He's the one, true God. Moses first spoke these words to the people of Israel, but they are true for us all. God wants everyone to love Him most of all. He wants us to love Him with all our heart, soul, and strength. That's every bit of us! The best, first step to loving God most of all is to turn away from our sins and trust in Jesus as our Savior. This is how we become God's people.

**2. OPENING CIRCLE TIME, continued**

 = follow the stars for a short & simple lesson plan

**Bible Verse  
Song**

*lyrics and sheet music,  
Appendix A*

*You might also enjoy:*

Your Steadfast Love Is  
Better than Life  
Psalm 63:3-4, ESV  
*DDD ESV Songs 12,  
track 23*

We've said our Bible verse, now let's sing it!

**Hear, O Hear: Deuteronomy 6:4-5**

*DDD ESV Songs 12, track 22*

Hear, O hear, O Israel,  
Hear, O hear, O Israel,  
The LORD your God, the LORD is one.  
You shall love the LORD your God  
with all your heart,  
You shall love the LORD your God  
with all your soul,  
You shall love the LORD your God  
with all your might.  
Deuteronomy Six, four through five.

**2. OPENING CIRCLE TIME, continued**



= follow the stars for a short & simple lesson plan

<p><b>Getting into the Case</b></p>	<p>"Now it's time to do a bit more deep down investigating. Let's see what Detective Dan wants us to help him figure out. Would someone like to get it out for me?"</p>
<p><b>Listening Assignments</b></p> <p>Place in  take out  of BQB</p>	<p><b>NOTE: Listening assignments are most suitable for ages 3+. Skip straight to the Bible story (see bottom of this page), if working with 2 year olds.</b></p> <p>"Let's open up our listening assignment and see what we are supposed to figure out today.</p> <p>Choose a child to take out the Listening Assignment (from the DDD Bible Folder) and hand it to you. Read Detective Dan's letter to the children that includes the listening assignment. The listening assignments are summarized below:</p>
<p>VISUAL AID</p> <p></p> <p>DDD Unit 12 Visual Aids, ESV</p>	<p><b>Detective Dan's Lesson #1 Listening Assignment:</b></p> <p>I need to know:</p> <ol style="list-style-type: none"> <li><b>1. Who was the man who left his money? Why did he leave it behind?</b></li> <li><b>2. Who did he decide to love even more than his money?</b></li> </ol>
<p>VISUAL AID</p> <p></p> <p>DDD Unit 12 Visual Aids, ESV</p>	<p><b>Detective Dan's Lesson #2 Listening Assignment:</b></p> <p><b>Our Bible Verse is Deuteronomy 6:4-5, ESV:</b></p> <p>"Hear, O Israel: The LORD our God, the LORD is one. You shall love the LORD your God with all your heart and with all your soul and with all your might."</p> <p>I need to know:</p> <ol style="list-style-type: none"> <li><b>1. Who loved money and the nice things in this world more than God?</b></li> <li><b>2. Why did he leave his money and nice things behind?</b></li> </ol>
<p>VISUAL AID</p> <p></p> <p>*Listening Assignment #3 includes the Assignment Sheet, plus 6 clue pictures*</p> <p>DDD Unit 12 Visual Aids, ESV</p>	<p><b>Detective Dan's Lesson #3 Listening Assignment:</b></p> <p>I found six clues, but two of them are <b>NOT</b> in the story. They are: a bag of money, a camel, a pineapple, a town person, a little tax house, and a truck.</p> <p>Hold each of them up for the children to see as you identify them.</p> <p>I need to know:</p> <ol style="list-style-type: none"> <li><b>1. Which four belong in the story and which two don't?</b></li> <li><b>2. Who turned away from their sins and trust in Jesus in the story? What did he do that showed he was a changed man and wanted to instead, love God most of all?</b></li> </ol>
<p><b>Tell the Bible Story</b></p> <p>Place story &amp; pics in  take out  of BQB</p> <p>DDD Unit 12 Visual Aids, ESV</p> <p><b>Story text included in this book right after this lesson plan and in Visual Aids book</b></p>	<p>★ <b>Then say,</b> "Ok, Deep Down Detectives! Put on your best listening ears and see if you can hear the answers to Detective Dan's questions. When I finish telling the story, we will see if we can answer all the questions."</p> <p>★ <b>Bible Story: The Case of the Man Who Left His Money</b></p> <p>Matthew 9; Mark 2; Luke 5</p> <p>Read the Bible Truth story, putting up the storyboard pictures as you tell it. Then, have the children answer the listening assignment. Present the gospel and lead in prayer.</p> <p>*Answers to questions; the gospel; and, ACTS prayer are included with the story text.*</p>

**2. OPENING CIRCLE TIME, continued**

★ = follow the stars for a short & simple lesson plan

<p><b>Story Response Song(s)</b></p> <p><b>Hymn</b></p> <p><i>lyrics and sheet music, Appendix A</i></p>	<p><i>As attention span and time allow, you might want to end with one of the following songs which also tie in with the unit. If desired, use the Music and Movement activity ideas while singing (listed with the Response Activities).</i></p> <p><b>Trust and Obey</b> <span style="float: right;"><i>DDD ESV Songs 12, track 15</i></span></p> <p><b>Verse 1</b></p> <p>When we walk with the Lord, In the light of His Word, What a glory He sheds on our way! While we do His good will; He abides with us still, And with all who will trust and obey.</p> <p><b>Refrain</b></p> <p>Trust and obey, For there's no other way, To be happy in Jesus, But to trust and obey.</p> <p><b>Tie-in:</b> "How should God's people live each day? They should live like Jesus! God's people live like Jesus when they trust and obey God. Jesus always trusted and obeyed His Father in heaven, even when it was very, very hard. God's people go through hard things, too. They might want to be afraid or sad. They might want to be unhappy, but they don't need to be. They can trust God and keep on obeying Him. God will never stop caring for them! God has promised to care for His people every day of their lives. We can become God's people when we turn from our sins and trust in Jesus as our Savior."</p>
--	---






<p><b>Praise Song</b></p> <p><i>lyrics and sheet music, Appendix A</i></p>	<p><b>Praise Song: I Have Decided to Follow Jesus</b> <span style="float: right;"><i>DDD ESV Songs 12, track 16</i></span></p> <p>I have decided to follow Jesus, I have decided to follow Jesus, I have decided to follow Jesus, No turning back, no turning back..</p> <p><b>Tie-in:</b> "How should God's people live each day? They should live like Jesus! The Lord wants us to decide--that is, to say "Yes, I will!"-- to live like Jesus each day. He wants us to love and obey Him. That's what it means to follow Jesus. Let's sing a song about following Jesus."</p>
--	--

**3. TAKING ACTION: Response Activities** *(choose from among these activities)*

<p><b>Transition to Activities</b></p>	<p>★ Well, Deep Down Detectives, you've done a great job diggin' deep down for answers in the truths of God's Word. Now it's time to enjoy some activities."</p> <p><i>Tell children what activity/s you are providing for them: either free play or some of the response activities listed below. When you are ready to dismiss them, use this song to help the children transition in an orderly fashion to their next activity.</i></p>
--	--

<p><b>Classroom Song, verse 2</b></p> <p><i>lyrics and sheet music, Appendix A</i></p>	<p>"Children, let's sing our Time to Play Song. When we are finished you may get up and walk over to our next activity."</p> <p><b>Classroom Song, verse 2</b> <span style="float: right;"><i>DDD ESV Songs 12, track 2</i></span></p> <p>We've gathered together to worship God, We've gathered together to worship God, And now it's time to play.</p> <p><i>Dismiss the children to whatever activities you have prepared for them to do.</i></p>
--	--

**3. TAKING ACTION: Response Activities** (choose from among these activities) ★ = short & simple lesson plan

<p><b>Response Activities</b></p>	<p>Choose one or more activities appropriate for your children, based on classroom time and developmental needs. <b>Add the Discussion Sheet to any activity for deeper learning.</b> ★</p>
<p><b>Bible Verse Memory Game</b></p> <p><i>game directions, Appendix B</i></p>	<p>Though listed with the opening activities, you may choose to use this Bible verse game here instead (or as a repeat).</p> <ul style="list-style-type: none"> <li>Lesson 1 Game: Bean Bag Catch</li> <li>Lesson 2 Game: Animal Cube</li> <li>Lesson 3 Game: Fill 'er Up</li> </ul> <p>Use the Discussion Sheet with this activity for even deeper learning ★</p>  <p>Discussion Questions</p>
<p><b>Music, Movement &amp; Memory Activity</b></p> <p><i>game directions, Appendix B</i></p>	<p>A music activity that uses the songs from the Bible Truth and Big Question unit.</p> <ul style="list-style-type: none"> <li>DDD Songs for this Bible Truth, plus:</li> <li>Lesson 1 Activity: Freeze Frame</li> <li>Lesson 2 Activity: Egg Shakers</li> <li>Lesson 3 Activity: Jingle Bell Hands</li> </ul> <p>Use the Discussion Sheet with this activity for even deeper learning ★</p>  <p>Discussion Questions</p>
<p><b>Bible Story Review Game</b></p> <p><i>game directions, Appendix B</i></p>	<p>A game that uses the storyboard pictures from the story to review the story.</p> <ul style="list-style-type: none"> <li>Lesson 1 Game: Clothespin Line Up and Drop</li> <li>Lesson 2 Game: Deep Down Detectives Clue Hunt</li> <li>Lesson 3 Game: Run to the Grocery Store</li> </ul> <p>Use the Discussion Sheet with this activity for even deeper learning ★</p>  <p>Discussion Questions</p>
<p><b>Coloring Pages/ Take Home Sheets</b></p> <p><i>in Appendix C</i></p> <p>★</p>	<p>A coloring page related to the lesson assignment question is provided for each lesson. On the back of each are the key concepts, a few questions and a song for parents to use with their children.</p> <p>NOTE: Upgrade your coloring sheet to a more interesting craft by offering simple embellishments, such as jiggly eyes, craft sand, glitter, glitter glue, colored paper dots (made with a hole punch), fabric scraps, etc. Make cut-to-size glued-on clothes, hair, etc for characters by using a copy of the coloring sheet, cutting out the selected portions and making them the patterns for whatever you want to cut out of fabric.</p> <ul style="list-style-type: none"> <li>Lesson 1 Coloring Sheet Emphasis: Bible Truth</li> <li>Lesson 2 Coloring Sheet Emphasis: Bible Verse</li> <li>Lesson 3 Coloring Sheet Emphasis: ACTS Prayer</li> </ul> <p>Use the Discussion Sheet with this activity for even deeper learning ★</p>  <p>Discussion Questions</p>
<p><b>Extra Crafts: Big Question Craft</b></p> <p><i>in Appendix C</i></p> <p><b>Bible Verse Craft</b></p> <p><i>in Appendix C</i></p> <p><b>Bible Story Puzzle</b></p> <p><i>in Appendix C</i></p>	<p><b>These crafts are slightly more complex than the coloring/take home sheets:</b></p> <p><b>The Bible Concept Go-and-Tell Craft</b> is a craft that summarizes the Bible concept and includes the Bible verse is included for those desiring more than a coloring sheet. This more complex craft will involve gluing, sticking, etc. Can be used at any time.</p> <p>The <b>Bible Story Coloring Sheet</b> provides a tie in between the Bible story and the Bible truth they are learning.</p> <p>The <b>Storyboard Picture Placement Page</b> has been made into a puzzle that can be cut out and re-assembled by the children. This provides a nice summary of the story.</p> <p>Use the Discussion Sheet with these activities for even deeper learning ★</p>  <p>Discussion Questions</p>
<p><b>Free Play Activities</b> ★</p> <p><i>ideas in Appendix D</i></p>	<p>Offer your own or some of the easy-to-make, free play activities suggested in Appendix D.</p>



**4. CLOSING CIRCLE TIME** *(End-of-session activities for the last 5-10 minutes of class time)*

 = short & simple lesson plan

<p><b>Transition to Closing Circle</b></p> <p><b>Classroom Song, verse 3</b></p> <p><i>lyrics and sheet music, Appendix A</i></p>	<p><i>Use this song to help the children transition in an orderly fashion. Start singing this song and ask the children to gather with you for Closing Circle Time.</i></p> <p><b>Classroom Song, verse 3</b> <span style="float: right;"><i>DDD ESV Songs 12, track 3</i></span></p> <p>It's time to get ready to go and tell, It's time to get ready to go and tell, Come gather here with me.</p>
<p><b>Closing Circle Time</b></p> <p><b>Classroom Song, verse 4</b></p> <p><i>lyrics and sheet music, Appendix A</i></p>	<p><i>When children are settled in the circle, say:</i></p> <p>"It's almost time for your parents to come pick you up. And do you know what that means? It means.... (draw this out to build anticipation and excitement)...that it's almost time to go home and....it's almost time to...Go and Tell! We have learned some big news about God today. God wants us to take and tell it to the whole world!"</p> <p><b>Classroom Song, verse 4</b> <span style="float: right;"><i>DDD ESV Songs 12, track 4</i></span></p> <p>So what's our big news to go and tell, So what's our big news to go and tell, Can you tell me now?</p>
<p><b>Big News to Tell</b></p> <p><b>Big Question 12</b></p> <p><i>VISUAL AID</i></p> <div style="border: 1px solid black; background-color: #90EE90; padding: 5px; display: inline-block; margin: 5px 0;"><b>#1</b></div> <p><i>*found in DDD Unit 12 Visual Aids, ESV Book lyrics and sheet music, Appendix A</i></p> <p><b>Big Question 12, Bible Truth 2</b></p> <p><i>VISUAL AID</i></p> <div style="border: 1px solid black; background-color: #90EE90; padding: 5px; display: inline-block; margin: 5px 0;"><b>#3</b></div>	<p>"Let's see....there's so much big news to tell! There's so much we've learned!</p> <p>First of all, can you tell me the answer to our <b>Big Question: "How Should God's People Live?"</b> <i>Hold up the Bible Truth Clue Picture.</i></p> <p>Say the answer with me: <b>"They Should Live Like Jesus!"</b></p> <p><i>(If desired, you can sing one/both of the Big Question songs.)</i> <span style="float: right;"><i>DDD ESV Songs 12, tracks 12,13</i></span></p> <p>And what's one way He does this? What did we learn? <i>Point to the picture.</i></p> <p><b>By Loving God Most of All!</b></p> <p>"And how do I know this is true? Can you tell me? Say it with me: <b>"The Bible tells me so!"</b> That's right!</p>
<p><b>Big Question 12, Bible Truth 2 Bible Verse</b></p> <p><i>VISUAL AID</i></p> <div style="border: 1px solid black; background-color: #90EE90; padding: 5px; display: inline-block; margin: 5px 0;"><b>#4</b></div> <p><i>*found in the DDD Unit 12 Visual Aids, ESV Book lyrics and sheet music, Appendix A</i></p>	<p>We learned: <b>Deuteronomy 6:4-5, ESV:</b></p> <p>"Hear, O Israel: The LORD our God, the LORD is one. You shall love the LORD your God with all your heart and with all your soul and with all your might."</p> <p><b>Learn a Little:</b> "Love the LORD your God with all your heart, all your soul, and all your might."</p> <p>These verses tell us that the LORD is one--He's the one, true God. Moses first spoke these words to the people of Israel, but they are true for us all. God wants everyone to love Him most of all. He wants us to love Him with all our heart, soul, and strength. That's every bit of us! The best, first step to loving God most of all is to turn away from our sins and trust in Jesus as our Savior. This is how we become God's people.</p> <p><i>(If desired, you can sing the Bible verse song.)</i> <span style="float: right;"><i>DDD ESV Songs 12, track 22</i></span></p>

**4. CLOSING CIRCLE TIME, continued**



= follow the stars for a short & simple lesson plan

<p><b>Closing ACTS Prayer Time</b></p> <p><b>ACTS Prayer Chant</b></p> <p><i>lyrics and sheet music, Appendix A</i></p>	<p><i>Let's ask God to help us to remember this and even tell others this good news. Let's get ready and pray our ACTS prayer.</i></p> <p><i>And what does ACTS mean? Let's sing/say our ACTS Prayer Chant!</i></p> <p><b>ACTS Prayer Chant Song</b> <span style="float: right;"><i>DDDESV Songs 12, tracks 10,11</i></span></p> <p>A, Adoration, God, we praise You!                  C, Confession, Forgive us our sins.                  T, Thanksgiving, Thank You for Jesus,                  S, Supplication, Help us to live like Him.</p> <p style="text-align: right;">That's the ACTS prayer, my friend,                  Bow your head, Close your eyes, Shhh,                  Let's begin.</p>
---	---

<p><b>Closing ACTS Prayer</b></p>	<p>"Let's pray!"</p> <p><i>Lead the children in the ACTS prayer for this Bible Truth.</i></p> <p><b>A</b> God, we praise You for giving us Jesus so we can know how we should love You.</p> <p><b>C</b> God, please forgive us for not loving You most of all. Too often we choose to love other people, things, and even ourselves, more than we love You. We need a Savior!</p> <p><b>T</b> Thank You, God, for promising to help us live like Jesus. You can help us to love You the way You want us to.</p> <p><b>S</b> God, please work in our hearts. Help us turn away from our sins and trust in Jesus as our Savior. Make us Your people. Help us to love You and live like You want us to live. Help us to love You most of all.</p> <p>In Jesus' name we pray, Amen.</p>
-----------------------------------	---

**5. TAKING IT HOME** *(Take Home Sheet)*

<p><b>Clean up and Dismissal</b> </p>	<p>"Now it's time to work together and clean up."  <i>Have the children join you in cleaning up the room.</i></p>
<p><b>Coloring Pages/ Take Home Sheets</b> </p> <p><i>in Appendix C</i></p>	<p><i>Give out the craft/take home sheet and any other papers from the session, as you dismiss children from class.</i></p> <p><i>(Reminder: The back side of the coloring page is the take home sheet for each lesson.)</i></p>
<p><b>Bible Story to Take-Home</b></p> <p><i>in Appendix C</i></p>	<p>You may also want to include a copy of the story along with the take home sheet. (However, each coloring sheet/take home sheet includes a note to parents telling where they can download the story from the Parent Resources section on the website.</p>

**The Case of the Man Who Left His Money***Matthew 9; Mark 2; Luke 5***Story-telling Tips**

Ahead of time:

1. Read the Bible verses and story. Pray!
2. Choose story action cues and prepare storyboard figures/story scenes, if using. (In Visual Aids book)
3. Practice telling story with the storyboard pictures, timing your presentation. Shorten, if necessary.

During your presentation:

1. Maintain as much eye contact as possible as you tell the story.
2. Put up storyboard figures/add story action cues/hold up storybook scenes as you tell the story. Allow the children to help you put them on the board, if desired.
3. Include the children in your story with a few questions about what they think will happen or words/concepts that might be new to them.
4. Watch the kids for signs that their attention span has been reached. Shorten, if necessary.

**INTRODUCTION/ LISTENING ASSIGNMENTS**

**“Our story is called: The Case of the Fight with Fire. Here is your listening assignment.”** Read from Detective Dan’s Listening Assignment signs, but questions are summarized below:

**Detective Dan’s Lesson #1 Listening Assignment:**

I need to know:

1. **Who was the man who left his money? Why did he leave it behind?**
2. **Who did he decide to love even more than his money?**

**Detective Dan’s Lesson #2 Listening Assignment:****Our Bible Verse is Deuteronomy 6:4-5, ESV:**

“Hear, O Israel: The LORD our God, the LORD is one. You shall love the LORD your God with all your heart and with all your soul and with all your might.”

I need to know:

1. **Who loved money and the nice things in this world more than God?**
2. **Why did he leave his money and nice things behind?**

**Detective Dan’s Lesson #3 Listening Assignment:**I found six clues, but two of them are **NOT** in the story.

They are: a bag of money, a camel, a pineapple, a town person, a little tax house, and a truck.

*Hold each of them up for the children to see as you identify them.*

I need to know:

1. **Which four belong in the story and which two don’t?**
2. **Who turned away from their sins and trust in Jesus in the story? What did he do that showed he was a changed man and wanted to instead, love God most of all?**

**Read the assignment questions, THEN SAY,**

“Ok, Deep Down Detectives! Put on your best listening ears and see if you can hear the answers to Detective Dan’s questions. When I finish telling the story, we will see if we can answer all the questions.”

*Read the Bible Truth story, answer questions, present the gospel and lead in prayer.*

*Answers to questions; the gospel; and, ACTS prayer are included with the story text.*

**The Case of the Man Who Left His Money** *Matthew 9; Mark 2; Luke 5**Story with lines separating paragraphs (text in bold, optional interaction cues in italics)*

**Jesus had good news to tell everyone. "The time has come. The kingdom of God is near. Repent and believe the good news!" Jesus told them.**

**"The kingdom of God is NEAR? What does THAT mean? What IS this kingdom of God? How can we be part of it?" many wondered. They gathered around Jesus to hear what He would say.**

**"The kingdom of God is so wonderful. It's worth giving up everything to be a part of it. It's knowing and enjoying God as His people. It's loving God most of all and living for Him," Jesus taught the people.**

**"But WHERE is this kingdom of God, and WHEN is it coming?" the people wanted to know. The other teachers taught that God's great Messiah-King would come soon and get rid of God's enemies. He would rule in the land of Israel. Now, they wanted to hear what Jesus had to say.**

**Jesus amazed the people with His different teaching. Jesus taught them that the kingdom of God is ALREADY in HEAVEN with God. It's a place where everyone loves God most and lives for Him always. It's where God's people go to live with God when they die.**

**And, the Kingdom of God is COMING to EARTH, Jesus promised. One day, He, God's great Messiah-king, will come back to end sin and death. He will be king forever over God's people in the new earth God promised to make.**

**But most amazing of all, Jesus told them, "God's kingdom can be in your HEART—TODAY! Repent --turn away from your sins. Believe -- trust in Me as your Savior," He said.**

*Where did Jesus say God's kingdom can be inside of us? Can you tell me?*

**"This is the gospel, the good news I've come to tell you! Come! The kingdom of God is NEAR! It's NOW!" Jesus exclaimed.**

**Wow! Jesus' good news was the BEST news the people had ever heard! They didn't have to wait for heaven or even until Jesus came back. They could be part of God's kingdom that very day!**

**But as BIG and as GOOD as this news was, it wasn't EASY news to live out. Why? Because our hearts are sinful. We find other THINGS to LOVE more than God. We choose other WAYS to LIVE instead of God's good way. There are so many things that we must STOP loving and STOP doing if we are to love God most of all. That can be so very, very hard! Oh, how the sin in our hearts gives us trouble!**

*Do you ever want something that God has said "no" to in His good laws? I do!*

*Story with lines separating paragraphs (text in bold, optional interaction cues in italics)*

---

**A man named Matthew knew this. Matthew did NOT love God most of all. He loved money and the nice things he could buy, instead.**

**And, while Matthew had grown up learning about God and His good laws, he had chosen NOT to obey them. Matter of fact, Matthew had chosen to do the very opposite: He had chosen to break God's good laws to get more money and more nice things for himself.**

**For like Zacchaeus (who we learned about a few stories earlier), Matthew was a tax collector who gathered money for Caesar, the big, Roman king who had taken over the land of Israel. And like Zacchaeus, Matthew did many bad things to make people give him lots of money, so he could be rich, rich, rich!**

---

**Day after day, Matthew sat in his tax house on the road near the Sea of Galilee and the town of Capernaum. "Stop! Pay your taxes," Matthew would say to the people loaded down with things to sell.**

**He looked over their loads and told them how much to pay. The more stuff, the more taxes they owed. Matthew always made them pay enough to make big, King Caesar happy, plus a lot more to keep for himself.**

---

**Matthew squeezed lots of tax money from the people of Capernaum, too. He did whatever it took to get enough for Caesar, plus a lot more for himself. The people hated Matthew. They wanted nothing to do with him. They wouldn't even let him in the worship place to worship God. Perhaps Matthew had a big house, lots of nice things, and loads of money, but he had lost many friends. He had broken his friendship with them by the mean, greedy things he had done.**

---

**But Matthew's bad life had broken his friendship with SOMEONE ELSE, too. Someone far more important than the people in Matthew's town. Can you guess who?**

Can you guess?

**It was God! Matthew had chosen to love money and nice things most of all. He had chosen to break God's good laws, and he refused to repent. Oh, how very broken was Matthew's friendship with God! Oh, how very sinful was his heart! Surely there was no hope for him to ever be right with God again. Wherever God's kingdom was. Whenever it could come. Matthew certainly would not be a part of it.**

*Was there really no hope for Matthew? What do you think?*

**But there WAS hope for Matthew... and that hope came through Jesus!**

---

**Jesus came to Matthew's town and began to teach. "The time has come. The kingdom of God is near. Repent and believe the good news!" Jesus told Matthew and many others.**

**As Matthew listened to Jesus, the Holy Spirit began to work in his heart and change it. No longer did Matthew want to love money and nice things most of all. Matthew wanted to love God most of all. He wanted to be one of God's people and have the kingdom of God be in his heart. Could God really make such a big change inside a man like Matthew?**

*Story with lines separating paragraphs (text in bold, optional interaction cues in italics)*

**Yes, He could. Jesus knew what was happening inside Matthew's heart. He went to Matthew at his tax house, and said to him, "Matthew, follow Me! Come be one of my disciples, one of my close friends who lives with Me and learns from Me each day."**

**"Yes, Jesus, I will," Matthew told Jesus. Matthew left his tax house and followed Jesus, right then and there. He trusted in Jesus as his Savior. Matthew had become one of God's people. The kingdom of God had begun its rule in his heart, that very day! Matthew was turning away from loving money and lots of nice things most of all. Now, he would seek to love God most of all and live to obey Him.**

---

**What happened to Matthew after that? Did he ever go back to loving money most of all?**

*What do you think?*

**No, he did NOT! For the rest of his life, Matthew followed Jesus and sought to love God most of all. And did you know that Matthew even wrote down one of the books in the Bible? Can you guess what that book is called?**

*Can you guess?*

**It's called the Gospel of Matthew!**

**What a perfect name for Matthew's story about Jesus. "Gospel" is a Bible word that means "good news." And that's exactly what Matthew's story was. For though it wasn't always easy for Matthew to follow Jesus and live God's way, it was always good. Jesus said that being one of God's people in God's kingdom was worth giving up everything. Matthew knew this was right. There really was no one more wonderful to know, love, and obey than God!**

**Cracking the Case:** (story wrap-up for Listening Assignments)

It's time to see how we did with our Listening Assignment.

**Detective Dan's Lesson #1 Listening Assignment:**

I need to know:

- 1. Who was the man who left his money? Why did he leave it behind?** Matthew did. The Holy Spirit worked in his heart as he listened to Jesus teach. He helped Matthew turn away from his old life of loving money and nice things, and love God and live for Him, instead.
- 2. Who did he decide to love even more than his money?** God!

**For You and Me:**

Matthew had a lot of money and he loved nice things, but he learned that God was better than even the world's best things. There are many nice things we may enjoy in this world, too. But we will never find anything that is better than loving God and being one of God's people. We can become one of God's people when we turn away from our sins and trust in Jesus as our Savior. Ask God to help you. He loves to answer this prayer.

**Detective Dan's Lesson #2 Listening Assignment:****Our Bible Verse is Deuteronomy 6:4-5, ESV:**

"Hear, O Israel: The LORD our God, the LORD is one. You shall love the LORD your God with all your heart and with all your soul and with all your might."

I need to know:

- 1. Who loved money and the nice things in this world more than God?** Matthew did.
- 2. Why did he leave his money and nice things behind? Who did he find was even better to love?** The Holy Spirit worked in his heart as he listened to Jesus teach. He helped Matthew turn away from his old life of loving money and nice things, and love God and live for Him, instead.

**For You and Me:**

Matthew had a lot of money and he loved nice things, but he learned that God was better than even the world's best things. There are many nice things we may enjoy in this world, too. But we will never find anything that is better than loving God and being one of God's people. We can become one of God's people when we turn away from our sins and trust in Jesus as our Savior. Ask God to help you. He loves to answer this prayer.

**Detective Dan's Lesson #3 Listening Assignment:**

I found six clues, but two of them are **NOT** in the story. They are: a bag of money, a camel, a pineapple, a town person, a little tax house, and a truck. *Hold each of them up for the children to see as you identify them.*

I need to know:

- 1. Which four belong in the story and which two don't?** The bag of money, the camel, the town's person and the little tax house belong. The pineapple and the truck do not.
- 2. Who turned away from their sins and trust in Jesus in the story? What did he do that showed he was a changed man and wanted to instead, love God most of all?** Matthew. He left his tax house and all the money and nice things he had loved most of all. He started to live for God, instead.

**For You and Me:**

God delights to help you and me to love Him, too. If we ask Him, He will work in our hearts and help us to love Him most of all. He will help us to turn away from disobeying Him and trust Jesus as our Savior, And as His people, God will gladly go on helping us to love Him most of all, ALL the rest of our lives!

**The Gospel** (story wrap-up if NOT using Listening Assignments)**Our Bible Truth is:**

**How Should God's People Live?  
They Should Live Like Jesus...  
By Loving God Most of All!**

How should God's people live each day? They should live like Jesus... by loving God most of all! God's people ask God for His help, knowing that He will help them. After all, He has already helped them in the biggest way: by sending Jesus to save them! Even while they still were choosing to disobey Him, God chose to help His people by sending Jesus to save them. How much more, now that they have said "no" to disobeying God and trusted Jesus as their Savior, do God's people know that He will help them to love Him most of all.

God delights to help you and me to love Him, too. If we ask Him, He will help us love Him most of all by turning away from disobeying Him and trust Jesus as our Savior, He will gladly save us! And as His people, He will gladly keep helping us to love Him most of all, ALL the rest of our lives!

*Close in prayer.*

**Closing ACTS Prayer**

- A** God, we praise You for giving us Jesus so we can know how we should love You.
- C** God, please forgive us for not loving You most of all. Too often we choose to love other people, things, and even ourselves, more than we love You. We need a Savior!
- T** Thank You, God, for promising to help us live like Jesus. You can help us to love You the way You want us to.
- S** God, please work in our hearts. Help us turn away from our sins and trust in Jesus as our Savior. Make us Your people. Help us to love You and live like You want us to live. Help us to love You most of all.

In Jesus' name we pray, Amen.

***Go to Lesson Plan, p.9 for the script to the rest of the lesson.***



# Deep Down Discussion Sheet

use with all THREE lessons

Use with all response activities for deeper learning



P.1

Questions to aid discussion of the key concepts and for use in games

Be familiar with these questions and answers. Look for opportunities to ask questions and discuss their answers, such as while the children work on their coloring pages, as part of their response games, or during play time. Remember: your goal isn't to ask all these questions or only talk to the children about these things. It is to be deliberate in having good conversations with them, however much or little you have.

<p><b>BIG QUESTION</b></p> <p><b>Meaning</b></p> <p><b>Discussion Questions</b></p>	<p>How Should God's People Live? They Should Live Like Jesus!</p> <p>We become God's people when we turn away from our sins and trust in Jesus as our Savior. When we do, God forgives our sins, and we begin a whole new way of life. God's people no longer live life just to please themselves. They want to honor God with their whole lives, like Jesus did. They seek to love God most of all and love all people, too.</p> <p><i>choose a few</i></p> <ol style="list-style-type: none"> <li>1. How should God's people live each day? <i>They should live like Jesus!</i></li> <li>2. Who did Jesus always love? <i>God.</i></li> <li>3. Who did Jesus always please in everything He felt, thought, said, and did? <i>God.</i></li> <li>4. Are God's people perfect like Jesus? <i>No, they are not.</i></li> <li>5. Who do God's people try to live like? <i>Jesus.</i></li> <li>6. How do God's people try to live like Jesus? <i>They try to love God and please Him in everything they feel, think, say, and do.</i></li> <li>7. How can we become God's people? <i>By turning away from our sins and trusting in Jesus as our Savior.</i></li> </ol>
<p><b>BIBLE TRUTH</b></p> <p><b>Meaning</b></p> <p><b>Discussion Questions</b></p>	<p>They Should Live Like Jesus..By Loving God Most of All!</p> <p>Jesus loved God most of all. Jesus' love was more than a nice feeling inside His heart. Jesus lived out His love for God. He lived it out by loving God with the thoughts in His mind. He lived out His love with every word He spoke. He lived it out by always obeying God's laws in all that He did.</p> <p>God wants His people to love Him like Jesus did, too. He wants them to love Him more than anyone or anything else. He wants them to love Him in their thoughts and their words. He wants them to love Him by obeying His good laws in all that they do, too.</p> <p>God's people know that they can never love God perfectly like Jesus did. They are sinners. He is the perfect Son of God. But, they know that God promises to help them love Him most of all, by His Holy Spirit living in their hearts. We can become God's people, too, when we turn away from our sins and trust in Jesus as our Savior. This is how we become God's people. Then, the Holy Spirit will live inside of us and help us to love others with God's love, too.</p> <p><i>choose a few</i></p> <ol style="list-style-type: none"> <li>1. Who did Jesus love with all His heart? <i>God.</i></li> <li>2. Who did Jesus love more than God? <i>No one!</i></li> <li>3. How did Jesus show His love for God? <i>He felt it in His heart; He obeyed God's laws; He pleased God with everything He did, thought and said.</i></li> <li>4. Who will help God's people love Him like Jesus does? <i>God will.</i></li> <li>5. How does God want His people to love Him? <i>To love Him most of all and to obey Him.</i></li> <li>6. Who does God promise to send to help God's people to love God? <i>The Holy Spirit, to work in their hearts.</i></li> <li>7. How can we become God's people? <i>By turning away from our sins and trusting in Jesus as our Savior.</i></li> </ol>

**Deep Down Discussion Sheet**

use with all THREE lessons

**P.2**

Questions to aid discussion of the key concepts and for use in games

<p><b>THE GOSPEL</b></p>	<p>What is God’s good news for you and me? <i>The gospel! God created us to love Him and to love others, but we have all chosen to love ourselves more than God or others. We deserve God’s punishment. But in His mercy, God sent Jesus to be our Savior. Jesus lived a perfect life and He offered it up as He died on the cross as the full payment for the sins of God’s people. On the third day, He rose from the dead. He had beaten sin and death for God’s people! Now, all who turn away from their sins and trust in Jesus as their Savior are forgiven and become God’s people. We can become God’s people, too, if we turn away from our sins and trust in Jesus as our Savior. Ask Him to help you. He loves to answer this prayer!</i></p>
<p><b>BIBLE TRUTH BIBLE VERSE</b></p> <p><b>Meaning</b></p> <p><b>Discussion Questions</b></p>	<p>“Hear, O Israel: The LORD our God, the LORD is one. You shall love the LORD your God with all your heart and with all your soul and with all your might.”-- Deuteronomy 6:4-5, ESV</p> <p><b>Learn a Little:</b> “Love the LORD your God with all your heart, all your soul, and all your might.”</p> <p>These verses tell us that the LORD is one--He’s the one, true God. Moses first spoke these words to the people of Israel, but they are true for us all. God wants everyone to love Him most of all. He wants us to love Him with all our heart, soul, and strength. That’s every bit of us! The best, first step to loving God most of all is to turn away from our sins and trust in Jesus as our Savior. This is how we become God’s people.</p> <p>1. Who is the one, true God? <i>The LORD.</i></p> <p>2. How does the LORD want us to love Him? <i>With all of our heart, soul, and strength. All of ourselves!</i></p> <p>3. What is the best first step we can take in loving the LORD like this? <i>We can turn away from our sins and trust in Jesus as our Savior. His Holy Spirit can work in our hearts and help us do this. And He can help us love the LORD more and more! Ask Him to help you!</i></p>
<p><b>BIBLE STORY</b></p> <p><b>Discussion Questions</b></p>	<p><b>The Case of the Man Who Left His Money</b> <i>choose a few</i></p> <p>1. What is the kingdom of God? <i>It is where God is obeyed and loved.</i></p> <p>2. Where is the kingdom of God? <i>It is in heaven, where God is perfectly obeyed and loved now. It will be on earth, when Jesus comes back and puts an end to sin and death forever. And, it is in the hearts of God’s people right now, as they turn away from disobeying God and trust in Jesus as their Savior.</i></p> <p>3. Did Matthew grow up knowing about God and His Word? <i>Yes, he did.</i></p> <p>4. Did Matthew love God and obey His Word when he grew up? <i>No, he did not.</i></p> <p>5. What did Matthew do that was so bad? <i>He did bad things to other people in order to get more money for himself.</i></p> <p>6. What did Matthew love most of all? <i>He loved money and nice things.</i></p> <p>7. What did Matthew love most of all after he became a follower of Jesus? <i>He loved God most of all.</i></p> <p>8. What made the change in Matthew? <i>The Holy Spirit worked inside his heart when he heard Jesus telling about God. He turned away from his sins and trusted in Jesus as His Savior. God forgave him and cleaned his heart of his old sins.</i></p> <p>9. How can we become people who love God most of all? <i>We can ask God to work in our hearts. We can ask Him to help us to turn away from disobeying God and trust in Jesus as our own Savior.</i></p>