

DEEP DOWN DETECTIVES



Unit 11 Small Format

Visual Aids, ESV

The God Who Saves

(with Small Format Storyboard Pictures)



Curriculum for preschool and elementary age children,
training tools, music and other resources
are available for download or to order at:
www.praisefactory.org

© 2018 Praise Factory Media all rights reserved. May be reproduced by licensed user for classroom purposes only.

This and many other resources are available online at www.praisefactory.org

Scripture quotations marked (NIV) are taken from the Holy Bible, New International Version®, NIV®, Copyright © 1973, 1978, 1984 by Biblica, Inc.™ Used by permission of Zondervan. All rights reserved worldwide.www.zondervan.com

Scripture quotations marked (ESV) are from The Holy Bible, English Standard Version® (ESV®), copyright © 2001 by Crossway, a publishing ministry of Good News Publishers. Used by permission. All rights reserved.

Scripture quotations marked HCSB are taken from the Holman Christian Standard Bible®, Copyright © 1999, 2000, 2002, 2003, 2009 by Holman Bible Publishers. Used by permission. Holman Christian Standard Bible®, Holman CSB®, and HCSB® are federally registered trademarks of Holman Bible Publishers.

Table of Contents

About the Deep Down Detectives Visual Aids	5
Unit 11: The God Who Saves	
How Can We Be Saved? It Is God's Free Gift!	
Bible Truth 1: When We Tell God Our Sins and Turn Away from Them	7
Story	9
Big Question and Answer Sign	15
Unit 11 All Bible Truths Sign	17
Bible Truth 1 Concept Sign	19
Bible Verse Sign	21
Detective Dan's Listening Assignment #1	23
Detective Dan's Listening Assignment #2	25
Detective Dan's Listening Assignment #3	27
Storyboard Pictures	35
Bible Truth 2: When We Trust in Jesus as Our Own Savior	61
Story	63
Big Question and Answer Sign	69
Unit 11 All Bible Truths Sign	71
Bible Truth 2 Concept Sign	73
Bible Verse Sign	75
Detective Dan's Listening Assignment #1	77
Detective Dan's Listening Assignment #2	79
Detective Dan's Listening Assignment #3	81
Storyboard Pictures	89
Bible Truth 3: When the Holy Spirit Works in Our Hearts	117
Story	119
Big Question and Answer Sign	125
Unit 11 All Bible Truths Sign	127
Bible Truth 3 Concept Sign	129
Bible Verse Sign	131
Detective Dan's Listening Assignment #1	133
Detective Dan's Listening Assignment #2	135
Detective Dan's Listening Assignment #3	137
Storyboard Pictures	145

Table of Contents, continued

Other Visual Aids	175
Making a Big Question Box/Briefcase	176
Making a Flannelgraph Storyboard	177
Making Durable Storyboard Pictures	177
Making Durable Story Scene Pictures	178
Making the Deep Down Detectives Bible Folder	179
Deep Down Detectives Bible Folder Picture Front Cover	181
Deep Down Detectives Bible Folder Picture Back Cover	

About Deep Down Detectives Visual Aids and Small Format Storyboard Pictures

How Are They Used?



The Deep Down Detectives Visual Aids and Small Format Storyboard Pictures are a companion resource to be used alongside the Deep Down Detectives Core Curriculum for each unit. These colorful pictures are used in presenting the key concepts, telling the Bible stories, and, in playing the Bible Story Review games. The storyboard pictures in this book are for flannelgraph boards 24" x 36" or larger. (Choose Visual Aids with Large Format Storyboard Pictures for very large boards.)

What Do They Include?



There are six, different resources included in this book:

1. Key Concept Visual Aids-- colorful signs of the Big Question and Answer, the Bible Truths taught in each unit, the Bible verses, and the Listening Assignments used with the curriculum for each Bible Truth taught in the unit.

2. The Storyboard Picture Key--a who's who of the pictures in thumbnail size.

3. Storyboard Suggested Picture Placement page--how you can place your pictures up on your storyboard that works well with the story.


4. The Storyboard Pictures, themselves. Notice that each picture is identified on the back for easy reference.

5. Directions for how to make a homemade flannelgraph storyboard and sturdy storyboard pictures.

6. Directions for making the Deep Down Detectives "Bible" Folder and the **back/front images** to paste in place when making it. (Larger back/front images are found online with the curriculum.)



Ready, Set, Rip It Out!



This book is meant to be ripped up and made into your visual aid. The key concept signs can be cut out and laminated or slipped into sheet protectors. Cut out around the storyboard images and ideally, laminate these. Some of the biggest pictures actually need to be stuck together, before laminating.

Store It!



Deep Down Detectives is a curriculum that can be used over and over. Store your visual aids and storyboard pictures after using them and they will serve you for many years. We store ours in manilla envelopes and then put them (along with all the rest of the curriculum) in magazine files, labeled by unit. If you have multiple classes using the curriculum, store each set of resources in separate manilla envelopes. This will make prep much simpler, second time around.

Replacement Storyboard Pictures



You can always purchase this book again or simply go online to the praisefactory.org website (Deep Down Detectives section) and print out any pictures that go missing.

Deep Down Detective Curriculum Resources

These Deep Down Detectives resources are available as free, digital downloads at praisefactory.org, or for purchase as hard copies through amazon.com.

About Deep Down Detectives Visual Aids with Small Format Storyboard Pictures

Deep Down Detectives Visual Aids with Small Format Storyboard Pictures (ESV/NIV) --offered for each unit

This resource provides large, colorful signs of the key concepts used in the unit. It also provides colorful storyboard (flannelgraph) pictures to cut out and use as you tell each story. These storyboard pictures are for use with storyboards at least 24" x 36" in size.

Other Deep Down Detectives Resources

There are four other companion resources for each of the sixteen Deep Down Detectives units:

Deep Down Detectives Core Curriculum Book (ESV/NIV) --offered for each unit

The Deep Down Detectives Core Curriculum book contains the curriculum introduction, the lesson plans, stories, music, activities and take home sheets for each Bible Truth in a unit.

Deep Down Detectives Visual Aids with Large Format Storyboard Pictures (ESV/NIV) --offered for each unit

This resource provides large, colorful signs of the key concepts used in the unit. It also provides colorful storyboard (flannelgraph) pictures to cut out and use as you tell each story. These storyboard pictures are for use with storyboards at least 36" x 48" in size.

Deep Down Detectives Visual Aids with Story Scenes (ESV/NIV) --offered for each unit

This resource provides large, colorful signs of the key concepts used in the unit. It also provides easy-to-use colorful scenes that you hold up in sequence as you tell the story. The story text for each scene is printed on the back of each scene. There are ten scenes per story.

Deep Down Detectives Fundamentals (ESV/NIV) --offered for each unit

This resource provides the key concepts, the story and small versions of the Story Scene pictures, discussion questions and five activity sheets. No lesson plan. Just the core truths. This is a great, basic resource for use at home or informal teaching situations.

All of these materials may be photocopied for non-commercial church, classroom or school use by licensed users.

Other Resources in the Praise Factory Family of Curriculum

Deep Down Detectives is the second in a family of three, inter-related curriculums:

- Hide 'n' Seek Kids (focus group: ages 2-4; adaptable range: ages 2-pre-K 5's)
- Deep Down Detectives (focus group: ages 4--6's; adaptable range: ages 3-2nd grade)
- PFI: (focus group: grades K-5th grade; adaptable range: pre-K 5's-6th grade)

Each curriculum teaches the same biblical themes, but are presented in greater depth as the children grow and develop. Together, the curriculums work like an expanding spiral of truth that returns to reinforce the same truths with each curriculum, yet leading the children to deeper understanding with each step up.

Learn more about these curriculums as well as other resources and ideas for reaching children with the gospel at: www.praisefactory.org.

DEEP DOWN DETECTIVES



Visual Aids

Unit 11,

Bible Truth 1

About Deep Down Detectives Visual Aids and Small Format Storyboard Pictures

How Are They Used?



The Deep Down Detectives Visual Aids and Small Format Storyboard Pictures are a companion resource to be used alongside the Deep Down Detectives Core Curriculum for each unit. These colorful pictures are used in presenting the key concepts, telling the Bible stories, and, in playing the Bible Story Review games. The storyboard pictures in this book are for flannelgraph boards 24" x 36" or larger. (Choose Visual Aids with Large Format Storyboard Pictures for very large boards.)

What Do They Include?



There are six, different resources included in this book:

1. Key Concept Visual Aids-- colorful signs of the Big Question and Answer, the Bible Truths taught in each unit, the Bible verses, and the Listening Assignments used with the curriculum for each Bible Truth taught in the unit.

2. The Storyboard Picture Key-- a who's who of the pictures in thumbnail size.

3. Storyboard Suggested Picture Placement page--how you can place your pictures up on your storyboard that works well with the story.


4. The Storyboard Pictures, themselves. Notice that each picture is identified on the back for easy reference.

5. Directions for how to make a homemade flannelgraph storyboard and sturdy storyboard pictures.

6. Directions for making the Deep Down Detectives "Bible" Folder and the **back/front images** to paste in place when making it. (Larger back/front images are found online with the curriculum.)



Ready, Set, Rip It Out!



This book is meant to be ripped up and made into your visual aid. The key concept signs can be cut out and laminated or slipped into sheet protectors. Cut out around the storyboard images and ideally, laminate these. Some of the biggest pictures actually need to be stuck together, before laminating.

Store It!



Deep Down Detectives is a curriculum that can be used over and over. Store your visual aids and storyboard pictures after using them and they will serve you for many years. We store ours in manilla envelopes and then put them (along with all the rest of the curriculum) in magazine files, labeled by unit. If you have multiple classes using the curriculum, store each set of resources in separate manilla envelopes. This will make prep much simpler, second time around.

Replacement Storyboard Pictures



You can always purchase this book again or simply go online to the praisefactory.org website (Deep Down Detectives section) and print out any pictures that go missing.

The Case of the Changed Climber*Luke 19:1-9***Story-telling Tips**

Ahead of time:

1. Read the Bible verses and story. Pray!
2. Choose story action cues and prepare storyboard figures/Story Scenes, if using. (In Visual Aids book)
3. Practice telling story with the storyboard figures/Story Scenes, timing your presentation. Shorten, if necessary.

During your presentation:

1. Maintain as much eye contact as possible as you tell the story.
2. Put up storyboard figures/add story action cues/hold up Story Scenes as you tell the story. Allow the children to help you put them on the board, if desired.
3. Include the children in your story with a few questions about what they think will happen or words/concepts that might be new to them.
4. Watch the kids for signs that their attention span has been reached. Shorten, if necessary.

INTRODUCTION/ LISTENING ASSIGNMENTS

“Our story is called: The Case of the Changed Climber. Here is your listening assignment.” Read from Detective Dan’s Listening Assignment signs, but questions are summarized below:

Detective Dan’s Lesson #1 Listening Assignment:

I need to find out:

- 1. Who was the climber and why did he climb?**
- 2. How did he change?**

Detective Dan’s Lesson #2 Listening Assignment:**Our Bible Verse is 1 John 1:8-9, ESV**

“If we say we have no sin, we deceive ourselves, and the truth is not in us. If we confess our sins, he is faithful and just to forgive us our sins and to cleanse us from all unrighteousness.”

I need to find out:

- 1. Who wanted to confess his sins and be forgiven by God?**
- 2. Who didn’t think he should be forgiven? Who did think he should be forgiven?**

Detective Dan’s Lesson #3 Listening Assignment:

I found six clues, but only 4 of them are in the story.

Our six clues were: a tree, a cow, a bag of money, a king, an umbrella, and yummy food.

Hold each of them up for the children to see as you identify them.

I need to figure out:

- 1. Which four belong in the story and which two don’t?**
- 2. Who confessed their sins to God and was forgiven? Who gave back the money he had stolen?**

Read the assignment questions, THEN SAY,

“Ok, Deep Down Detectives! Put on your best listening ears and see if you can hear the answers to Detective Dan’s questions. When I finish telling the story, we will see if we can answer all the questions.”

*Read the Bible Truth story, answer questions, present the gospel and lead in prayer.**Answers to questions; the gospel; and, ACTS prayer are included with the story text.*

The Case of the Changed Climber *Luke 19:1-9*

Story with lines separating paragraphs (text in bold, optional interaction cues in italics) Numbers correspond to storyboard pictures and placement upon the storyboard. Always feel free to use less pictures, if it's best for your kids. Simply black out the numbers next to pictures you do not plan to use. All pictures are found in the Visual Aids book. Put BG (background) pictures on storyboard ahead of time. SB pictures (listed below in story text) are added to board as you tell the story. These numbers are also found on the back of each picture. Tip: Stack pictures in numerical before telling story for easy use. Use sticky-back velcro to attach pictures to storyboard felt. Use sticky-tac putty to stick a picture on top of another picture. OR, if using the Story Scenes to tell the story, disregard the storyboard picture references listed below.

Zacchaeus was a (SB1) rich, rich, rich man! He could have lots of fine clothes. He could have a big, big house. He could eat all the yummiest foods. He could buy all the nice things he liked. Yes. Zacchaeus could have almost anything he wanted because he was so rich.

But even though Zacchaeus could have almost ANYTHING he wanted, and almost ANYTHING money could buy, there was something that Zacchaeus did NOT have. It was something money could NOT buy.

What do you think Zacchaeus wanted that money could not buy?

Zacchaeus wanted (SB2) God to forgive his sins.

Now, we know that no one deserves God's forgiveness of their sins. We have all disobeyed God. We all deserve His punishment. But to many, Zacchaeus ESPECIALLY didn't deserve to have his sins forgiven.

You see, (SB3) Zacchaeus had chosen to work for Caesar, the big king in Rome. Caesar's soldiers had taken over Israel, the country where Zacchaeus and the other people lived. And one of the big things Caesar wanted from the people in Israel was MONEY. TAX MONEY.

The people of Israel hated to give the Roman king tax money, and (SB4) most of them refused to help him collect it. But not Zacchaeus. Zacchaeus loved money and when the king offered to give him lots of money to collect taxes, Zacchaeus agreed.

"Zacchaeus, collect my tax money, and any extra you get, you can keep for yourself," the big, Roman king promised.

So, that's what Zacchaeus did. (SB5) He became the head tax collector in the important city of Jericho. Zacchaeus and his men worked to get lots of money for Caesar and for themselves. Zacchaeus set up a booth along the road outside of Jericho. (SB6) He stopped everyone along the road and made them pay taxes on their things. "Stop! No one passes by without paying the king's tax," demanded Zacchaeus and his men. They did the same thing to the people of Jericho. Zacchaeus and his men knocked on every door. "Bang, bang, bang! Pay your tax money right now," they ordered everyone.

Rich people (SB7), poor people (SB8). Healthy people (SB9), sick people (SB10). Everyone was ordered to pay, no matter how hard it was for them. No one wanted to pay. Many couldn't pay. But that didn't stop Zacchaeus. He and his men took soldiers with them to do whatever was needed to make people pay. So, pay they did, the amount Caesar wanted for his taxes, and a lot more that Zacchaeus and his men kept for themselves. Zacchaeus didn't mind if the people were scared. He didn't mind if he took too much money or made their lives sad. He didn't care what happened to anyone else. He only wanted more money for himself.

So, that's how Zacchaeus got to be so rich, rich, rich. And that's why people of Jericho and many others, thought Zacchaeus ESPECIALLY didn't deserve God's forgiveness.

(SB12) "How could God forgive someone like Zacchaeus", they exclaimed. "He such a mean old greedy bully. Surely there is no forgiveness for someone like that!"

What do you think? Were the people right? Could Zacchaeus ever find God's forgiveness?

Story with lines separating paragraphs (text in bold, optional interaction cues in italics)

You might think all that money made Zacchaeus happy, and perhaps it did for a while. You see, fine clothes, a big, big house, yummy food, nice things are wonderful to have; but in the end, all those good things are never enough.

Why do you think all those good things would never be enough to make Zacchaeus happy?

Why? Because God made us to know, love, and obey Him. He, alone, can make us truly happy.

And that's why deep down in his heart, Zacchaeus was very UN-happy, even with all that money and those nice things. They would never be enough to satisfy him.

(SB13) What was worse, Zacchaeus knew God's laws, and he knew that he had broken them. He had done many terrible things to the people in his town and the people who passed along the road. He had hurt those people and now they hated him.

Zacchaeus knew that he had chosen to turn away from God and His good ways. He had rebelled against God and deserved His punishment. It seemed like there was no way for Zacchaeus to come back to God now. Why, a man who had done such bad things wasn't even allowed to go in the worship house to worship God! How could a man this bad ever find forgiveness from God? Surely, there was no way!

Do you think there was no way for a bad man like Zacchaeus to come to God?

But there WAS a way to be forgiven. God had made a way through His Son, Jesus, as Zacchaeus found out one day.

(SB14) Jesus and a crowd of people were passing through Jericho on the way to the big city of Jerusalem.

"Jesus is coming! Jesus is coming!" the exciting news spread throughout the town. Many gathered along the side of the road to see Jesus, squeezing together until there was no more room. Everyone wanted to hear Jesus teach about God and watch Him do amazing things by God's great power.

(SB16) Zacchaeus tried to join the crowd to see Jesus, too, but no one would make room for him. Zacchaeus stood behind the crowd and tried to look over their heads, but he was such a short, little man that he couldn't see anything. Oh, if someone would just let him through to the front so he could see Jesus, too! But why would people help HIM after all the terrible things he had done?

"I must see Jesus! I must see Jesus!" Zacchaeus thought. He would not give up. Up! Why that was it. Zacchaeus had an idea.

What do you think Zacchaeus was going to do?

(SB17) Zacchaeus would climb up a tree, then he could see Jesus without anyone getting in his way.

So, that's just what Zacchaeus did! He ran down the road, beyond the crowd, and climbed up a big, sycamore tree. Zacchaeus sat on his tree branch and watched as Jesus and the crowd with him came closer and closer and closer. What would happen? Would Jesus see Zacchaeus?

Do you think? Would Jesus see Zacchaeus hiding up in that tree?

Story with lines separating paragraphs (text in bold, optional interaction cues in italics)

It would have been so easy for Jesus to miss the short, little man hiding up among the leaves. But Jesus did NOT miss Zacchaeus. Jesus was LOOKING for him. Jesus knew all the terrible things Zacchaeus had done. He knew the sin in Zacchaeus' heart that made him so unhappy and separated him from God. And, Jesus knew that He could bring Zacchaeus the forgiveness from God he longed for.

So, instead of passing by Zacchaeus, (SB18) Jesus led the crowd of people right up to that tree and stopped. He looked up through the leaves and straight at Zacchaeus.

What would Jesus say to Zacchaeus? What would Jesus DO to Zacchaeus? Zacchaeus was such a bad man and Jesus was so good! Would Jesus say angry things to Zacchaeus for all the bad things he had done? Would Jesus tell him there was no hope for a bad man like him?

What do you think Jesus would say to Zacchaeus?

Jesus had GOOD news for Zacchaeus. He had come to bring people like him to God! People who knew they had broken God's laws. Jesus had come to bring them God's forgiveness and to save them from God's punishment, no matter how bad they had been.

So, Jesus looked up at Zacchaeus, and said, "(SB19) Zacchaeus, hurry and come down, for I must stay at your house today!"

Zacchaeus was shocked and so happy. Good teachers like Jesus never asked to stay at the house of bad men like him, no matter how rich they were. Zacchaeus knew what this meant. Jesus wasn't just asking to stay at his big house to enjoy his nice things and yummy food. Jesus was asking to stay at his house to welcome him back to God.

Oh, what wonderful news! More than all the fine clothes, the big house, the yummy food, and the nice things in the world, Zacchaeus wanted to be welcomed back by God. Oh, how he wanted God to forgive his sins!

(SB20) Right then and there, God's Holy Spirit did a wonderful thing in Zacchaeus' heart. He helped Zacchaeus turn away from disobeying God and trust in Jesus as his Savior. Zacchaeus was forgiven by God for all the terrible things he had done. God had saved Zacchaeus through Jesus!

The town's people were shocked at Jesus' words and very unhappy!

Why do you think they weren't happy?

"(SB21) "How can Jesus stay with such a bad man who's done such terrible things and broken God's laws? Zacchaeus has lied and cheated us. He has shouted at us and hurt us. Zacchaeus has used soldiers to scare us. He's not even allowed in the worship place, he's so bad! A good teacher like Jesus shouldn't have anything to do with Zacchaeus, and He CERTAINLY shouldn't stay at his house!" they grumbled.

Jesus and Zacchaeus knew the people were right. Zacchaeus had been a very bad man. He had done terrible things and broken God's laws. He didn't deserve for Jesus to stay with him.

Story with lines separating paragraphs (text in bold, optional interaction cues in italics)

But Jesus and Zacchaeus knew the people were wrong about something, too. God had worked in Zacchaeus' heart. God had helped Zacchaeus turn away from his old, bad ways, and trust in Jesus as his Savior. God had forgiven Zacchaeus. Zacchaeus was a changed man!

Zacchaeus came down from that tree and showed just how changed he was. In front of everyone, he said, "(SB22) Jesus, I'm going to give half of my money and nice things to poor people. And to the people I cheated, I'll give back everything I took and give them a whole lot more!" he promised.

"(SB23) How amazing!" thought the town's people. "This doesn't sound like the same bad man who lied, cheated, and hurt us. This sounds like a NEW man, who loves God and wants to obey Him," they exclaimed.

And that's exactly what happened. God had changed Zacchaeus that day. God had helped him repent of his sins and trust in Jesus as his Savior.

Then, Jesus said to Zacchaeus and all the people, "God sent Me to seek and save people lost in their sins. And this is just what's happened today. God has forgiven Zacchaeus and made him one of His people!" Jesus! What a Savior for sinners!

Cracking the Case: (story wrap-up for Listening Assignments)

It's time to see how we did with our Listening Assignment.

Detective Dan's Lesson 1 Listening Assignment:

1. Who was the climber and why did he climb?

Zacchaeus was the climber. He climbed up a tree, so he could see Jesus.

2. How did he change? Zacchaeus turned away from his sins. He stopped being a mean, greedy cheat. He put his trust in Jesus as his Savior and God forgave his sins and made him one of his people.

What about You and Me?

Like Zacchaeus, we All have disobeyed God and deserve his punishment. How sad! But like Zacchaeus, we, too, can confess our sins to God and turn away from them. We can trust in Jesus as our Savior. And if we do, God will forgive our sins and make us one of His people, just like He did for Zacchaeus.

Detective Dan's Lesson 2 Listening Assignment:

Our Bible Verse is 1 John 1:8-9, ESV

"If we say we have no sin, we deceive ourselves, and the truth is not in us. If we confess our sins, he is faithful and just to forgive us our sins and to cleanse us from all unrighteousness."

1. Who wanted to confess his sins and be forgiven by God? Zacchaeus did.

2. Who didn't think he should be forgiven? Who did think he should be forgiven? The people in Zacchaeus' town of Jericho didn't think Zacchaeus should be forgiven by God. He was too bad of a man. But Jesus welcomed Zacchaeus to be forgiven by God.

What about you and me?

No one is too bad to be forgiven their sins by God. All who turn away from their sins and trust in Jesus as their Savior will be forgiven their sins and saved! God can do this for you and me, too. Ask Him! He loves to answer this prayer.

Detective Dan's Lesson 3 Listening Assignment:

Our six clues were: a tree, a cow, a bag of money, a king, an umbrella, and yummy food.

1. Which four belong in our story?

The tree, the bag of money, the king and the yummy food belong. The cow and the umbrella do not.

2. Who confessed their sins to God and was forgiven?

Who gave back the money he had stolen?

Zacchaeus did.

For You and Me:

Like Zacchaeus we are sinners who need to confess our sins to God. Like Zacchaeus, if we do and turn to trust in Jesus as our Savior, God will forgive our sins we can become one of His dearly loved people forever.

The Gospel (story wrap-up if NOT using Listening Assignments)

Our Bible Truth is:

How Can We Be Saved?

It Is God's Free Gift...

"When We Tell God Our Sins and Turn Away from Them!

Not just people like Zacchaeus who do lots of bad things need to be saved. We all do! For we all have chosen to disobey God and we all deserve God's punishment for our sins.

What good news we have, though! God promises to save all who turn away from disobeying Him and trust in Jesus as their Savior, even you and me!

Let's ask God to work in our hearts, just like He worked in Zacchaeus' heart. Let's ask Him to help us to turn away from disobeying Him and trust in Jesus as our Savior, so that we, too, might be saved.

Close in prayer.

Closing ACTS Prayer

- A** God, we praise You for being faithful and just, and able to forgive our sins.
- C** God, we confess that we are all sinners who need You to save us. We can never be acceptable to You on our own. We need Jesus to save us!
- T** Thank You, God, for being willing to forgive all our sins, when we confess them, turn away from them, and trust in Jesus as our Savior.
- S** God, work in our hearts. Show us our sins and our need for Jesus to save us. Help us to confess our sins to You and turn away from them. Help us to trust in Jesus as our Savior. Be our Heavenly Father! Make us Your adopted children who love You and whom You will love forever. In Jesus' name we pray, Amen.

Go to Lesson Plan, p.9 for the script to the rest of the lesson.

BIG QUESTION II



How can we be saved?



ANSWER:

It is God's free gift!

VISUAL
AID

#1

take out



of BQB

The Big Question

Hold up the Big Question sign for all the children to see, and say:

The Big Question we are investigating today is

Big Question Number 11:

How Can We Be Saved?

and the Answer is:

It Is God's Free Gift!

Meaning:

We all have disobeyed God. We have all lost the wonderful special closeness with God that He meant for us to have with Him. No matter how hard we try, we can't ever be good enough to win back special closeness with God. No, we can't save ourselves, but God can. That's why He sent Jesus: to save us as a free gift from Him. Anyone who turns away from their sins and trusts in Jesus as their Savior, will receive His forgiveness. They will become His people, who know Him in their hearts by His Holy Spirit. And one day, God will take them to live with Him forever. This is the free gift God offers to you and me. God is so kind to us!

Let's sing our Big Question Song: "

Big Q & A II Song

DDD ESV Songs 11, track 12

(adapted version of "Pop, Goes the Weasel")

How can we be saved?

How can we be saved?

How can we be saved?

It is God's free gift!

BIG QUESTION II: Three truths about how we can be saved

1.



2.



3.



Visual
Aid

take out



#2

of BQB

This Unit's Bible Truths

"It is God's free gift" is a good beginning, but there's so more to learn. So it's time for us to dig down even deeper for more answers to our Big Question about God. We're going to be learning THREE Bible truths that all tell us more about this wonderful, free gift God offers us.

Who would like to hand me the picture with our three Bible truths on it? It's in the Big Question Box/Briefcase." Choose a child to get it and hand it to you, then hold it up and show them the pictures of the three truths they will be learning. After everyone has had a good look, say...

"Ok, now let's look at our Bible Truth Clue sign and see if we can figure out which of these three truths we will be learning about today. Who would like to get it out of the Big Question Briefcase for me?"

Choose a child to open the briefcase, take out the Bible Truth Clue sign and hand it to you.

CAN YOU GUESS BIBLE TRUTH I?

How Can We Be Saved?

It Is God's Free Gift..

**When We Tell God Our ???
and Turn Away from Them!**

HINT: What is the Bible word for
disobeying God and His good laws?
It starts with an "s" and
it rhymes with "ends."

ANSWER:


**When We Tell God Our SINS
and Turn Away from Them!**

DDD 11.1 Bible Truth

Visual Aid

#3

take out
Big Question
of BQB



Revealing the Bible Truth

We Are Learning

Hold up the front side for the children to see. Cover up the answer, written along the bottom, and say:

“How Can We Be Saved?

It Is God’s Free Gift!

When We Tell God Our ???? and Turn Away from Them!”

We’re missing one word. Here’s the hint to what the missing word is. It says: “What is the Bible word for disobeying God and His good laws? It starts with an “s” and it rhymes with “ends.”

Can you guess? It’s “SINS.”

So, the Bible Truth we are learning today is:

(Uncover answer from bottom of sign, show it to them and say:)

“How Can We Be Saved?

It Is God’s Free Gift!

When We Tell God Our SINS and Turn Away from Them!”

And here is what this Bible Truth means:

(read the meaning off of the back of the sign, say:)



We are all sinners who disobey God. We hear God’s laws from the Bible and we know that we have broken them. We hear how we are supposed to love God and His good ways, and we know that we do not. We hear about God’s punishment for sin, and we know that we deserve it.

But God is so merciful! He has provided a way to save us from His punishment. How? God wants us to tell (confess) our sins to Him and ask for His forgiveness through His Son, Jesus, who died on the cross to take the punishment for the sins of God’s people. And, God wants us to turn away from a life of disobeying Him and ask Him to help us to live for Him instead (that’s what it means to repent of our sins.)

If we do these things, God promises to forgive our sins and make us His very own people. We will get to know Him in our hearts by His Holy Spirit now. And one day, when we die, we will go to live perfectly happily with Him forever.

**“If we say we have no sin, we deceive ourselves, and the truth is not in us.
If we confess our sins, he is faithful and just to forgive us our sins
and to cleanse us from all unrighteousness.” -- 1 John 1:8-9, ESV**

Visual Aid #4
Place within DDD Bible of BOB
takeout ? of BOB



Bible Truth | Bible Verse

Remove the Bible Verse Picture from the "Bible" folder and hold it up for all the children to see, then say:

1 John 1:8-9 tells us:

1 John 1:8-9, ESV

"If we say we have no sin, we deceive ourselves, and the truth is not in us. If we confess our sins, he is faithful and j

Learn a Little: "If we confess our sins, he faithful to forgive our sins."

What does that mean?

This verse reminds us that we are all sinners. We deceive ourselves if we think we are not. But, the good news is, that if we admit we are sinners and confess our sins to God, He is faithful and just and will forgive us our sins and save us through Jesus.

"We've said our Bible verse, now let's sing it!"

If We Say We Have No Sin

1 John 1:8-9

DDD ESV Songs 11, track 17

If we say we have no sin,

If we say we have no sin,

If we say we have no sin,

We deceive ourselves,

And the truth is not in us.

But...If we confess our sins...

He is faithful and just to forgive us our sins,

Faithful and just to forgive us our sins,

Faithful and just to forgive us our sins,

And to cleanse us from,

All unrighteousness.

First John One, verses eight and nine.

"Now it's time to do a bit more deep down investigating. Let's see what Detective Dan wants us to help him figure out. Would someone like to get it out for me?"


take out



Place in



Visual Aid



Detective Dan's Listening Assignment #1

Detective Dan's

Listening Assignment #1



Hi, Deep Down Detectives!

I'm working on a brand-new case called:

“The Case of the Changed Climber.”

I need to find out:

1. Who was the climber and why did he climb?
- AND
2. How did he change?

Can you help me? Listen carefully to the story and you might just hear the answers!

Thanks!

Detective Dan

Then say, “Ok, Deep Down Detectives! Put on your best listening ears and see if you can hear the answers to Detective Dan’s questions. When I finish telling the story, we will see if we can answer all of his questions.”

Read the Bible Truth story, putting up the storyboard pictures as you tell it.

At the end of the story, repeat the questions and lead the children in answering them. Present the gospel and close in prayer.

Answers to assignment questions, the gospel and ACTS prayer are also included at the end of the story text.

Answers:

1. Who was the climber and why did he climb? Zacchaeus was the climber. He climbed up a tree, so he could see Jesus.

2. How did he change? Zacchaeus turned away from his sins. He stopped being a mean, greedy cheat. He put his trust in Jesus as his Savior and God forgave his sins and made him one of his people.

For You and Me:

Like Zacchaeus, we All have disobeyed God and deserve his punishment. How sad! But like Zacchaeus, we, too, can confess our sins to God and turn away from them. We can trust in Jesus as our Savior. And if we do, God will forgive our sins and make us one of His people, just like He did for Zacchaeus.


take out



Place in



Visual Aid



Detective Dan's Listening Assignment #2

Detective Dan's

Listening Assignment #2



Hi, Deep Down Detectives!

I'm still working on the case called:

"The Case of the Changed Climber."

Our Bible verse is 1 John 1:8-9, ESV

"If we say we have no sin, we deceive ourselves, and the truth is not in us. If we confess our sins, he is faithful and just to forgive us our sins and to cleanse us from all unrighteousness."

I need to find out:

1. Who wanted to confess his sins and be forgiven by God?
AND
2. Who didn't think he should be forgiven? Who did think he should be forgiven?

Can you help me? Listen carefully to the story and you might just hear the answers!

Thanks for your help!

Detective Dan

Then say, "Ok, Deep Down Detectives! Put on your best listening ears and see if you can hear the answers to Detective Dan's questions. When I finish telling the story, we will see if we can answer all of his questions!"

Read the Bible Truth story, putting up the storyboard pictures as you tell it. At the end of the story, repeat the questions and lead the children in answering them. Present the gospel and close in prayer.

Answers to assignment questions, the gospel and ACTS prayer are also included at the end of the story text.

Answers:

Our Bible Verse is 1 John 1:8-9, ESV

"If we say we have no sin, we deceive ourselves, and the truth is not in us. If we confess our sins, he is faithful and just to forgive us our sins and to cleanse us from all unrighteousness."

1. **Who wanted to confess his sins and be forgiven by God?** Zacchaeus did.
2. **Who didn't think he should be forgiven? Who did think he should be forgiven?** The people in Zacchaeus' town of Jericho didn't think Zacchaeus should be forgiven by God. He was too bad of a man. But Jesus welcomed Zacchaeus to be forgiven by God.

For You and Me:

No one is too bad to be forgiven their sins by God. All who turn away from their sins and trust in Jesus as their Savior will be forgiven their sins and saved! God can do this for you and me, too. Ask Him! He loves to answer this prayer.


take out



Place in



Visual Aid



Detective Dan's Listening Assignment #3

Detective Dan's

Listening Assignment #3



Hi, Deep Down Detectives!
I'm still working on the case called:
"The Case of the Changed Climber!"

I found SIX clues, but TWO of them are NOT in the story.
They are: a tree, a cow, a bag of money, a king, an umbrella, and yummy food.

Hold up each of the six pictures for the children to see as you identify them. Better yet, put them up on your flannelgraph board, off to one side.

I need to know:

1. Which FOUR pictures belong in the story and which TWO do NOT?
2. Who confessed their sins to God and was forgiven? Who gave back the money he had stolen?

Can you help me? Listen carefully to the story and you might just hear the answers!

Thanks!

Detective Dan

Then say, "Ok, Deep Down Detectives! Put on your best listening ears and see if you can hear the answers to Detective Dan's questions. When I finish telling the story, we will see if we can answer all of his questions."

Read the Bible Truth story, putting up the storyboard pictures as you tell it. At the end of the story, repeat the questions and lead the children in answering them. Present the gospel and close in prayer.


Answers to assignment questions, the gospel and ACTS prayer are also included at the end of the story text.

Answers:


1. Which four pictures belong in the story and which two do not?
The tree, the bag of money, the king and the yummy food belong. The cow and the umbrella do not.
2. Who confessed their sins to God and was forgiven? Who gave back the money he had stolen?
Zacchaeus did.

For You and Me:

Like Zacchaeus we are sinners who need to confess our sins to God. Like Zacchaeus, if we do and turn to trust in Jesus as our Savior, God will forgive our sins we can become one of His dearly loved people forever.



A Tree



A Cow

VISUAL
AID
#5C

Place in
DDD
Bible™

take out
Big
Question
Bible™
of BQB

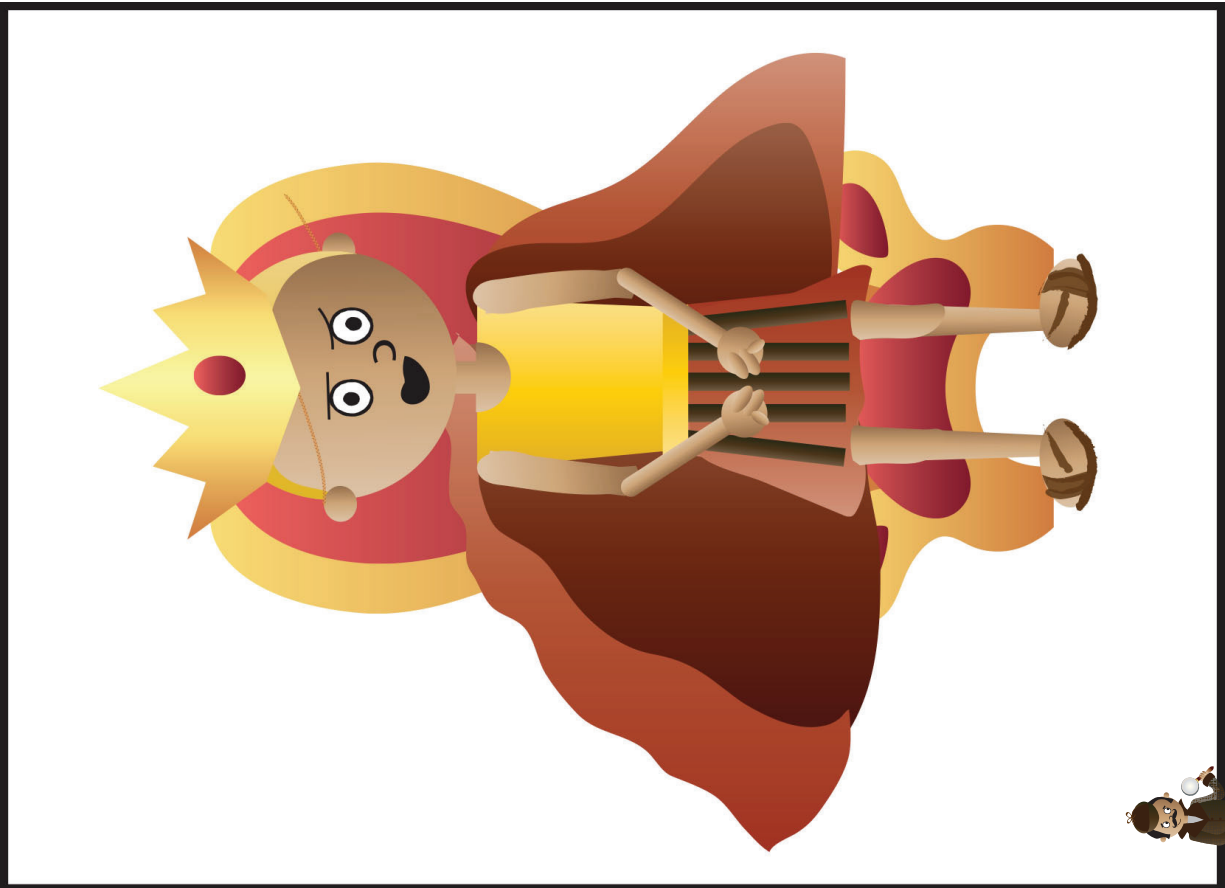
DDD 11.1 Lesson 3 Listening Assignment Clue Picture 2 for kids

VISUAL
AID
#5C

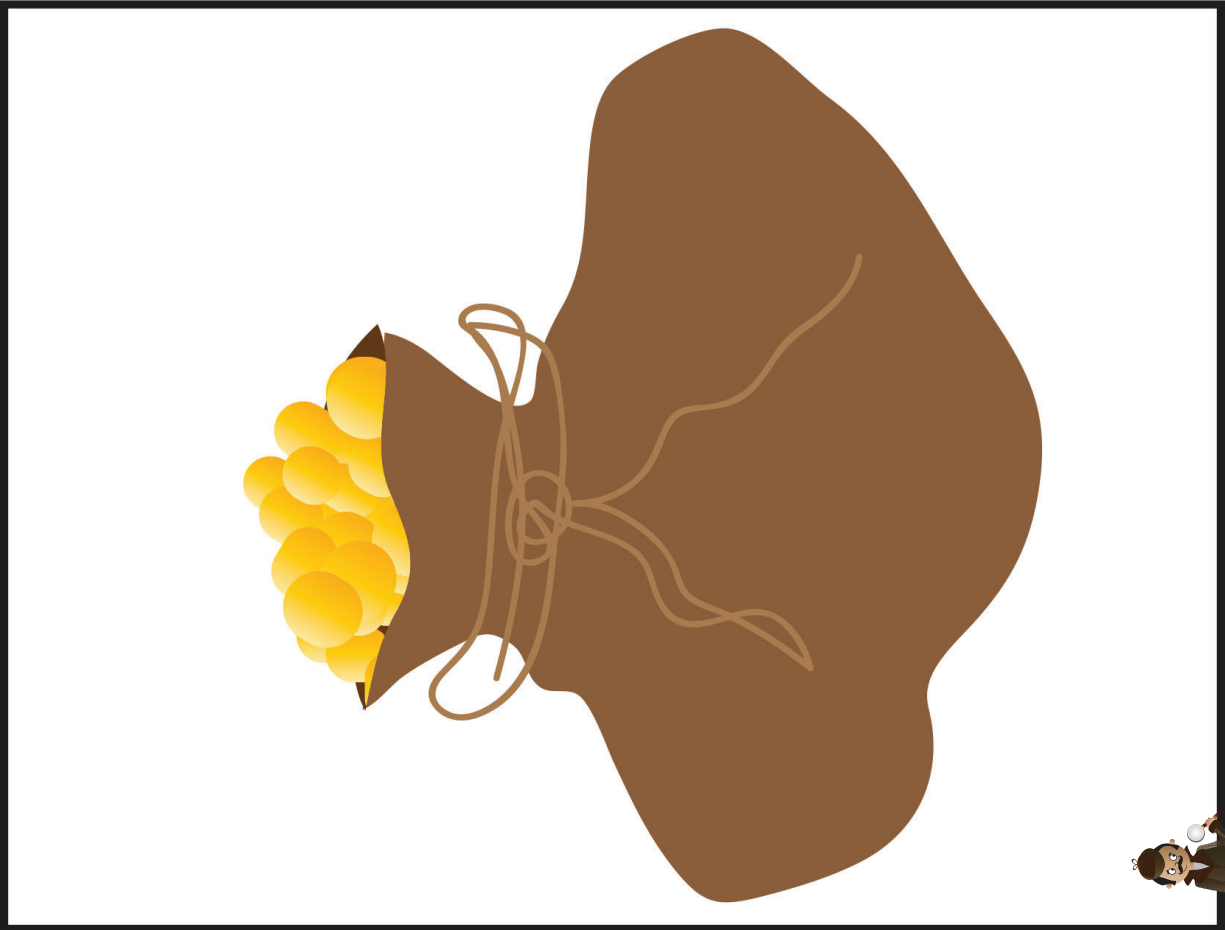
Place in
DDD
Bible™

take out
Big
Question
Bible™
of BQB

DDD 11.1 Lesson 3 Listening Assignment Clue Picture 1 for kids



A King



A Bag of Money

VISUAL
AID
#5C

Place in
DDD
Bible™

take out
Big
Question
Briefcase
of BQB

VISUAL
AID
#5C

Place in
DDD
Bible™

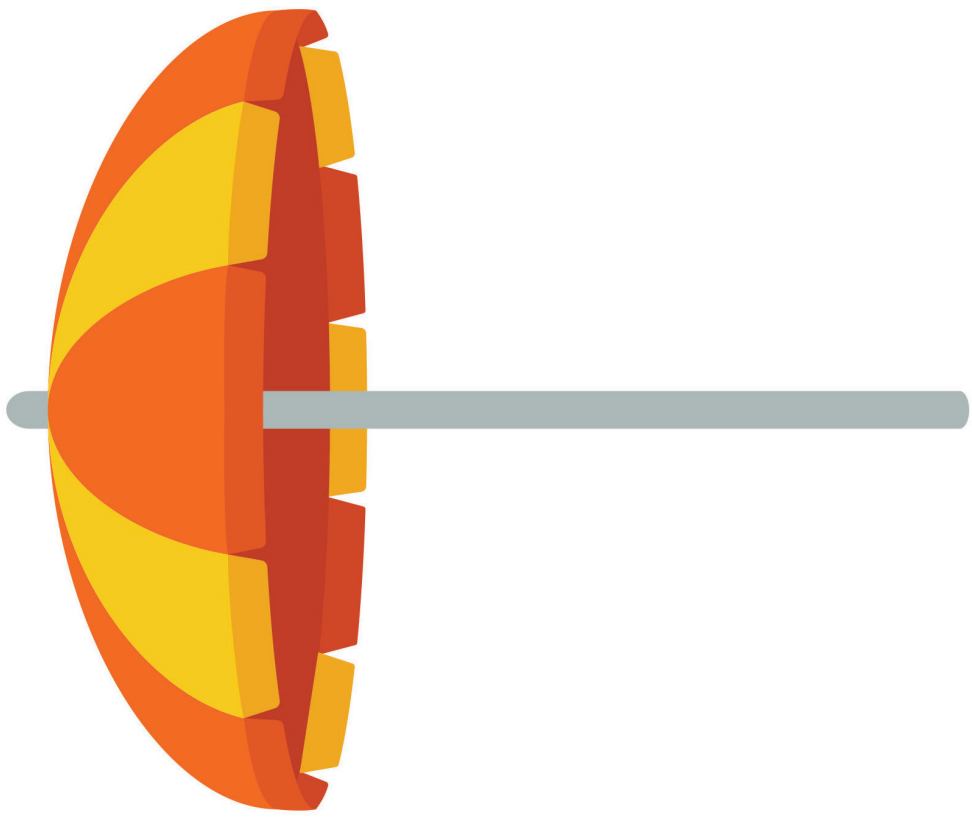
take out
Big
Question
Briefcase
of BQB

DDD 11.1 Lesson 3 Listening Assignment Clue Picture 4 for kids

DDD 11.1 Lesson 3 Listening Assignment Clue Picture 3 for kids



Yummy Food



A Umbrella

VISUAL
AID
#5C

Place in
DDD
Bible™

take out
Big
Question
Briefcase
of BQB

VISUAL
AID
#5C

Place in
DDD
Bible™

take out
Big
Question
Briefcase
of BQB

DDD 11.1 Lesson 3 Listening Assignment Clue Picture 6 for kids

DDD 11.1 Lesson 3 Listening Assignment Clue Picture 5 for


Big Question 11, Bible Truth 1 Storyboard Background Pictures Key (BG)

Put these pictures in place on your storyboard BEFORE you tell your story.


BG1 Rome




BG2 Healthy Person's House




BG3 Sick Person's House



BG4 Rich Person's House



BG5 Poor Person's House



BG6 Tree



Big Question 11, Bible Truth 1 Storyboard Pictures Key (SB)

Store these pictures in numerical order in your DDD Bible Folder.

Add these to your story as you tell it. Numbers correspond to placement order.

SB1 Zacchaeus Was a Very Rich Man



SB11 Zacchaeus Uses His Money to Give Himself a Rich Life



SB2 Zacchaeus Wants God's Forgiveness



SB12 Others Say Zacchaeus Is a Sinner Who Never Deserves God's Forgiveness



SB3 Zacchaeus Agrees to Work for Caesar



SB13 Zacchaeus Knows He Is a Sinner Who Has Broken God's Laws



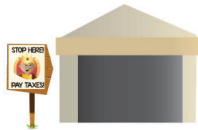
SB4 Others Refuse to Work for Caesar



SB14 Jesus and the Crowd



SB5 Zacchaeus' Tax Booth



SB15 People of Jericho Line the Street



SB6 Zacchaeus Takes Money From Buyers and Sellers



SB16 Zacchaeus Can't See



SB7 Zacchaeus Takes Money From Rich People



SB17 Zacchaeus Climbs the Tree



SB8 Zacchaeus Takes Money From Poor People



SB18 Jesus Goes to Zacchaeus



SB9 Zacchaeus Takes Money From Healthy People



SB19 Jesus Asks to Have Dinner with Zacchaeus



SB10 Zacchaeus Takes Money From Sick People



SB20 The Holy Spirit Helps Zacchaeus Repent and Believe in Jesus



SB21 Others Say Zacchaeus Is a Sinner Who Never Deserves God's Forgiveness




SB22 Zacchaeus Gives Back to Those He Wronged

NOTE:

Some of the larger images are assembled from two or more pages. You can make these easier to fold by leaving a small gap in the lamination between the pieces. This allows you to fold the image along the gap.



leave slight gap here
to create a "hinge" for
easy folding



BG1 Rome



DDD 11.1 Story

Put on Board BEFORE telling story

BG4 Rich Person's House


DDD 11.1 Story

Put on Board BEFORE telling story



BG2 Healthy Person's House
DDD 11.1 Story
Put on Board BEFORE telling story

BG3 Sick Person's House
DDD 11.1 Story
Put on Board BEFORE telling story



SB5 Zacchaeus' Tax Booth
DDD 11.1 Story


BG5 Poor Person's House
DDD 11.1 Story
Put on Board BEFORE telling story

BG6 Tree
DDD 11.1 Story
Put on Board BEFORE telling story



SB1 Zacchaeus Was a Very Rich Man
Pt 1 of 2
DDD 11.1 Story
Glue Together, then Laminate


SB1 Zacchaeus Was a Very Rich Man
Pt 2 of 2
DDD 11.1 Story
Glue Together, then Laminate



SB2 Zacchaeus Wants
God's Forgiveness
DDD 11.1 Story

SB14 Jesus and the Crowd
Pt 1 of 2
DDD 11.1 Story
Glue Together, then Laminate

SB14 Jesus and the Crowd
Pt 2 of 2
DDD 11.1 Story
Glue Together, then Laminate



SB17 Zacchaeus Climbs the Tree
DDD 11.1 Story

SB13 Zacchaeus Knows He Is a Sinner
Who Has Broken God's Laws
DDD 11.1 Story

SB3 Zacchaeus Agrees
to Work for Caesar
DDD 11.1 Story

SB19 Jesus Asks to Have
Dinner with Zacchaeus
DDD 11.1 Story



SB18 Jesus Goes to Zacchaeus
DDD 11.1 Story

SB16 Zacchaeus Can't See
DDD 11.1 Story



SB22 Zacchaeus Gives Back to Those
He Wronged
DDD 11.1 Story

SB20 The Holy Spirit Helps
Zacchaeus Repent and Believe
in Jesus
DDD 11.1 Story



SB6 Zacchaeus Takes Money From
Buyers and Sellers Pt 2 of 2
DDD 11.1 Story Glue Together,
then Laminate

SB12 Others Say Zacchaeus Is a
Sinner Who Never Deserves
God's Forgiveness
DDD 11.1 Story

SB6 Zacchaeus Takes
Money From
Buyers and Sellers Pt 1 of 2
DDD 11.1 Story
Glue Together, then Laminate



SB10 Zacchaeus Takes Money
From Sick People
DDD 11.1 Story

SB8 Zacchaeus Takes Money From
Poor People DDD 11.1 Story

SB7 Zacchaeus Takes Money From
Rich People DDD 11.1 Story

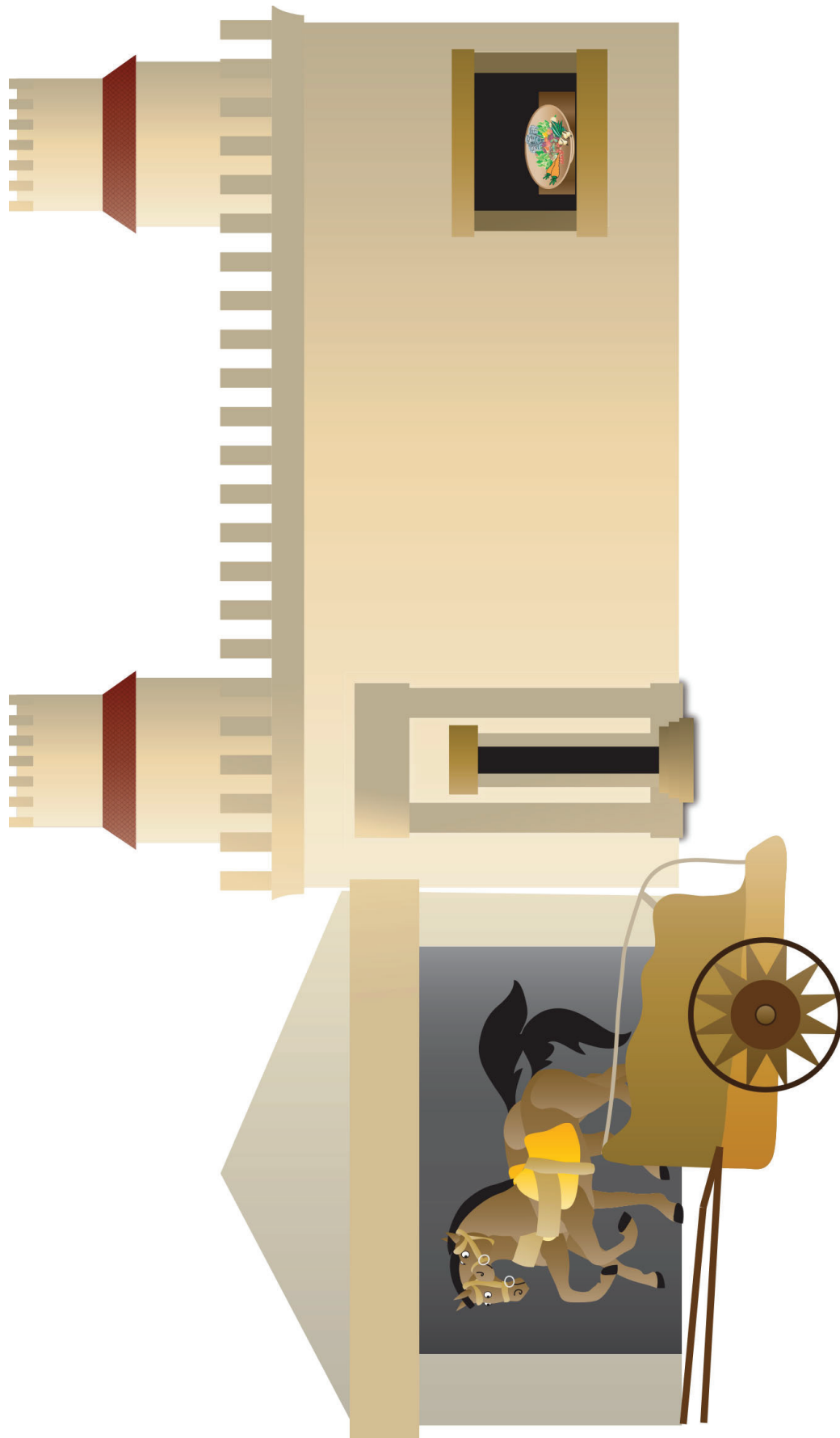
SB15 People of Jericho
Line the Street, Pt 1 of 2
DDD 11.1 Story
Glue Together, Then Laminate



SB21 Others Say Zacchaeus Is a Sinner Who Never
Deserves God's Forgiveness
DDD 11.1 Story

SB9 Zacchaeus Takes Money From Healthy People
DDD 11.1 Story

SB15 People of Jericho
Line the Street, Pt 2 of 2
DDD 11.1 Story
Glue Together, Then Laminate



SB11 Zacchaeus Uses His Money to
Give Himself a Rich Life
DDD 1.1.1 Story

DEEP DOWN DETECTIVES



Visual Aids

Unit 11,

Bible Truth 2

About Deep Down Detectives Visual Aids and Small Format Storyboard Pictures

How Are They Used?



The Deep Down Detectives Visual Aids and Small Format Storyboard Pictures are a companion resource to be used alongside the Deep Down Detectives Core Curriculum for each unit. These colorful pictures are used in presenting the key concepts, telling the Bible stories, and, in playing the Bible Story Review games. The storyboard pictures in this book are for flannelgraph boards 24" x 36" or larger. (Choose Visual Aids with Large Format Storyboard Pictures for very large boards.)

What Do They Include?



There are six, different resources included in this book:

1. Key Concept Visual Aids-- colorful signs of the Big Question and Answer, the Bible Truths taught in each unit, the Bible verses, and the Listening Assignments used with the curriculum for each Bible Truth taught in the unit.

2. The Storyboard Picture Key-- a who's who of the pictures in thumbnail size.

3. Storyboard Suggested Picture Placement page--how you can place your pictures up on your storyboard that works well with the story.


4. The Storyboard Pictures, themselves. Notice that each picture is identified on the back for easy reference.

5. Directions for how to make a homemade flannelgraph storyboard and sturdy storyboard pictures.

6. Directions for making the Deep Down Detectives "Bible" Folder and the **back/front images** to paste in place when making it. (Larger back/front images are found online with the curriculum.)




Ready, Set, Rip It Out!



This book is meant to be ripped up and made into your visual aid. The key concept signs can be cut out and laminated or slipped into sheet protectors. Cut out around the storyboard images and ideally, laminate these. Some of the biggest pictures actually need to be stuck together, before laminating.

Store It!



Deep Down Detectives is a curriculum that can be used over and over. Store your visual aids and storyboard pictures after using them and they will serve you for many years. We store ours in manilla envelopes and then put them (along with all the rest of the curriculum) in magazine files, labeled by unit. If you have multiple classes using the curriculum, store each set of resources in separate manilla envelopes. This will make prep much simpler, second time around.

Replacement Storyboard Pictures



You can always purchase this book again or simply go online to the praisefactory.org website (Deep Down Detectives section) and print out any pictures that go missing.

The Case of the Amazed, Mad Man*Acts 8-9***Story-telling Tips**

Ahead of time:

1. Read the Bible verses and story. Pray!
2. Choose story action cues and prepare storyboard figures/Story Scenes, if using. (In Visual Aids book)
3. Practice telling story with the storyboard figures/Story Scenes, timing your presentation. Shorten, if necessary.

During your presentation:

1. Maintain as much eye contact as possible as you tell the story.
2. Put up storyboard figures/add story action cues/hold up Story Scenes as you tell the story. Allow the children to help you put them on the board, if desired.
3. Include the children in your story with a few questions about what they think will happen or words/concepts that might be new to them.
4. Watch the kids for signs that their attention span has been reached. Shorten, if necessary.

INTRODUCTION/ LISTENING ASSIGNMENTS

“Our story is called: The Case of the Amazed, Mad Man. Here is your listening assignment.” Read from *Detective Dan’s Listening Assignment signs, but questions are summarized below:*

Detective Dan’s Lesson #1 Listening Assignment:

I need to know:

1. **Who was the man who was so mad? What was he so mad about?**
2. **What amazing thing happened to him? How did he change when it happened?**

Detective Dan’s Lesson #2 Listening Assignment:**Our Bible Verse is Romans 10:9-10, ESV**

“If you confess with your mouth that Jesus is Lord and believe in your heart that God raised him from the dead, you will be saved. For with the heart one believes and is justified, and with the mouth one confesses and is saved.”

I need to know:

1. **Who told people to stop saying Jesus is the Savior?**
2. **Why did he change his mind?**

Detective Dan’s Lesson #3 Listening Assignment:I found six clues, but two of them are **NOT** in the story.

They are: a barrel, a soldier, a jail, an apple, a high priest, and a bright light.

Hold each of them up for the children to see as you identify them.

I need to know:

1. **Which four belong in the story and which two don’t?**
2. **What surprising person praised Jesus for being God’s Son, the Savior?**

Read the assignment questions, THEN SAY,

“Ok, Deep Down Detectives! Put on your best listening ears and see if you can hear the answers to Detective Dan’s questions. When I finish telling the story, we will see if we can answer all the questions.”

*Read the Bible Truth story, answer questions, present the gospel and lead in prayer.**Answers to questions; the gospel; and, ACTS prayer are included with the story text.*

The Case of the Amazed, Mad Man Acts 8-9

Story with lines separating paragraphs (text in bold, optional interaction cues in italics) Numbers correspond to storyboard pictures and placement upon the storyboard. Always feel free to use less pictures, if it's best for your kids. Simply black out the numbers next to pictures you do not plan to use. All pictures are found in the Visual Aids book. Put BG (background) pictures on storyboard ahead of time. SB pictures (listed below in story text) are added to board as you tell the story. These numbers are also found on the back of each picture. Tip: Stack pictures in numerical before telling story for easy use. Use sticky-back velcro to attach pictures to storyboard felt. Use sticky-tac putty to stick a picture on top of another picture. OR, if using the Story Scenes to tell the story, disregard the storyboard picture references listed below.

(SB1) Jesus' followers had good news to tell the people of Jerusalem: "Jesus is God's Son. He died on the cross to pay for the sins of God's people. On Day Three, He rose from the dead, beating sin and death for them," they said. "Turn away from disobeying God. Trust in Jesus as your Savior, and God will forgive your sins. You will be saved!" they exclaimed. "You can become one of God's people, too," they told everyone.

(SB2) Many people in Jerusalem listened, and they believed. They turned away from their sins and trusted in Jesus as their own Savior. God forgave their sins and saved them. How happy they were to become God's people!

But some people listened to Jesus' followers, and they were NOT happy. They were ANGRY. Saul was one of those angry people. He HATED Jesus and the people who believed in Him.

"(SB4) Be quiet! Stop saying Jesus is God's Son! Stop saying He died on the cross for the sins of God's people and rose from the dead! Stop saying He's the Savior," Saul told Jesus' followers. "Jesus is just a fake!" he exclaimed. "You are all wrong. And if you don't stop telling people about Jesus, I'm going to have you hurt and put you in jail," he warned them. Oh, no! What would Jesus' followers do now?

What do you think they did? Did they stop telling others about Jesus?

But no matter what Saul said, Jesus' followers didn't stop. They kept spreading the good news of Jesus. They kept urging everyone to turn away from their sins and trust in Him as their Savior. Uh, oh! NOW, what would Saul do?

What do you think he did?

Saul did exactly what he said he would do. (SB5) He went from house to house with soldiers to arrest them. "Bang, bang, bang!" they knocked on the door. "Open up!" Saul and the soldiers dragged Jesus' followers out of their houses. (SB6) They hurt them and put them in jail.

Saul kept making it hard to tell the good news of Jesus in Jerusalem, but even this was part of God's plan. "Jesus told us to tell the whole world about Him," Jesus' followers remembered. "Now it's time to go. A few of us will stay here in Jerusalem, but everyone else should move away to other cities," they decided. "People in those cities need to hear the good news of Jesus, too."

So, (SB7) they packed up their things and moved to other cities. (SB8) Some went to nearby cities. (SB9) Others went to faraway cities. But wherever they went, they told everyone the gospel, the good news of Jesus.

Can you tell me the gospel, the good news about Jesus?

"Jesus is God's Son. He died on the cross to pay for the sins of God's people," they told everyone. "Then, on the third day, Jesus rose from the dead. He beat sin and death for God's people!" they explained. "So, turn away from your sins! Trust in Jesus as your Savior! God will forgive your sins and make you one of His people, too. You will be saved!" they exclaimed.

Story with lines separating paragraphs (text in bold, optional interaction cues in italics)

What good news this was! (SB10, SB11) Many people in these cities listened and received the gospel with joy. They turned away from their sins and trusted in Jesus as their Savior. How happy Jesus' followers were to see the people in these new cities believing in Jesus, too!

But there was someone who was very angry when he heard about this. Can you guess who it was?

Can you guess?

It was Saul! He heard what was going on and he was furious! "I will stop these Christians," he vowed. (SB12) So, Saul went to the high priest, the leader of Jesus' enemies, and said, "If you give me men to go to these other cities, I will arrest the Christians. I will bring them back to Jerusalem and put them in jail. I will stop them," Saul promised.

The high priest agreed. He gave Saul men to help him arrest the Christians in these other cities. Saul was pleased.

"March, march, march!" (SB13) Saul and the men headed straight for the first city: Damascus. Saul could hardly wait to arrest those Christians and put them in jail! Now, he would stop all this talk about Jesus... or would he?

What do you think happened to Saul next?

Well, as it turned out, God, Himself, had very, very different plans for Saul. God was about change Saul's life completely. He would use Saul to spread the gospel, not stop it. Saul believed Jesus was a fake; but, of course, He wasn't. Jesus was the REAL Son of God. He really died on the cross and rose from the dead, beating sin and death for God's people.

And now, God was going to give Saul the gift of faith in Jesus. He would make Saul one of His people, then use Saul to spread the good news to many. Aren't God's plans amazing?

But how would Saul, a man who HATED Jesus and His followers, change into someone who trusted Jesus as his own Savior? God chose to change Saul in a most amazing way.

Just as Saul and the men were almost to Damascus, (SB14, SB15) a light from heaven, much brighter than the sun, suddenly shone down on them. (SB16) Saul shut his eyes tight and he fell to the ground. Then, he heard a voice saying to him, "Saul, Saul, why are you hurting me?"

Who are you, Lord?" Saul asked.

Who are you, Lord?" Saul asked. "I am Jesus, whom you are hurting," Jesus told Saul. "But get up now and go to Damascus and you will be told what to do."

The men with Saul stood there speechless; they heard the voice, but didn't see anyone. The bright, heavenly light vanished as quickly as it came, but not without leaving Saul with a problem. When he stood up and went to open his eyes, he couldn't see anything. Saul was blind!

Story with lines separating paragraphs (text in bold, optional interaction cues in italics)

(SB17) The men took Saul by hand the rest of the way to Judas' house in Damascus. For three days, Saul didn't eat or drink. He just prayed and thought about everything Jesus said. (SB18) Now, Saul knew the truth. He thought Jesus was a fake, and His believers were wrong. Now, Saul knew HE was the one who was wrong. Jesus WAS the Savior. He WAS God's Son. And Jesus' followers, they were GOD'S people!

Oh my! He had been hurting God's people! Saul knew he deserved God's punishment for all the terrible things he had done. But as Saul prayed, he asked God for more than he deserved. He asked for forgiveness. And what did God do? (SB19) God helped Saul turn away from his sins and trust in Jesus as his own Savior. Saul was forgiven! He was saved! How kind God is to sinners like Saul, and like us!

Do you think God forgave Saul?

And sure enough, God gave Saul just what he prayed for. (SB19) God helped Saul to turn away from disobeying God and to trust in Jesus as his own Savior. How kind God is to sinners like Saul...and like us!

After three days, (SB20) God sent a Christian named Ananias to Saul. "Brother Saul, Jesus, who appeared to you, has sent me so you may see again and be filled with the Holy Spirit," he told Saul. Ananias laid his hands on Saul and something like scales fell off his eyes. God had healed him! But what happened next was even better: God's Holy Spirit came to live in Saul's heart.

Saul was so happy. God had saved him from his sins through Jesus. God had made Saul one of His people. Saul was a new man! (SB21) Saul got up and was baptized as a sign that he was beginning a new life of living for God, with Jesus as his Savior. Then, Saul went out and did something else. Something he never, ever dreamed he would do. Can you guess what he did?

Can you guess?

(SB22) Saul went out to tell the good news of Jesus to the people of Damascus. "Jesus is God's Son. He died on the cross to pay for the sins of God's people," Saul told them. "On the third day, He rose from the dead. He beat sin and death for God's people!" he exclaimed. "Turn away from disobeying God! Trust in Jesus as your Savior. God will forgive your sins and save you. You can be one of God's people!"

How surprised the people were! "Wasn't this the man who hated Jesus and His followers? Wasn't this the man who hurt them and put them in jail? And now HE is one of THEM!" they exclaimed. And as Saul preached about Jesus, the Holy Spirit worked in the hearts of many. (SB23) They turned away from their sins and trusted in Jesus as their Savior.

Yes, all of God's good plans were coming true. His good plans for Saul and His good plans for the many others, who would trust in Jesus as their Savior through Saul's message. How amazing God is!

Cracking the Case: (story wrap-up for Listening Assignments)

It's time to see how we did with our Listening Assignment.

Detective Dan's Lesson #1 Listening Assignment:

1. Who was the man who was so mad? What was he so mad about? Saul. He was mad that Jesus' followers were telling people to trust in Jesus as their Savior.

2. What amazing thing happened to him? How did he change when it happened? Jesus appeared to Saul and Saul knew that He really was the Savior. Saul turned away from his sins and trusted in Jesus as his Savior. He started telling everyone the good news of Jesus.

For You and Me:

God turned Saul from a man who hated Jesus and wanted to hurt God's people, to someone who loved Jesus and served Him his whole life. God can work powerfully in our lives, too, when we turn away from our sins and trust in Jesus as our Savior.

Detective Dan's Lesson #2 Listening Assignment:**Our Bible Verse is Romans 10:9-10, ESV**

"If you confess with your mouth that Jesus is Lord and believe in your heart that God raised him from the dead, you will be saved. For with the heart one believes and is justified, and with the mouth one confesses and is saved."

I need to know:

1. Who told people to stop saying Jesus is the Savior? Saul did.

2. Why did he change his mind? Jesus appeared to Saul and Saul knew that He really was the Savior. Saul turned away from his sins and trusted in Jesus as his Savior.

For You and Me:

How amazing it is that God could change someone like Saul from a man who hated Jesus to a man who loved Him and trusted in Him as his Savior. God can change as to when we turn away from our sins and trust in Jesus as our Savior.

Detective Dan's Lesson #3 Listening Assignment:

I found six clues, but two of them are **NOT** in the story. They are: a drum, a Pharisee, a golden box, a sick man, the Temple, and a bag of money.

Hold each of them up for the children to see as you identify them.

I need to know:

1. Which four belong in the story and which two don't? The soldier, the jail, the high priest and the bright light belong. The barrel and the apple do not.

2. What surprising person praised Jesus for being God's Son, the Savior? What did God do for this man? Saul did. God showed him that Jesus really was the Son of God. He helped him to turn away from his sins and trust in Jesus as his Savior. God forgave his sins!

For You and Me:

Everyone was so surprised to see Saul change from a man who hated Jesus to a man who loved him and trusted in him as his Savior! God is able to change the heart of anyone! He's able to change our hearts to, ask him to change your heart! Ask him to help you turn away from your sins and trust in Jesus as your Savior. He loves to answer this prayer!

The Gospel (story wrap-up if NOT using Listening Assignments)**Our Bible Truth is:****How Can We Be Saved?****It Is God's Free Gift...****When We Trust in Jesus as Our Own Savior!**

How kind God was to save Saul! Saul had hated had hated God's people and he had hated the good news of Jesus. He had done terribly mean things. But, oh, how God had loved Saul anyway! He came to Saul in a special way. He worked in Saul's heart, helping him to turn away from disobeying God and trust in Jesus as His own Savior. God chose to have Jesus appear to Saul to help Saul believe in Him. He changed Saul's life and made him one of His people!

But God doesn't need to do such amazing things to change our hearts. If we ask Him, He will send the Holy Spirit to work in our hearts. He can help us to turn away from disobeying God and help us to trust in Jesus as our Savior. Then, we will be God's people, too.

Close in prayer.

Closing ACTS Prayer

- A** God, we praise You for being good and just. We honor You as the One we should all obey.
- C** God, we confess that we are all sinners who have disobeyed You. We know that we can never deserve to be Your people by good things we do. We need a Savior!
- T** Thank You, God, for sending Jesus as the Savior we need. Thank You that He made the way for us to become Your people with His perfect life given as the full payment for the sins of God's people.
- S** God, work in our hearts. Help us to confess our sins to You and turn away from them. Help us to trust in Jesus as our Savior that we might become Your people. Help us to know and love You. Help us to live for You.

In Jesus' name we pray, Amen.

Go to Lesson Plan, p.9 for the script to the rest of the lesson.

BIG QUESTION II



How can we be saved?



ANSWER:

It is God's free gift!

VISUAL
AID

#1

take out



of BQB

The Big Question

Hold up the Big Question sign for all the children to see, and say:

The Big Question we are investigating today is

Big Question Number 11:

How Can We Be Saved?

and the Answer is:

It Is God's Free Gift!

Meaning:

We all have disobeyed God. We have all lost the wonderful special closeness with God that He meant for us to have with Him. No matter how hard we try, we can't ever be good enough to win back special closeness with God. No, we can't save ourselves, but God can. That's why He sent Jesus: to save us as a free gift from Him. Anyone who turns away from their sins and trusts in Jesus as their Savior, will receive His forgiveness. They will become His people, who know Him in their hearts by His Holy Spirit. And one day, God will take them to live with Him forever. This is the free gift God offers to you and me. God is so kind to us!

Let's sing our Big Question Song: "

Big Q & A II Song

DDD ESV Songs 11, track 12

(adapted version of "Pop, Goes the Weasel")

How can we be saved?

How can we be saved?

How can we be saved?

It is God's free gift!

BIG QUESTION II: Three truths about how we can be saved


1.



2.



3.



Visual
Aid

#2



This Unit's Bible Truths

"It is God's free gift" is a good beginning, but there's so more to learn. So it's time for us to dig down even deeper for more answers to our Big Question about God. We're going to be learning THREE Bible truths that all tell us more about this wonderful, free gift God offers us.

Who would like to hand me the picture with our three Bible truths on it? It's in the Big Question Box/Briefcase." Choose a child to get it and hand it to you, then hold it up and show them the pictures of the three truths they will be learning.

After everyone has had a good look, say...

"Ok, we've learned one truth about God's free gift of salvation. It's this one: "When We Tell God Our Sins and Turn Away from Them." (point to picture as you identify the Bible Truth). Now let's look at our Bible Truth Clue sign and see if we can figure out which of these three truths we will be learning about today. Who would like to get it out of the Big Question Briefcase for me?"

Choose a child to open the briefcase, take out the Bible Truth Clue sign and hand it to you.

CAN YOU GUESS BIBLE TRUTH 2?

How Can We Be Saved?

It Is God's Free Gift..

**When We Trust in ???
As Our Own Savior!**

**HINT: What's the name of God's Son?
His name starts with a "J" and
it sounds like "sneezes."**



ANSWER:

**When We Trust in JESUS as
Our Own Savior!**

DDD 11.2 Bible Truth

Visual Aid

#3

take out



of BQB

Revealing the Bible Truth We Are Learning

Hold up the front side for the children to see. Cover up the answer, written along the bottom, and say:

“How Can We Be Saved?

It Is God’s Free Gift!

When We Trust in ??? As Our Own Savior!”

We’re missing one word. Here’s the hint to what the missing word is. It says: “What’s the name of God’s Son? His name starts with a “j” and it sounds like “sneezes.”

Can you guess? It’s “JESUS.”

So, the Bible Truth we are learning today is:

(uncover answer from bottom of sign, show it to them and say:)

“How Can We Be Saved?

It Is God’s Free Gift!

When We Trust in JESUS As Our Own Savior!”

And here is what this Bible Truth means:
(read the meaning off of the back of the sign, say:)

God created us to love and obey Him, but we have all chosen to disobey Him. That’s why we all deserve His punishment, instead of His friendship. Our sins separate us from Him. God would be fair to punish us for our sins, but He has chosen to be so kind to us. He offers to forgive our sins and make us His people through Jesus, His Son.


Jesus came to earth and lived a perfect life. He never, ever disobeyed God. Then on the cross, Jesus chose to offer up His perfect life as the perfect sacrifice for the sins of God’s people. He took the punishment for sins they deserved to save them from their sins.

Jesus died on the cross and was buried in a grave, but He didn’t stay there. He had beaten sin and death for God’s people. He rose from the dead in victory, never to die again! Now, all who turn away from their sins and trust in Jesus as their Savior, are forgiven their sins. They are God’s people who know Him in their hearts by His Holy Spirit. And when they die, they will go to live perfectly happy with Him forever. This wonderful, free gift can be ours, too, when we turn away from our sins and trust in Jesus as our own Savior. Isn’t that wonderful news!

**“If you confess with your mouth that Jesus is Lord
and believe in your heart that God raised him from the dead,
you will be saved.**

**For with the heart one believes and is justified,
and with the mouth one confesses and is saved.”**

--Romans 10:9-10, ESV



Visual
Aid

#4

Place
verse in



take out



of BCB

Bible Truth 2 Bible Verse

Remove the Bible Verse Picture from the "Bible" folder and hold it up for all the children to see, then say:

Romans 10:9-10 tells us:

Romans 10:9-10, ESV

"If you confess with your mouth that Jesus is Lord and believe in your heart that God raised him from the dead, you will be saved. For with the heart one believes and is justified, and with the mouth one confesses and is saved."

Learn a Little: "If you confess Jesus is Lord and believe that God raised him from the dead, you will be saved."

To believe something in your heart is to think that something is true. To confess something is to tell others what you think is true. Christians are those who believe in their hearts that Jesus is the Son of God, who died on the cross to save God's people from their sins. They believe that He rose from the dead on the third day, showing that He had beaten sin and death for them. They love telling this good news to others that they might believe and be saved, too. We must believe in our own hearts that He is our Savior and be willing to confess to others that He is our Lord, if we are to be saved, too!

"We've said our Bible verse, now let's sing it!"

"We've said our Bible verse, now let's sing it!"

If You Confess with Your Mouth:

Romans 10:9-10

DDD ESV Songs 11, track 19

If you confess, with your mouth, "Jesus is Lord,"
And believe in your heart,
That God raised Him from the dead,
You will be saved, you will be saved.
For with the heart, one believes and is justified.

If you confess, with your mouth, "Jesus is Lord,"
And believe in your heart,
That God raised Him from the dead,
You will be saved, you will be saved.
For with the mouth, one confesses and is saved.
Romans Ten: nine through ten.

"Now it's time to do a bit more deep down investigating. Let's see what Detective Dan wants us to help him figure out. Would someone like to get it out for me?"



take out



Place in



Visual Aid



Detective Dan's Listening Assignment #1

Detective Dan's

Listening Assignment #1



Hi, Deep Down Detectives!

I'm working on a brand-new case called:

"The Case of the Amazed Mad Man."

I need to find out:

1. Who was the man who was so mad? What was he so mad about?

AND

2. What amazing thing happened to him? How did he change when it happened?

Can you help me? Listen carefully to the story and you might just hear the answers!

Thanks!

Detective Dan

Then say, "Ok, Deep Down Detectives! Put on your best listening ears and see if you can hear the answers to Detective Dan's questions. When I finish telling the story, we will see if we can answer all of his questions."

Read the Bible Truth story, putting up the storyboard pictures as you tell it.

At the end of the story, repeat the questions and lead the children in answering them. Present the gospel and close in prayer.

Answers to assignment questions, the gospel and ACTS prayer are also included at the end of the story text.

Answers:

1. Who was the man who was so mad? What was he so mad about? Saul. He was mad that Jesus' followers were telling people to trust in Jesus as their Savior.

2. What amazing thing happened to him? How did he change when it happened? Jesus appeared to Saul and Saul knew that He really was the Savior. Saul turned away from his sins and trusted in Jesus as his Savior. He started telling everyone the good news of Jesus.

For You and Me:

God turned Saul from a man who hated Jesus and wanted to hurt God's people, to someone who loved Jesus and served Him his whole life. God can work powerfully in our lives, too, when we turn away from our sins and trust in Jesus as our Savior.

take out



of BOB

Place in



Visual Aid



Detective Dan's Listening Assignment #2

Detective Dan's

Listening Assignment #2



Hi, Deep Down Detectives!

I'm still working on the case called:

"The Case of the Amazed Mad Man."

Our Bible verse is Romans 10:9-10, ESV:

"If you confess with your mouth that Jesus is Lord and believe in your heart that God raised him from the dead, you will be saved. For with the heart one believes and is justified, and with the mouth one confesses and is saved."

I need to find out:

1. Who told people to stop saying Jesus is the Savior?
AND
2. Why did he change his mind?

Can you help me? Listen carefully to the story and you might just hear the answers!

Thanks for your help!

Detective Dan

Then say, "Ok, Deep Down Detectives! Put on your best listening ears and see if you can hear the answers to Detective Dan's questions. When I finish telling the story, we will see if we can answer all of his questions."

Read the Bible Truth story, putting up the storyboard pictures as you tell it. At the end of the story, repeat the questions and lead the children in answering them. Present the gospel and close in prayer.

Answers to assignment questions, the gospel and ACTS prayer are also included at the end of the story text.

Answers:

Our Bible Verse is: Romans 10:9-10, ESV

"If you confess with your mouth that Jesus is Lord and believe in your heart that God raised him from the dead, you will be saved. For with the heart one believes and is justified, and with the mouth one confesses and is saved."

1. **Who told people to stop saying Jesus is the Savior?** Saul did.
2. **Why did he change his mind?** Jesus appeared to Saul and Saul knew that He really was the Savior. Saul turned away from his sins and trusted in Jesus as his Savior.

For You and Me:

How amazing it is that God could change someone like Saul from a man who hated Jesus to a man who loved Him and trusted in Him as his Savior. God can change as to when we turn away from our sins and trust in Jesus as our Savior.


take out



Place in



Visual Aid



Detective Dan's Listening Assignment #3

Detective Dan's

Listening Assignment #3



Hi, Deep Down Detectives!

I'm still working on the case called:

"The Case of the Amazed Mad Man."

I found SIX clues, but TWO of them are NOT in the story. They are: a barrel, a soldier, a jail, an apple, a high priest, and a bright light.

Hold up each of the six pictures for the children to see as you identify them. Better yet, put them up on your flannelgraph board, off to one side.

I need to know:

1. Which four belong in the story and which two don't? AND

2. What surprising person praised Jesus for being God's Son, the Savior? What did God do for this man?

Can you help me? Listen carefully to the story and you might just hear the answers!

Thanks!

Detective Dan

Then say, "Ok, Deep Down Detectives! Put on your best listening ears and see if you can hear the answers to Detective Dan's questions. When I finish telling the story, we will see if we can answer all of his questions."

Read the Bible Truth story, putting up the storyboard pictures as you tell it. At the end of the story, repeat the questions and lead the children in answering them. Present the gospel and close in prayer.

Answers to assignment questions, the gospel and ACTS prayer are also included at the end of the story text.

Answers:

1. **Which four belong in the story and which two don't?** The soldier, the jail, the high priest and the bright light belong. The barrel and the apple do not.

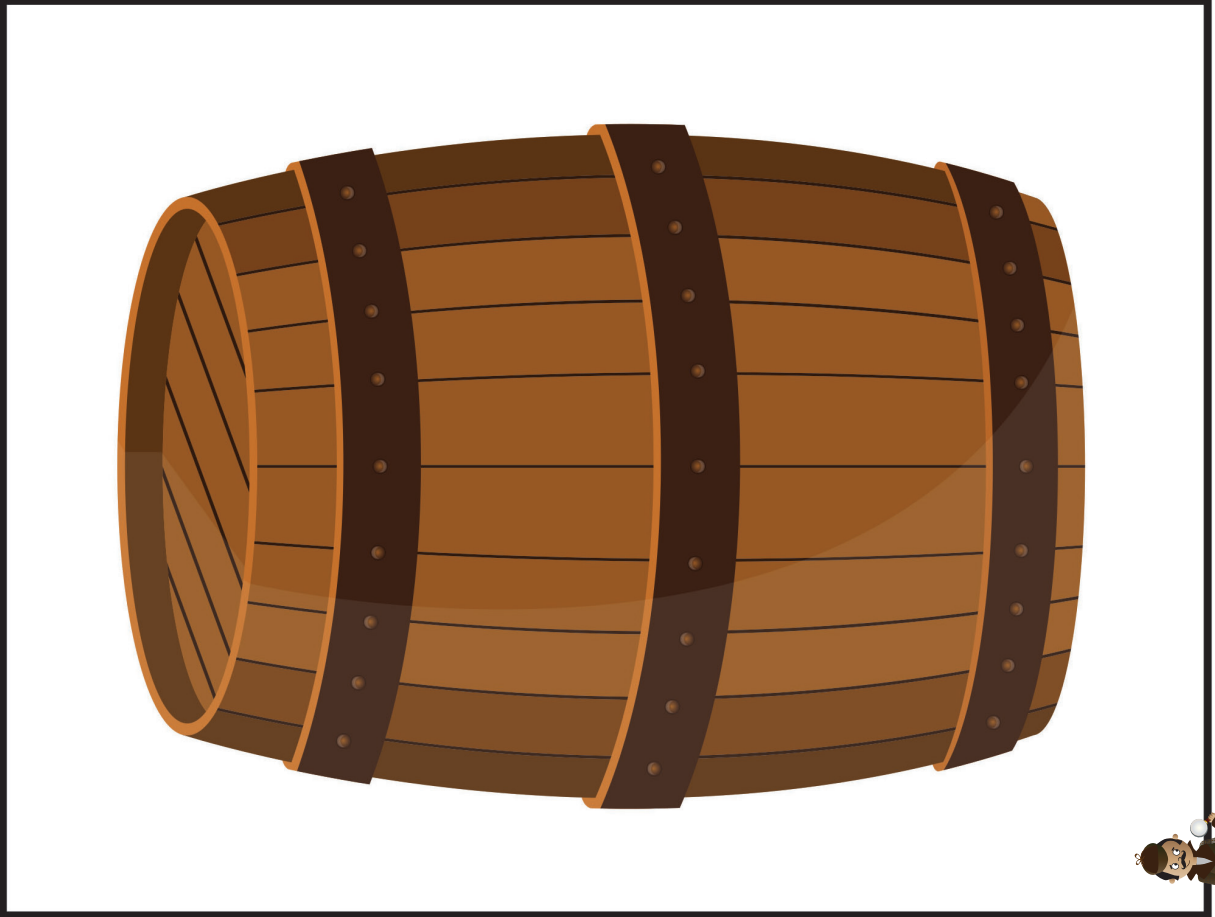
2. **What surprising person praised Jesus for being God's Son, the Savior?** What did God do for this man? Saul did. God showed him that Jesus really was the Son of God. He helped him to turn away from his sins and trust in Jesus as his Savior. God forgave his sins!

For You and Me:

Everyone was so surprised to see Saul change from a man who hated Jesus to a man who loved him and trusted in him as his Savior! God is able to change the heart of anyone! He's able to change our hearts to, ask him to change your heart! Ask him to help you turn away from your sins and trust in Jesus as your Savior. He loves to answer this prayer!



A Soldier



A Barrel



VISUAL
AID

Place in



take out



of BQB

DDD 11.2 Lesson 3 Listening Assignment Clue Picture 2 for kids



VISUAL
AID

Place in




take out



of BQB

DDD 11.2 Lesson 3 Listening Assignment Clue Picture 1 for kids



An Apple



A Jail

VISUAL
AID
#5C

Place in
DDD
Bible™

take out
Big
Question
Briefcase
of BQB


VISUAL
AID
#5C

Place in
DDD
Bible™


take out
Big
Question
Briefcase
of BQB

DDD 11.2 Lesson 3 Listening Assignment Clue Picture 4 for kids

DDD 11.2 Lesson 3 Listening Assignment Clue Picture 3 for kids



A Bright Light



A High Priest

VISUAL
AID
#5C

Place in
DDD
Bible™

take out
Big
Question
Briefcase™
of BQB

VISUAL
AID
#5C

Place in
DDD
Bible™

take out
Big
Question
Briefcase™
of BQB


DDD 11.2 Lesson 3 Listening Assignment Clue Picture 6 for kids

DDD 11.2 Lesson 3 Listening Assignment Clue Picture 5 for

Big Question 11, Bible Truth 2 Storyboard Background Pictures Key (BG)

Put these pictures in place on your storyboard BEFORE you tell your story.


BG1 Jail and House




BG2 Jerusalem and Temple




BG3 Nearby City




BG4 Damascus Gate



BG5 Damascus Houses 1



BG6 Damascus House 2



Big Question 11, Bible Truth 2 Storyboard Pictures Key (SB)

Store these pictures in numerical order in your DDD Bible Folder.
Add these to your story as you tell it. Numbers correspond to placement order.

SB1 Sick People Coming to Jesus



SB2 Sick People Healed



SB3 People Listening to Jesus Teach God's Word



SB4 People Amazed at Jesus' Teaching



SB5 Sinful People Coming to Jesus



SB6 Sinful People Forgiven by Jesus



SB7 Pharisees Coming to Jesus




SB8 Obeying God's Laws



SB9 Obeying Extra Rules



SB10 Making the People Obey the Extra Rules



SB11 Pharisees Think They Are Good



SB12 Pharisees Are Proud



SB13 Pharisees Have Sinful Hearts



SB14 Pharisee Praying At Temple



SB15 Tax Collector Praying at Temple



SB16 Thinking He Is Good



SB17 Boasting to God in Prayer



SB18 Not Good, But Proud



SB19 Tax Collector's Sinful Heart



SB20 Tax Collector Confesses How He Has Broken God's Laws



SB21 Pharisee Goes Home NOT Forgiven and NOT Right with God



SB22 Tax Collector Goes Home Forgiven and Right with God



SB23 Joseph of Arimathea and Nicodemus Know They Have Sinful Hearts



SB24 Joseph of Arimathea and Nicodemus Believing in Jesus as Their Savior and Forgiven



SB25 Jesus Risen from the Dead




NOTE:


Some of the larger images are assembled from two or more pages. You can make these easier to fold by leaving a small gap in the lamination between the pieces. This allows you to fold the image along the gap.




leave slight gap here
to create a "hinge" for
easy folding





BG2 Jerusalem and Temple
Place on board BEFORE telling story
DDD 11.2 Story



BG1 Jail and House
Place on board BEFORE telling story
DDD 11.2 Story




BG3 Nearby City
Place on board BEFORE telling story
DDD 1.1.2 Story





BG4 Damascus Gate, Pt 1 of 2
Glue together, then laminate
Place on board BEFORE telling story
DDD 11.2 Story

BG4 Damascus Gate, Pt 2 of 2
Glue together, then laminate
Place on board BEFORE telling story
DDD 11.2 Story





BG5 Damascus Houses 1
Place on board BEFORE telling story
DDD 11.2 Story



BG6 Damascus Houses 2
Place on board BEFORE telling story
DDD 11.2 Story

SB2 People Hearing the
Good News of Jesus and Believing
DDD 11.2 Story

“Jesus is
God’s Son,
the Savior!”



SB1 Jesus' Followers Telling
Others about Jesus
DDD 11.2 Story

SB4 Stop Saying Jesus
Is the Savior
DDD 11.2 Story




SB3 Angry Saul
DDD 11.2 Story

SB6 Believers Taken to Jail
DDD 11.2 Story

SB5 Saul Knocking on Doors
DDD 11.2 Story

SB11 Trusting in Jesus
as Their Savior
DDD 11.2 Story

SB10 Trusting in Jesus
as Their Savior
DDD 11.2 Story




SB7 Believers Leaving Jerusalem
DDD 11.2 Story

SB18 Saul Knows He Is a Sinner
DDD 11.2 Story


SB23 People Believe
Saul's Message
and Trust in Jesus
as Their Savior
DDD 11.2 Story

SB8 Believers Telling
about Jesus in Nearby City
DDD 11.2 Story



SB9 Believers Telling
about Jesus in Faraway
City (Damascus)
DDD 11.2 Story


SB12 Saul Asking High Priest
to Go to Damascus to
Arrest Christians
DDD 11.2 Story



SB13 Saul and Soldiers
Going to Damascus
DDD 11.2 Story

SB15 Jesus Appearing
from Heaven
DDD 11.2 Story

SB22 Saul Tells the Good
News of Jesus to Others
DDD 11.2 Story



SB21 Saul IS Baptized
DDD 11.2 Story

SB14 Bright Light from Heaven
DDD 11.2 Story



SB17 Soldiers Taking Saul
into Damascus
DDD 11.2 Story

SB16 Saul Falling Down
Before Jesus
DDD 11.2 Story

SB19 Saul Believes Jesus
Is the Savior
DDD 11.2 Story

SB20 God Gives Saul His Sight through
Ananias; Holy Spirit Works in Saul's Heart
and Helps Him Trust in Jesus as His Savior
DDD 11.2 Story

DEEP DOWN DETECTIVES



Visual Aids

Unit 11,

Bible Truth 3

About Deep Down Detectives Visual Aids and Small Format Storyboard Pictures

How Are They Used?



The Deep Down Detectives Visual Aids and Small Format Storyboard Pictures are a companion resource to be used alongside the Deep Down Detectives Core Curriculum for each unit. These colorful pictures are used in presenting the key concepts, telling the Bible stories, and, in playing the Bible Story Review games. The storyboard pictures in this book are for flannelgraph boards 24" x 36" or larger. (Choose Visual Aids with Large Format Storyboard Pictures for very large boards.)

What Do They Include?



There are six, different resources included in this book:

1. Key Concept Visual Aids-- colorful signs of the Big Question and Answer, the Bible Truths taught in each unit, the Bible verses, and the Listening Assignments used with the curriculum for each Bible Truth taught in the unit.

2. The Storyboard Picture Key-- a who's who of the pictures in thumbnail size.

3. Storyboard Suggested Picture Placement page--how you can place your pictures up on your storyboard that works well with the story.


4. The Storyboard Pictures, themselves. Notice that each picture is identified on the back for easy reference.

5. Directions for how to make a homemade flannelgraph storyboard and sturdy storyboard pictures.

6. Directions for making the Deep Down Detectives "Bible" Folder and the **back/front images** to paste in place when making it. (Larger back/front images are found online with the curriculum.)




Ready, Set, Rip It Out!



This book is meant to be ripped up and made into your visual aid. The key concept signs can be cut out and laminated or slipped into sheet protectors. Cut out around the storyboard images and ideally, laminate these. Some of the biggest pictures actually need to be stuck together, before laminating.

Store It!



Deep Down Detectives is a curriculum that can be used over and over. Store your visual aids and storyboard pictures after using them and they will serve you for many years. We store ours in manilla envelopes and then put them (along with all the rest of the curriculum) in magazine files, labeled by unit. If you have multiple classes using the curriculum, store each set of resources in separate manilla envelopes. This will make prep much simpler, second time around.

Replacement Storyboard Pictures



You can always purchase this book again or simply go online to the praisefactory.org website (Deep Down Detectives section) and print out any pictures that go missing.

The Case of the Surprising, Second Birthday*John 3***Story-telling Tips**

Ahead of time:

1. Read the Bible verses and story. Pray!
2. Choose story action cues and prepare storyboard figures/Story Scenes, if using. (In Visual Aids book)
3. Practice telling story with the storyboard figures/Story Scenes, timing your presentation. Shorten, if necessary.

During your presentation:

1. Maintain as much eye contact as possible as you tell the story.
2. Put up storyboard figures/add story action cues/hold up Story Scenes as you tell the story. Allow the children to help you put them on the board, if desired.
3. Include the children in your story with a few questions about what they think will happen or words/concepts that might be new to them.
4. Watch the kids for signs that their attention span has been reached. Shorten, if necessary.

INTRODUCTION/ LISTENING ASSIGNMENTS

"Our story is called: The Case of the Surprising, Second Birthday. Here is your listening assignment." Read from Detective Dan's Listening Assignment signs, but questions are summarized below:

Detective Dan's Lesson #1 Listening Assignment:

I need to know:

1. **What special kind of second birthday did Jesus promised to all who trust in him as her Savior?**
2. **To Who did Jesus tell about this birthday? What did they find so surprising about it?**

Detective Dan's Lesson #2 Listening Assignment:**Our Bible Verse is Titus 3:5-7:**

"...He saved us, not because of works done by us in righteousness, but according to his own mercy, by the washing of regeneration and renewal of the Holy Spirit."

I need to know:

1. **What kind of special, second birthday does God give to each of His people?**
2. **Who does God send to work in their hearts and give them this special, second birthday?**

Detective Dan's Lesson #3 Listening Assignment:I found six clues, but two of them are **NOT** in the story.

They are: a farmer, a pizza, a leaf, an important city person, a heart, and the moon.

Hold each of them up for the children to see as you identify them.

I need to know:

1. **Which four belong in the story and which two don't?**
2. **Who did the Holy Spirit work inside of as they listened to Jesus preach? What special birthday did God give them when he worked?**

Read the assignment questions, THEN SAY,

"Ok, Deep Down Detectives! Put on your best listening ears and see if you can hear the answers to Detective Dan's questions. When I finish telling the story, we will see if we can answer all the questions."

Read the Bible Truth story, answer questions, present the gospel and lead in prayer.

Answers to questions; the gospel; and, ACTS prayer are included with the story text.

The Case of the Surprising, Second Birthday*John 3*

Story with lines separating paragraphs (text in bold, optional interaction cues in italics) Numbers correspond to storyboard pictures and placement upon the storyboard. Always feel free to use less pictures, if it's best for your kids. Simply black out the numbers next to pictures you do not plan to use. All pictures are found in the Visual Aids book. Put BG (background) pictures on storyboard ahead of time. SB pictures (listed below in story text) are added to board as you tell the story. These numbers are also found on the back of each picture. Tip: Stack pictures in numerical order before telling story for easy use. Use sticky-back velcro to attach pictures to storyboard felt. Use sticky-tac putty to stick a picture on top of another picture. OR, if using the Story Scenes to tell the story, disregard the storyboard picture references listed below.

(SB1) To the country, to the cities, went Jesus and His disciples. And everywhere they went, people came. Jesus taught them about God and did amazing things by God's power.

What kind of country people came to Jesus? Well, there were (SB2) plain, country people like shepherds, fishermen, and farmers. And there were (SB3) important country people, like the teachers of God's Word and government workers. Poor people, rich people. Good people, bad people. Sick people, healthy people. Fathers, mothers, and children. They all came to Jesus to hear Him teach about God and do amazing things.

And amazed they certainly were, by what they heard and saw. "This Jesus is not like any other teacher. What amazing things He says about God. What amazing things He does. (SB4) He even heals sick people with just His words. Let's hear more. Let's see more," they exclaimed.

Soon, (SB5) big crowds of country people followed Jesus, listening to Him teach about God and watching the amazing things He did by God's power.

But you know, Jesus wasn't the only one doing amazing things by God's great power. God, the Holy Spirit, was doing some amazing things, too.

For as some of those country people listened to Jesus talk and watched the amazing things He did, (SB6A,6B) God, the Holy Spirit, was at work in their hearts, changing them.

What kind of changes do you think the Holy Spirit was doing in them?

(SB7A,7B) The Holy Spirit helped them turn away from their sins and trust in Jesus as their Savior. Yes, by His Holy Spirit, God was giving these people the best gift of all: the gift of being saved by faith in Jesus.

This wonderful gift meant God forgave their sins and made them His people. They could know and love God in their hearts. And one day, when they died, they would go live with Him, face-to-face forever. What a wonderful thing the Holy Spirit was doing as those country people listened to Jesus!

But God didn't just care about country people. He cared about city people, too. So, (SB8) Jesus and His disciples left the country and went to the great city of Jerusalem. And what did Jesus do when He went there?

Can you guess?

(SB9) Jesus taught them about God and did amazing things by God's great power, just like He had in the country.

All sorts of city people came to Jesus. (SB10) Plain, city people, like the people who sold things in the markets, came. (SB11) Important city people, like the Pharisees (the teachers of God's Word) and government workers, came, too. Poor people, rich people. Good people, (SB12) bad people. Sick people, healthy people. Fathers, mothers, and children. They all came to Jesus to hear Him teach about God and do amazing things.

Story with lines separating paragraphs (text in bold, optional interaction cues in italics)

And amazed they certainly were, by what they heard and saw. "This Jesus is not like any other teacher. What amazing things He says about God. What amazing things He does. (SB13) He even heals sick people with just His words. Let's go hear more. Let's go see more," they exclaimed. (SB14) Soon, big crowds of city people followed Jesus, listening to Him teach about God and watching the amazing things He did by God's power.

But you know, Jesus wasn't the only one doing amazing things by God's great power in the big city of Jerusalem. Can you guess who else was at work?

Can you guess who?

(SB15) It was God, the Holy Spirit. He had done amazing things in the country people; and now, He was doing amazing things in the city people, too. For as some of those city people listened to Jesus talk and watched the amazing things He did, God, the Holy Spirit, worked in their hearts, changing them. (SB16) He helped them turn away from their sins and trust in Jesus as their Savior.

Yes, by His Holy Spirit, God was giving these people the best gift of all: the gift of being saved by faith in Jesus.

This wonderful gift meant God forgave their sins and made them His people. They could know and love God in their hearts. And one day, when they died, they would go live with Him, face-to-face forever. What a wonderful thing the Holy Spirit was doing as those city people listened to Jesus!

Now, among the city people who came to Jesus, was (SB17) a man named Nicodemus. Nicodemus was NOT a plain, city person. He was one of the most important people in both city AND country!

Can you guess what Nicodemus did that would have made him so important?

Nicodemus was one of the head teachers of God's Word. He had spent years and years learning God's Word, then years and years teaching it to others. People looked to Nicodemus to teach them how to live to please God and obey His laws.

But when Jesus came to Jerusalem, Nicodemus just shut his mouth and listened and watched. He could see that Jesus was a teacher unlike any other. A teacher especially sent by God. When Nicodemus was around Jesus, he didn't feel like a teacher anymore. He felt like a learner. "(SB18) No one could do the things Jesus does if God had not sent Him," Nicodemus thought.

What amazed Nicodemus the most was what was happening in the city people who came to Jesus. Nicodemus had taught the people to work hard to obey God's good laws. These good works were how to please God, he taught them. People listened to Nicodemus when he taught, but they rarely ever changed.

(SB19) But when Jesus taught, people were turning away from the bad things they had been doing! They were putting their trust in God! Jesus was teaching, and people were CHANGING!

Story with lines separating paragraphs (text in bold, optional interaction cues in italics)

What was going on? What was changing these people? Nicodemus wanted to know. He decided he would go to find Jesus and talk to Him, all by himself. (SB20) So one night, Nicodemus made his way down the dark streets of Jerusalem to the place where (SB21, SB22) Jesus stayed.

That night as they talked, Jesus answered Nicodemus' questions. Nicodemus was a good Pharisee. He taught the people that only by keeping all of God's good laws could they be God's people and be a part of God's kingdom. (SB23) But Nicodemus had it wrong. Now, Jesus would teach the teacher.

"No one can become one of God's people and part of His kingdom unless they are born again," Jesus told him.

Nicodemus listened to Jesus' words. This time, he wasn't just amazed. He was confused!

Can you guess what confused him?

"Born again? How can this be, Jesus? I'm a full-grown man. Do I have to be born like a baby from a mother again? I don't understand," Nicodemus told Jesus.

"This is a new birth in your heart, not your body. Only God's Holy Spirit working in your heart can make you one of God's people," Jesus explained. "(SB24) The Holy Spirit cleans a heart of sin, just like water cleans away dirt. He helps people repent. That is, He helps them not want to disobey God anymore. He helps them love God and trust in Me as their Savior," Jesus told Nicodemus. "And when the Holy Spirit works, He makes such a big change in your heart you become a new person on the inside, like being born again," Jesus said.

"How can this be?" Nicodemus asked, still trying to understand.

"Nicodemus, you are one of the best teachers of God's Word, yet you don't understand?" Jesus replied. "This why God has sent Me, His Son, from heaven. Yes, God loved the world so much that He sent Me to be the Savior. Whoever believes in Me won't be punished by God for their sins. They will have eternal life," Jesus said. "I will be lifted up on the cross and will pay for their sins, Myself. They will be God's people. They will live with God in His Kingdom forever," Jesus explained.

Nicodemus had much to think about that night as he went home. Jesus had taught him so much about God. New things he had never understood before. Jesus is God's Son, the Savior. The Holy Spirit works inside people to help them believe and make them brand-new people. God's people. What big ideas!

Did the Holy Spirit work in Nicodemus' heart as he thought about these things? It seems that He did. (SB25) Who was it who helped take down Jesus' body from the cross when He died for the sins of God's people? It was Nicodemus! And who was it who took Jesus' body and buried it in a tomb? It was Nicodemus! Some say, Jesus' enemies made Nicodemus stop being a head teacher of God's Word because he believed in Jesus. The Bible doesn't tell us that part of Nicodemus' story.

But something I DO know for sure, is that we can ask God's Holy Spirit to work in our hearts right NOW! He can help us to turn away from disobeying God and to trust in Jesus as our own Savior. Yes, God offers to give even you and me the wonderful, free gift of salvation through Jesus. This is how we can become God's people and enjoy Him forever. Ask God to work in your heart. He loves to answer this prayer!

Cracking the Case: (story wrap-up for Listening Assignments)

It's time to see how we did with our Listening Assignment.

Detective Dan's Lesson 1 Listening Assignment:

1. What special kind of second birthday did Jesus promise to all who trust in him as their Savior? To be a changed person, forgiven of their sins, and one of God's people forever.

2. To whom did Jesus tell about this birthday? What did he find so surprising about it? To Nicodemus. He didn't understand that the Holy Spirit is the One who works inside us and changes our hearts. He is the One who helps us repent and believe, so we can become God's people.

For You and Me:

That special, second birthday wasn't just for important people like Nicodemus. It's for anyone who turns away from their sins and trusts in Jesus as their Savior. Ask the Holy Spirit to work in your heart and help you. He loves to answer these prayers!

**Detective Dan's Lesson 2 Listening Assignment:
Our Bible Verse is Titus 3:5, ESV:**

"...He saved us, not because of works done by us in righteousness, but according to his own mercy, by the washing of regeneration and renewal of the Holy Spirit."

I need to find out:

1. What kind of special, second birthday does God give to each of His people? To be made a new person inside their heart. God forgives their sins and helps them trust in Jesus as their Savior.

2. Who does God send to work in their hearts and give them this special, second birthday? The Holy Spirit.

For You and Me:

That special, second birthday that God gave to His people long ago is something He still gives to people today. How? When they turn away from their sins and trust in Jesus as their Savior. Ask the Holy Spirit to come and work in your heart and help you do this. He loves to answer this prayer!

Detective Dan's Lesson 3 Listening Assignment:

Our six clues were: a farmer, a pizza, a leaf, an important city person, a heart, and the moon.

1. Which four belong in our story?

The farmer, the important city person, the heart and the moon belong.

2. Who did the Holy Spirit work inside of as they listened to Jesus preach? What special birthday did God give them when he worked? He worked inside of many country and city people. The Holy Spirit helped them turn away from their sins and trust in Jesus as their Savior. He changed their hearts so they would become God's people. This is the special, second birth of salvation through Jesus.

For You and Me:

The Holy Spirit work in the hearts of many as they listen to Jesus preach from God's Word long ago. And He still works in hearts today as we listen to God's Word. Ask Him to work in your heart. Ask Him to help you to turn away from your sins and trust in Jesus as your Savior.

The Gospel (story wrap-up if NOT using Listening Assignments)**Our Bible Truth is:****How Can We Be Saved?****It Is God's Free Gift...****When the Holy Spirit Works in Our Hearts!**

How can we be saved? It is God's free gift... when the Holy Spirit works in our hearts. All of us are sinners. We would rather do things our own ways rather than obey God. We have hearts that are dead and empty of love for Him and His good ways! We would never choose to love God on our own. We deserve God's punishment, but He is full of mercy! He sent His Son, Jesus, to be our Savior. Jesus lived a perfect life. Then on the cross, He suffered and died, giving His perfect life as the full payment for the sins of God's people. On the third day, Jesus rose from the dead. He had really beaten sin and death for them! We can become God's people, too, when we turn away from our sins and trust in Jesus as our Savior. God's Holy Spirit can work in our hearts, helping us to do this. And if we do, the Holy Spirit will go on working in our hearts the rest of our lives, helping us know God, love Him, and live for Him. Then one day, we will go to live with God forever. Ask Him to help you! He loves to do this!

Close in prayer.

Closing ACTS Prayer

- A** God, we praise You for being the Changer of the hearts of sinful people, like us.
- C** God, we confess that we are all sinners. We have hard hearts that are slow to believe, love, and obey You. We need Jesus to save us!
- T** Thank You for sending Your Holy Spirit to work in the hearts of people like us, so we can know You, love You, and live for You. You give us what we need but could never get on our own.
- S** God, send the Holy Spirit to work in our hearts. Give us faith as we hear Your Word, the Bible. Help us to turn away from our sins and trust in Jesus as our Savior. Make us new creations! Give us the new birth! We want to know You and live for You!

In Jesus' name we pray, Amen.

Go to Lesson Plan, p.9 for the script to the rest of the lesson.

BIG QUESTION II



How can we be saved?



ANSWER:

It is God's free gift!

VISUAL
AID

#1

take out



of BQB

The Big Question

Hold up the Big Question sign for all the children to see, and say:

The Big Question we are investigating today is

Big Question Number 11:

How Can We Be Saved?

and the Answer is:

It Is God's Free Gift!

Meaning:

We all have disobeyed God. We have all lost the wonderful special closeness with God that He meant for us to have with Him. No matter how hard we try, we can't ever be good enough to win back special closeness with God. No, we can't save ourselves, but God can. That's why He sent Jesus: to save us as a free gift from Him. Anyone who turns away from their sins and trusts in Jesus as their Savior, will receive His forgiveness. They will become His people, who know Him in their hearts by His Holy Spirit. And one day, God will take them to live with Him forever. This is the free gift God offers to you and me. God is so kind to us!

Let's sing our Big Question Song: "

Big Q & A II Song

DDD ESV Songs 11, track 12

(adapted version of "Pop, Goes the Weasel")

How can we be saved?

How can we be saved?

How can we be saved?

It is God's free gift!

BIG QUESTION II: Three truths about how we can be saved


1.



2.



3.



Visual
Aid

take out



This Unit's Bible Truths

"It is God's free gift" is a good beginning, but there's so more to learn. So it's time for us to dig down even deeper for more answers to our Big Question about God. We're going to be learning THREE Bible truths that all tell us more about this wonderful, free gift God offers us.

Who would like to hand me the picture with our three Bible truths on it? It's in the Big Question Box/Briefcase." Choose a child to get it and hand it to you, then hold it up and show them the pictures of the three truths they will be learning.

After everyone has had a good look, say...

"Ok, we've learned two truths about God's free gift of salvation. They are: "When We Tell God Our Sins and Turn Away from Them"; and, "When We Trust in Jesus as Our Own Savior." (point to picture as you identify each Bible Truth). Now let's look at our Bible Truth Clue sign and see if we can figure out which of these three truths we will be learning about today. Who would like to get it out of the Big Question Briefcase for me?"

Choose a child to open the briefcase, take out the Bible Truth Clue sign and hand it to you.

CAN YOU GUESS BIBLE TRUTH 3?

How Can We Be Saved?


It Is God's Free Gift..

**When the Holy Spirit
Works in Our ????!**

HINT: What did God put deep inside of us
so we can know and love Him?
It starts with an "h" and it rhymes with "starts."

ANSWER:

**When the Holy Spirit Works in
Our HEARTS!**



Visual Aid take out

#3



of BQB

Revealing the Bible Truth We Are Learning

Hold up the front side for the children to see. Cover up the answer, written along the bottom, and say:

“How Can We Be Saved?

It Is God’s Free Gift!

When the Holy Spirit Works in Our ?????!”

We’re missing one word. Here’s the hint to what the missing word is. It says: “What did God put deep inside of us so we can know and love Him? It starts with an “h” and it rhymes with “starts.”

Can you guess? It’s “HEARTS.”

So, the Bible Truth we are learning today is:

(Uncover answer from bottom of sign, show it to them and say:)

“How Can We Be Saved?

It Is God’s Free Gift!

When the Holy Spirit Works in Our HEARTS!!”

And here is what this Bible Truth means:

(read the meaning off of the back of the sign, say:)

All of us are sinners. We would rather do things our own way rather than obey God. We have hearts that are dead and empty of love for Him and His good ways. We would never choose to love God on our own.

But guess what God does for His people? He treats them so much better than they deserve! He sends His Holy Spirit to work in their hearts. When they hear God’s Word, He helps them know they are sinners. He helps them want to stop disobeying God and trust in Jesus as their Savior. He makes their hearts alive to God. Now, they know God and want to obey and love Him.

We can be God’s people, too! We can ask God to send the Holy Spirit to work in our hearts. He can help us to ask God to forgive our sins, trust Jesus as our Savior, and live for Him. Then we can know God in our hearts, now; and when we die, we will go to live perfectly happily with Him forever.

“He saved us, not because of works done by us in righteousness, but according to his own mercy, by the washing of regeneration and renewal of the Holy Spirit.” --Titus 3:5-7, ESV



Bible Truth 3 Bible Verse

Remove the Bible Verse Picture from the "Bible" folder and hold it up for all the children to see, then say:

Titus 3:5-7 tells us:

Titus 3:5-7, ESV

"...He saved us, not because of works done by us in righteousness, but according to his own mercy, by the washing of regeneration and renewal of the Holy Spirit:"

Learn a Little: "He saved us by the Holy Spirit:"

What does that mean?

We can never please God with our own, good works. Only through Jesus' perfect life offered up in the place of sinners can we be saved. And what a salvation it is! God, Himself, sends His Holy Spirit to work in the hearts of His people. He gives them the gift of faith. He helps them turn away from their sins. He makes them clean of their sins and all new on the inside. This is how we, too, can become God's people--His heirs; that is, His children who will receive eternal life and live with Him forever.

"We've said our Bible verse, now let's sing it!"

He Saved Us:

Titus 3:5-7

DDD ESV Songs 11, track 21

He saved us, he saved us,
By regeneration
And renewal of the Spirit.
He saved us, he saved us,
By the Holy Spirit.

The Holy Spirit whom he poured out,
On us richly,
Through Jesus Christ our Lord,
The Holy Spirit whom he poured out,
On us, through Jesus Christ.
Titus Three, verses five through seven.

"Now it's time to do a bit more deep down investigating. Let's see what Detective Dan wants us to help him figure out. Would someone like to get it out for me?"


take out



Place in




Visual Aid



Detective Dan's Listening Assignment #1

Detective Dan's

Listening Assignment #1



Hi, Deep Down Detectives!

I'm working on a brand-new case called:

"The Case of the Surprising, Second Birthday."

I need to find out:

1. What special kind of second birthday did Jesus promise to all who trust in him as her Savior?
- AND
2. To Who did Jesus tell about this birthday? What did they find so surprising about it?

Can you help me? Listen carefully to the story and you might just hear the answers!

Thanks!

Detective Dan

Then say, "Ok, Deep Down Detectives! Put on your best listening ears and see if you can hear the answers to Detective Dan's questions. When I finish telling the story, we will see if we can answer all of his questions."

Read the Bible Truth story, putting up the storyboard pictures as you tell it.

At the end of the story, repeat the questions and lead the children in answering them. Present the gospel and close in prayer.

Answers to assignment questions, the gospel and ACTS prayer are also included at the end of the story text.

Answers:

1. What special kind of second birthday did Jesus promise to all who trust in him as their Savior? To be a changed person, forgiven of their sins, and one of God's people forever.
2. To whom did Jesus tell about this birthday? What did he find so surprising about it? To Nicodemus. He didn't understand that the Holy Spirit is the One who works inside us and changes our hearts. He is the One who helps us repent and believe, so we can become God's people.

For You and Me:

That special, second birthday wasn't just for important people like Nicodemus. It's for anyone who turns away from their sins and trusts in Jesus as their Savior. Ask the Holy Spirit to work in your heart and help you. He loves to answer these prayers!

take out



Place in



Visual Aid



Detective Dan's Listening Assignment #2

Detective Dan's

Listening Assignment #2



Hi, Deep Down Detectives!

I'm still working on the case called:

"The Case of the Surprising, Second Birthday."

Our Bible Verse is Titus 3:5-7, ESV:

"...He saved us, not because of works done by us in righteousness, but according to his own mercy, by the washing of regeneration and renewal of the Holy Spirit."

I need to find out:

1. What kind of special, second birthday does God give to each of His people?

AND

2. Who does God send to work in their hearts and give them this special, second birthday?

Can you help me? Listen carefully to the story and you might just hear the answers!

Thanks for your help!

Detective Dan

Then say, "Ok, Deep Down Detectives! Put on your best listening ears and see if you can hear the answers to Detective Dan's questions. When I finish telling the story, we will see if we can answer all of his questions."

Read the Bible Truth story, putting up the storyboard pictures as you tell it. At the end of the story, repeat the questions and lead the children in answering them. Present the gospel and close in prayer.

Answers to assignment questions, the gospel and ACTS prayer are also included at the end of the story text.

Answers:

Our Bible Verse is Titus 3:5-7, ESV

"...He saved us, not because of works done by us in righteousness, but according to his own mercy, by the washing of regeneration and renewal of the Holy Spirit:"

I need to find out:

1. What kind of special, second birthday does God give to each of His people? To be made a new person inside their heart. God forgives their sins and helps them trust in Jesus as their Savior.

2. Who does God send to work in their hearts and give them this special, second birthday? The Holy Spirit.

For You and Me:

That special, second birthday that God gave to His people long ago is something He still gives to people today. How? When they turn away from their sins and trust in Jesus as their Savior. Ask the Holy Spirit to come and work in your heart and help you do this. He loves to answer this prayer!

take out



Place in



Visual Aid



Detective Dan's Listening Assignment #3

Detective Dan's

Listening Assignment #3



Hi, Deep Down Detectives!

I'm still working on the case called:

“The Case of the Surprising, Second Birthday.”

I found SIX clues, but TWO of them are NOT in the story. They are: a farmer, a pizza, a leaf, an important city person, a heart, and the moon.

Hold up each of the six pictures for the children to see as you identify them. Better yet, put them up on your flannelgraph board, off to one side.

I need to know:

1. Which FOUR pictures belong in the story and which TWO do NOT?
2. Who did the Holy Spirit work inside of as they listened to Jesus preach? What special birthday did God give them when he worked?

Can you help me? Listen carefully to the story and you might just hear the answers!

Thanks!

Detective Dan

Then say, “Ok, Deep Down Detectives! Put on your best listening ears and see if you can hear the answers to Detective Dan's questions. When I finish telling the story, we will see if we can answer all of his questions.”

Read the Bible Truth story, putting up the storyboard pictures as you tell it. At the end of the story, repeat the questions and lead the children in answering them. Present the gospel and close in prayer.

Answers to assignment questions, the gospel and ACTS prayer are also included at the end of the story text.

Answers:


1. Which four belong in our story?

The farmer, important city person, a heart, and the moon belong. The pizza and the leaf do not.

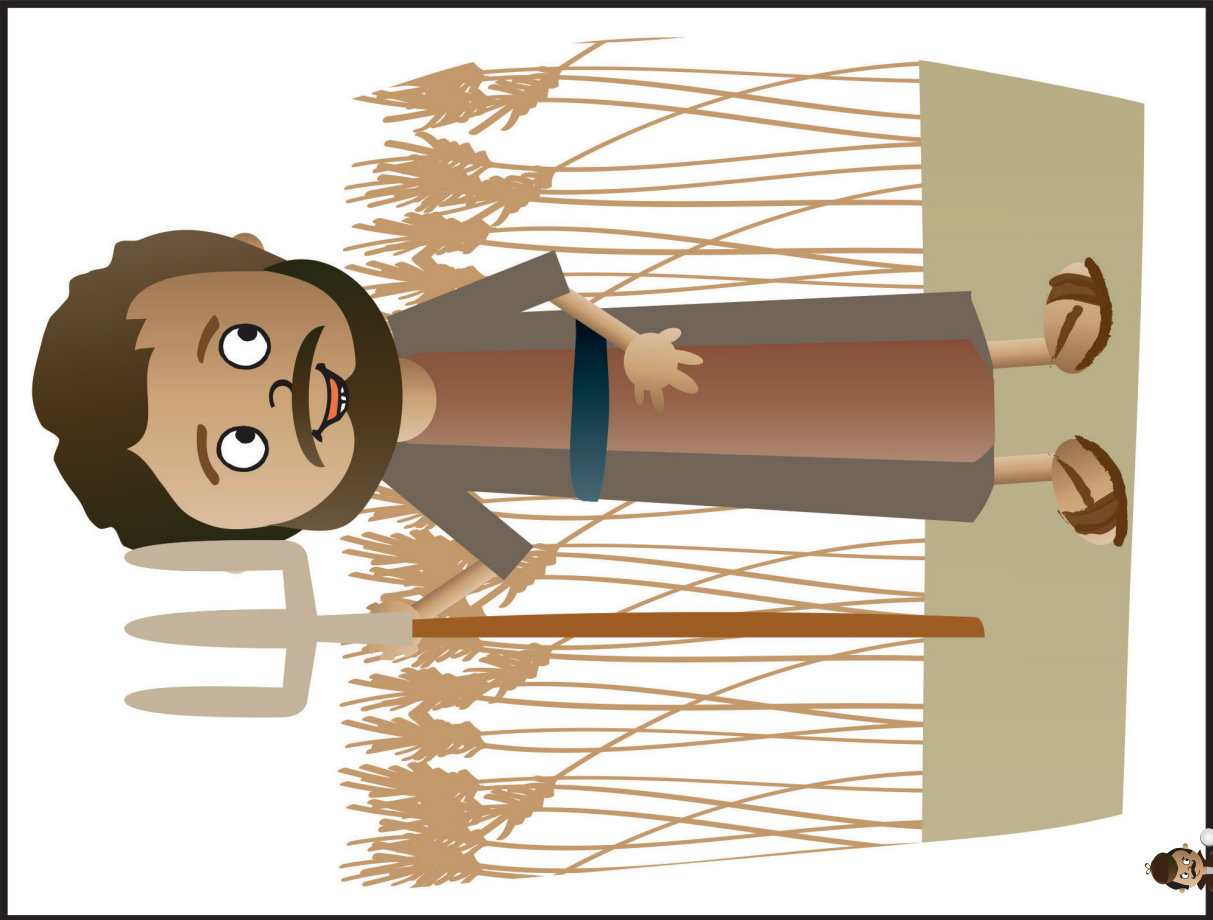
2. Who did the Holy Spirit work inside of as they listened to Jesus preach? What special birthday did God give them when he worked? He worked inside of many country and city people. The Holy Spirit helped them turn away from their sins and trust in Jesus as their Savior. He changed their hearts so they would become God's people. This is the special, second birth of salvation through Jesus.

For You and Me:

The Holy Spirit work in the hearts of many as they listen to Jesus preach from God's Word long ago. And He still works in hearts today as we listen to God's Word. Ask Him to work in your heart. Ask Him to help you to turn away from your sins and trust in Jesus as your Savior.



A Pizza



A Farmer

VISUAL
AID
#5C

Place in
DDD
Bible™

take out
Big
Question
Bible™
of BQB


DDD 11.3 Lesson 3 Listening Assignment Clue Picture 2 for kids

VISUAL
AID
#5C

Place in
DDD
Bible™

take out
Big
Question
Bible™
of BQB

DDD 11.3 Lesson 3 Listening Assignment Clue Picture 1 for kids



An Important Man



A Leaf



VISUAL
AID
#5C

Place in
DDD
Bible™

take out
Big
Question
Bible™
of BQB


DDD 11.3 Lesson 3 Listening Assignment Clue Picture 4 for kids

VISUAL
AID
#5C


Place in
DDD
Bible™

take out
Big
Question
Bible™
of BQB

DDD 11.3 Lesson 3 Listening Assignment Clue Picture 3 for kids



A Moon



A Heart

VISUAL
AID
#5C

Place in
DDD
Bible™

take out
Big
Question
Briefcase
of BQB

VISUAL
AID
#5C

Place in
DDD
Bible™

take out
Big
Question
Briefcase
of BQB

DDD 11.3 Lesson 3 Listening Assignment Clue Picture 6 for kids

DDD 11.13 Lesson 3 Listening Assignment Clue Picture 5 for

Big Question 11, Bible Truth 3 Storyboard Background Pictures Key (BG)

Put these pictures in place on your storyboard BEFORE you tell your story.

BG1 Country Occupations



BG2 Country Town



BG3 Jerusalem




BG4 Jerusalem Occupations



BG5 Temple



BG6 House Where Jesus Is Staying



Big Question 11, Bible Truth 3 Storyboard Pictures Key (SB)

Store these pictures in numerical order in your DDD Bible Folder.

Add these to your story as you tell it. Numbers correspond to placement order.

SB1 Jesus and His Disciples (in the Country)



SB2 Country Shepherds, Farmers, Fishermen Listen to Jesus



SB3 Country Families, Sick People, Teachers and Rich People Listen to Jesus



SB4 Sick People Healed



SB5 Crowds Gather in Country



SB6A,6B Holy Spirit at Work in Hearts (Country)



SB7A,7B Country People Believing in Jesus



SB8 Jesus' Disciples in the City



SB9 Jesus in City



SB10 City Market People and Sick People Listen to Jesus



SB11 City Teachers Listen to Jesus



SB12 City Bad People Listen to Jesus

SB13 City Sick Healed



SB14 City Crowds Gather



SB15 Holy Spirit at Work in Hearts (City)



SB16 City People Believing in Jesus



SB17 Nicodemus Listens to Jesus



SB18 Nicodemus Wonders about Jesus



SB19 Nicodemus Sees Bad People Change through Jesus



SB20 Nicodemus Walks to See Jesus



SB21 Jesus Talking to Nicodemus



SB22 Nicodemus Talks to Jesus



SB23 Keeping God's Laws Can't Change People Enough to Please God









SB24 The Holy Spirit Can Change People as They Believe in Jesus as Their Savior



SB25 Nicodemus Helps Bury Jesus' Body



Note: Use sticky tac putty rather than velcro on back of pictures placed on top of other pictures.




NOTE:


Some of the larger images are assembled from two or more pages. You can make these easier to fold by leaving a small gap in the lamination between the pieces. This allows you to fold the image along the gap.




leave slight gap here
to create a “hinge” for
easy folding




BG1 Country Occupations,
DDD 11.3 Story
Put on board BEFORE telling story



BG3 Jerusalem,
DDD 11.3 Story
Put on board BEFORE telling story




BG2 Country Town
DDD 11.3 Story
Put on board BEFORE telling story




BG4 Jerusalem Occupations, Pt 1 of 2
DDD 11.3 Story
Glue together and laminate
Put on board BEFORE telling story

BG4 Jerusalem Occupations, Pt 2 of 2
DDD 11.3 Story
Glue together and laminate
Put on board BEFORE telling story





BG5 Temple
DDD 11.3 Story
Put on board BEFORE telling story



BG6 House Where Jesus Is Staying
DDD 11.3 Story
Put on board BEFORE telling story

SB1 Jesus and His Disciples
(in the Country)
DDD 11.3 Story



SB16 City People
Believing in Jesus
DDD 11.3 Story

SB7A Country People
Believing in Jesus
DDD 11.3 Story

SB7B Country People
Believing in Jesus
DDD 11.3 Story



SB6B Holy Spirit
at Work
in Hearts
(Country)

SB6A Holy Spirit
at Work
in Hearts
(Country)

SB12 City Bad People
Listen to Jesus
DDD 11.3 Story

SB2 Country Shepherds,
Farmers, Fishermen Listen
to Jesus
DDD 11.3 Story

SB15 Holy Spirit
at Work in Hearts (City)
DDD 11.3 Story






SB17 Nicodemus Listens to Jesus
DDD 11.3 Story

SB13 City Sick Healed
DDD 11.3 Story

SB4 Sick People Healed
(Country) DDD 11.3 Story

SB3 Country Families,
Sick People, Teachers and
Rich People Listen to Jesus
DDD 11.3 Story

SB5 Crowds Gather in
Country
DDD 11.3 Story





SB8 Jesus' Disciples
in the City
DDD 11.3 Story

SB9 Jesus in City
DDD 11.3 Story

SB10 City Market People
and Sick People
Listen to Jesus
DDD 11.3 Story

SB19 Nicodemus Sees Bad
People Change through Jesus
DDD 11.3 Story

SB18 Nicodemus Wonders
about Jesus
DDD 11.3 Story



SB11 City Teachers
Listen to Jesus
DDD 11.3 Story

SB24 The Holy Spirit Can Change People as They
Believe in Jesus as Their Savior
DDD 11.3 Story


SB22 Nicodemus Talks to Jesus
DDD 11.3 Story

SB21 Jesus Talking to Nicodemus
DDD 11.3 Story

SB14 City Crowds Gather
DDD 11.3 Story



SB20 Nicodemus Walks to
See Jesus
DDD 11.3 Story



SB25 Nicodemus Helps
Bury Jesus' Body
DDD 11.3 Story



SB23 Keeping God's Laws Can't
Change People Enough to
Please God
DDD 11.3 Story

DEEP DOWN DETECTIVES



Other Visual Aids

Big Question Box/Briefcase

What You Want

The Big Question Briefcase is a briefcase or other container with these characteristics:

- Ideally, this should be around 17" x 12", but needs to be at least big enough to fit a 8 ½" x 11" sheets of paper inside it.
- Have various pockets to put these sheets in
- Is attractive or curious looking to preschoolers
- Not necessary, but extremely fun, if it has a combination lock

Finding a Briefcase:

You can certainly buy one new, but you always may find a used one at a thrift shop. Or, someone may have one they want to donate. We use one that stores valuables in it and is the 17" x 12" size. Very durable and has the lock feature that the kids love.

You also can move away from the briefcase idea and use a little trunk or other box for your substitute briefcase. Just change the name to the Big Question Box, if you use a box instead. A boot box or the cardboard box that 10 reams of copy paper comes in is a great size, if you are using a box.

If you use a box, but want a lock-like feature, that's easy to do. Simply cut "straps" out of felt or vinyl and glue in place to the top and bottom sides of the box on one side, with the top strap overlapping the bottom straps. Add velcro to the top and bottom pieces so that they meet and fasten. Make back "hinges" for the box with the felt/vinyl straps, too. Or, you can simply add a belt around the box that has to be unfastened before the box can be opened.

Here are some suggestions for decorating a box or even the outside of your briefcase to make it appealing.

Supplies

Your box/briefcase
Plain white contact paper or white cardstock
Colorful wrapping paper
Glitter glue
Markers
Sequins, fake jewels, buttons, rick rack, etc.
Other decorating supplies
Stickers
Glue
Clear packing tape

Directions

1. If you are using a box that has wording on it, you will first need to make plain surfaces for decorating and a hinge for the lid. Stick the white contact paper or white cardstock to each side of the box. On the other hand, you can also use colorful wrapping paper. Then, make a lid by sticking the clear packing tape along one long side of the box, attaching the lid to the box.

2. Use the craft decorating supplies to decorate the box. If desired, you can put a big question mark on top of the box, but remember that you are working with two and three year olds: the question mark symbol is not very meaningful to them yet.

Making a Flannelgraph Storyboard

for use in story-telling and in playing the story review games

While you may decide to use sticky tac and stick your storyboard pictures to a white board, it is very easy to make a flannelgraph board. The advantage to the flannelgraph board is that the pictures stick very easily and there is no messing with the sticky-tac.

Supplies

Large Format Pictures Board: AT LEAST a 36" x 48" foamboard or corkboard (We actually use a far bigger canvas and attach it to the wall) A science project board with the two sides that fold out makes a good 36" x 48" board.

Small Format Pictures Board: AT LEAST a 24" x 36" (to 36" x 48)" board

Large piece of neutral-colored felt to cover your board with extra to overlap over to the back, if desired.

Glue gun and glue sticks

Directions

1. Center felt on front side of board. Turn over. Secure in place with glue.

Making Durable Storyboard Pictures

for use in story-telling and in playing the story review games

Whether you purchase the Deep Down Detectives storyboard pictures from Amazon or print them off the website (included in the Deep Down Detectives Visual Aids book), you will want to find some way to make them more durable. They are used not only as a part of telling the story, but are integral in the story review games. Here's how we make ours durable enough to be used over and over again. **See note below for other simpler options for using these pictures.**

Supplies

Deep Down Detectives Visual Aids book (purchased or downloaded)

White cardstock or printer paper (if downloading pictures)

Sticky-back velcro, circles or cut pieces; or sticky tac putty

Laminator or Self-laminating sheets

Sturdy Sheet Protectors, preferably the "Secure Top" kind, like offered by Avery

Flannelgraph pictures for the Bible stories found at www.praisefactory.org with each unit's resources.

Directions

1. Purchase from Amazon or download and print out the storyboard figures.
2. Cut out flannelgraph figures.
3. Laminate the figures.

Special tip: When laminating the big background pictures that are two (and sometimes even three or four) pieces put together, leave a small gap between the two pieces before laminating together. This small space acts like a hinge and allows you to fold up pictures without hurting them into a manilla envelope that fits 8.5" x 11" sheets of paper along with all of the smaller, regular-sized storyboard pictures.

4. If using a flannelgraph board: Stick a piece of sticky backed velcro (ROUGH SIDE) onto the back of each figure. If using sticky tack and whiteboard: simply stick a small amount of sticky tack on the back of a picture when using it. Remove and store sticky tack in airtight container.

Note: Instead of using all of the pictures as separate flannelgraph pieces, you can choose to use only a few (helpful to have 10 for the story review game); you can clump them onto posterboard and make them into picture scenes; or, you can simply use the Storyboard Picture Guide as a single picture. At praisefactory.org, go to DDD Bits and Pieces for a 22" x 28" poster size jpg of this picture guide if you want to create a large version.

The Deep Down Detectives “Bible” Folder

This is a homemade folder that looks (kinda) like the cover of a Bible. You will use this to put the Bible verse, the Bible Story and storyboard pictures to help make the point that the truths you are teaching them come from the Bible.

Supplies

1 piece of 22" x 28" posterboard (white is fine. Green or brown is nice)

Glue

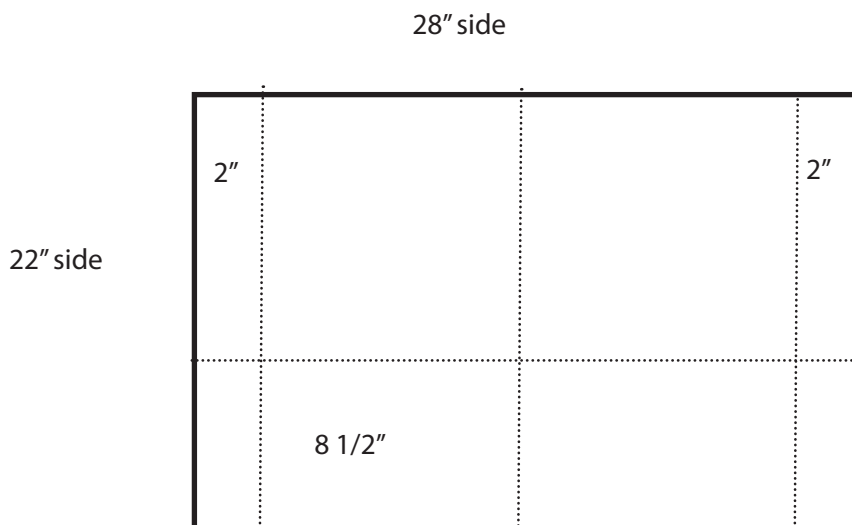
Stapler and staples or packing tape

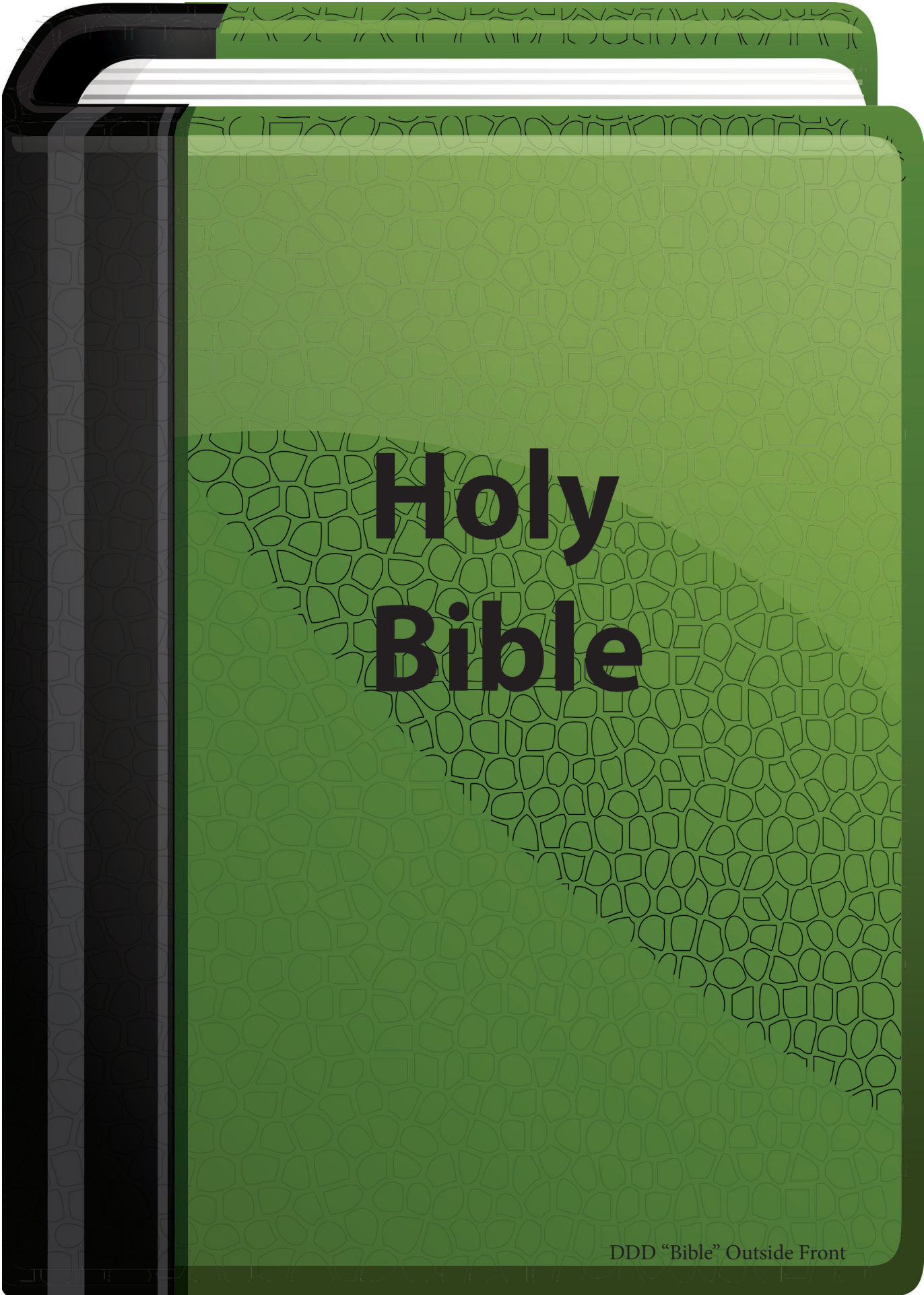
The Bible Cover pictures (see online with resources for this unit or from the back of each Deep Down Detectives Visual Aids book.)

NOTE: The Bible Cover pictures included in the Deep Down Detectives Visual Aids books cannot be created larger than 8.5" x 11". That means that they will be under-sized for a Bible Folder of the dimensions you are making. However, you can go online to the Deep Down Detectives curriculum and there is a pdf of a bigger version of these covers that will actually fit the size of this Deep Down Detectives “Bible” Folder.

Directions

1. Lay out poster board with long side along the bottom.
2. Fold in 2" on each side.
3. Take packing tape and tape the folded in 2" flaps to the main section of the posterboard, all the way down.
3. Fold up 8 1/2" on the bottom of the poster board.
4. Use packing tape to tape this flap in place, all the way down.
5. Take scissors and snip through the tape where the flap is attached to the folder. This will give you a bit more room in the folder.
6. Fold the poster board in the middle to make the center fold.
7. Cut out the Bible Cover Pictures. If possible, laminate these. They will last longer.
- 8.. Glue the two cover pieces to the outside of the folder.



The image shows the front cover of a Bible. The cover is a vibrant green color with a repeating pattern of irregular, rounded shapes, resembling a stone or mosaic texture. The text "Holy Bible" is printed in a large, bold, black sans-serif font in the center of the cover. The spine of the Bible is visible on the left side, showing a dark grey or black textured material. The top edge of the Bible is slightly rounded, and the pages are visible at the top. In the bottom right corner, there is a small, faint text label.

Holy Bible

DDD "Bible" Outside Front



DDD "Bible" Outside Back

