

DEEP DOWN DETECTIVES

**Curriculum Resources
for Unit 15, Bible Truth 2:**



**Why Do God's People Go to Church?
To Worship God and
Love One Another...**

**By Learning from God's Word,
the Bible!**

Session Prep (especially good for newbies!)

Pray!



Pray for the Holy Spirit to be at work in your and the children's hearts.

Review



If new to the curriculum, look at the **Getting Started with Deep Down Detectives section of the Core Curriculum book.** (p.5) It will be especially helpful to read through the Deep Down Detectives section of **The Praise Factory Tour: Extended Version Book.** This is a visual way to understand what goes on in the classroom. (A pdf of the book is found in the samples section on the website.)

Look through and Learn the Lesson



Read over **lesson plan.** Practice any **songs or action rhymes** you are using. Choose/make up motions to go with these. Choose less with younger children and more with older preschoolers. **Practice the lesson with the visual aids** and using the Big Question Box/Briefcase.

Read and Rehearse the Bible Story with Pictures



Read the Bible story from the Bible. Read the curriculum version. Practice telling it with the storyboard pictures. (If you have not previously laminated the story pictures, do that now.) Or, rehearse it from the Simple Story Scenes, if you are using those.

Let There Be Music



Download the music and listen to the songs. Choose which of the songs you will use with the children. If using live musicians, make sure they have the sheet music (Appendix A, Core Curriculum book).

Put the Props in Place



1. Prepare your Visual Aids. Put the Big Question, Unit Bible Truths, Bible Truth, Bible Verse, and Listening Assignment signs, as well as the Bible Story script in one side of the Bible folder.
2. Get out your storyboard. If using Simple Story Scenes, put these in your Bible Folder. Or, if using the individual storyboard figures, put all background pictures in place (they have a BG by the number). Put the rest of the storyboard pictures (these have a SB by the number) in order of use in the other side of the Bible folder.
3. Put the DDD Bible Folder as well as the Big Question sign in the Big Question Box/Briefcase and shut it. If your box/briefcase has locks and you want to use the unlocking the box as part of your session, lock it now....but make sure you have the key or know the code first.
4. Prepare the music CD or sheet music or mp3 device for use in your session.

Set Out Free Play Activities



Choose and set up free time activities you will use with the children. Choose a variety of different activities that will be enjoyed by different types of children. Rotate the activities you provide to keep them interesting and fresh to your children. (Suggestions in Appendix D, Core Curriculum books.)

Prepare Any Activities



Choose which (if any) of the Bible Truth games and crafts activities you want to use in the session. Bear in mind your time frame as well as the developmental abilities and attention span of your children as you decide which/how many to prepare. **Look over the Discussion Sheet** and choose a few questions you might use to spark discussion with the children as they do their activities (especially good for ages 3's+). Pray for God to give you opportunities to talk about these things with the children.

Let Them Take It with Them



Make copies of the craft/take home sheets, if you are not already using them as one of your activities. You may also want to make copies of the story (see take-home version of each story included in Appendix C with the other take home resources) to have for parents to use with their children at home. There's a link on each craft/take home sheet to the story, if you don't make hard copies.

Store It



After your session is over, collect the resources and store them for future use. This curriculum can be used over and over for years to come.

Unit 15: God's People Gather Together

UNIT OVERVIEW

A church is God's people gathering together. Some churches meet in special buildings. Some churches meet in homes. Some meet outside. No matter where they meet, when God's people gather together, they are a church. When God's people gather together as a church, they worship God. They worship Him for being the one, true God who is not like anyone else. They worship Him for saving them through Jesus. They sing songs and pray to God. They listen to the Bible and learn how to obey it. God's people also gather together to love one another. They talk with each other, and take care of each other, and pray for each other. The Bible tells us that God's people are to meet together often. It tells us that when they gather together, Jesus will be there with them in a special way. We can be God's people when we turn away from our sins and trust in Jesus as our Savior. Then, we will gather together with God's people to worship God and love one another, too!

UNIT BIBLE VERSE: Hebrews 10:24-25

"Let us consider how we may spur one another on toward love and good deeds. Let us not give up meeting together."

BIG QUESTION UNDER INVESTIGATION: Why Do God's People Go to Church?

ANSWER: To Worship God and Love One Another!

OPTIONAL Big Question 15 INTRODUCTION LESSON (Use Hide 'n' Seek Kids Unit 15 Material)

Story: The Case of the People Who Loved a Lot *Acts*

Bible Verse: Hebrews 10:24-25

BIBLE TRUTH 1: By Praising God for Jesus' Win over Death (3 Lessons Available)

Story: The Case of the Third Day Yay

Exodus 16,20; Luke 22-24; Acts 20:7; 1 Corinthians 16:2

Bible Verse: 1 Peter 1:3

➔ BIBLE TRUTH 2: By Learning from God's Word, the Bible (3 Lessons Available)

The Case of the Faithful Leader" *Acts 16:1; 1 & 2 Timothy*

Bible Verse: 1 Timothy 4:13

BIBLE TRUTH 3: By Caring for Each Other's Needs

(3 Lessons Available)

Story: The Case of the Copycats *John 13-15, 18-20; Acts*

Bible Verse: John 13:34-35

BIBLE TRUTH 4: By Telling What God Has Done and Praying (3 Lessons Available)

Story: The Case of the Amazing Answer *Acts 12:1-18*

Bible Verse: Ephesians 6:18

BIBLE TRUTH 5: By Baptizing People Who Trust in and Live for Jesus (3 Lessons Available)

Story: The Case of the Up and Down Sign *Matthew 28; Acts 1-2, 8:35-36, 10:47, 16:14-15,31-34*

Bible Verse: Acts 2:38-39

BIBLE TRUTH 6: By Remembering Jesus Died to Save Them (3 Lessons Available)

Story: The Case of the Remembered Rescue *Exodus 12; Luke 22; Isaiah 25:7-9*

Bible Verse: Luke 22:19,20

Deep Down Detectives NIV Songs 15 Track Numbers

This is a listing of all songs mentioned in the unit curriculum. You may or may not choose to use all of the songs. They are listed in easy-reference order--NOT in the order used in the curriculum. You may choose to simply burn a CD/load them onto an mp3 device in this order. Or, you may want to do what we do: choose the songs we want to use and create a play list of them in that order. Then, we burn a CD/upload the play list onto an mp3 device. A teacher only has to click forward to the next song, instead of hunting for the right track. The track number have been included as part of the title of each song, teachers will still have a reference to the track number listed in the curriculum (same as those listed below), even if you change the order on your customized play list.

SONGS USED EVERY UNIT OF THE CURRICULUM

- 1 The Classroom Song v.1
- 2 The Classroom Song v.2
- 3 The Classroom Song v.3
- 4 The Classroom Song v.4
- 5 Deep Down Detectives Theme Song
- 6 The Classroom Rules Song
- 7 Let's Pray Song
- 8 The Big Question Box Song
- 9 The Bible Chant Song
- 10 ACTS Prayer Song (Short Version)
- 11 ACTS Prayer Song (Full Version)

listen to or download songs for free at <https://praisefactory.org:Deep Down Detectives Music page>

Why the Extra Songs?

Deep Down Detectives is a curriculum used by a wide age-span of kids. Sometimes one of the other songs is a better fit for your kids. Or, you may simply want to teach them more songs on the same Bible Truth. Use as many or as few as you want.

UNIT 15: GOD'S PEOPLE GATHER TOGETHER

- 12 Big Q & A 15 Song
- 13 Big Question 15 Song: Why Do God's People Go to Church?
- 14 Big Question 15 Bible Verse Song: Let Us Not Give Up Meeting Together Hebrews 10:25, NIV 1984
- 15 Big Question 15 Hymn: Brethren, We Have Met to Worship, v.1
- 16 Big Question 15 Praise Song: Praise the Lord Together

Why Do God's People Go to Church? To Worship God and Love One Another...

Bible Truth 1: By Praising God for Jesus' Win over Death

- 17 Bible Verse: He Has Given Us a New Birth 1 Peter 1:3, NIV 1984
- 18 Extra Bible Verse: Shout with Joy to God Psalm 66:1-3,5,9,16, NIV 1984
- 19 Extra Bible Verse: The Time Has Come Mark 1:15, NIV 1984
- 20 Extra Bible Verse: How Beautiful Romans 10:13-15, NIV 1984
- 21 Extra Bible Verse: All the Nations You Have Made Psalm 86:9, NIV 1984
- 22 Extra Bible Verse: There Was a Great Multitude Revelation 7:9-10, NIV 1984

Bible Truth 2: By Learning from God's Word, the Bible

- 23 Bible Verse: Devote, Devote Yourself 1 Timothy 4:13, NIV 1984
- 24 Extra Bible Verse: An Overseer Must Be Titus 1:6-9, NIV 1984
- 25 Extra Bible Verse: Open My Eyes Psalm 119:18,72-73, NIV 1984
- 26 Extra Bible Verse: I Have Hidden Your Word Psalm 119:11,15-16, NIV 1984

Bible Truth 3: By Caring for Each Other's Needs

- 27 Bible Verse: A New Commandment John 13:34-35, NIV 1984
- 28 Extra Bible Verse: There Are Different Kinds of Gifts 1 Corinthians 12:4,12,27, NIV 1984
- 29 Extra Bible Verse: Each of Us Should Use 1 Peter 4:10-11, NIV 1984
- 30 Extra Bible Verse: Let Us Hold Unswervingly Hebrews 10:24-25, NIV 1984
- 31 Extra Bible Verse: On the First Day of Every Week 1 Corinthians 16:2, NIV 1984
- 32 Extra Bible Verse: An Overseer Must Be Titus 1:6-9, NIV 1984
- 33 Extra Bible Verse: Love Is Patient 1 Corinthians 13:4-8, NIV 1984

Bible Truth 4: By Telling What God Has Done and Praying

- 34 Bible Verse: Pray, Pray, Pray Ephesians 6:18, NIV 1984

Bible Truth 5: By Baptizing People Who Trust in and Live for Jesus

- 35 Bible Verse: Repent, Repent and Be Baptized Acts 2:38-39, NIV 1984
- 36 Extra Bible Verse: The Time Has Come Mark 1:15

Bible Truth 6: By Remembering Jesus Died to Save Them

- 37 Bible Verse: This Is My Body Luke 22:19,20, NIV 1984
- 38 Extra Bible Verse: He Took Bread Luke 22:19,20, NIV 1984

Big Question 15, Bible Truth 2 Overview: Key Concepts

p.1

Unit 15: God's People Gather Together**Unit Big Question (and Answer):** Why Do God's People Go to Church?

To Worship God and Love One Another!

Unit Bible Verse: "Let us consider how we may spur one another on toward love and good deeds. Let us not give up meeting together." Hebrews 10:24-25**Bible Truth 2 Concept: To Worship God and Love One Another... By Learning from God's Word, the Bible**

God's people gather together to learn from the Bible. There is no other book like it. It alone is God's Word. It is the best place to find out about God and how to obey Him. But that's not all! The Bible is not just words that God's people listen to and learn from. God's Word is powerful! The Holy Spirit works inside of people as they hear God's Word. He uses it to help them turn away from their sins and trust in Jesus as their Savior. This is how we become God's people. (The big, Bible word for this is "conversion.") And, He uses it to help us to know God better, to give us hope, and to obey Him. This is how we live as God's people. (The big, Bible word for this is "discipleship.")

Sometimes God's people learn from the Bible in little groups. (You are probably learning about the Bible in one of these right now!) But the most important way God's people learn from God's Word is when they all gather together as a congregation and listen to a godly man preach from the Bible. The Bible calls these men, pastors (or elders). God has called them to preach God's Word and to lead God's people in living for Him. What a great gift they are to God's people!

The pastor stands in front of the congregation (God's people gathered together). He reads to them from the Bible and explains what it means. He helps them understand how to live it out. (The big, Bible word for this is "expositional preaching.") The Holy Spirit helps the pastor and the congregation as they study God's Word together.

It is very important for God's people to hear the Bible when they gather together. God uses it to work powerfully in their lives. We can be God's people, too, when we turn away from our sins and trust in Jesus as our Savior. God can use His Word to work powerfully in our lives, too.

Bible Truth 2 Bible Verse: 1 Timothy 4:13

"Devote yourself to Scripture, to preaching and to teaching."

Learn a Little: "Devote yourself to the reading of Scripture."**Meaning**

God's people gather together to worship God and love one another. And what book tells them how to do this best of all? God's Word, the Bible! The Bible helps God's people know how God wants them to live; and, it is powerful to help them live that way. No wonderful God's people devote themselves to the Bible. They want their leaders to read it to them and to teach them what it means when they gather together. It alone is God's Word! We can become God's people when we turn away from our sins and trust in Jesus as our Savior. God can use His Word to work powerfully in our lives, too.

Big Question 15, Bible Truth 2 Overview: Key Concepts

p.2

Bible Truth 2 ACTS Prayer

- A** We praise You, God, for saving Your people, the Church. We praise You for giving us the Bible and godly leaders to teach it to us.
- C** God, sometimes we don't want to learn from the Bible. Sometimes, we don't want to listen to the pastors preach from Your Word. There are other things we would rather do. We need a Savior!
- T** God, thank You for not leaving us on our own, but giving us Your Word, the Bible, to learn from and to live by. Thank You for all the people in church who help us understand Your Word and live it out. Thank You for our pastors and teachers.
- S** God, work in our hearts. Help us to turn away from our sins and trust in Jesus as our Savior. Help us to love Your Word and learn it. Help us live it out. Help our pastors and teachers to teach us well about You. In Jesus' name we pray, Amen.

Bible Truth 2 Story**The Case of the Faithful Leader***Acts 16:1; 1 & 2 Timothy***Songs Used in Bible Truth 2**

Big Q & A 15 Song

Big Question 15 Song: Why Do God's People Go to Church?

Big Question 15 Bible Verse Song: Let Us Not Give Up Meeting Together Hebrews 10:25, NIV 1984


Big Question 15 Hymn: Brethren, We Have Met to Worship, v.1



Big Question 15 Praise Song: Praise the Lord Together

Bible Truth 2 Bible Verse: Devote, Devote Yourself 1 Timothy 4:13, NIV 1984

*Extra Bible Truth 2 Bible Verse: An Overseer Must Be Titus 1:6-9, NIV 1984**Extra Bible Truth 2 Bible Verse: Open My Eyes Psalm 119:18,72-73, NIV 1984**Extra Bible Truth 2 Bible Verse: I Have Hidden Your Word Psalm 119:11,15-16, NIV 1984**listen to or download songs for free at <https://praisefactory.org>: Deep Down Detectives Music page*

1. GETTING STARTED

 = follow the stars for a short & simple lesson plan

<p>Intake Activity Ideas</p>	<p>Choose one of these open-ended activities to include children as they join the class:</p>																		
<p>Free Play Time <i>suggestions in Appendix D</i></p>	<p> Offer your own or some of the easy-to-make, free play activities suggested in Appendix D.</p>																		
<p>OR Sing-along Music Time <i>lyrics and sheet music, Appendix A</i> <i>listen to or download songs for free at https://praisefactory.org:Deep Down Detectives Music page</i></p>	<p>Music from Deep Down Detectives (DDD) NIV Songs 15:</p> <table border="0"> <tr> <td>Big Q & A 15 Song</td> <td><i>DDD NIV Songs 15, track 12</i></td> </tr> <tr> <td>Big Question 15 Song</td> <td><i>DDD NIV Songs 15, track 13</i></td> </tr> <tr> <td>Big Question 15 (Unit) Bible Verse Song: Let Us Not Give Up Meeting Together Hebrews 10:25, NIV</td> <td><i>DDD NIV Songs 15, track 14</i></td> </tr> <tr> <td>Big Question 15 Hymn: Brethren, We Have Met to Worship, v.1</td> <td><i>DDD NIV Songs 15, track 15</i></td> </tr> <tr> <td>Big Question 15 Praise Song: Praise the Lord Together</td> <td><i>DDD NIV Songs 15, track 16</i></td> </tr> <tr> <td>Bible Truth 2 Bible Verse Song: Devote, Devote Yourself 1 Timothy 4:13, NIV 1984</td> <td><i>DDD NIV Songs 15, track 23</i></td> </tr> <tr> <td>Extra Bible Truth 2 Bible Verse Song: An Overseer Must Be Titus 1:6-9, NIV 1984</td> <td><i>DDD NIV Songs 15, track 24</i></td> </tr> <tr> <td>Extra Bible Truth 2 Bible Verse Song: Open My Eyes Psalm 119:18,72-73, NIV 1984</td> <td><i>DDD NIV Songs 15, track 25</i></td> </tr> <tr> <td>Extra Bible Truth 2 Bible Verse Song: I Have Hidden Your Word Psalm 119:11,15-16, NIV 1984</td> <td><i>DDD NIV Songs 15, track 26</i></td> </tr> </table> <p><i>Add more fun to Sing-along Music Time by adding a Music, Movement & Memory Activity. These activities are listed on p.10 of this lesson plan with the Response Activities. Instructions found in Appendix B.</i></p>	Big Q & A 15 Song	<i>DDD NIV Songs 15, track 12</i>	Big Question 15 Song	<i>DDD NIV Songs 15, track 13</i>	Big Question 15 (Unit) Bible Verse Song: Let Us Not Give Up Meeting Together Hebrews 10:25, NIV	<i>DDD NIV Songs 15, track 14</i>	Big Question 15 Hymn: Brethren, We Have Met to Worship, v.1	<i>DDD NIV Songs 15, track 15</i>	Big Question 15 Praise Song: Praise the Lord Together	<i>DDD NIV Songs 15, track 16</i>	Bible Truth 2 Bible Verse Song: Devote, Devote Yourself 1 Timothy 4:13, NIV 1984	<i>DDD NIV Songs 15, track 23</i>	Extra Bible Truth 2 Bible Verse Song: An Overseer Must Be Titus 1:6-9, NIV 1984	<i>DDD NIV Songs 15, track 24</i>	Extra Bible Truth 2 Bible Verse Song: Open My Eyes Psalm 119:18,72-73, NIV 1984	<i>DDD NIV Songs 15, track 25</i>	Extra Bible Truth 2 Bible Verse Song: I Have Hidden Your Word Psalm 119:11,15-16, NIV 1984	<i>DDD NIV Songs 15, track 26</i>
Big Q & A 15 Song	<i>DDD NIV Songs 15, track 12</i>																		
Big Question 15 Song	<i>DDD NIV Songs 15, track 13</i>																		
Big Question 15 (Unit) Bible Verse Song: Let Us Not Give Up Meeting Together Hebrews 10:25, NIV	<i>DDD NIV Songs 15, track 14</i>																		
Big Question 15 Hymn: Brethren, We Have Met to Worship, v.1	<i>DDD NIV Songs 15, track 15</i>																		
Big Question 15 Praise Song: Praise the Lord Together	<i>DDD NIV Songs 15, track 16</i>																		
Bible Truth 2 Bible Verse Song: Devote, Devote Yourself 1 Timothy 4:13, NIV 1984	<i>DDD NIV Songs 15, track 23</i>																		
Extra Bible Truth 2 Bible Verse Song: An Overseer Must Be Titus 1:6-9, NIV 1984	<i>DDD NIV Songs 15, track 24</i>																		
Extra Bible Truth 2 Bible Verse Song: Open My Eyes Psalm 119:18,72-73, NIV 1984	<i>DDD NIV Songs 15, track 25</i>																		
Extra Bible Truth 2 Bible Verse Song: I Have Hidden Your Word Psalm 119:11,15-16, NIV 1984	<i>DDD NIV Songs 15, track 26</i>																		
<p>OR Bible Verse Memory Game <i>instructions found in Appendix B</i></p>	<p>Lesson 1 Game: Meet, Greet and Keep It Up Lesson 2 Game: Bean Bag Catch Lesson 3 Game: Animal Cube</p> <p><i>These activities are also included on p.10 of this lesson plan with the Response Activities.</i></p>																		
<p>2. OPENING CIRCLE TIME (<i>introduce the Bible Truth and tell the related Bible story</i>)</p>																			
<p>Gathering the Children <i>lyrics and sheet music, Appendix A</i></p>	<p><i>Sing verse 1 of The Classroom Song to gather the children for Circle Time.</i></p> <p>The Classroom Song, verse 1 <i>DDD NIV Songs 15, track 1</i></p> <p>Let's gather together to worship God, Let's gather together to worship God, Let's gather together to worship God, Come gather here with me!</p>																		
<p>Welcome to Deep Down Detectives</p>	<p> "Welcome to Deep Down Detectives. We're so glad you've joined us! Detectives are people who look for answers to questions. In Deep Down Detectives, we look for answers to big questions about God. We dig deep down in the truths of God's Word to find them."</p>																		

2. OPENING CIRCLE TIME, continued



= follow the stars for a short & simple lesson plan

<p>Deep Down Detectives Theme Song</p> <p><i>Lyrics and sheet music, Appendix A</i></p>	<p>"Let's sing our Deep Down Detectives Theme Song."</p> <p>★ Deep Down Detectives Theme Song <i>DDD NIV Songs 15, track 5</i></p> <p>We're Deep Down Detectives, diggin' deep in God's Word, For truths about God and His plans for this world, We're seeking to love Him, with all of our heart, We're Deep Down Detectives! Come on! Let's start!</p>
<p>Classroom Rules Song</p> <p><i>Lyrics and sheet music, Appendix A</i></p>	<p>There are two very important things that Deep Down Detectives do together: we worship God and we love one another. Our Classroom Rules Song reminds us how we should act. Let's sing it."</p> <p>Classroom Rules Song <i>DDD NIV Songs 15, track 6</i></p> <p>Shh, be quiet while someone is talking, Raise your hand, if you have something to say, Don't touch your friend, sitting beside you, Obey your teachers, Be kind as you play. These are our classroom rules, These are our classroom rules, They help us worship God and love one another, These are our classroom rules.</p>
<p>Opening Prayer Time</p> <p><i>Lyrics and sheet music, Appendix A</i></p>	<p>"Children, we need God's help to keep these rules. Let's ask Him to help us right now. Let's get ready and pray."</p> <p>Let's Pray <i>DDD NIV Songs 15, track 7</i></p> <p>1-2-3! Fold your hands, Bow your head, Close your eyes. Let's pray! (<i>repeat</i>)</p> <p>"Let's pray:"</p> <p>★ Opening Prayer</p> <p>Dear Lord, We're so glad to get to gather together to worship You! Please help us keep the classroom rules. Please help us to love You and learn about You today. In Jesus' name we pray. Amen.</p>

2. OPENING CIRCLE TIME, continued

★ = follow the stars for a short & simple lesson plan

Reveal the Big Question
Introduce the Big Question Box/Briefcase

lyrics and sheet music, Appendix A

“Detectives INVESTIGATE things. That means they ask questions and look for answers. Deep Down Detectives investigate big questions about God. The Big Question we are investigating today is right inside our Big Question Box/Briefcase.

The Big Question Box Song

DDD NIV Songs 15, track 8

We’ve got a big box,
All closed up and locked,
Filled with the truths of God’s Word.

We’ve got a brief case,
There’s no time to waste,
Come on, kids, let’s open it up!

The Big Question under Investigation

VISUAL take out AID



of BQB

Big Question & Answer Sign, front side

**found in the DDD Unit 15 Visual Aids, NIV Book*

Ok, who would like to open for me and pull out the Big Question?”

Choose a child to open the box/briefcase, take out the Big Question and hand it to you, then hold up the Big Question sign for all the children to see, and say:

★ The Big Question we are investigating today is Big Question Number 15:

Why Do God’s People Go to Church?

and the Answer is:

To Worship God and Love One Another!

Big Question Meaning

★ A church is God’s people gathering together. Some churches meet in special buildings. Some churches meet in homes. Some meet outside. No matter where they meet, when God’s people gather together, they are a church. When God’s people gather together as a church, they worship God. They worship Him for being the one, true God who is not like anyone else. They worship Him for saving them through Jesus. They sing songs and pray to God. They listen to the Bible and learn how to obey it. God’s people also gather together to love one another. They talk with each other, and take care of each other, and pray for each other. The Bible tells us that God’s people are to meet together often. It tells us that when they gather together, Jesus will be there with them in a special way. We can be God’s people when we turn away from our sins and trust in Jesus as our Savior. Then, we will gather together with God’s people to worship God and love one another, too!

Big Question Songs ★ “Let’s sing our Big Question Song:

Big Q & A 15 Song

lyrics and sheet music, Appendix A

Big Q & A 15 Song

(adapted version of “This Is the Way We Wash Our Clothes”)

DDD NIV Songs 15, track 12

Why do God’s people go to church?
Go to church? Go to church?
Why do God’s people go to church?
To worship God and to love one another!

2. OPENING CIRCLE TIME, continued



= follow the stars for a short & simple lesson plan

<p>Learning about the Big Question</p> <p>★</p>	<p>Repeat the Big Question and Answer again: “Why Do God’s People Go to Church? To Worship God and Love One Another!”</p> <p>Say: “Hmmm, I wonder what that means... Let’s do our action rhyme/sing our song that explains it.”</p> <p>Then do the action rhyme or sing the song using any of the optional motions suggested, if desired.</p>	
<p>Big Question Action Rhyme</p>	<p>Big Question 15 Action Rhyme</p> <p>Let’s gather together to worship God. Let’s gather together to worship God. That’s what God’s people do.</p> <p>Let’s gather together to love each other. Let’s gather together to love each other. That’s what God’s people do.</p> <p>Let’s gather together to hear God’s Word. Let’s gather together to hear God’s Word. That’s what God’s people do.</p> <p>Let’s gather together to sing and pray. Let’s gather together to sing and pray. That’s what God’s people do.</p>	<p><u>(POSSIBLE ACTIONS)</u></p> <p><i>Raise hands to praise God</i></p> <p><i>Hold open arms out towards others, like welcoming a hug</i></p> <p><i>Make an open Bible with the flat palms of your hands</i></p> <p><i>Make prayer hands</i></p>
<p>Big Question (Action Rhyme) Song ★</p> <p><i>lyrics and sheet music, Appendix A</i></p>	<p>Big Question 15 Action Rhyme/ Song</p> <p>Refrain: Why do God’s people go to church? To worship God and love one another. Why do God’s people go to church? To worship God and love one another.</p> <p>Verse 1: God’s people gather to worship God. To sing His praises and pray. They listen to preaching, From God’s Word, the Bible, To better love Him each day. <i>Refrain</i></p> <p>Verse 2: God’s people gather to love one another, In acts of kindness and grace. They love one another, Like sisters and brothers, Helping all to live God’s way. <i>Refrain</i></p>	<p><i>DDD NIV Songs 15, track 13</i></p> <p><u>(POSSIBLE ACTIONS)</u></p> <p><i>Raise hands to praise God</i></p> <p><i>Hold open arms out towards others, like welcoming a hug</i></p> <p><i>Make prayer hands</i></p> <p><i>Make an open Bible with the flat palms of your hands</i></p> <p><i>Raise hands to praise God</i></p> <p><i>Hold open arms out towards others, like welcoming a hug</i></p> <p><i>Point up to God in heaven</i></p>

2. OPENING CIRCLE TIME, continued

★ = follow the stars for a short & simple lesson plan

Learning the Bible Truth

VISUAL take out

AID



of BQB

VISUAL AID

All the Bible Truths Sign

★ "To Worship God and Love One Another" is a good beginning, but there's so more to learn. So it's time for us to dig down even deeper for more answers to our Big Question about God. We're going to be learning **SIX** Bible truths that all tell us more about why God's people go to church.

Who would like to hand me the picture with our six Bible truths on it? It's in the Big Question Box/Briefcase." *Choose a child to get it and hand it to you, then hold it up and show them the pictures of the six truths they will be learning.*

Bible Truth Clue

VISUAL take out

AID



of BQB

Bible Truth Clue Sign, front side
VISUAL AID

★ *After everyone has had a good look, say...*

"Ok, we've learned one truth about why God's people go to church. It's this one: "By Praising God for Jesus' Win over Death" (point to pictures as you identify each Bible Truth). Now let's look at our Bible Truth Clue sign and see if we can figure out which of these six truths we will be learning about today. Who would like to get it out of the Big Question Briefcase for me?"

Choose a child to open the briefcase, take out the Bible Truth Clue sign and hand it to you. Hold up the front side for the children to see. Cover up the answer, written along the bottom, and say:

**"Why Do God's People Go to Church?
To Worship God and Love One Another!
By Learning from God's Word, the ????!"**

We're missing one word. Here's the hint to what the missing word is. It says: "What is the name of God's Word? It starts with a "B" and it rhymes with "tribal." Can you guess? It's "Bible" So, the Bible Truth we are learning today is:
(uncover answer from bottom of sign, show it to them and say:)

Hint

★ **"Why Do God's People Go to Church?
To Worship God and Love One Another!
By Learning from God's Word, the BIBLE!"**

Bible Truth Meaning

★ And here is what this Bible Truth means: *(read the meaning off of the back of the sign, say:)* God's people gather together to learn from the Bible. There is no other book like it. It alone is God's Word. It is the best place to find out about God and how to obey Him. But that's not all! The Bible is not just words that God's people listen to and learn from. God's Word is powerful! The Holy Spirit works inside of people as they hear God's Word. He uses it to help them turn away from their sins and trust in Jesus as their Savior. This is how we become God's people. (The big, Bible word for this is "conversion.") And, He uses it to help us to know God better, to give us hope, and to obey Him. This is how we live as God's people. (The big, Bible word for this is "discipleship.")

Sometimes God's people learn from the Bible in little groups. (You are probably learning about the Bible in one of these right now!) But the most important way God's people learn from God's Word is when they all gather together as a congregation and listen to a godly man preach from the Bible. The Bible calls these men, pastors (or elders). God has called them to preach God's Word and to lead God's people in living for Him. What a great gift they are to God's people!

The pastor stands in front of the congregation (God's people gathered together). He reads to them from the Bible and explains what it means. He helps them understand how to live it out. (The big, Bible word for this is "expositional preaching.") The Holy Spirit helps the pastor and the congregation as they study God's Word together.

It is very important for God's people to hear the Bible when they gather together. God uses it to work powerfully in their lives. We can be God's people, too, when we turn away from our sins and trust in Jesus as our Savior. God can use His Word to work powerfully in our lives, too.

2. OPENING CIRCLE TIME, continued



= follow the stars for a short & simple lesson plan

Learning the Bible Verse

"And how do I know this is true? God tells me so in His special book, the Bible."

The Bible Chant Song

Say or sing the Bible Chant Song.

lyrics and sheet music, Appendix A

The Bible Chant Song

DDD NIV Songs 15, track 9

The Bible, the Bible,
Let's get out the Bible.
Let's hear what God has to say.
The Bible, the Bible,
God's given us the Bible.
It's His Word for us to learn and obey! Yay!

Bible Verse

DDD 15.2 Bible Verse-front side (in the DDD Bible folder)

"Who would like to get our Bible folder out of the Big Question Briefcase for me?"

VISUAL AID Place verse in take out

Choose a child to open the briefcase, take out the "Bible" folder and hand it to you. Remove the Bible Verse Picture from the "Bible" folder and hold it up for all the children to see, then say:



of BQB
DDD Bible Folder

1 Timothy 4:13 tells us:



1 Timothy 4:13

*found in the DDD Unit 15 Visual Aids, NIV Book

"Devote yourself to the public reading of Scripture, to preaching and to teaching."

Learn a Little: "Devote yourself to the reading of Scripture."


Bible Verse Meaning



What does that mean?

God's people gather together to worship God and love one another. And what book tells them how to do this best of all? God's Word, the Bible! The Bible helps God's people know how God wants them to live; and, it is powerful to help them live that way. No wonderful God's people devote themselves to the Bible. They want their leaders to read it to them and to teach them what it means when they gather together. It alone is God's Word! We can become God's people when we turn away from our sins and trust in Jesus as our Savior. God can use His Word to work powerfully in our lives, too.

2. OPENING CIRCLE TIME, continued

 = follow the stars for a short & simple lesson plan

**Bible Verse
Song**

*lyrics and sheet music,
Appendix A*

You might also enjoy:

*An Overseer Must Be
Titus 1:6-9, NIV 1984
DDD NIV Songs 15,
track 19*

We've said our Bible verse, now let's sing it!

Devote, Devote Yourself: 1 Timothy 4:13

DDD NIV Songs 15, track 18

Devote yourself, devote yourself,
To the public reading of Scripture,
To preaching and teaching,
Devote, devote yourself.

Devote yourself, devote yourself,
To the public reading of Scripture,
To preaching and teaching,
Devote, devote yourself.

First Timothy Four, thirteen.


2. OPENING CIRCLE TIME, continued



= follow the stars for a short & simple lesson plan

<p>Getting into the Case</p>	<p>"Now it's time to do a bit more deep down investigating. Let's see what Detective Dan wants us to help him figure out. Would someone like to get it out for me?"</p>
<p>Listening Assignments</p> <p>Place in  take out  of BQB</p>	<p>NOTE: Listening assignments are most suitable for ages 3+. Skip straight to the Bible story (see bottom of this page), if working with 2 year olds.</p> <p>"Let's open up our listening assignment and see what we are supposed to figure out today.</p> <p>Choose a child to take out the Listening Assignment (from the DDD Bible Folder) and hand it to you. Read Detective Dan's letter to the children that includes the listening assignment. The listening assignments are summarized below:</p>
<p>VISUAL AID</p> <p></p> <p>DDD Unit 15 Visual Aids, NIV</p>	<p>Detective Dan's Lesson #1 Listening Assignment:</p> <p>I need to know:</p> <ol style="list-style-type: none"> 1. Who was the Man? To whom did He never say "no"? 2. Why was it so important that He never said no?
<p>VISUAL AID</p> <p></p> <p>DDD Unit 15 Visual Aids, NIV</p>	<p>Detective Dan's Lesson #2 Listening Assignment:</p> <p>Our Bible Verse is 1 Timothy 4:13</p> <p>"Devote yourself to the public reading of Scripture, to preaching and to teaching."</p> <p>I need to know:</p> <ol style="list-style-type: none"> 1. Who was tempted in every way as we are but never sinned? 2. What could He do for us because He never sinned?
<p>VISUAL AID</p> <p></p> <p>*Listening Assignment #3 includes the Assignment Sheet, plus 6 clue pictures*</p> <p>DDD Unit 15 Visual Aids, NIV</p>	<p>Detective Dan's Lesson #3 Listening Assignment:</p> <p>I found six clues, but two of them are NOT in the story. They are: a broom; an enemy; a letter; a heart without sin; a duck; and a cross. Hold each of them up for the children to see as you identify them.</p> <p>I need to know:</p> <ol style="list-style-type: none"> 1. Which four belong in the story and which two don't? 2. Who never had to confess any sins to God and ask for His forgiveness?
<p>Tell the Bible Story</p> <p>Place story & pics in  take out  of BQB</p> <p>DDD Unit 15 Visual Aids, NIV</p> <p>Story text included in this book right after this lesson plan and in Visual Aids book</p>	<p>Then say. "Ok, Deep Down Detectives! Put on your best listening ears and see if you can hear the answers to Detective Dan's questions. When I finish telling the story, we will see if we can answer all the questions."</p> <p>Bible Story: The Case of the Faithful Leader</p> <p>Acts 16:1; 1 & 2 Timothy</p> <p>Read the Bible Truth story, putting up the storyboard pictures as you tell it. Then, have the children answer the listening assignment. Present the gospel and lead in prayer.</p> <p>*Answers to questions; the gospel; and, ACTS prayer are included with the story text.*</p>


2. OPENING CIRCLE TIME, continued

 = follow the stars for a short & simple lesson plan

<p>Story Response Song(s)</p>	<p><i>As attention span and time allow, you might want to end with one of the following songs which also tie in with the unit. If desired, use the Music and Movement activity ideas while singing, listed with the Response Activities.</i></p>	
<p>Hymn <i>lyrics and sheet music, Appendix A</i></p>	<p>Brethren, We Have Met to Worship Verse 1 Brethren, we have met to worship, And adore the Lord, our God. Will you pray with all your power, While we try to preach the Word?</p>	<p><i>DDD NIV Songs 15, track 15</i></p>
<p>Tie-in: "Why do God's people go to church? To worship God and love one another! Do you know what brethren are? It's a big word that means "brothers and sisters." God's people are like brothers and sisters in a family...God's family. They meet to worship God and pray and listen to the pastor preach God's Word. They meet together to love one another and care for each other's needs. When they meet together they do things to love one another. And this is why you and I, your parents and all the other people are here at church today!"</p>		

<p>Praise Song <i>lyrics and sheet music, Appendix A</i></p>	<p>Praise Song: Praise the Lord Together <i>DDD NIV Songs 15, track 16</i></p>	
<p>Praise the Lord together saying: "Hallelujah, Hallelujah, Hallelujah!" Praise the Lord together saying: "Hallelujah, Hallelujah, Hallelujah!" <i>repeat</i></p> <p>Tie-in: "Why do God's people go to church? To worship God and love one another! God's people meet together to worship God and love one another. They praise God together, they listen to God's Word together and they love each other. Let's sing a song about meeting together to worship God and love one another."</p>		

3. TAKING ACTION: Response Activities *(choose from among these activities)*






<p>Transition to Activities</p>	<p> Well, Deep Down Detectives, you've done a great job diggin' deep down for answers in the truths of God's Word. Now it's time to enjoy some activities."</p> <p><i>Tell children what activity/s you are providing for them: either free play or some of the response activities listed below. When you are ready to dismiss them, use this song to help the children transition in an orderly fashion to their next activity.</i></p>	
--	--	--

<p>Classroom Song, verse 2 <i>lyrics and sheet music, Appendix A</i></p>	<p>"Children, let's sing our Time to Play Song. When we are finished you may get up and walk over to our next activity."</p> <p>Classroom Song, verse 2 <i>DDD NIV Songs 15, track 2</i></p> <p>We've gathered together to worship God, We've gathered together to worship God, And now it's time to play.</p>	
<p><i>Dismiss the children to whatever activities you have prepared for them to do.</i></p>		

Lesson Plan: Big Question 15, Bible Truth 2




use with all THREE lessons

3. TAKING ACTION: Response Activities (choose from among these activities) ★ = short & simple lesson plan

<p>Response Activities</p>	<p>Choose one or more activities appropriate for your children, based on classroom time and developmental needs. Add the Discussion Sheet to any activity for deeper learning. ★</p>
<p>Bible Verse Memory Game</p> <p><i>game directions, Appendix B</i></p>	<p>Though listed with the opening activities, you may choose to use this Bible verse game here instead (or as a repeat).</p> <ul style="list-style-type: none"> • Lesson 1 Game: Meet, Greet and Keep It Up • Lesson 2 Game: Bean Bag Catch • Lesson 3 Game: Animal Cube <p>Use the Discussion Sheet with this activity for even deeper learning ★</p>  <p>Discussion Questions</p>
<p>Music, Movement & Memory Activity</p> <p><i>game directions, Appendix B</i></p>	<p>A music activity that uses the songs from the Bible Truth and Big Question unit.</p> <ul style="list-style-type: none"> • DDD Songs for this Bible Truth, plus: • Lesson 1 Activity: Lullabies, Bells and Lions • Lesson 2 Activity: Musical Squares • Lesson 3 Activity: Thumping Drums <p>Use the Discussion Sheet with this activity for even deeper learning ★</p>  <p>Discussion Questions</p>
<p>Bible Story Review Game</p> <p><i>game directions, Appendix B</i></p>	<p>A game that uses the storyboard pictures from the story to review the story.</p> <ul style="list-style-type: none"> • Lesson 1 Game: Missing in Action • Lesson 2 Game: Treasure Hunt • Lesson 3 Game: Look Who's Coming Down the Tracks <p>Use the Discussion Sheet with this activity for even deeper learning ★</p>  <p>Discussion Questions</p>
<p>Coloring Pages/ Take Home Sheets</p> <p><i>in Appendix C</i></p> <p>★</p>	<p>A coloring page related to the lesson assignment question is provided for each lesson. On the back of each are the key concepts, a few questions and a song for parents to use with their children.</p> <p>NOTE: Upgrade your coloring sheet to a more interesting craft by offering simple embellishments, such as jiggly eyes, craft sand, glitter, glitter glue, colored paper dots (made with a hole punch), fabric scraps, etc. Make cut-to-size glued-on clothes, hair, etc for characters by using a copy of the coloring sheet, cutting out the selected portions and making them the patterns for whatever you want to cut out of fabric, paper, foil, etc.</p> <ul style="list-style-type: none"> • Lesson 1 Coloring Sheet Emphasis: Bible Truth • Lesson 2 Coloring Sheet Emphasis: Bible Verse • Lesson 3 Coloring Sheet Emphasis: ACTS Prayer <p>Use the Discussion Sheet with this activity for even deeper learning ★</p>  <p>Discussion Questions</p>
<p>Extra Crafts: Big Question Craft <i>in Appendix C</i></p> <p>Bible Verse Craft <i>in Appendix C</i></p> <p>Bible Story Puzzle <i>in Appendix C</i></p>	<p>These crafts are slightly more complex than the coloring/take home sheets:</p> <p>The Bible Concept Go-and-Tell Craft is a craft that summarizes the Bible concept and includes the Bible verse is included for those desiring more than a coloring sheet. This more complex craft will involve gluing, sticking, etc. Can be used at any time.</p> <p>The Bible Story Coloring Sheet provides a tie in between the Bible story and the Bible truth they are learning.</p> <p>The Storyboard Picture Placement Page has been made into a puzzle that can be cut out and re-assembled by the children. This provides a nice summary of the story.</p> <p>Use the Discussion Sheet with these activities for even deeper learning ★</p>  <p>Discussion Questions</p>
<p>Free Play Activities ★ <i>ideas in Appendix D</i></p>	<p>Offer your own or some of the easy-to-make, free play activities suggested in Appendix D.</p>

4. CLOSING CIRCLE TIME *(End-of-session activities for the last 5-10 minutes of class time)*

 = short & simple lesson plan

<p>Transition to Closing Circle</p> <p>Classroom Song, verse 3</p> <p><i>lyrics and sheet music, Appendix A</i></p>	<p><i>Use this song to help the children transition in an orderly fashion. Start singing this song and ask the children to gather with you for Closing Circle Time.</i></p> <p>Classroom Song, verse 3 <i>DDD NIV Songs 15, track 3</i></p> <p>It's time to get ready to go and tell, It's time to get ready to go and tell, Come gather here with me.</p>
<p>Closing Circle Time</p> <p>Classroom Song, verse 4</p> <p><i>lyrics and sheet music, Appendix A</i></p>	<p><i>When children are settled in the circle, say:</i></p> <p>"It's almost time for your parents to come pick you up. And do you know what that means? It means.... (draw this out to build anticipation and excitement)...that it's almost time to go home and....it's almost time to...Go and Tell! We have learned some big news about God today. God wants us to take and tell it to the whole world!"</p> <p>Classroom Song, verse 4 <i>DDD NIV Songs 15, track 4</i></p> <p>So what's our big news to go and tell, So what's our big news to go and tell, Can you tell me now?</p>
<p>Big News to Tell</p> <p>Big Question 15</p> <p><i>VISUAL AID</i></p> <p></p> <p><i>*found in DDD Unit 15 Visual Aids, NIV Book</i></p> <p><i>lyrics and sheet music, Appendix A</i></p> <p>Big Question 15, Bible Truth 2</p> <p><i>VISUAL AID</i></p> <p></p>	<p>"Let's see....there's so much big news to tell! There's so much we've learned!</p> <p>First of all, can you tell me the answer to our Big Question: "Why Do God's People Go to Church?" <i>Hold up the Bible Truth Clue Picture.</i></p> <p>Say the answer with me: "To Worship God and Love One Another!"</p> <p><i>(If desired, you can sing one/both of the Big Question songs.)</i> <i>DDD NIV Songs 15, tracks 12,13</i></p> <p>And what's one way He does this? What did we learn? <i>Point to the picture.</i></p> <p>By Learning from God's Word, the Bible!</p> <p>"And how do I know this is true? Can you tell me? Say it with me: "The Bible tells me so!" That's right!</p>
<p>Big Question 15, Bible Truth 2 Bible Verse</p> <p><i>VISUAL AID</i></p> <p></p> <p><i>*found in DDD Unit 15 Visual Aids, NIV Book</i></p> <p><i>lyrics and sheet music, Appendix A</i></p>	<p>We learned: 1 Timothy 4:13</p> <p>"Devote yourself to the public reading of Scripture, to preaching and to teaching."</p> <p>Learn a Little: "Devote yourself to the reading of Scripture."</p> <p>What This Means:</p> <p>God's people gather together to worship God and love one another. And what book tells them how to do this best of all? God's Word, the Bible! The Bible helps God's people know how God wants them to live; and, it is powerful to help them live that way. No wonderful God's people devote themselves to the Bible. They want their leaders to read it to them and to teach them what it means when they gather together. It alone is God's Word! We can become God's people when we turn away from our sins and trust in Jesus as our Savior. God can use His Word to work powerfully in our lives, too.</p> <p><i>(If desired, you can sing the Bible verse song.)</i> <i>DDD NIV Songs 15, track 18</i></p>

4. CLOSING CIRCLE TIME, continued



= follow the stars for a short & simple lesson plan

<p>Closing ACTS Prayer Time</p> <p>ACTS Prayer Chant</p> <p><i>lyrics and sheet music, Appendix A</i></p>	<p><i>Let's ask God to help us to remember this and even tell others this good news. Let's get ready and pray our ACTS prayer.</i></p> <p><i>And what does ACTS mean? Let's sing/say our ACTS Prayer Chant!</i></p> <p>ACTS Prayer Chant Song <i>DDD NIV Songs 15, tracks 10,11</i></p> <p>A, Adoration, God, we praise You! C, Confession, Forgive us our sins. T, Thanksgiving, Thank You for Jesus, S, Supplication, Help us to live like Him.</p> <p style="text-align: right;">That's the ACTS prayer, my friend, Bow your head, Close your eyes, Shhh, Let's begin.</p>
<p>Closing ACTS Prayer</p>	<p>"Let's pray!"</p> <p><i>Lead the children in the ACTS prayer for this Bible Truth.</i></p> <p>A We praise You, God, for saving Your people, the Church. We praise You for giving us the Bible and godly leaders to teach it to us.</p> <p>C God, sometimes we don't want to learn from the Bible. Sometimes, we don't want to listen to the pastors preach from Your Word. There are other things we would rather do. We need a Savior!</p> <p>T God, thank You for not leaving us on our own, but giving us Your Word, the Bible, to learn from and to live by. Thank You for all the people in church who help us understand Your Word and live it out. Thank You for our pastors and teachers.</p> <p>S God, work in our hearts. Help us to turn away from our sins and trust in Jesus as our Savior. Help us to love Your Word and learn it. Help us live it out. Help our pastors and teachers to teach us well about You. In Jesus' name we pray, Amen.</p>
<p>5. TAKING IT HOME <i>(Take Home Sheet)</i></p>	
<p>Clean up and Dismissal </p>	<p>"Now it's time to work together and clean up." <i>Have the children join you in cleaning up the room.</i></p>
<p>Coloring Pages/ Take Home Sheets </p> <p><i>in Appendix C</i></p>	<p><i>Give out the craft/take home sheet and any other papers from the session, as you dismiss children from class.</i></p> <p><i>(Reminder: The back side of the coloring page is the take home sheet for each lesson.)</i></p>
<p>Bible Story to Take-Home</p> <p><i>in Appendix C</i></p>	<p>You may also want to include a copy of the story along with the take home sheet. (However, each coloring sheet/take home sheet includes a note to parents telling where they can download the story from the Parent Resources section on the website.)</p>

The Case of the Faithful Leader*Acts 16:1; 1 & 2 Timothy***Story-telling Tips**

Ahead of time:

1. Read the Bible verses and story. Pray!
2. Choose story action cues and prepare storyboard figures/Story Scenes, if using. (In Visual Aids book)
3. Practice telling story with the storyboard figures/Story Scenes, timing your presentation. Shorten, if necessary.

During your presentation:

1. Maintain as much eye contact as possible as you tell the story.
2. Put up storyboard figures/add story action cues/hold up Story Scenes as you tell the story. Allow the children to help you put them on the board, if desired.
3. Include the children in your story with a few questions about what they think will happen or words/concepts that might be new to them.
4. Watch the kids for signs that their attention span has been reached. Shorten, if necessary.

INTRODUCTION/ LISTENING ASSIGNMENTS

"Our story is called: The Case of the Faithful Leader. Here is your listening assignment." Read from Detective Dan's Listening Assignment signs, but questions are summarized below:

Detective Dan's Lesson #1 Listening Assignment:

I need to know:

1. Who was the pastor chosen to care for the believers in Ephesus?
2. What did Paul tell him to be faithful to do for those believers?

Detective Dan's Lesson #2 Listening Assignment:**Our Bible Verse is 1 Timothy 4:13**

"Devote yourself to the public reading of Scripture, to preaching and to teaching."

I need to know:

1. Whom did Paul write to when he was in prison and about to die?
2. What did Paul tell this person to be faithful to do for the believers in Ephesus?

Detective Dan's Lesson #3 Listening Assignment:I found six clues, but two of them are **NOT** in the story.

They are: a cake, Paul, a car, a letter, a coat, and God's Word.

Hold each of them up for the children to see as you identify them.

I need to know:

1. Which four belong in the story and which two don't?
2. Who did Paul thank God for? What did Paul asked God to help this person do?

Read the assignment questions, THEN SAY,

"Ok, Deep Down Detectives! Put on your best listening ears and see if you can hear the answers to Detective Dan's questions. When I finish telling the story, we will see if we can answer all the questions."

Read the Bible Truth story, answer questions, present the gospel and lead in prayer.

Answers to questions; the gospel; and, ACTS prayer are included with the story text.

The Case of the Faithful Leader *Acts 16:1; 1 & 2 Timothy*

Story with lines separating paragraphs (text in bold, optional interaction cues in italics)

Paul was an old man who was about to die. His enemies had put him in jail for telling people about Jesus, and now they planned to kill him. Paul sat in his cold cell making the best of the little time he had left. Even in jail, Paul found ways to love God and His people.

Can you think of what he could do?

Paul prayed. He shared the good news of Jesus with the soldiers who guarded him and with many others. And, he wrote letters to the little churches of believers in many places.

Paul's life in jail was very different from what it used to be. Paul had been a missionary. He travelled to many faraway places, preaching the good news of Jesus to all who would listen. Many people turned away from disobeying God and trusted in Jesus as their Savior when they heard Paul preach. Soon, there were little churches of these new Christians all over. They gathered together each week to worship God and love one another.

Godly leaders were chosen to take care of the members of each little church gathering. Some of these leaders were called "deacons." They were used by God to serve their little church in a special way. They spent their time caring for the needs of others in the church. Men like Stephen made sure everyone had enough to eat. Women like Phoebe spent their days serving the needs of others in so many ways, too.

Other godly leaders were men called "pastors" or "elders. These men were used by God to serve their little church by teaching God's Word and leading everyone in loving God and living for Him. Sometimes, these pastors brought words of comfort to those who were discouraged. Sometimes, they warned those forgetting to live for God and urged them to turn away from their sins. They prayed for God to help them all. And, they preached God's Word when the Christians in each little church gathered together.

A young man named Timothy would become one of these godly pastors.

Paul met Timothy on one of his traveling trips and asked him to be his helper. Mile after mile, Timothy walked with Paul. Up mountains and down valleys. Over land and over sea. Through every kind of weather. To every kind of people.

There were happy, friendly people who wanted to hear about Jesus, and welcomed them. And, there were angry, fierce people who hated Paul, and wanted to make him stop telling about Jesus. They hurt Paul, and sent him to live in cold, prison cells. Timothy stayed by Paul through it all.

But most of all, it was the love in Timothy's heart that made him such a good helper for Paul. Timothy had a heart devoted to God and His good plans. Timothy loved God's Word and knew it well. He loved God, and Paul, and God's people so much, that he put them first, instead of himself! So, you can see why Paul loved Timothy so much, and why Timothy was such a good helper for Paul. After a while, Paul treated Timothy not just as a helper, or even a very good friend, but like Timothy was his very own son.

Story with lines separating paragraphs (text in bold, optional interaction cues in italics)

Yes, Timothy was a big help to Paul, but did you know that Paul was a big help to Timothy, too? As Timothy travelled with Paul, he was listening and learning. He listened to Paul preach from God's Word and share the good news of Jesus. He saw many people turn away from their sins and trust in Jesus as their Savior.

Timothy listened to Paul teach these new believers how to live as Jesus' disciples, who would love God and live for Him their whole lives. Timothy listened to Paul use God's Word to comfort sad people and to warn others who had stopped living for God. Timothy watched Paul pray for the little churches to stay faithful and grow.

And as Timothy listened and watched, God was preparing him for His plans for him. Can you guess what God planned for Timothy to be?

Can you guess?

A pastor, himself!

One day, Paul and Timothy came to big city of Ephesus. They had come to check up on the little church of believers there. Uh oh, Paul could see there was a problem! This little church of believers needed a good pastor. Who could help them? Who knew God's Word well enough to help them grow to worship God and love one another the way God wanted them to? None of the new believers in the little Ephesus church could do this yet.

Perhaps there was no one in the little church who could be their pastor, but there WAS someone with Paul who could stay and lead them. Can you guess who?

Can you guess?

It was Timothy!

"Timothy, would you stay and care for this little church of believers?" Paul asked Timothy. "You are young, but I know that God will help you do a good job preaching the Bible and leading them," he said. Timothy agreed to stay. He would miss Paul, but he was happy to help. The little church in Ephesus was happy, too. Now, they had a godly pastor who could help them love God and live for Him. Paul was so glad that he could leave the little church in Ephesus under Timothy's care.

But now, so many years had passed since Paul left Timothy in Ephesus. What a lot of journeys Paul had taken since then. What a lot of people got to hear the good news of Jesus and trusted in Him as their Savior! Little churches of new believers gathered every Sunday, where there used to be none. God had filled Paul's years with good things.

But, oh, what troubles had come to Paul along with those blessings! Preaching the good news of Jesus was no easy thing. It was why Paul was in jail in Rome, alone, shivering in the cold, and soon to die.

Paul longed to see that dearest, closest friend of his. What was his name?

Can you tell me?

Timothy! Paul missed his dear Timothy so very much! Paul wanted him to come and care for him. Paul wanted him to bring him his heavy cloak to keep him warm, and his books and papers, so he could study.

Story with lines separating paragraphs (text in bold, optional interaction cues in italics)

Paul wondered if he would get to see Timothy again before he died. He hoped he would. But Ephesus was so far away from Rome! And there were no telephones or even postmen back then. How could Paul tell Timothy he needed him? What could Paul do?

Can you think of what Paul could do?

Paul could write to Timothy and find someone to take it to him. And even if Timothy could not get to Rome before he died, at least Paul could give him one last message. And so, that's what he did.

Before long, a messenger was on his way to Ephesus with Paul's letter. Walk, walk, walk, he went. At last, after many days, he handed the letter to Timothy to read. Timothy was so happy to hear from Paul. How he missed Paul and loved him! Here was news, at last!

Timothy eagerly opened the letter and read.

"Timothy, my dear son," Paul started. "I thank God every time I think of you. I long with tears to see you. Do your best to come to me soon."

"Here are some important things I want you to remember that will help you lead the little church in Ephesus," Paul wrote. "You were my helper for many years. You watched me preach about Jesus from the Bible. You watched people try to get me to stop talking about Jesus by hurting me," Paul wrote. "You saw how God gave me strength to keep on preaching, and loving, and caring for all the Christians in the little churches we went to. Don't forget what you saw me do! Do these same things for the people in your little church."

"Keep on learning God's Word! Keep on preaching God's Word!" Paul told Timothy. "Sometimes this will be really hard. Sometimes people won't want to hear what the Bible says. But keep on teaching it to them, no matter what!" Paul urged Timothy. "Only the Bible is God's Word. It makes God's people ready for everything God wants them to do."

"Don't forget these things, and please, come see me soon --before winter comes. Paul."

Did Timothy ever make it to see Paul before he died? We don't know. But we DO know that Timothy did what Paul wanted him to do most of all: be a good pastor for the little church in Ephesus and teach them God's Word.

Cracking the Case: (story wrap-up for Listening Assignments)

It's time to see how we did with our Listening Assignment.

Detective Dan's Lesson #1 Listening Assignment:

I need to know:

- 1. Who was the pastor chosen to care for the believers in Ephesus?** Timothy.
- 2. What did Paul tell him to be faithful to do for those believers?** Paul told Timothy to be faithful to preach God's Word to them and help them keep on loving God and living for Him.

For You and Me:

Paul encouraged Timothy to be faithful to teach God's Word to the believers who gathered together as a little church in Ephesus. By being faithful like this, God could use Timothy powerfully. Timothy could help the believers know how to keep on loving God and living for Him. When we go to church and listen to faithful teachers tell us about God's Word, God can use it to help us to love Him and live for Him, too. And the very first thing that every faithful teacher hopes and prays that you will do when you hear God's Word is to turn away from your sins and trust in Jesus as your Savior. This is how we become God's people. It is the best, first step in loving God and living for Him.

Detective Dan's Lesson #2 Listening Assignment:**Our Bible Verse is 1 Timothy 4:13:**

"Devote yourself to the public reading of Scripture, to preaching and to teaching."

I need to know:

- 1. Whom did Paul write to when he was in prison and about to die?** Timothy.
- 2. What did Paul tell this person to be faithful to do for the believers in Ephesus?** Paul told Timothy to be faithful to preach God's Word to them and help them keep on loving God and living for Him.

For You and Me:

Paul encouraged Timothy to be faithful to teach God's Word to the believers who gathered together as a little church in Ephesus. By being faithful like this, God could use Timothy powerfully. Timothy could help the believers know how to keep on loving God and living for Him. When we go to church and listen to faithful teachers tell us about God's Word, God can use it to help us to love Him and live for Him, too. And the very first thing that every faithful teacher hopes and prays that you will do when you hear God's Word is to turn away from your sins and trust in Jesus as your Savior. This is how we become God's people. It is the best, first step in loving God and living for Him.

Detective Dan's Lesson #3 Listening Assignment:

I found six clues, but two of them are **NOT** in the story. They were: a cake, Paul, a car, a letter, a coat, and God's Word. *Hold each of them up for the children to see as you identify them.*

I need to know:

- 1. Which four belong in the story and which two don't?** Paul, the letter, the coat and God's Word belong. The cake and the car do not.
- 2. Who did Paul thank God for? What did Paul asked God to help this person do?** Paul thanked God for Timothy. To keep being a good pastor to the people in Ephesus, but also to come and comfort him before he died.

For You and Me:

Paul thanked God for giving him Timothy. Timothy had been such a good helper to him; and, Timothy now was a faithful leader to the believers in Ephesus, who Paul cared about so much. We, too, should thank God for the faithful leaders he gives us. They help us know God's Word and know how to live it out. We can ask God to help those leaders teach us well. And, we can ask God to work in our hearts as we listen to the leaders at our church teach from God's Word. We can ask God to use these leaders and His Word to turn away from our sins and trust in Jesus as our Savior. That's how we can become God's people, too.

The Gospel (story wrap-up if NOT using Listening Assignments)**Our Bible Truth is:**

**Why Do God's People Go to Church?
To Worship God and Love One Another...
By Learning from God's Word, the Bible!**

Why do God's people go to church? To worship God and love one another... by learning from God's Word, the Bible! God's people love the Bible. Each time they gather together, they want to learn more from it. The Bible is how they learned they were sinners who deserved God's punishment for disobeying Him, and of God's rich mercy in sending Jesus to be our Savior. It tells how Jesus lived a perfect life and offered it on the cross as the full payment for the sins of God's people. And, how He rose from the dead on the third day, beating sin and death for them. The Bible tells us how we can become God's people by turning away from our sins and trusting in Jesus as our Savior. And, how we can know and love God better, and live for Him. Ask God to use the Bible to teach you and help you do these things, too. He loves to answer this prayer!

Close in prayer.

Closing ACTS Prayer

- A** We praise You, God, for saving Your people, the Church. We praise You for giving us the Bible and godly leaders to teach it to us.
- C** God, sometimes we don't want to learn from the Bible. Sometimes, we don't want to listen to the pastors preach from Your Word. There are other things we would rather do. We need a Savior!
- T** God, thank You for not leaving us on our own, but giving us Your Word, the Bible, to learn from and to live by. Thank You for all the people in church who help us understand Your Word and live it out. Thank You for our pastors and teachers.
- S** God, work in our hearts. Help us to turn away from our sins and trust in Jesus as our Savior. Help us to love Your Word and learn it. Help us live it out. Help our pastors and teachers to teach us well about You. In Jesus' name we pray, Amen.

Go to Lesson Plan, p.9 for the script to the rest of the lesson.

Deep Down Discussion Sheet

use with all THREE lessons

Use with all response activities for deeper learning



P.1

Questions to aid discussion of the key concepts and for use in games

Be familiar with these questions and answers. Look for opportunities to ask questions and discuss their answers, such as while the children work on their coloring pages, as part of their response games, or during play time. Remember: your goal isn't to ask all these questions or only talk to the children about these things. It's to be deliberate in having good conversations with them, however much or little you have.

BIG QUESTION

Why Do God's People Go to Church? To Worship God and Love One Another!

Meaning

A church is God's people gathering together. Some churches meet in special buildings. Some churches meet in homes. Some meet outside. No matter where they meet, when God's people gather together, they are a church. When God's people gather together as a church, they worship God. They worship Him for being the one, true God who is not like anyone else. They worship Him for saving them through Jesus. They sing songs and pray to God. They listen to the Bible and learn how to obey it. God's people also gather together to love one another. They talk with each other, and take care of each other, and pray for each other. The Bible tells us that God's people are to meet together often. It tells us that when they gather together, Jesus will be there with them in a special way. We can be God's people when we turn away from our sins and trust in Jesus as our Savior. Then, we will gather together with God's people to worship God and love one another, too!

Discussion Questions

choose a few

1. Why do God's people go to church? *To worship God and love one another.*
2. What is the name of God's people meeting together? *A church.*
3. Where do churches meet? *Sometimes in buildings, sometimes in homes, sometimes outside.*
4. Who do God's people worship when they meet together? *God.*
5. What kinds of things do they worship about God? *He is the one, true God. He is their Savior.*
6. What kinds of things do they do when they meet together? *Sing and pray; listen to the Bible and learn how to obey it; love each other.*
7. Who promises to be with God's people in a special way when they gather together? *Jesus. They have special closeness with God now in their hearts, will go live with Him, happily forever when they die. We can become God's people when we turn away from our sins and trust in Jesus as our Savior.*

BIBLE TRUTH

To Worship God and Love One Another... By Learning from God's Word, the Bible!

Meaning

God's people gather together to learn from the Bible. There is no other book like it. It alone is God's Word. It is the best place to find out about God and how to obey Him. But that's not all! The Bible is not just words that God's people listen to and learn from. God's Word is powerful! The Holy Spirit works inside of people as they hear God's Word. He uses it to help them turn away from their sins and trust in Jesus as their Savior. This is how we become God's people. (The big, Bible word for this is "conversion.") And, He uses it to help us to know God better, to give us hope, and to obey Him. This is how we live as God's people. (The big, Bible word for this is "discipleship.")

Sometimes God's people learn from the Bible in little groups. (You are probably learning about the Bible in one of these right now!) But the most important way God's people learn from God's Word is when they all gather together as a congregation and listen to a godly man preach from the Bible. The Bible calls these men, pastors (or elders). God has called them to preach God's Word and to lead God's people in living for Him. What a great gift they are to God's people! The pastor stands in front of the congregation (God's people gathered together). He reads to them from the Bible and explains what it means. He helps them understand how to live it out. (The big, Bible word for this is "expositional preaching.") The Holy Spirit helps the pastor and the congregation as they study God's Word together.

It is very important for God's people to hear the Bible when they gather together. God uses it to work powerfully in their lives. We can be God's people, too, when we turn away from our sins and trust in Jesus as our Savior. God can use His Word to work powerfully in our lives, too.

Discussion Questions

choose a few

1. What is the name of the book God has given His people to learn about Him and His good ways? *The Bible.*
2. What is the big Bible word for becoming one of God's people by turning away from our sins and trusting in Jesus as our Savior? *It's "conversion."*
3. What is the big, Bible word for loving God and live for Him? *It's "discipleship."*
- Who do God's people gather together to listen to? *A pastor--a godly man preach from the Bible.*
4. What does the godly man do when he preaches? *He reads to them from the Bible and explains to them what it means. He tells them how they should obey it.*
5. What makes the Bible so important to learn from? *It's the only book that is God's Word. It's the best place to find out about God and how to obey Him.*
6. What makes the Bible powerful? *The Holy Spirit works in people's hearts as they hear it, helping them to know God better and to love and obey Him more and more.*
7. How can we become God's people? *By turning away from our sins and trusting in Jesus as our Savior.*

Questions to aid discussion of the key concepts and for use in games

<p>THE GOSPEL</p>	<p>What is God’s good news for you and me? <i>The gospel! The Bible tells us the amazing good news that though we are sinners who deserve God’s punishment, that God sent His Son, Jesus, to be our Savior. Jesus lived a perfect life and offered it as the full payment for the sins of God’s people when He died on the cross. On the third day, Jesus rose from the dead in victory. He had beaten sin and death for God’s people. Now, all who turn away from their sins and trust in Jesus as their Savior can be forgiven their sins and become God’s people. That’s just a beginning. God will use His Word to teach His people more and more about how to love Him and how to live to please Him. We can become God’s people, too, when we turn away from our sins and trust in Jesus as our Savior. He will use His Word, the Bible, to help us to know Him and live for Him, more and more. Ask Him to help you. He loves to answer this prayer.</i></p>
<p>BIBLE TRUTH BIBLE VERSE</p> <p>Meaning</p> <p>Discussion Questions</p> <p><i>choose a few</i></p>	<p>“Devote yourself to the public reading of Scripture, to preaching and to teaching.” --1 Timothy 4:13</p> <p>Learn a Little: “Devote yourself to the reading of Scripture.”</p> <p>God’s people gather together to worship God and love one another. And what book tells them how to do this best of all? God’s Word, the Bible! The Bible helps God’s people know how God wants them to live; and, it is powerful to help them live that way. No wonderful God’s people devote themselves to the Bible. They want their leaders to read it to them and to teach them what it means when they gather together. It alone is God’s Word! We can become God’s people when we turn away from our sins and trust in Jesus as our Savior. God can use His Word to work powerfully in our lives, too.</p> <p>1. What is another word for God’s Word, the Bible? <i>Scripture.</i> 2. What book tells God’s people how God wants them to live? <i>The Bible does.</i> 3. How is the Bible powerful to do inside of God’s people? <i>It is powerful to help them love God and live for Him.</i> 4. Where do God’s people meet all together and listen to God’s Word? <i>At church.</i> 5. Who teaches them about God’s Word when they meet together? <i>Godly leaders.</i> 6. What do the godly leaders teach when they read God’s Word? <i>What it tells us about God and how God wants us to live.</i> 7. <i>What is the first, very wonderful thing that God can use His Word to do in our hearts when we listen to it? God can use it to help us to turn away from our sins and trust in Jesus as our Savior. He can make us His people!</i></p>
<p>BIBLE STORY</p> <p>Discussion Questions</p> <p><i>choose a few</i></p>	<p>The Case of the Faithful Leader</p> <p>1. Where was Paul? <i>He was in prison in Rome. His enemies put him there for telling people about Jesus, and now they planned to kill him.</i> 2. Whom did Paul write to before he died? <i>Timothy.</i> 3. What was so special about Timothy? <i>Timothy had been Paul’s special helper. He cared for Paul. He loved God, God’s Word, and he cared for God’s people. He was like a son to Paul.</i> 4. Where did Paul leave Timothy? <i>What did he want him to do? He left him as the pastor, the godly leader, of the church in a city called Ephesus. They needed a good pastor who would teach them God’s Word and help them live it out. Paul knew Timothy would do a good job.</i> 5. What did Paul tell Timothy to remember? <i>To keep on preaching God’s Word, even when it is very hard. To keep on loving and caring for the believers at that little church in Ephesus. He also wanted him to come to visit him, if he could.</i> 6. What is the good news of Jesus that Paul and Timothy wanted everyone to know? <i>That we can become God’s people when we turn away from our sins and trust in Jesus as our Savior. God can help us do this, too! Ask Him to help you to become one of His people!</i></p>