

# **DEEP DOWN DETECTIVES**

**Curriculum Resources  
for Unit 11, Bible Truth 3:**



**How Can We Be Saved?**

**It Is God's Free Gift...**

**When the Holy Spirit Works  
in Our Hearts!**

## Session Prep (especially good for newbies!)

### Pray!



Pray for the Holy Spirit to be at work in your and the children's hearts.

### Review



If new to the curriculum, look at the **Getting Started with Deep Down Detectives section of the Core Curriculum book.** (p.5) It will be especially helpful to read through the Deep Down Detectives section of **The Praise Factory Tour: Extended Version Book.** This is a visual way to understand what goes on in the classroom. (A pdf of the book is found in the samples section on the website.)

### Look through and Learn the Lesson



Read over **lesson plan.** Practice any **songs or action rhymes** you are using. Choose/make up motions to go with these. Choose less with younger children and more with older preschoolers. **Practice the lesson with the visual aids** and using the Big Question Box/Briefcase.

### Read and Rehearse the Bible Story with Pictures



Read the Bible story from the Bible. Read the curriculum version. Practice telling it with the storyboard pictures. (If you have not previously laminated the story pictures, do that now.) Or, rehearse it from the Simple Story Scenes, if you are using those.

### Let There Be Music



Download the music and listen to the songs. Choose which of the songs you will use with the children. If using live musicians, make sure they have the sheet music (Appendix A, Core Curriculum book).

### Put the Props in Place



1. Prepare your Visual Aids. Put the Big Question, Unit Bible Truths, Bible Truth, Bible Verse, and Listening Assignment signs, as well as the Bible Story script in one side of the Bible folder.
2. Get out your storyboard. If using Simple Story Scenes, put these in your Bible Folder. Or, if using the individual storyboard figures, put all background pictures in place (they have a BG by the number). Put the rest of the storyboard pictures (these have a SB by the number) in order of use in the other side of the Bible folder.
3. Put the DDD Bible Folder as well as the Big Question sign in the Big Question Box/Briefcase and shut it. If your box/briefcase has locks and you want to use the unlocking the box as part of your session, lock it now....but make sure you have the key or know the code first.
4. Prepare the music CD or sheet music or mp3 device for use in your session.

### Set Out Free Play Activities



Choose and set up free time activities you will use with the children. Choose a variety of different activities that will be enjoyed by different types of children. Rotate the activities you provide to keep them interesting and fresh to your children. (Suggestions in Appendix D, Core Curriculum books.)

### Prepare Any Activities



Choose which (if any) of the Bible Truth games and crafts activities you want to use in the session. Bear in mind your time frame as well as the developmental abilities and attention span of your children as you decide which/how many to prepare. **Look over the Discussion Sheet** and choose a few questions you might use to spark discussion with the children as they do their activities (especially good for ages 3's+). Pray for God to give you opportunities to talk about these things with the children.

### Let Them Take It with Them



Make copies of the craft/take home sheets, if you are not already using them as one of your activities. You may also want to make copies of the story (see take-home version of each story included in Appendix C with the other take home resources) to have for parents to use with their children at home. There's a link on each craft/take home sheet to the story, if you don't make hard copies.

### Store It



After your session is over, collect the resources and store them for future use. This curriculum can be used over and over for years to come.

---

## Unit 11: The God Who Saves

---

### UNIT OVERVIEW

We all have disobeyed God. We have all lost the wonderful special closeness with God that He meant for us to have with Him. No matter how hard we try, we can't ever be good enough to win back special closeness with God. No, we can't save ourselves, but God can. That's why He sent Jesus: to save us as a free gift from Him. Anyone who turns away from their sins and trusts in Jesus as their Savior, will receive His forgiveness. They will become His people, who know Him in their hearts by His Holy Spirit. And one day, God will take them to live with Him forever. This is the free gift God offers to you and me. God is so kind to us!

In this unit we will learn three truths about this wonderful, free gift God offers us.

### UNIT BIBLE VERSE: Romans 6:23

"For the wages of sin is death, but the gift of God is eternal life in Christ Jesus our Lord."

### BIG QUESTION UNDER INVESTIGATION: How Can We Be Saved?

**ANSWER:** It Is God's Free Gift!

#### OPTIONAL Big Question 11 INTRODUCTION LESSON (Use Hide 'n' Seek Kids Unit 11 Material)

Story: The Case of the Most Important Question *Acts 16*

Bible Verse: Romans 6:23

#### BIBLE TRUTH 1: When We Tell God Our Sins and Turn Away from Them (3 Lessons Available)

Story: The Case of the Changed Climber *Luke 19:1-9*

Bible Verse: 1 John 1:8-9

#### BIBLE TRUTH 2: When We Trust in Jesus as Our Own Savior (3 Lessons Available)

Story: The Case of the Amazed, Mad Man *Acts 8-9*

Bible Verse: Romans 10:9-10

#### ➔ BIBLE TRUTH 3: When the Holy Spirit Works in Our Hearts (3 Lessons Available)

Story: The Case of the Surprising, Second Birthday *John 3*

Bible Verse: Titus 3:5-7

## Deep Down Detectives NIV Songs 11 Track Numbers

This is a listing of all songs mentioned in the unit curriculum. You may or may not choose to use all of the songs. They are listed in easy-reference order--NOT in the order used in the curriculum.

You may choose to simply burn a CD/load them onto an mp3 device in this order. Or, you may want to do what we do: choose the songs we want to use and create a play list of them in that order. Then, we burn a CD/upload the play list onto an mp3 device. A teacher only has to click forward to the next song, instead of hunting for the right track. The track number have been included as part of the title of each song, teachers will still have a reference to the track number listed in the curriculum (same as those listed below), even if you change the order on your customized play list.

### SONGS USED EVERY UNIT OF THE CURRICULUM

- 1 The Classroom Song v.1
- 2 The Classroom Song v.2
- 3 The Classroom Song v.3
- 4 The Classroom Song v.4
- 5 Deep Down Detectives Theme Song
- 6 The Classroom Rules Song
- 7 Let's Pray Song
- 8 The Big Question Box Song
- 9 The Bible Chant Song
- 10 ACTS Prayer Song (Short Version)
- 11 ACTS Prayer Song (Full Version)

#### Why the Extra Songs?

Deep Down Detectives is a curriculum used by a wide age-span of kids. Sometimes one of the other songs is a better fit for your kids. Or, you may simply want to teach them more songs on the same Bible Truth. Use as many or as few as you want.

*listen to or download songs for free at <https://praisefactory.org>: Deep Down Detectives Music page*

### UNIT 11: THE GOD WHO SAVES

- 12 Big Q & A 11 Song
- 13 Big Question 11 Song: How Can I Be Saved?
- 14 Big Question 11 Bible Verse Song: The Gift of God Is Eternal Life Romans 6:23, NIV 1984
- 15 Big Question 11 Hymn: Grace Greater than All Our Sin, refrain
- 16 Big Question 11 Praise Song: Blessed Be the Name

#### How Can We Be Saved? It Is God's Free Gift...

#### Bible Truth 1: When We Tell God Our Sins and Turn Away from Them

- 17 Bible Verse: If We Claim 1 John 1:8-9, NIV 1984

#### Bible Truth 2: When We Trust in Jesus as Our Own Savior

- 18 Bible Verse: If You Confess with Your Mouth Romans 10:9-10, NIV 1984
- 19 Extra Bible Verse: In My Father's House John 14:2-6, NIV 1984

#### Bible Truth 3: When the Holy Spirit Works in Our Hearts

- 20 Bible Verse: He Saved Us Titus 3:5-7, NIV 1984
- 21 Extra Bible Verse: I Will Give You a New Heart Ezekiel 36:26, NIV 1984

**Big Question 11, Bible Truth 3 Overview: Key Concepts**

p.1

**Unit 11: The God Who Saves**

**Unit Big Question (and Answer):** How Can We Be Saved? It Is God's Free Gift!

**Unit Bible Verse:** "For the wages of sin is death, but the gift of God is eternal life in Christ Jesus our Lord."  
--- Romans 6:23

**Bible Truth 3 Concept: It Is God's Free Gift... When the Holy Spirit Works in Our Hearts!**

All of us are sinners. We would rather do things our own way rather than obey God. We have hearts that are dead and empty of love for Him and His good ways. We would never choose to love God on our own.

But guess what God does for His people? He treats them so much better than they deserve! He sends His Holy Spirit to work in their hearts. When they hear God's Word, He helps them know they are sinners. He helps them want to stop disobeying God and trust in Jesus as their Savior. He makes their hearts alive to God. Now, they know God and want to obey and love Him.

We can be God's people, too! We can ask God to send the Holy Spirit to work in our hearts. He can help us to ask God to forgive our sins, trust Jesus as our Savior, and live for Him. Then we can know God in our hearts, now; and when we die, we will go to live perfectly happily with Him forever.

**Bible Truth 3 Bible Verse: Titus 3:5**

"... He saved us, not because of righteous things we had done, but because of his mercy. He saved us through the washing of rebirth and renewal by the Holy Spirit."

**Learn a Little:** "He saved us through the Holy Spirit."

**Meaning**

We can never please God with our own, good works. Only through Jesus' perfect life offered up in the place of sinners can we be saved. And what a salvation it is! God, Himself, sends His Holy Spirit to work in the hearts of His people. He gives them the gift of faith. He helps them turn away from their sins. He makes them clean of their sins and all new on the inside. This is how we, too, can become God's people--His heirs; that is, His children who will receive eternal life and live with Him forever.

**Bible Truth 3 ACTS Prayer**

- A** God, we praise You for being the Changer of the hearts of sinful people, like us.
- C** God, we confess that we are all sinners. We have hard hearts that are slow to believe, love, and obey You. We need Jesus to save us!
- T** Thank You for sending Your Holy Spirit to work in the hearts of people like us, so we can know You, love You, and live for You. You give us what we need but could never get on our own.
- S** God, send the Holy Spirit to work in our hearts. Give us faith as we hear Your Word, the Bible. Help us to turn away from our sins and trust in Jesus as our Savior. Make us new creations! Give us the new birth! We want to know You and live for You! In Jesus' name we pray, Amen.

**Bible Truth 3 Story**

**The Case of the Surprising, Second Birthday**

*John 3*

---

## **Big Question 11, Bible Truth 3 Overview: Key Concepts**

---

**p.2**

### **Songs Used in Bible Truth 3**

Big Q & A 11 Song

Big Question 11 Song: How Can We Be Saved?

Big Question 11 Bible Verse Song: The Gift of God Is Eternal Life Romans 6:23

Big Question 11 Hymn: Grace Greater than All Our Sin, refrain

Big Question 11 Praise Song: Blessed Be the Name



Bible Verse: He Saved Us Titus 3:5-7, NIV 1984

*Extra Bible Verse: I Will Give You a New Heart Ezekiel 36:26, NIV 1984*

*listen to or download songs for free at <https://praisefactory.org>: Deep Down Detectives Music page*

**1. GETTING STARTED**

 = follow the stars for a short & simple lesson plan

<b>Intake Activity Ideas</b>	<b>Choose one of these open-ended activities to include children as they join the class:</b>														
<b>Free Play Time</b> <i>suggestions in Appendix D</i>	 Offer your own or some of the easy-to-make, free play activities suggested in Appendix D.														
<b>OR Sing-along Music Time</b>  <i>and sheet music, Appendix A</i>  <i>listen to or download songs for free at <a href="https://praisefactory.org/Deep Down Detectives Music page">https://praisefactory.org/Deep Down Detectives Music page</a></i>	<p>Music from Deep Down Detectives (DDD) NIV Songs 11:</p> <table border="0"> <tr> <td>Big Q &amp; A 11 Song</td> <td><i>DDD NIV Songs 11, track 12</i></td> </tr> <tr> <td>Big Question 11 Song</td> <td><i>DDD NIV Songs 11, track 13</i></td> </tr> <tr> <td>Big Question 11 (Unit) Bible Verse Song: The Gift of God Is Eternal Life Romans 6:23</td> <td><i>DDD NIV Songs 11, track 14</i></td> </tr> <tr> <td>Big Question 11 Hymn: Grace Greater than All Our Sin, refrain</td> <td><i>DDD NIV Songs 11, track 15</i></td> </tr> <tr> <td>Big Question 11 Praise Song: Blessed Be the Name</td> <td><i>DDD NIV Songs 11, track 16</i></td> </tr> <tr> <td>Bible Truth 3 Bible Verse Song: He Saved Us Titus 3:5-7</td> <td><i>DDD NIV Songs 11, track 20</i></td> </tr> <tr> <td>Extra Bible Truth 3 Bible Verse Song: I Will Give You a New Heart Ezekiel 36:26</td> <td><i>DDD NIV Songs 11, track 21</i></td> </tr> </table> <p><i>Add more fun to Sing-along Music Time by adding a Music, Movement &amp; Memory Activity. These activities are listed on p.10 of this lesson plan with the Response Activities. Instructions found in Appendix B.</i></p>	Big Q & A 11 Song	<i>DDD NIV Songs 11, track 12</i>	Big Question 11 Song	<i>DDD NIV Songs 11, track 13</i>	Big Question 11 (Unit) Bible Verse Song: The Gift of God Is Eternal Life Romans 6:23	<i>DDD NIV Songs 11, track 14</i>	Big Question 11 Hymn: Grace Greater than All Our Sin, refrain	<i>DDD NIV Songs 11, track 15</i>	Big Question 11 Praise Song: Blessed Be the Name	<i>DDD NIV Songs 11, track 16</i>	Bible Truth 3 Bible Verse Song: He Saved Us Titus 3:5-7	<i>DDD NIV Songs 11, track 20</i>	Extra Bible Truth 3 Bible Verse Song: I Will Give You a New Heart Ezekiel 36:26	<i>DDD NIV Songs 11, track 21</i>
Big Q & A 11 Song	<i>DDD NIV Songs 11, track 12</i>														
Big Question 11 Song	<i>DDD NIV Songs 11, track 13</i>														
Big Question 11 (Unit) Bible Verse Song: The Gift of God Is Eternal Life Romans 6:23	<i>DDD NIV Songs 11, track 14</i>														
Big Question 11 Hymn: Grace Greater than All Our Sin, refrain	<i>DDD NIV Songs 11, track 15</i>														
Big Question 11 Praise Song: Blessed Be the Name	<i>DDD NIV Songs 11, track 16</i>														
Bible Truth 3 Bible Verse Song: He Saved Us Titus 3:5-7	<i>DDD NIV Songs 11, track 20</i>														
Extra Bible Truth 3 Bible Verse Song: I Will Give You a New Heart Ezekiel 36:26	<i>DDD NIV Songs 11, track 21</i>														
<b>OR Bible Verse Memory Game</b>  <i>instructions found in Appendix B</i>	<p>Lesson 1 Game: Duck, Duck, Goose Lesson 2 Game: Slap, Clap and Stack Lesson 3 Game: Simon Says How</p> <p><i>These activities are also included on p.10 of this lesson plan with the Response Activities.</i></p>														
<b>2. OPENING CIRCLE TIME</b> ( <i>introduce the Bible Truth and tell the related Bible story</i> )															
<b>Gathering the Children</b>  <i>lyrics and sheet music, Appendix A</i>	<p><i>Sing verse 1 of The Classroom Song to gather the children for Circle Time.</i></p> <p><b>The Classroom Song, verse 1</b> <span style="float: right;"><i>DDD NIV Songs 11, track 1</i></span></p> <p>Let's gather together to worship God, Let's gather together to worship God, Let's gather together to worship God, Come gather here with me!</p>														
<b>Welcome to Deep Down Detectives</b>	 "Welcome to Deep Down Detectives. We're so glad you've joined us! Detectives are people who look for answers to questions. In Deep Down Detectives, we look for answers to big questions about God. We dig deep down in the truths of God's Word to find them."														

**2. OPENING CIRCLE TIME, continued**



= follow the stars for a short & simple lesson plan

<p><b>Deep Down Detectives Theme Song</b></p> <p><i>Lyrics and sheet music, Appendix A</i></p>	<p>"Let's sing our Deep Down Detectives Theme Song."</p> <p><b>★ Deep Down Detectives Theme Song</b> <span style="float: right;"><i>DDD NIV Songs 11, track 5</i></span></p> <p>We're Deep Down Detectives,                  diggin' deep in God's Word,                  For truths about God and His plans for this world,                  We're seeking to love Him, with all of our heart,                  We're Deep Down Detectives!                  Come on! Let's start!</p>
<p><b>Classroom Rules Song</b></p> <p><i>Lyrics and sheet music, Appendix A</i></p>	<p>There are two very important things that Deep Down Detectives do together: we worship God and we love one another. Our Classroom Rules Song reminds us how we should act. Let's sing it."</p> <p><b>Classroom Rules Song</b> <span style="float: right;"><i>DDD NIV Songs 11, track 6</i></span></p> <p>Shh, be quiet while someone is talking,                  Raise your hand, if you have something to say,                  Don't touch your friend, sitting beside you,                  Obey your teachers, Be kind as you play.                  These are our classroom rules,                  These are our classroom rules,                  They help us worship God and love one another,                  These are our classroom rules.</p>
<p><b>Opening Prayer Time</b></p> <p><i>Lyrics and sheet music, Appendix A</i></p>	<p>"Children, we need God's help to keep these rules. Let's ask Him to help us right now. Let's get ready and pray."</p> <p><b>Let's Pray</b> <span style="float: right;"><i>DDD NIV Songs 11, track 7</i></span></p> <p>1-2-3!                  Fold your hands,                  Bow your head,                  Close your eyes.                  Let's pray! (<i>repeat</i>)</p> <p>"Let's pray:"</p> <p><b>★ Opening Prayer</b></p> <p>Dear Lord,                  We're so glad to get to gather together to worship You!                  Please help us keep the classroom rules.                  Please help us to love You and learn about You today.                  In Jesus' name we pray. Amen.</p>



**2. OPENING CIRCLE TIME, continued**

★ = follow the stars for a short & simple lesson plan

**Reveal the Big Question**

**Introduce the Big Question Box/Briefcase**

*lyrics and sheet music, Appendix A*

“Detectives INVESTIGATE things. That means they ask questions and look for answers. Deep Down Detectives investigate big questions about God. The Big Question we are investigating today is right inside our Big Question Box/Briefcase.

**The Big Question Box Song**

*DDD NIV Songs 11, track 8*

We’ve got a big box,  
All closed up and locked,  
Filled with the truths of God’s Word.

We’ve got a brief case,  
There’s no time to waste,  
Come on, kids, let’s open it up!

**The Big Question under Investigation**

VISUAL AID



of BQB

*Big Question & Answer Sign, front side*

*\*found in the DDD Unit 11 Visual Aids, NIV Book*

Ok, who would like to open for me and pull out the Big Question?”

*Choose a child to open the box/briefcase, take out the Big Question and hand it to you, then hold up the Big Question sign for all the children to see, and say:*

★ The Big Question we are investigating today is Big Question Number 11:

**How Can We Be Saved?**

and the Answer is:

**It Is God’s Free Gift!**

**Big Question Meaning**

★ We all have disobeyed God. We have all lost the wonderful special closeness with God that He meant for us to have with Him. No matter how hard we try, we can’t ever be good enough to win back special closeness with God.

No, we can’t save ourselves, but God can. That’s why He sent Jesus: to save us as a free gift from Him. Anyone who says “sorry” to God for their sins and trusts in Jesus as their Savior, He will forgive all their sins. God will give them special closeness with Himself right now. Then one day, He will take them to live with Him forever. This is the free gift God offers to you and me. God is so kind to us!

**Big Question Songs**

★ “Let’s sing our Big Question Song:

**Big Q & A 6 Song**

*lyrics and sheet music, Appendix A*

**Big Q & A 11 Song**

*DDD NIV Songs 11, track 12*

*(adapted version of “Here We Go Looby-Loo”)*

How can we be saved?  
How can we be saved?  
How can we be saved?  
It is God’s free gift!

**2. OPENING CIRCLE TIME, continued**



= follow the stars for a short & simple lesson plan

**Learning about the Big Question (use one or both)**



Repeat the Big Question and Answer again:  
**"How Can We Be Saved? It Is God's Free Gift!"**

Say: "Hmmm, I wonder what that means... Let's do our action rhyme/sing our song that explains it."

Then do the action rhyme or sing the song using any of the optional motions suggested, if desired.

**Big Question Action Rhyme**

**Big Question 11 Action Rhyme**

**(POSSIBLE ACTIONS)**

I disobey God, I need a Savior!  
 You disobey God, You need a Savior!  
 We all disobey God,  
 We all need a Savior!  
 Oh, what a sad, sad day!

*Point to self*  
*Point out to others*  
  
*extend arms out wide to each side*  
*make a sad face*

But...  
 God has a wonderful, free gift for me!  
 A wonderful, free gift for you!  
 God has a wonderful, free gift for us all.  
 God will forgive our sins through Jesus!  
 Oh, what a happy, happy day!

*Point to self*  
*Point out to others*  
  
*extend arms out wide to each side*  
*cheer and jump up and down for this best of news*

**Big Question (Action Rhyme) Song**



*Lyrics and sheet music, Appendix A*

**Big Question 11 Action Rhyme/ Song**

*DDD NIV Songs 11, track 13*

**(POSSIBLE ACTIONS)**

**Refrain**

How can we be saved? How can we be saved?  
 How can we be saved? It's God's free gift.  
 How can we be saved? How can we be saved?  
 How can we be saved?  
 It's God's free gift through Christ.

*point up to God in heaven*

**Verse 1**

I disobey God, I need a Savior,  
 You disobey God, You need a Savior,  
 We all disobey God, We need a Savior.  
 To save us from our sins. *Refrain*

*Point to self*  
*Point out to others*  
  
*extend arms out wide to each side*

**Verse 2**

Jesus, He paid the price, the perfect sacrifice,  
 On the cross, gave His life,  
 Bought us eternal life,  
 Takes away all our sin,  
 Makes our hearts clean within,  
 When we repent and believe in Him. *Refrain*

*make a cross with your index fingers*  
  
*Touch heart*  
*Make prayer hands and bow head*

**2. OPENING CIRCLE TIME, continued**

★ = follow the stars for a short & simple lesson plan

**Learning the Bible Truth**

VISUAL take out  
AID



of BQB

VISUAL AID

All the Bible Truths Sign

★ "It is God's free gift" is a good beginning, but there's so more to learn. So it's time for us to dig down even deeper for more answers to our Big Question about God. We're going to be learning **THREE** Bible truths that all tell us more about this wonderful, free gift God offers us.

Who would like to hand me the picture with our three Bible truths on it? It's in the Big Question Box/Briefcase." *Choose a child to get it and hand it to you, then hold it up and show them the pictures of the three truths they will be learning.*

**Bible Truth Clue**

VISUAL take out  
AID



of BQB

Bible Truth Clue Sign,  
front side  
VISUAL AID

★ *After everyone has had a good look, say...*

"Ok, we've learned two truths about God's free gift of salvation. They are: "When We Tell God Our Sins and Turn Away from Them"; and, "When We Trust in Jesus as Our Own Savior." (point to picture as you identify each Bible Truth). Now let's look at our Bible Truth Clue sign and see if we can figure out which of these three truths we will be learning about today. Who would like to get it out of the Big Question Briefcase for me?"

**"How Can We Be Saved?  
It Is God's Free Gift!  
When the Holy Spirit Works in Our ?????!"**

**Hint**

We're missing one word. Here's the hint to what the missing word is. It says: "What did God put deep inside of us so we can know and love Him? It starts with an "h" and it rhymes with "starts."

Can you guess? It's "HEARTS."

So the Bible Truth we are learning today is:

*(uncover answer from bottom of sign, show it to them and say:)*

★ **"How Can We Be Saved?  
It Is God's Free Gift!  
When the Holy Spirit Works in Our HEARTS!"**

**Bible Truth Meaning**

★ And here is what this Bible Truth means: *(read the meaning off of the back of the sign, say:)*

All of us are sinners. We would rather do things our own way rather than obey God. We have hearts that are dead and empty of love for God and His good ways! We would never choose to love Him on our own.

But guess what God does for His people? He treats them so much better than they deserve! He sends His Holy Spirit to work in their hearts. When they hear God's Word, He helps them know they are sinners. He helps them want to stop disobeying God and trust in Jesus as their Savior. He makes their hearts alive to God and gives them a special closeness with Him. Now they want to obey Him and love Him.

We can be God's people, too! We can ask God to send the Holy Spirit to work in our hearts. He can help us to ask God to forgive our sins, trust Jesus as our Savior, and live for Him. Then we can have special closeness with God now; and when we die, we will go to live perfectly happily with Him forever.

**2. OPENING CIRCLE TIME, continued**



= follow the stars for a short & simple lesson plan

**Learning the Bible Verse**

"And how do I know this is true? God tells me so in His special book, the Bible."

**The Bible Chant Song**

Say or sing the Bible Chant Song.

lyrics and sheet music, Appendix A

**The Bible Chant Song**

DDD NIV Songs 11, track 9

The Bible, the Bible,  
Let's get out the Bible.  
Let's hear what God has to say.  
The Bible, the Bible,  
God's given us the Bible.  
It's His Word for us to learn and obey! Yay!

**Bible Verse**

DDD 11.3 Bible Verse-front side (in the DDD Bible folder)

"Who would like to get our Bible folder out of the Big Question Briefcase for me?"

VISUAL AID Place verse in take out

Choose a child to open the briefcase, take out the "Bible" folder and hand it to you. Remove the Bible Verse Picture from the "Bible" folder and hold it up for all the children to see, then say:



Titus 3:5 tells us:

**★ Titus 3:5**

\*found in the DDD Unit 11 Visual Aids, NIV Book

"...He saved us, not because of works done by us in righteousness, but according to his own mercy, by the washing of regeneration and renewal of the Holy Spirit."

**Learn a Little:** "He saved us through the Holy Spirit."


**Bible Verse Meaning**



**What does that mean?**

We can never please God with our own, good works. Only through Jesus' perfect life offered up in the place of sinners can we be saved. And what a salvation it is! God, Himself, sends His Holy Spirit to work in the hearts of His people. He gives them the gift of faith. He helps them turn away from their sins. He makes them clean of their sins and all new on the inside. This is how we, too, can become God's people--His heirs; that is, His children who will receive eternal life and live with Him forever.

**2. OPENING CIRCLE TIME, continued**

 = follow the stars for a short & simple lesson plan

**Bible Verse  
Song**

*lyrics and sheet music,  
Appendix A*

*You might also enjoy:*

*I Will Give You a New Heart  
Ezekiel 36:26, NIV 1984  
DDD NIV Songs 11, track 21*

We've said our Bible verse, now let's sing it!

**He Saved Us Titus 3:5-7**

*DDD NIV Songs 11, track 20*

He saved us, he saved us,  
Through the washing of re-birth  
And renewal by the Spirit.  
He saved us, he saved us,  
Through the Holy Spirit.

The Holy Spirit whom he poured out,  
On us generously,  
Through Jesus Christ our Lord,  
The Holy Spirit whom he poured out,  
On us, through Jesus Christ.  
Titus Three, verses five through seven.

**2. OPENING CIRCLE TIME, continued**

★ = follow the stars for a short & simple lesson plan

<p><b>Getting into the Case</b></p>	<p>"Now it's time to do a bit more deep down investigating. Let's see what Detective Dan wants us to help him figure out. Would someone like to get it out for me?"</p>
<p><b>Listening Assignments</b></p> <p>Place in  take out  of BQB</p>	<p><b>NOTE: Listening assignments are most suitable for ages 3+. Skip straight to the Bible story (see bottom of this page), if working with 2 year olds.</b></p> <p>"Let's open up our listening assignment and see what we are supposed to figure out today.</p> <p>Choose a child to take out the Listening Assignment (from the DDD Bible Folder) and hand it to you. Read Detective Dan's letter to the children that includes the listening assignment. The listening assignments are summarized below:</p>
<p>VISUAL AID</p> <p></p> <p>DDD Unit 11 Visual Aids, NIV</p>	<p><b>Detective Dan's Lesson #1 Listening Assignment:</b></p> <p>I need to know:</p> <ol style="list-style-type: none"> <li><b>1. What special kind of second birthday Did Jesus promised to all who trust in him as her Savior?</b></li> <li><b>2. To Who did Jesus tell about this birthday? What did they find so surprising about it?</b></li> </ol>
<p>VISUAL AID</p> <p></p> <p>DDD Unit 11 Visual Aids, NIV</p>	<p><b>Detective Dan's Lesson #2 Listening Assignment:</b></p> <p><b>Our Bible Verse is Titus 3:5:</b></p> <p>"... He saved us, not because of righteous things we had done, but because of his mercy. He saved us through the washing of rebirth and renewal by the Holy Spirit."</p> <p>I need to know:</p> <ol style="list-style-type: none"> <li><b>1. What kind of special, second birthday does God give to each of His people?</b></li> <li><b>2. Who does God send to work in their hearts and give them this special, second birthday?</b></li> </ol>
<p>VISUAL AID</p> <p></p> <p>*Listening Assignment #3 includes the Assignment Sheet, plus 6 clue pictures*</p> <p>DDD Unit 11 Visual Aids, NIV</p>	<p><b>Detective Dan's Lesson #3 Listening Assignment:</b></p> <p>I found six clues, but two of them are <b>NOT</b> in the story. They are: a farmer, a pizza, a leaf, an important city person, a heart, and the moon. Hold each of them up for the children to see as you identify them.</p> <p>I need to know:</p> <ol style="list-style-type: none"> <li><b>1. Which four belong in the story and which two don't?</b></li> <li><b>2. Who did the Holy Spirit work inside of as they listened to Jesus preach? What special birthday did God give them when he worked?</b></li> </ol>
<p><b>Tell the Bible Story</b> ★</p> <p>Place story &amp; pics in  take out  of BQB</p> <p>DDD Unit 11 Visual Aids, NIV</p> <p><b>Story text included in this book right after this lesson plan and in Visual Aids book</b></p>	<p>★ <b>Then say,</b> "Ok, Deep Down Detectives! Put on your best listening ears and see if you can hear the answers to Detective Dan's questions. When I finish telling the story, we will see if we can answer all the questions."</p> <p>★ <b>Bible Story: The Case of the Surprising, Second Birthday</b> <i>John 3</i></p> <p>Read the Bible Truth story, putting up the storyboard pictures as you tell it. Then, have the children answer the listening assignment. Present the gospel and lead in prayer.</p> <p>*Answers to questions; the gospel; and, ACTS prayer are included with the story text.*</p>

**Lesson Plan: Big Question 11, Bible Truth 3**

use with all THREE lessons

**2. OPENING CIRCLE TIME, continued**

★ = follow the stars for a short & simple lesson plan

<p><b>Story Response Song(s)</b></p> <p><b>Hymn</b></p> <p><i>lyrics and sheet music, Appendix A</i></p>	<p><i>As attention span and time allow, you might want to end with one of the following songs which also tie in with the unit. If desired, use the Music and Movement activity ideas while singing, listed with the Response Activities.</i></p> <p><b>Grace that Is Greater than All Our Sin</b> <span style="float: right;"><i>DDD NIV Songs 11, track 1</i></span></p> <p><b>Verse 1</b></p> <p>Grace, grace, God's grace,          Grace that will pardon and cleanse within;          Grace, grace, God's grace,          Grace that is greater than all our sin.</p> <p><b>Tie-in:</b> "Children do you know what the word "grace" means? It means a free gift that we don't deserve! And what grace--what free gift-- does God offer us through Jesus? To forgive us and save us from the punishment we deserve for disobeying God! Let's sing of God's marvelous grace!"</p>
----------------------------------------------------------------------------------------------------------	--------------------------------------------------------------------------------------------------------------------------------------------------------------------------------------------------------------------------------------------------------------------------------------------------------------------------------------------------------------------------------------------------------------------------------------------------------------------------------------------------------------------------------------------------------------------------------------------------------------------------------------------------------------------------------------------------------------------------------------------------------------------------------------------------------------------------------------------------------------------------------------------------






<p><b>Praise Song</b></p> <p><i>lyrics and sheet music, Appendix A</i></p>	<p><b>Praise Song: Blessed Be the Name</b> <span style="float: right;"><i>DDD NIV Songs 11, track 16</i></span></p> <p>All praise to Him who reigns above,          In majesty supreme.          Who gave His Son for man to die,          That He might man redeem!</p> <p><b>Tie-in:</b> "How can we be saved? It is God's free gift through the Lord Jesus! There would be no hope for us, if God did not send Jesus to be our Savior. That's why God's people love to bless His name. They are so grateful that He paid for their sins so that they can know God and live with Him forever!"</p>
----------------------------------------------------------------------------	------------------------------------------------------------------------------------------------------------------------------------------------------------------------------------------------------------------------------------------------------------------------------------------------------------------------------------------------------------------------------------------------------------------------------------------------------------------------------------------------------------------------------------------------------------------------------------------------------------------

**3. TAKING ACTION: Response Activities** *(choose from among these activities)*

<p><b>Transition to Activities</b></p>	<p>★ Well, Deep Down Detectives, you've done a great job diggin' deep down for answers in the truths of God's Word. Now it's time to enjoy some activities."</p> <p><i>Tell children what activity/s you are providing for them: either free play or some of the response activities listed below. When you are ready to dismiss them, use this song to help the children transition in an orderly fashion to their next activity.</i></p> <p>"Children, let's sing our Time to Play Song. When we are finished you may get up and walk over to our next activity."</p>
----------------------------------------	-------------------------------------------------------------------------------------------------------------------------------------------------------------------------------------------------------------------------------------------------------------------------------------------------------------------------------------------------------------------------------------------------------------------------------------------------------------------------------------------------------------------------------------------------------------------------

<p><b>Classroom Song, verse 2</b></p> <p><i>lyrics and sheet music, Appendix A</i></p>	<p><b>Classroom Song, verse 2</b> <span style="float: right;"><i>DDD NIV Songs 11, track 2</i></span></p> <p>We've gathered together to worship God,          We've gathered together to worship God,          And now it's time to play.</p> <p><i>Dismiss the children to whatever activities you have prepared for them to do.</i></p>
----------------------------------------------------------------------------------------	---------------------------------------------------------------------------------------------------------------------------------------------------------------------------------------------------------------------------------------------------------------------------------------------------------------------------------------------------

**3. TAKING ACTION: Response Activities** (choose from among these activities) ★ = short & simple lesson plan


<p><b>Response Activities</b></p>	<p>Choose one or more activities appropriate for your children, based on classroom time and developmental needs. <b>Add the Discussion Sheet to any activity for deeper learning.</b> ★</p>
<p><b>Bible Verse Memory Game</b></p> <p><i>game directions, Appendix B</i></p>	<p>Though listed with the opening activities, you may choose to use this Bible verse game here instead (or as a repeat).</p> <ul style="list-style-type: none"> <li>• Lesson 1 Game: Duck, Duck, Goose</li> <li>• Lesson 2 Game: Slap, Clap and Stack</li> <li>• Lesson 3 Game: Simon Says How</li> </ul> <p>Use the Discussion Sheet with this activity for even deeper learning ★</p>  <p>Discussion Questions</p>
<p><b>Music, Movement &amp; Memory Activity</b></p> <p><i>game directions, Appendix B</i></p>	<p>A music activity that uses the songs from the Bible Truth and Big Question unit.</p> <ul style="list-style-type: none"> <li>• DDD Songs for this Bible Truth, plus:</li> <li>• Lesson 1 Activity: Clap, Tap and Say</li> <li>• Lesson 2 Activity: Block Clappers</li> <li>• Lesson 3 Activity: Lullabies, Bells and Lions</li> </ul> <p>Use the Discussion Sheet with this activity for even deeper learning ★</p>  <p>Discussion Questions</p>
<p><b>Bible Story Review Game</b></p> <p><i>game directions, Appendix B</i></p>	<p>A game that uses the storyboard pictures from the story to review the story.</p> <ul style="list-style-type: none"> <li>• Lesson 1 Game: Fix Up the Mix Up</li> <li>• Lesson 2 Game: Take Me through the Tunnel</li> <li>• Lesson 3 Game: Missing in Action</li> </ul> <p>Use the Discussion Sheet with this activity for even deeper learning ★</p>  <p>Discussion Questions</p>
<p><b>Coloring Pages/ Take Home Sheets</b></p> <p><i>in Appendix C</i></p> <p>★</p>	<p>A coloring page related to the lesson assignment question is provided for each lesson. On the back of each are the key concepts, a few questions and a song for parents to use with their children.</p> <p>NOTE: Upgrade your coloring sheet to a more interesting craft by offering simple embellishments, such as jiggly eyes, craft sand, glitter, glitter glue, colored paper dots (made with a hole punch), fabric scraps, etc. Make cut-to-size glued-on clothes, hair, etc for characters by using a copy of the coloring sheet, cutting out the selected portions and making them the patterns for whatever you want to cut out of fabric, paper, foil, etc.</p> <ul style="list-style-type: none"> <li>• Lesson 1 Coloring Sheet Emphasis: Bible Truth</li> <li>• Lesson 2 Coloring Sheet Emphasis: Bible Verse</li> <li>• Lesson 3 Coloring Sheet Emphasis: ACTS Prayer</li> </ul> <p>Use the Discussion Sheet with this activity for even deeper learning ★</p>  <p>Discussion Questions</p>
<p><b>Extra Crafts: Big Question Craft</b> <i>in Appendix C</i></p> <p><b>Bible Verse Craft</b> <i>in Appendix C</i></p> <p><b>Bible Story Puzzle</b> <i>in Appendix C</i></p>	<p><b>These crafts are slightly more complex than the coloring/take home sheets:</b></p> <p><b>The Bible Concept Go-and-Tell Craft</b> is a craft that summarizes the Bible concept and includes the Bible verse is included for those desiring more than a coloring sheet. This more complex craft will involve gluing, sticking, etc. Can be used at any time.</p> <p>The <b>Bible Story Coloring Sheet</b> provides a tie in between the Bible story and the Bible truth they are learning.</p> <p>The <b>Storyboard Picture Placement Page</b> has been made into a puzzle that can be cut out and re-assembled by the children. This provides a nice summary of the story.</p> <p>Use the Discussion Sheet with these activities for even deeper learning ★</p>  <p>Discussion Questions</p>
<p><b>Free Play Activities</b> ★ <i>ideas in Appendix D</i></p>	<p>Offer your own or some of the easy-to-make, free play activities suggested in Appendix D.</p>



**Lesson Plan: Big Question 11, Bible Truth**

use with all THREE lessons

**4. CLOSING CIRCLE TIME** *(End-of-session activities for the last 5-10 minutes of class time)*

 = short & simple lesson plan

<p><b>Transition to Closing Circle</b></p> <p><b>Classroom Song, verse 3</b></p> <p><i>lyrics and sheet music, Appendix A</i></p>	<p><i>Use this song to help the children transition in an orderly fashion. Start singing this song and ask the children to gather with you for Closing Circle Time.</i></p> <p><b>Classroom Song, verse 3</b> <span style="float: right;"><i>DDD NIV Songs 11, track 3</i></span></p> <p>It's time to get ready to go and tell, It's time to get ready to go and tell, Come gather here with me.</p>
<p><b>Closing Circle Time</b></p> <p><b>Classroom Song, verse 4</b></p> <p><i>lyrics and sheet music, Appendix A</i></p>	<p><i>When children are settled in the circle, say:</i></p> <p>"It's almost time for your parents to come pick you up. And do you know what that means? It means.... (draw this out to build anticipation and excitement)...that it's almost time to go home and....it's almost time to...Go and Tell! We have learned some big news about God today. God wants us to take and tell it to the whole world!"</p> <p><b>Classroom Song, verse 4</b> <span style="float: right;"><i>DDD NIV Songs 11, track 4</i></span></p> <p>So what's our big news to go and tell, So what's our big news to go and tell, Can you tell me now?</p>
<p><b>Big News to Tell</b></p> <p><b>Big Question 11</b></p> <p><i>VISUAL AID</i></p> <div style="border: 1px solid black; background-color: #90EE90; padding: 5px; width: 30px; text-align: center; margin: 5px auto;">#1</div> <p><i>*found in DDD Unit 11 Visual Aids, NIV Book</i></p> <p><i>lyrics and sheet music, Appendix A</i></p> <p><b>Big Question 11, Bible Truth 3</b></p> <p><i>VISUAL AID</i></p> <div style="border: 1px solid black; background-color: #90EE90; padding: 5px; width: 30px; text-align: center; margin: 5px auto;">#3</div>	<p>"Let's see....there's so much big news to tell! There's so much we've learned!</p> <p>First of all, can you tell me the answer to our <b>Big Question: "How Can We Be Saved?"</b> <i>Hold up the Bible Truth Clue Picture.</i></p> <p>Say the answer with me: <b>"It Is God's Free Gift!"</b></p> <p><i>(If desired, you can sing one/both of the Big Question songs.)</i> <span style="float: right;"><i>DDD NIV Songs 11, tracks 12,13</i></span></p> <p>And what's one way He does this? What did we learn? <i>Point to the picture.</i></p> <p><b>When the Holy Spirit Works in Our Hearts!</b></p> <p>"And how do I know this is true? Can you tell me? Say it with me: <b>"The Bible tells me so!"</b> That's right!</p>
<p><b>Big Question 11 Bible Truth 3 Bible Verse</b></p> <p><i>VISUAL AID</i></p> <div style="border: 1px solid black; background-color: #90EE90; padding: 5px; width: 30px; text-align: center; margin: 5px auto;">#4</div> <p><i>*found in the DDD Unit 11 Visual Aids, NIV Book</i></p> <p><i>lyrics and sheet music, Appendix A</i></p>	<p>We learned: <b>Titus 3:5-7</b></p> <p>"... He saved us, not because of righteous things we had done, but because of his mercy. He saved us through the washing of rebirth and renewal by the Holy Spirit."</p> <p><b>Learn a Little:</b> "He saved us through the Holy Spirit."</p> <p><b>What does that mean?</b></p> <p>We can never please God with our own, good works. Only through Jesus' perfect life offered up in the place of sinners can we be saved. And what a salvation it is! God, Himself, sends His Holy Spirit to work in the hearts of His people. He gives them the gift of faith. He helps them turn away from their sins. He makes them clean of their sins and all new on the inside. This is how we, too, can become God's people--His heirs; that is, His children who will receive eternal life and live with Him forever.</p> <p><i>(If desired, you can sing the Bible verse song.)</i> <span style="float: right;"><i>DDD NIV Songs 11, track 20</i></span></p>

**4. CLOSING CIRCLE TIME, continued**



= follow the stars for a short & simple lesson plan

<p><b>Closing ACTS Prayer Time</b></p> <p><b>ACTS Prayer Chant</b></p> <p><i>lyrics and sheet music, Appendix A</i></p>	<p><i>Let's ask God to help us to remember this and even tell others this good news. Let's get ready and pray our ACTS prayer.</i></p> <p><i>And what does ACTS mean? Let's sing/say our ACTS Prayer Chant!</i></p> <p><b>ACTS Prayer Chant Song</b> <span style="float: right;"><i>DDD NIV Songs 11, tracks 10,11</i></span></p> <p>A, Adoration, God, we praise You!                  C, Confession, Forgive us our sins.                  T, Thanksgiving, Thank You for Jesus,                  S, Supplication, Help us to live like Him.</p> <p style="text-align: right;">That's the ACTS prayer, my friend,                  Bow your head, Close your eyes, Shhh,                  Let's begin.</p>
<p><b>Closing ACTS Prayer</b></p>	<p>"Let's pray!"</p> <p><i>Lead the children in the ACTS prayer for this Bible Truth.</i></p> <p><b>A</b> God, we praise You for being the Changer of the hearts of sinful people, like us.</p> <p><b>C</b> God, we confess that we are all sinners. We have hard hearts that are slow to believe, love, and obey You. We need Jesus to save us!</p> <p><b>T</b> Thank You for sending Your Holy Spirit to work in the hearts of people like us, so we can know You, love You, and live for You. You give us what we need but could never get on our own.</p> <p><b>S</b> God, send the Holy Spirit to work in our hearts. Give us faith as we hear Your Word, the Bible. Help us to turn away from our sins and trust in Jesus as our Savior. Make us new creations! Give us the new birth! We want to know You and live for You!</p> <p>In Jesus' name we pray, Amen.</p>
<p><b>5. TAKING IT HOME</b> <i>(Take Home Sheet)</i></p>	
<p><b>Clean up and Dismissal</b> </p>	<p>"Now it's time to work together and clean up."  <i>Have the children join you in cleaning up the room.</i></p>
<p><b>Coloring Pages/ Take Home Sheets</b> </p> <p><i>in Appendix C</i></p>	<p><i>Give out the craft/take home sheet and any other papers from the session, as you dismiss children from class.</i></p> <p><i>(Reminder: The back side of the coloring page is the take home sheet for each lesson.)</i></p>
<p><b>Bible Story to Take-Home</b></p> <p><i>in Appendix C</i></p>	<p>You may also want to include a copy of the story along with the take home sheet. (However, each coloring sheet/take home sheet includes a note to parents telling where they can download the story from the Parent Resources section on the website.</p>

**The Case of the Surprising, Second Birthday**

John 3

**Story-telling Tips**

Ahead of time:

1. Read the Bible verses and story. Pray!
2. Choose story action cues and prepare storyboard figures/Story Scenes, if using. (In Visual Aids book)
3. Practice telling story with the storyboard figures/Story Scenes, timing your presentation. Shorten, if necessary.

During your presentation:

1. Maintain as much eye contact as possible as you tell the story.
2. Put up storyboard figures/add story action cues/hold up Story Scenes as you tell the story. Allow the children to help you put them on the board, if desired.
3. Include the children in your story with a few questions about what they think will happen or words/concepts that might be new to them.
4. Watch the kids for signs that their attention span has been reached. Shorten, if necessary.

**INTRODUCTION/ LISTENING ASSIGNMENTS**

**“Our story is called: The Case of the Surprising, Second Birthday. Here is your listening assignment.”** Read from Detective Dan’s Listening Assignment signs, but questions are summarized below:

**Detective Dan’s Lesson #1 Listening Assignment:**

I need to know:

1. **What special kind of second birthday did Jesus promised to all who trust in him as her Savior?**
2. **To Who did Jesus tell about this birthday? What did they find so surprising about it?**

**Detective Dan’s Lesson #2 Listening Assignment:****Our Bible Verse is Titus 3:5:**

“... He saved us, not because of righteous things we had done, but because of his mercy. He saved us through the washing of rebirth and renewal by the Holy Spirit.”

I need to know:

1. **What kind of special, second birthday does God give to each of His people?**
2. **Who does God send to work in their hearts and give them this special, second birthday?**

**Detective Dan’s Lesson #3 Listening Assignment:**I found six clues, but two of them are **NOT** in the story.

They are: a farmer, a pizza, a leaf, an important city person, a heart, and the moon.

*Hold each of them up for the children to see as you identify them.*

I need to know:

1. **Which four belong in the story and which two don’t?**
2. **Who did the Holy Spirit work inside of as they listened to Jesus preach? What special birthday did God give them when he worked?**

**Read the assignment questions, THEN SAY,**

“Ok, Deep Down Detectives! Put on your best listening ears and see if you can hear the answers to Detective Dan’s questions. When I finish telling the story, we will see if we can answer all the questions.”

*Read the Bible Truth story, answer questions, present the gospel and lead in prayer.*

*Answers to questions; the gospel; and, ACTS prayer are included with the story text.*

**The Case of the Surprising, Second Birthday***John 3**Story with lines separating paragraphs (text in bold, optional interaction cues in italics)*

**To the country, to the cities, went Jesus and His disciples. And everywhere they went, people came. Jesus taught them about God and did amazing things by God's power.**

**What kind of country people came to Jesus? Well, there were plain, country people like shepherds, fishermen, and farmers. And there were important country people, like the teachers of God's Word and government workers. Poor people, rich people. Good people, bad people. Sick people, healthy people. Fathers, mothers, and children. They all came to Jesus to hear Him teach about God and do amazing things.**

**And amazed they certainly were, by what they heard and saw. "This Jesus is not like any other teacher. What amazing things He says about God. What amazing things He does. He even heals sick people with just His words. Let's hear more. Let's see more," they exclaimed.**

**Soon, big crowds of country people followed Jesus, listening to Him teach about God and watching the amazing things He did by God's power.**

**But you know, Jesus wasn't the only one doing amazing things by God's great power. God, the Holy Spirit, was doing some amazing things, too.**

**For as some of those country people listened to Jesus talk and watched the amazing things He did, God, the Holy Spirit, was at work in their hearts, changing them.**

*What kind of changes do you think the Holy Spirit was doing in them?*

**The Holy Spirit helped them turn away from their sins and trust in Jesus as their Savior. Yes, by His Holy Spirit, God was giving these people the best gift of all: the gift of being saved by faith in Jesus.**

**This wonderful gift meant God forgave their sins and made them His people. They could know and love God in their hearts. And one day, when they died, they would go live with Him, face-to-face forever. What a wonderful thing the Holy Spirit was doing as those country people listened to Jesus!**

**But God didn't just care about country people. He cared about city people, too. So, Jesus and His disciples left the country and went to the great city of Jerusalem. And what did Jesus do when He went there?**

*Can you guess?*

**Jesus taught them about God and did amazing things by God's great power, just like He had in the country.**

**All sorts of city people came to Jesus. Plain, city people, like the people who sold things in the markets, came. Important city people, like the Pharisees (the teachers of God's Word) and government workers, came, too. Poor people, rich people. Good people, bad people. Sick people, healthy people. Fathers, mothers, and children. They all came to Jesus to hear Him teach about God and do amazing things.**

*Story with lines separating paragraphs (text in bold, optional interaction cues in italics)*

**And amazed they certainly were, by what they heard and saw. "This Jesus is not like any other teacher. What amazing things He says about God. What amazing things He does. He even heals sick people with just His words. Let's go hear more. Let's go see more," they exclaimed.**

**Soon, big crowds of city people followed Jesus, listening to Him teach about God and watching the amazing things He did by God's power.**

**But you know, Jesus wasn't the only one doing amazing things by God's great power in the big city of Jerusalem. Can you guess who else was at work?**

*Can you guess who?*

**It was God, the Holy Spirit. He had done amazing things in the country people; and now, He was doing amazing things in the city people, too. For as some of those city people listened to Jesus talk and watched the amazing things He did, God, the Holy Spirit, worked in their hearts, changing them. He helped them turn away from their sins and trust in Jesus as their Savior.**

**Yes, by His Holy Spirit, God was giving these people the best gift of all: the gift of being saved by faith in Jesus.**

**This wonderful gift meant God forgave their sins and made them His people. They could know and love God in their hearts. And one day, when they died, they would go live with Him, face-to-face forever. What a wonderful thing the Holy Spirit was doing as those city people listened to Jesus!**

**Now, among the city people who came to Jesus, was a man named Nicodemus. Nicodemus was NOT a plain, city person. He was one of the most important people in both city AND country!**

*Can you guess what Nicodemus did that would have made him so important?*

**Nicodemus was one of the head teachers of God's Word. He had spent years and years learning God's Word, then years and years teaching it to others. People looked to Nicodemus to teach them how to live to please God and obey His laws.**

**But when Jesus came to Jerusalem, Nicodemus just shut his mouth and listened and watched. He could see that Jesus was a teacher unlike any other. A teacher especially sent by God. When Nicodemus was around Jesus, he didn't feel like a teacher anymore. He felt like a learner. "No one could do the things Jesus does if God had not sent Him," Nicodemus thought.**

**What amazed Nicodemus the most was what was happening in the city people who came to Jesus. Nicodemus had taught the people to work hard to obey God's good laws. These good works were how to please God, he taught them. People listened to Nicodemus when he taught, but they rarely ever changed.**

**But when Jesus taught, people were turning away from the bad things they had been doing! They were putting their trust in God! Jesus was teaching, and people were CHANGING!**

*Story with lines separating paragraphs (text in bold, optional interaction cues in italics)*

**What was going on? What was changing these people? Nicodemus wanted to know. He decided he would go to find Jesus and talk to Him, all by himself. So one night, Nicodemus made his way down the dark streets of Jerusalem to the place where Jesus stayed.**

**That night as they talked, Jesus answered Nicodemus' questions. Nicodemus was a good Pharisee. He taught the people that only by keeping all of God's good laws could they be God's people and be a part of God's kingdom. But Nicodemus had it wrong. Now, Jesus would teach the teacher.**

**"No one can become one of God's people and part of His kingdom unless they are born again," Jesus told him.**

**Nicodemus listened to Jesus' words. This time, he wasn't just amazed. He was confused!**

*Can you guess what confused him?*

**"Born again? How can this be, Jesus? I'm a full-grown man. Do I have to be born like a baby from a mother again? I don't understand," Nicodemus told Jesus.**

**"This is a new birth in your heart, not your body. Only God's Holy Spirit working in your heart can make you one of God's people," Jesus explained. "The Holy Spirit cleans a heart of sin, just like water cleans away dirt. He helps people repent. That is, He helps them not want to disobey God anymore. He helps them love God and trust in Me as their Savior," Jesus told Nicodemus. "And when the Holy Spirit works, He makes such a big change in your heart you become a new person on the inside, like being born again," Jesus said.**

**"How can this be?" Nicodemus asked, still trying to understand.**

**"Nicodemus, you are one of the best teachers of God's Word, yet you don't understand?" Jesus replied. "This why God has sent Me, His Son, from heaven. Yes, God loved the world so much that He sent Me to be the Savior. Whoever believes in Me won't be punished by God for their sins. They will have eternal life," Jesus said. "I will be lifted up on the cross and will pay for their sins, Myself. They will be God's people. They will live with God in His Kingdom forever," Jesus explained.**

**Nicodemus had much to think about that night as he went home. Jesus had taught him so much about God. New things he had never understood before. Jesus is God's Son, the Savior. The Holy Spirit works inside people to help them believe and make them brand-new people. God's people. What big ideas!**

**Did the Holy Spirit work in Nicodemus' heart as he thought about these things? It seems that He did. Who was it who helped take down Jesus' body from the cross when He died for the sins of God's people? It was Nicodemus! And who was it who took Jesus' body and buried it in a tomb? It was Nicodemus! Some say, Jesus' enemies made Nicodemus stop being a head teacher of God's Word because he believed in Jesus. The Bible doesn't tell us that part of Nicodemus' story.**

**But something I DO know for sure, is that we can ask God's Holy Spirit to work in our hearts right NOW! He can help us to turn away from disobeying God and to trust in Jesus as our own Savior. Yes, God offers to give even you and me the wonderful, free gift of salvation through Jesus. This is how we can become God's people and enjoy Him forever. Ask God to work in your heart. He loves to answer this prayer!**

**Cracking the Case:** (story wrap-up for Listening Assignments)

It's time to see how we did with our Listening Assignment.

**Detective Dan's Lesson 1 Listening Assignment:**

**1. What special kind of second birthday did Jesus promise to all who trust in him as their Savior?** To be a changed person, forgiven of their sins, and one of God's people forever.

**2. To whom did Jesus tell about this birthday? What did he find so surprising about it?** To Nicodemus. He didn't understand that the Holy Spirit is the One who works inside us and changes our hearts. He is the One who helps us repent and believe, so we can become God's people.

**For You and Me:**

That special, second birthday wasn't just for important people like Nicodemus. It's for anyone who turns away from their sins and trusts in Jesus as their Savior. Ask the Holy Spirit to work in your heart and help you. He loves to answer these prayers!

**Detective Dan's Lesson 2 Listening Assignment:  
Our Bible Verse is Titus 3:5:**

"... He saved us, not because of righteous things we had done, but because of his mercy. He saved us through the washing of rebirth and renewal by the Holy Spirit."

**I need to find out:**

**1. What kind of special, second birthday does God give to each of His people?** To be made a new person inside their heart. God forgives their sins and helps them trust in Jesus as their Savior.

**2. Who does God send to work in their hearts and give them this special, second birthday?** The Holy Spirit.

**For You and Me:**

That special, second birthday that God gave to His people long ago is something He still gives to people today. How? When they turn away from their sins and trust in Jesus as their Savior. Ask the Holy Spirit to come and work in your heart and help you do this. He loves to answer this prayer!

**Detective Dan's Lesson 3 Listening Assignment:**

Our six clues were: a farmer, a pizza, a leaf, an important city person, a heart, and the moon.

**1. Which four belong in our story?**

The farmer, the important city person, the heart and the moon belong.

**2. Who did the Holy Spirit work inside of as they listened to Jesus preach? What special birthday did God give them when he worked?** He worked inside of many country and city people. The Holy Spirit helped them turn away from their sins and trust in Jesus as their Savior. He changed their hearts so they would become God's people. This is the special, second birth of salvation through Jesus.

**For You and Me:**

The Holy Spirit work in the hearts of many as they listen to Jesus preach from God's Word long ago. And He still works in hearts today as we listen to God's Word. Ask Him to work in your heart. Ask Him to help you to turn away from your sins and trust in Jesus as your Savior.

**The Gospel** (story wrap-up if NOT using Listening Assignments)**Our Bible Truth is:****How Can We Be Saved?****It Is God's Free Gift...****When the Holy Spirit Works in Our Hearts!**

How can we be saved? It is God's free gift... when the Holy Spirit works in our hearts. All of us are sinners. We would rather do things our own ways rather than obey God. We have hearts that are dead and empty of love for Him and His good ways! We would never choose to love God on our own. We deserve God's punishment, but He is full of mercy! He sent His Son, Jesus, to be our Savior. Jesus lived a perfect life. Then on the cross, He suffered and died, giving His perfect life as the full payment for the sins of God's people. On the third day, Jesus rose from the dead. He had really beaten sin and death for them! We can become God's people, too, when we turn away from our sins and trust in Jesus as our Savior. God's Holy Spirit can work in our hearts, helping us to do this. And if we do, the Holy Spirit will go on working in our hearts the rest of our lives, helping us know God, love Him, and live for Him. Then one day, we will go to live with God forever. Ask Him to help you! He loves to do this!

*Close in prayer.*

**Closing ACTS Prayer**

- A** God, we praise You for being the Changer of the hearts of sinful people, like us.
- C** God, we confess that we are all sinners. We have hard hearts that are slow to believe, love, and obey You. We need Jesus to save us!
- T** Thank You for sending Your Holy Spirit to work in the hearts of people like us, so we can know You, love You, and live for You. You give us what we need but could never get on our own.
- S** God, send the Holy Spirit to work in our hearts. Give us faith as we hear Your Word, the Bible. Help us to turn away from our sins and trust in Jesus as our Savior. Make us new creations! Give us the new birth! We want to know You and live for You!

In Jesus' name we pray, Amen.

***Go to Lesson Plan, p.9 for the script to the rest of the lesson.***



# Deep Down Discussion Sheet

use with all THREE lessons

Use with all response activities for deeper learning



P.1

Questions to aid discussion of the key concepts and for use in games

Be familiar with these questions and answers. Look for opportunities to ask questions and discuss their answers, such as while the children work on their coloring pages, as part of their response games, or during play time. Remember: your goal isn't to ask all these questions or only talk to the children about these things. It is to be deliberate in having good conversations with them, however much or little you have.

<p><b>BIG QUESTION</b></p> <p><b>Meaning</b></p> <p><b>Discussion Questions</b></p>	<p>How Can We Be Saved? It Is God's Free Gift!</p> <p>We all have disobeyed God. We have all lost the wonderful special closeness with God that He meant for us to have with Him. No matter how hard we try, we can't ever be good enough to win back special closeness with God. No, we can't save ourselves, but God can. That's why He sent Jesus: to save us as a free gift from Him. Anyone who turns away from their sins and trusts in Jesus as their Savior, will receive His forgiveness. They will become His people, who know Him in their hearts by His Holy Spirit. And one day, God will take them to live with Him forever. This is the free gift God offers to you and me. God is so kind to us!</p> <p><i>choose a few</i></p> <ol style="list-style-type: none"> <li>1. How can we be saved? <i>It is God's free gift.</i></li> <li>2. Who has disobeyed God? <i>We all have.</i></li> <li>3. What happened to the special closeness with God that God created us to have? <i>We lost it because we are sinners.</i></li> <li>4. Can we ever be good enough to win back special closeness with God? <i>No, we cannot.</i></li> <li>5. Who did God send as a free gift to save us? <i>Jesus.</i></li> <li>6. What must we do to receive God's free gift of salvation? <i>Turn away from our sins and trust in Jesus as our Savior.</i></li> <li>7. What does God promise to all who do this? <i>Forgive their sins, and make Him their people. They will know them in their hearts now, by His Holy Spirit. Then, after their bodies die, He will bring them to live with Him, happy forever!</i></li> </ol>
<p><b>BIBLE TRUTH</b></p> <p><b>Meaning</b></p> <p><b>Discussion Questions</b></p> <p><i>choose a few</i></p>	<p>It Is God's Free Gift... When the Holy Spirit Works in Our Hearts!</p> <p>All of us are sinners. We would rather do things our own way rather than obey God. We have hearts that are dead and empty of love for Him and His good ways. We would never choose to love God on our own.</p> <p>But guess what God does for His people? He treats them so much better than they deserve! He sends His Holy Spirit to work in their hearts. When they hear God's Word, He helps them know they are sinners. He helps them want to stop disobeying God and trust in Jesus as their Savior. He makes their hearts alive to God. Now, they know God and want to obey and love Him.</p> <p>We can be God's people, too! We can ask God to send the Holy Spirit to work in our hearts. He can help us to ask God to forgive our sins, trust Jesus as our Savior, and live for Him. Then we can know God in our hearts, now; and when we die, we will go to live perfectly happily with Him forever.</p> <ol style="list-style-type: none"> <li>1. Who are sinners? <i>All of us.</i></li> <li>2. Would we rather do things our way or God's way? <i>Our way!</i></li> <li>3. What are sinners' hearts empty of? <i>Love for God and His good ways.</i></li> <li>4. Do sinners choose God on their own? <i>No, they don't.</i></li> <li>5. Who does God send to work in hearts of His people? <i>The Holy Spirit.</i></li> <li>6. What does the Holy Spirit do in the hearts of God's people? <i>Helps them to know they are sinners; helps them want to stop disobeying God; helps them trust Jesus as their Savior.</i></li> <li>7. What book does God use? <i>His Word, the Bible.</i></li> <li>8. Can we ask the Holy Spirit to work in our hearts? <i>Yes, we can. He can help us turn away from our sins and trust in Jesus as our Savior.</i></li> </ol>

**Deep Down Discussion Sheet**

use with all THREE lessons

**P.2**

Questions to aid discussion of the key concepts and for use in games

<p><b>THE GOSPEL</b></p>	<p>What is God's good news for you and me? <i>The gospel! How can we be saved? It is God's free gift... when the Holy Spirit works in our hearts. All of us are sinners. We would rather do things our own ways rather than obey God. We have hearts that are dead and empty of love for Him and His good ways! We would never choose to love God on our own. We deserve God's punishment, but He is full of mercy! He sent His Son, Jesus, to be our Savior. Jesus lived a perfect life. Then on the cross, He suffered and died, giving His perfect life as the full payment for the sins of God's people. On the third day, Jesus rose from the dead. He had really beaten sin and death for them! We can become God's people, too, when we turn away from our sins and trust in Jesus as our Savior. God's Holy Spirit can work in our hearts, helping us to do this. And if we do, the Holy Spirit will go on working in our hearts the rest of our lives, helping us know God, love Him, and live for Him. Then one day, we will go to live with God forever. Ask Him to help you! He loves to do this!</i></p>
<p><b>BIBLE TRUTH BIBLE VERSE</b></p> <p><b>Meaning</b></p> <p><b>Discussion Questions</b></p>	<p>"... He saved us, not because of righteous things we had done, but because of his mercy. He saved us through the washing of rebirth and renewal by the Holy Spirit." --Titus 3:5-7</p> <p><b>Learn a Little:</b> "He saved us through the Holy Spirit."</p> <p>We can never please God with our own, good works. Only through Jesus' perfect life offered up in the place of sinners can we be saved. And what a salvation it is! God, Himself, sends His Holy Spirit to work in the hearts of His people. He gives them the gift of faith. He helps them turn away from their sins. He makes them clean of their sins and all new on the inside. This is how we, too, can become God's people--His heirs; that is, His children who will receive eternal life and live with Him forever.</p> <p><i>choose a few</i></p> <ol style="list-style-type: none"> <li>1. Can we ever please God with our own, good works? <i>No.</i></li> <li>2. Whose perfect life can pay for our sins and save us? <i>Jesus'!</i></li> <li>3. Who does God send to work in our hearts? <i>The Holy Spirit.</i></li> <li>4. What does the Holy Spirit do inside of the hearts of people? <i>He helps them turn away from their sins and trust in Jesus as their Savior. He makes their hearts clean, as if they had never sinned. He lives inside of them and makes them God's people forever.</i></li> <li>5. Can we ask the Holy Spirit to work in our heart? <i>Yes, we can! God loves to answer this prayer!</i></li> </ol>
<p><b>BIBLE STORY</b></p> <p><b>Discussion Questions</b></p>	<p><b>The Case of the Surprising, Second Birthday</b> <i>choose a few</i></p> <ol style="list-style-type: none"> <li>1. What were the country people and the city people think about Jesus? <i>They were amazed at the things He told them about God and the great things He did by God's power.</i></li> <li>2. Who was working in the hearts of people as Jesus taught them about God? <i>The Holy Spirit.</i></li> <li>3. What was the Holy Spirit doing in people's hearts? <i>He was giving them faith to believe in Jesus and to want to turn away from disobeying God and trust in Jesus as their Savior.</i></li> <li>4. Who was Nicodemus? <i>He was an important teacher of God's Word who lived in the big city of Jerusalem.</i></li> <li>5. What was something new that Jesus taught Nicodemus? <i>That no one can do enough good things to please God. We are all sinners. We all need God's Holy Spirit to come into our hearts and clean them of sin and give us faith to believe in Jesus.</i></li> <li>6. What is something we can ask God the Holy Spirit to do in our hearts today? <i>To work in our hearts, helping us to turn away from disobeying God and trust in Jesus as our Savior. Then, our hearts will be clean of sin and we will be born again as God's dearly-loved people. Ask Him to help you. He loves to answer this prayer!</i></li> </ol>