

# **DEEP DOWN DETECTIVES**

**Curriculum Resources  
for Unit 11, Bible Truth 2:**



**How Can We Be Saved?**

**It Is God's Free Gift...**

**When We Trust in Jesus  
As Our Own Savior!**

## Session Prep (especially good for newbies!)

### Pray!



Pray for the Holy Spirit to be at work in your and the children's hearts.

### Review



If new to the curriculum, look at the **Getting Started with Deep Down Detectives section of the Core Curriculum book.** (p.5) It will be especially helpful to read through the Deep Down Detectives section of **The Praise Factory Tour: Extended Version Book.** This is a visual way to understand what goes on in the classroom. (A pdf of the book is found in the samples section on the website.)

### Look through and Learn the Lesson



Read over **lesson plan.** Practice any **songs or action rhymes** you are using. Choose/make up motions to go with these. Choose less with younger children and more with older preschoolers. **Practice the lesson with the visual aids** and using the Big Question Box/Briefcase.

### Read and Rehearse the Bible Story with Pictures



Read the Bible story from the Bible. Read the curriculum version. Practice telling it with the storyboard pictures. (If you have not previously laminated the story pictures, do that now.) Or, rehearse it from the Simple Story Scenes, if you are using those.

### Let There Be Music



Download the music and listen to the songs. Choose which of the songs you will use with the children. If using live musicians, make sure they have the sheet music (Appendix A, Core Curriculum book).

### Put the Props in Place



1. Prepare your Visual Aids. Put the Big Question, Unit Bible Truths, Bible Truth, Bible Verse, and Listening Assignment signs, as well as the Bible Story script in one side of the Bible folder.
2. Get out your storyboard. If using Simple Story Scenes, put these in your Bible Folder. Or, if using the individual storyboard figures, put all background pictures in place (they have a BG by the number). Put the rest of the storyboard pictures (these have a SB by the number) in order of use in the other side of the Bible folder.
3. Put the DDD Bible Folder as well as the Big Question sign in the Big Question Box/Briefcase and shut it. If your box/briefcase has locks and you want to use the unlocking the box as part of your session, lock it now....but make sure you have the key or know the code first.
4. Prepare the music CD or sheet music or mp3 device for use in your session.

### Set Out Free Play Activities



Choose and set up free time activities you will use with the children. Choose a variety of different activities that will be enjoyed by different types of children. Rotate the activities you provide to keep them interesting and fresh to your children. (Suggestions in Appendix D, Core Curriculum books.)

### Prepare Any Activities



Choose which (if any) of the Bible Truth games and crafts activities you want to use in the session. Bear in mind your time frame as well as the developmental abilities and attention span of your children as you decide which/how many to prepare. **Look over the Discussion Sheet** and choose a few questions you might use to spark discussion with the children as they do their activities (especially good for ages 3's+). Pray for God to give you opportunities to talk about these things with the children.

### Let Them Take It with Them



Make copies of the craft/take home sheets, if you are not already using them as one of your activities. You may also want to make copies of the story (see take-home version of each story included in Appendix C with the other take home resources) to have for parents to use with their children at home. There's a link on each craft/take home sheet to the story, if you don't make hard copies.

### Store It



After your session is over, collect the resources and store them for future use. This curriculum can be used over and over for years to come.

---

## Unit 11: The God Who Saves

---

### UNIT OVERVIEW

We all have disobeyed God. We have all lost the wonderful special closeness with God that He meant for us to have with Him. No matter how hard we try, we can't ever be good enough to win back special closeness with God. No, we can't save ourselves, but God can. That's why He sent Jesus: to save us as a free gift from Him. Anyone who turns away from their sins and trusts in Jesus as their Savior, will receive His forgiveness. They will become His people, who know Him in their hearts by His Holy Spirit. And one day, God will take them to live with Him forever. This is the free gift God offers to you and me. God is so kind to us!

In this unit we will learn three truths about this wonderful, free gift God offers us.

### UNIT BIBLE VERSE: Romans 6:23

"For the wages of sin is death, but the gift of God is eternal life in Christ Jesus our Lord."

### BIG QUESTION UNDER INVESTIGATION: How Can We Be Saved?

**ANSWER:** It Is God's Free Gift!

#### OPTIONAL Big Question 11 INTRODUCTION LESSON (Use Hide 'n' Seek Kids Unit 11 Material)

Story: The Case of the Most Important Question *Acts 16*

Bible Verse: Romans 6:23

#### BIBLE TRUTH 1: When We Tell God Our Sins and Turn Away from Them (3 Lessons Available)

Story: The Case of the Changed Climber *Luke 19:1-9*

Bible Verse: 1 John 1:8-9

#### ➔ BIBLE TRUTH 2: When We Trust in Jesus as Our Own Savior (3 Lessons Available)

Story: The Case of the Amazed, Mad Man *Acts 8-9*

Bible Verse: Romans 10:9-10

#### BIBLE TRUTH 3: When the Holy Spirit Works in Our Hearts (3 Lessons Available)

Story: The Case of the Surprising, Second Birthday *John 3*

Bible Verse: Titus 3:5-7

## Deep Down Detectives NIV Songs 11 Track Numbers

This is a listing of all songs mentioned in the unit curriculum. You may or may not choose to use all of the songs. They are listed in easy-reference order--NOT in the order used in the curriculum.

You may choose to simply burn a CD/load them onto an mp3 device in this order. Or, you may want to do what we do: choose the songs we want to use and create a play list of them in that order. Then, we burn a CD/upload the play list onto an mp3 device. A teacher only has to click forward to the next song, instead of hunting for the right track. The track number have been included as part of the title of each song, teachers will still have a reference to the track number listed in the curriculum (same as those listed below), even if you change the order on your customized play list.

### SONGS USED EVERY UNIT OF THE CURRICULUM

- 1 The Classroom Song v.1
- 2 The Classroom Song v.2
- 3 The Classroom Song v.3
- 4 The Classroom Song v.4
- 5 Deep Down Detectives Theme Song
- 6 The Classroom Rules Song
- 7 Let's Pray Song
- 8 The Big Question Box Song
- 9 The Bible Chant Song
- 10 ACTS Prayer Song (Short Version)
- 11 ACTS Prayer Song (Full Version)

#### Why the Extra Songs?

Deep Down Detectives is a curriculum used by a wide age-span of kids. Sometimes one of the other songs is a better fit for your kids. Or, you may simply want to teach them more songs on the same Bible Truth. Use as many or as few as you want.

*listen to or download songs for free at <https://praisefactory.org:Deep Down Detectives Music page>*

### UNIT 11: THE GOD WHO SAVES

- 12 Big Q & A 11 Song
- 13 Big Question 11 Song: How Can I Be Saved?
- 14 Big Question 11 Bible Verse Song: The Gift of God Is Eternal Life Romans 6:23, NIV 1984
- 15 Big Question 11 Hymn: Grace Greater than All Our Sin, refrain
- 16 Big Question 11 Praise Song: Blessed Be the Name

#### How Can We Be Saved? It Is God's Free Gift...

#### Bible Truth 1: When We Tell God Our Sins and Turn Away from Them

- 17 Bible Verse: If We Claim 1 John 1:8-9, NIV 1984

#### Bible Truth 2: When We Trust in Jesus as Our Own Savior

- 18 Bible Verse: If You Confess with Your Mouth Romans 10:9-10, NIV 1984
- 19 *Extra Bible Verse: In My Father's House John 14:2-6, NIV 1984*

#### Bible Truth 3: When the Holy Spirit Works in Our Hearts

- 20 Bible Verse: He Saved Us Titus 3:5-7, NIV 1984
- 21 *Extra Bible Verse: I Will Give You a New Heart Ezekiel 36:26, NIV 1984*

**Big Question 11, Bible Truth 2 Overview: Key Concepts****p.1****Unit 11: The God Who Saves****Unit Big Question (and Answer):** How Can We Be Saved? It Is God's Free Gift!**Unit Bible Verse:** "For the wages of sin is death, but the gift of God is eternal life in Christ Jesus our Lord."

--- Romans 6:23

**Bible Truth 2 Concept: It Is God's Free Gift... When We Trust in Jesus as Our Own Savior!**

God created us to love and obey Him, but we have all chosen to disobey Him. That's why we all deserve His punishment, instead of His friendship. Our sins separate us from Him. God would be fair to punish us for our sins, but He has chosen to be so kind to us. He offers to forgive our sins and make us His people through Jesus, His Son.

Jesus came to earth and lived a perfect life. He never, ever disobeyed God. Then on the cross, Jesus chose to offer up His perfect life as the perfect sacrifice for the sins of God's people. He took the punishment for sins they deserved to save them from their sins.

Jesus died on the cross and was buried in a grave, but He didn't stay there. He had beaten sin and death for God's people. He rose from the dead in victory, never to die again! Now, all who turn away from their sins and trust in Jesus as their Savior, are forgiven their sins. They are God's people who know Him in their hearts by His Holy Spirit. And when they die, they will go to live perfectly happy with Him forever. This wonderful, free gift can be ours, too, when we turn away from our sins and trust in Jesus as our own Savior. Isn't that wonderful news!

**Bible Truth 2 Bible Verse: Romans 10:9-10**

"If you confess with your mouth, 'Jesus is Lord,' and believe in your heart that God raised him from the dead, you will be saved. For it is with your heart that you believe and are justified, and it is with your mouth that you confess and are saved."

**Learn a Little:** "If you confess 'Jesus is Lord,' and believe that God raised him from the dead, you will be saved."**Meaning**

To believe something in your heart is to think that something is true. To confess something is to tell others what you think is true. Christians are those who believe in their hearts that Jesus is the Son of God, who died on the cross to save God's people from their sins. They believe that He rose from the dead on the third day, showing that He had beaten sin and death for them. They love telling this good news to others that they might believe and be saved, too. We must believe in our own hearts that He is our Savior and be willing to confess to others that He is our Lord, if we are to be saved, too!

**Bible Truth 2 ACTS Prayer**

- A** God, we praise You for being good and just. We honor You as the One we should all obey.
- C** God, we confess that we are all sinners who have disobeyed You. We know that we can never deserve to be Your people by good things we do. We need a Savior!
- T** Thank You, God, for sending Jesus as the Savior we need. Thank You that He made the way for us to become Your people with His perfect life given as the full payment for the sins of God's people.
- S** God, work in our hearts. Help us to confess our sins to You and turn away from them. Help us to trust in Jesus as our Savior that we might become Your people. Help us to know and love You. Help us to live for You. In Jesus' name we pray, Amen.

---

## **Big Question 11, Bible Truth 2 Overview: Key Concepts**

---

**p.2**

### **Bible Truth 2 Story**

**The Case of the Amazed, Mad Man** Acts 8-9

### **Songs Used in Bible Truth 2**

Big Q & A 11 Song

Big Question 11 Song: How Can We Be Saved?

Big Question 11 Bible Verse Song: The Gift of God Is Eternal Life Romans 6:23

Big Question 11 Hymn: Grace Greater than All Our Sin, refrain


Big Question 11 Praise Song: Blessed Be the Name



Bible Truth 2 Bible Verse Song: If You Confess with Your Mouth Romans 10:9-10

*Extra Bible Truth 2 Bible Verse: In My Father's House John 14:2-6*

*listen to or download songs for free at <https://praisefactory.org>: Deep Down Detectives Music page*

**1. GETTING STARTED**

 = follow the stars for a short & simple lesson plan

<p><b>Intake Activity Ideas</b></p>	<p><b>Choose one of these open-ended activities to include children as they join the class:</b></p>														
<p><b>Free Play Time</b> <i>suggestions in Appendix D</i></p>	<p> Offer your own or some of the easy-to-make, free play activities suggested in Appendix D.</p>														
<p><b>OR Sing-along Music Time</b> <i>lyrics and sheet music, Appendix A</i>  <i>listen to or download songs for free at <a href="https://praisefactory.org:Deep Down Detectives Music page">https://praisefactory.org:Deep Down Detectives Music page</a></i></p>	<p>Music from Deep Down Detectives (DDD) NIV Songs 11:</p> <table border="0"> <tr> <td>Big Q &amp; A 11 Song</td> <td><i>DDD NIV Songs 11, track 12</i></td> </tr> <tr> <td>Big Question 11 Song</td> <td><i>DDD NIV Songs 11, track 13</i></td> </tr> <tr> <td>Big Question 11 (Unit) Bible Verse Song: The Gift of God Is Eternal Life Romans 6:23</td> <td><i>DDD NIV Songs 11, track 14</i></td> </tr> <tr> <td>Big Question 11 Hymn: Grace Greater than All Our Sin, refrain</td> <td><i>DDD NIV Songs 11, track 15</i></td> </tr> <tr> <td>Big Question 11 Praise Song: Blessed Be the Name</td> <td><i>DDD NIV Songs 11, track 16</i></td> </tr> <tr> <td>Bible Truth 2 Bible Verse Song: If You Confess with Your Mouth Romans 10:9-10</td> <td><i>DDD NIV Songs 11, track 18</i></td> </tr> <tr> <td>Extra Bible Truth 2 Bible Verse Song: In My Father's House John 14:2-6</td> <td><i>DDD NIV Songs 11, track 19</i></td> </tr> </table> <p><i>Add more fun to Sing-along Music Time by adding a Music, Movement &amp; Memory Activity. These activities are listed on p.10 of this lesson plan with the Response Activities. Instructions found in Appendix B.</i></p>	Big Q & A 11 Song	<i>DDD NIV Songs 11, track 12</i>	Big Question 11 Song	<i>DDD NIV Songs 11, track 13</i>	Big Question 11 (Unit) Bible Verse Song: The Gift of God Is Eternal Life Romans 6:23	<i>DDD NIV Songs 11, track 14</i>	Big Question 11 Hymn: Grace Greater than All Our Sin, refrain	<i>DDD NIV Songs 11, track 15</i>	Big Question 11 Praise Song: Blessed Be the Name	<i>DDD NIV Songs 11, track 16</i>	Bible Truth 2 Bible Verse Song: If You Confess with Your Mouth Romans 10:9-10	<i>DDD NIV Songs 11, track 18</i>	Extra Bible Truth 2 Bible Verse Song: In My Father's House John 14:2-6	<i>DDD NIV Songs 11, track 19</i>
Big Q & A 11 Song	<i>DDD NIV Songs 11, track 12</i>														
Big Question 11 Song	<i>DDD NIV Songs 11, track 13</i>														
Big Question 11 (Unit) Bible Verse Song: The Gift of God Is Eternal Life Romans 6:23	<i>DDD NIV Songs 11, track 14</i>														
Big Question 11 Hymn: Grace Greater than All Our Sin, refrain	<i>DDD NIV Songs 11, track 15</i>														
Big Question 11 Praise Song: Blessed Be the Name	<i>DDD NIV Songs 11, track 16</i>														
Bible Truth 2 Bible Verse Song: If You Confess with Your Mouth Romans 10:9-10	<i>DDD NIV Songs 11, track 18</i>														
Extra Bible Truth 2 Bible Verse Song: In My Father's House John 14:2-6	<i>DDD NIV Songs 11, track 19</i>														
<p><b>OR Bible Verse Memory Game</b> <i>instructions found in Appendix B</i></p>	<p>Lesson 1 Game: Loud and Soft, Big and Little Lesson 2 Game: Freeze 'n' Say Lesson 3 Game: Detective Mission Madness Practice</p> <p><i>These activities are also included on p.10 of this lesson plan with the Response Activities.</i></p>														
<p><b>2. OPENING CIRCLE TIME</b> (<i>introduce the Bible Truth and tell the related Bible story</i>)</p>															
<p><b>Gathering the Children</b> <i>lyrics and sheet music, Appendix A</i></p>	<p><i>Sing verse 1 of The Classroom Song to gather the children for Circle Time.</i></p> <p><b>The Classroom Song, verse 1</b> <span style="float: right;"><i>DDD NIV Songs 11, track 1</i></span> Let's gather together to worship God, Let's gather together to worship God, Let's gather together to worship God, Come gather here with me!</p>														
<p><b>Welcome to Deep Down Detectives</b></p>	<p> "Welcome to Deep Down Detectives. We're so glad you've joined us! Detectives are people who look for answers to questions. In Deep Down Detectives, we look for answers to big questions about God. We dig deep down in the truths of God's Word to find them."</p>														

**2. OPENING CIRCLE TIME, continued**



= follow the stars for a short & simple lesson plan

<p><b>Deep Down Detectives Theme Song</b></p> <p><i>lyrics and sheet music, Appendix A</i></p>	<p>"Let's sing our Deep Down Detectives Theme Song."</p> <p><b>★ Deep Down Detectives Theme Song</b> <span style="float: right;"><i>DDD NIV Songs 11, track 5</i></span></p> <p>We're Deep Down Detectives,                  diggin' deep in God's Word,                  For truths about God and His plans for this world,                  We're seeking to love Him, with all of our heart,                  We're Deep Down Detectives!                  Come on! Let's start!</p>
<p><b>Classroom Rules Song</b></p> <p><i>lyrics and sheet music, Appendix A</i></p>	<p>There are two very important things that Deep Down Detectives do together: we worship God and we love one another. Our Classroom Rules Song reminds us how we should act. Let's sing it."</p> <p><b>Classroom Rules Song</b> <span style="float: right;"><i>DDD NIV Songs 11, track 6</i></span></p> <p>Shh, be quiet while someone is talking,                  Raise your hand, if you have something to say,                  Don't touch your friend, sitting beside you,                  Obey your teachers, Be kind as you play.                  These are our classroom rules,                  These are our classroom rules,                  They help us worship God and love one another,                  These are our classroom rules.</p>
<p><b>Opening Prayer Time</b></p> <p><i>lyrics and sheet music, Appendix A</i></p>	<p>"Children, we need God's help to keep these rules. Let's ask Him to help us right now. Let's get ready and pray."</p> <p><b>Let's Pray</b> <span style="float: right;"><i>DDD NIV Songs 11, track 7</i></span></p> <p>1-2-3!                  Fold your hands,                  Bow your head,                  Close your eyes.                  Let's pray! (<i>repeat</i>)</p> <p>"Let's pray:"</p> <p><b>★ Opening Prayer</b></p> <p>Dear Lord,                  We're so glad to get to gather together to worship You!                  Please help us keep the classroom rules.                  Please help us to love You and learn about You today.                  In Jesus' name we pray. Amen.</p>



**2. OPENING CIRCLE TIME, continued**

★ = follow the stars for a short & simple lesson plan

**Reveal the Big Question**  
**Introduce the Big Question Box/Briefcase**

*lyrics and sheet music, Appendix A*

“Detectives INVESTIGATE things. That means they ask questions and look for answers. Deep Down Detectives investigate big questions about God. The Big Question we are investigating today is right inside our Big Question Box/Briefcase.

**The Big Question Box Song**

*DDD NIV Songs 11, track 8*

We’ve got a big box,  
All closed up and locked,  
Filled with the truths of God’s Word.

We’ve got a brief case,  
There’s no time to waste,  
Come on, kids, let’s open it up!

**The Big Question under Investigation**

VISUAL AID



of BQB

*Big Question & Answer Sign, front side*

*\*found in the DDD Unit 11 Visual Aids, NIV Book*

Ok, who would like to open for me and pull out the Big Question?”

*Choose a child to open the box/briefcase, take out the Big Question and hand it to you, then hold up the Big Question sign for all the children to see, and say:*

★ The Big Question we are investigating today is Big Question Number 11:

**How Can We Be Saved?**

and the Answer is:

**It Is God’s Free Gift!**

**Big Question Meaning**

★ We all have disobeyed God. We have all lost the wonderful special closeness with God that He meant for us to have with Him. No matter how hard we try, we can’t ever be good enough to win back special closeness with God.

No, we can’t save ourselves, but God can. That’s why He sent Jesus: to save us as a free gift from Him. Anyone who says “sorry” to God for their sins and trusts in Jesus as their Savior, He will forgive all their sins. God will give them special closeness with Himself right now. Then one day, He will take them to live with Him forever. This is the free gift God offers to you and me. God is so kind to us!

**Big Question Songs**

★ “Let’s sing our Big Question Song:

**Big Q & A 4 Song**

*lyrics and sheet music, Appendix A*

**Big Q & A 11 Song**

*DDD NIV Songs 11, track 12*

*(adapted version of “Here We Go Looby-Loo”)*

How can we be saved?  
How can we be saved?  
How can we be saved?  
It is God’s free gift!

**2. OPENING CIRCLE TIME, continued**



= follow the stars for a short & simple lesson plan

**Learning about the Big Question (use one or both)**



Repeat the Big Question and Answer again:  
**"How Can We Be Saved? It Is God's Free Gift!"**

Say: "Hmmm, I wonder what that means... Let's do our action rhyme/sing our song that explains it."

Then do the action rhyme or sing the song using any of the optional motions suggested, if desired.

**Big Question Action Rhyme**

**Big Question 11 Action Rhyme**

**(POSSIBLE ACTIONS)**

I disobey God, I need a Savior!  
 You disobey God, You need a Savior!  
 We all disobey God,  
 We all need a Savior!  
 Oh, what a sad, sad day!

*Point to self*  
*Point out to others*  
  
*extend arms out wide to each side*  
*make a sad face*

But...  
 God has a wonderful, free gift for me!  
 A wonderful, free gift for you!  
 God has a wonderful, free gift for us all.  
 God will forgive our sins through Jesus!  
 Oh, what a happy, happy day!

*Point to self*  
*Point out to others*  
  
*extend arms out wide to each side*  
*cheer and jump up and down for this best of news*

**Big Question (Action Rhyme) Song**



*lyrics and sheet music, Appendix A*

**Big Question 11 Action Rhyme/ Song**

*DDD NIV Songs 11, track 13*

**(POSSIBLE ACTIONS)**

**Refrain**

How can we be saved? How can we be saved?  
 How can we be saved? It's God's free gift.  
 How can we be saved? How can we be saved?  
 How can we be saved?  
 It's God's free gift through Christ.

*point up to God in heaven*

**Verse 1**

I disobey God, I need a Savior,  
 You disobey God, You need a Savior,  
 We all disobey God, We need a Savior.  
 To save us from our sins. *Refrain*

*Point to self*  
*Point out to others*  
  
*extend arms out wide to each side*

**Verse 2**

Jesus, He paid the price, the perfect sacrifice,  
 On the cross, gave His life,  
 Bought us eternal life,  
 Takes away all our sin,  
 Makes our hearts clean within,  
 When we repent and believe in Him. *Refrain*

*make a cross with your index fingers*  
  
*Touch heart*  
*Make prayer hands and bow head*

**2. OPENING CIRCLE TIME, continued**

★ = follow the stars for a short & simple lesson plan

**Learning the Bible Truth**

VISUAL take out  
AID



of BQB

VISUAL AID

All the Bible Truths Sign

★ "It is God's free gift" is a good beginning, but there's so more to learn. So it's time for us to dig down even deeper for more answers to our Big Question about God. We're going to be learning **THREE** Bible truths that all tell us more about this wonderful, free gift God offers us.

Who would like to hand me the picture with our three Bible truths on it? It's in the Big Question Box/Briefcase." *Choose a child to get it and hand it to you, then hold it up and show them the pictures of the three truths they will be learning.*

**Bible Truth Clue**

VISUAL take out  
AID



of BQB

Bible Truth Clue Sign,  
front side  
VISUAL AID

*After everyone has had a good look, say...*

"Ok, we've learned one truth about God's free gift of salvation. It's this one: "When We Tell God Our Sins and Turn Away from Them." (point to picture as you identify the Bible Truth). Now let's look at our Bible Truth Clue sign and see if we can figure out which of these three truths we will be learning about today. Who would like to get it out of the Big Question Briefcase for me?"

*Choose a child to open the briefcase, take out the Bible Truth Clue sign and hand it to you. Hold up the front side for the children to see. Cover up the answer, written along the bottom, and say:*

**"How Can We Be Saved?  
It Is God's Free Gift!  
When We Trust in ???? As Our Own Savior!"**

**Hint**

We're missing one word. Here's the hint to what the missing word is. It says: "What's the name of God's Son? His name starts with a "J" and it sounds like "sneezes."

Can you guess? It's "JESUS."

So the Bible Truth we are learning today is:  
*(uncover answer from bottom of sign, show it to them and say:)*

★ **"How Can We Be Saved?  
It Is God's Free Gift!  
When We Trust in JESUS As Our Own Savior!"**

**Bible Truth Meaning**

★ And here is what this Bible Truth means: *(read the meaning off of the back of the sign, say:)*

God created us to love and obey Him, but we have all chosen to disobey Him. That's why we all deserve His punishment, instead of His friendship. Our sins separate us from Him. God would be fair to punish us for our sins, but He has chosen to be so kind to us. He offers to forgive our sins and make us His people through Jesus, His Son.

Jesus came to earth and lived a perfect life. He never, ever disobeyed God. Then on the cross, Jesus chose to offer up His perfect life as the perfect sacrifice for the sins of God's people. He took the punishment for sins they deserved to save them from their sins.

Jesus died on the cross and was buried in a grave, but He didn't stay there. He had beaten sin and death for God's people. He rose from the dead in victory, never to die again! Now, all who turn away from their sins and trust in Jesus as their Savior, are forgiven their sins. They are God's people who know Him in their hearts by His Holy Spirit. And when they die, they will go to live perfectly happy with Him forever. This wonderful, free gift can be ours, too, when we turn away from our sins and trust in Jesus as our own Savior. Isn't that wonderful news!

**2. OPENING CIRCLE TIME, continued**

★ = follow the stars for a short & simple lesson plan

**Learning the Bible Verse**

"And how do I know this is true? God tells me so in His special book, the Bible."

**The Bible Chant Song**

Say or sing the Bible Chant Song.

lyrics and sheet music, Appendix A

**The Bible Chant Song**

DDD NIV Songs 11, track 9


The Bible, the Bible,  
Let's get out the Bible.  
Let's hear what God has to say.  
The Bible, the Bible,  
God's given us the Bible.  
It's His Word for us to learn and obey! Yay!

**Bible Verse**

DDD 11.2 Bible Verse-front side (in the DDD Bible folder)

VISUAL AID

Place verse in take out



of BQB

DDD Bible Folder

\*found in the DDD Unit 11 Visual Aids, NIV Book

"Who would like to get our Bible folder out of the Big Question Briefcase for me?"

Choose a child to open the briefcase, take out the "Bible" folder and hand it to you. Remove the Bible Verse Picture from the "Bible" folder and hold it up for all the children to see, then say:

"Who would like to get our Bible folder out of the Big Question Briefcase for me?"

Choose a child to open the briefcase, take out the "Bible" folder and hand it to you. Remove the Bible Verse Picture from the "Bible" folder and hold it up for all the children to see, then say:

Romans 10:9-10 tells us:

★ **Romans 10:9-10**

"If you confess with your mouth that Jesus is Lord and believe in your heart that God raised him from the dead, you will be saved. For with the heart one believes and is justified, and with the mouth one confesses and is saved."

**Learn a Little:** "If you confess 'Jesus is Lord,' and believe that God raised him from the dead, you will be saved."


**Bible Verse Meaning**

★ **What does that mean?**

To believe something in your heart is to think that something is true. To confess something to others is to tell them what you think is true. Christians are those who believe in their hearts that Jesus is the Son of God, who died on the cross to save God's people from their sins. They believe that He rose from the dead on the third day, showing that He had beaten sin and death for them. They love telling this good news to others that they might believe and be saved, too.

We must believe in our own hearts that He is our Savior and be willing to confess to others that He is our Lord, if we are to be saved, too!

**2. OPENING CIRCLE TIME, continued**

 = follow the stars for a short & simple lesson plan

**Bible Verse  
Song**

*lyrics and sheet music,  
Appendix A*

*You might also enjoy:*

*In My Father's House  
John 14:2-6, NIV 1984  
DDD NIV Songs 11, track 19*

We've said our Bible verse, now let's sing it!

**If You Confess with Your Mouth: Romans 1:9-10**

*DDD NIV Songs 11, track 18*

If you confess, with your mouth, "Jesus is Lord,"  
And believe in your heart,  
That God raised Him from the dead,  
You will be saved, you will be saved.  
For it is with your heart,  
That you believe and are justified.

If you confess, with your mouth, "Jesus is Lord,"  
And believe in your heart,  
That God raised Him from the dead,  
You will be saved, you will be saved.  
For it is with your mouth,  
That you confess and are saved.  
Romans Ten: nine and ten.

**2. OPENING CIRCLE TIME, continued**

★ = follow the stars for a short & simple lesson plan

<p><b>Getting into the Case</b></p>	<p>"Now it's time to do a bit more deep down investigating. Let's see what Detective Dan wants us to help him figure out. Would someone like to get it out for me?"</p>
<p><b>Listening Assignments</b></p> <p>Place in  take out  of BQB</p>	<p><b>NOTE: Listening assignments are most suitable for ages 3+. Skip straight to the Bible story (see bottom of this page), if working with 2 year olds.</b></p> <p>"Let's open up our listening assignment and see what we are supposed to figure out today.</p> <p>Choose a child to take out the Listening Assignment (from the DDD Bible Folder) and hand it to you. Read Detective Dan's letter to the children that includes the listening assignment. The listening assignments are summarized below:</p>
<p>VISUAL AID</p> <p></p> <p>DDD Unit 11 Visual Aids, NIV</p>	<p><b>Detective Dan's Lesson #1 Listening Assignment:</b></p> <p>I need to know:</p> <ol style="list-style-type: none"> <li><b>1. Who was the man who was so mad? What was he so mad about?</b></li> <li><b>2. What amazing thing happened to him? How did he change when it happened?</b></li> </ol>
<p>VISUAL AID</p> <p></p> <p>DDD Unit 11 Visual Aids, NIV</p>	<p><b>Detective Dan's Lesson #2 Listening Assignment:</b></p> <p><b>Our Bible Verse is Romans 10:9-10</b></p> <p>"If you confess with your mouth, 'Jesus is Lord,' and believe in your heart that God raised Him from the dead, you will be saved. For it is with your heart that you believe and are justified."</p> <p>I need to know:</p> <ol style="list-style-type: none"> <li><b>1. Who told people to stop saying Jesus is the Savior?</b></li> <li><b>2. Why did he change his mind?</b></li> </ol>
<p>VISUAL AID</p> <p></p> <p>*Listening Assignment #3 includes the Assignment Sheet, plus 6 clue pictures*</p> <p>DDD Unit 11 Visual Aids, NIV</p>	<p><b>Detective Dan's Lesson #3 Listening Assignment:</b></p> <p>I found six clues, but two of them are <b>NOT</b> in the story. They are: a barrel, a soldier, a jail, an apple, a high priest, and a bright light. Hold each of them up for the children to see as you identify them.</p> <p>I need to know:</p> <ol style="list-style-type: none"> <li><b>1. Which four belong in the story and which two don't?</b></li> <li><b>2. What surprising person praised Jesus for being God's Son, the Savior? What did the bad, bad, bad man pray that pleased God? What did God do for this man?</b></li> </ol>
<p><b>Tell the Bible Story</b> ★</p> <p>Place story &amp; pics in  take out  of BQB</p> <p>DDD Unit 11 Visual Aids, NIV</p> <p><b>Story text included in this book right after this lesson plan and in Visual Aids book</b></p>	<p>★ <b>Then say,</b> "Ok, Deep Down Detectives! Put on your best listening ears and see if you can hear the answers to Detective Dan's questions. When I finish telling the story, we will see if we can answer all the questions."</p> <p>★ <b>Bible Story: The Case of the Amazed, Mad Man</b></p> <p>Acts 8-9</p> <p>Read the Bible Truth story, putting up the storyboard pictures as you tell it. Then, have the children answer the listening assignment. Present the gospel and lead in prayer.</p> <p>*Answers to questions; the gospel; and, ACTS prayer are included with the story text.*</p>

**Lesson Plan: Big Question 11, Bible Truth 2**

use with all THREE lessons

**2. OPENING CIRCLE TIME, continued**

★ = follow the stars for a short & simple lesson plan

<p><b>Story Response Song(s)</b></p> <p><b>Hymn</b></p> <p><i>lyrics and sheet music, Appendix A</i></p>	<p><i>As attention span and time allow, you might want to end with one of the following songs which also tie in with the unit. If desired, use the Music and Movement activity ideas while singing, listed with the Response Activities.</i></p> <p><b>Grace that Is Greater than All Our Sin</b> <span style="float: right;"><i>DDD NIV Songs 11, track 15</i></span></p> <p><b>Verse 1</b>                  Grace, grace, God’s grace,                  Grace that will pardon and cleanse within;                  Grace, grace, God’s grace,                  Grace that is greater than all our sin.</p> <p><b>Tie-in:</b> “Children do you know what the word “grace” means? It means a free gift that we don’t deserve! And what grace--what free gift-- does God offer us through Jesus? To forgive us and save us from the punishment we deserve for disobeying God! Let’s sing of God’s marvelous grace!”</p>
--	---






<p><b>Praise Song</b></p> <p><i>lyrics and sheet music, Appendix A</i></p>	<p><b>Praise Song: Blessed Be the Name</b> <span style="float: right;"><i>DDD NIV Songs 11, track 16</i></span></p> <p>All praise to Him who reigns above,                  In majesty supreme.                  Who gave His Son for man to die,                  That He might man redeem!</p> <p><b>Tie-in:</b> “How can we be saved? It is God’s free gift through the Lord Jesus! There would be no hope for us, if God did not send Jesus to be our Savior. That’s why God’s people love to bless His name. They are so grateful that He paid for their sins so that they can know God and live with Him forever!”</p>
--	--

**3. TAKING ACTION: Response Activities** *(choose from among these activities)*

<p><b>Transition to Activities</b></p>	<p>★ Well, Deep Down Detectives, you’ve done a great job diggin’ deep down for answers in the truths of God’s Word. Now it’s time to enjoy some activities.”</p> <p><i>Tell children what activity/s you are providing for them: either free play or some of the response activities listed below. When you are ready to dismiss them, use this song to help the children transition in an orderly fashion to their next activity.</i></p> <p>“Children, let’s sing our Time to Play Song. When we are finished you may get up and walk over to our next activity.”</p>
--	---

<p><b>Classroom Song, verse 2</b></p> <p><i>lyrics and sheet music, Appendix A</i></p>	<p><b>Classroom Song, verse 2</b> <span style="float: right;"><i>DDD NIV Songs 11, track 2</i></span></p> <p>We’ve gathered together to worship God,                  We’ve gathered together to worship God,                  And now it’s time to play.</p> <p><i>Dismiss the children to whatever activities you have prepared for them to do.</i></p>
--	---




**3. TAKING ACTION: Response Activities** (choose from among these activities) ★ = short & simple lesson plan

<p><b>Response Activities</b></p>	<p>Choose one or more activities appropriate for your children, based on classroom time and developmental needs. <b>Add the Discussion Sheet to any activity for deeper learning.</b> ★</p>
<p><b>Bible Verse Memory Game</b></p> <p><i>game directions, Appendix B</i></p>	<p>Though listed with the opening activities, you may choose to use this Bible verse game here instead (or as a repeat).</p> <ul style="list-style-type: none"> <li>• Lesson 1 Game: Loud and Soft, Big and Little</li> <li>• Lesson 2 Game: Freeze 'n' Say</li> <li>• Lesson 3 Game: Detective Mission Madness Practice</li> </ul> <p>Use the Discussion Sheet with this activity for even deeper learning ★</p>  <p>Discussion Questions</p>
<p><b>Music, Movement &amp; Memory Activity</b></p> <p><i>game directions, Appendix B</i></p>	<p>A music activity that uses the songs from the Bible Truth and Big Question unit.</p> <ul style="list-style-type: none"> <li>• DDD Songs for this Bible Truth, plus:</li> <li>• Lesson 1 Activity: Sing, Dance and Fall Down</li> <li>• Lesson 2 Activity: Bottle Shakers</li> <li>• Lesson 3 Activity: March 'n' Say</li> </ul> <p>Use the Discussion Sheet with this activity for even deeper learning ★</p>  <p>Discussion Questions</p>
<p><b>Bible Story Review Game</b></p> <p><i>game directions, Appendix B</i></p>	<p>A game that uses the storyboard pictures from the story to review the story.</p> <ul style="list-style-type: none"> <li>• Lesson 1 Game: Going Fishing</li> <li>• Lesson 2 Game: Pony Express</li> <li>• Lesson 3 Game: Who's Inside?</li> </ul> <p>Use the Discussion Sheet with this activity for even deeper learning ★</p>  <p>Discussion Questions</p>
<p><b>Coloring Pages/ Take Home Sheets</b></p> <p><i>in Appendix C</i></p> <p>★</p>	<p>A coloring page related to the lesson assignment question is provided for each lesson. On the back of each are the key concepts, a few questions and a song for parents to use with their children.</p> <p>NOTE: Upgrade your coloring sheet to a more interesting craft by offering simple embellishments, such as jiggly eyes, craft sand, glitter, glitter glue, colored paper dots (made with a hole punch), fabric scraps, etc. Make cut-to-size glued-on clothes, hair, etc for characters by using a copy of the coloring sheet, cutting out the selected portions and making them the patterns for whatever you want to cut out of fabric, paper, foil, etc.</p> <ul style="list-style-type: none"> <li>• Lesson 1 Coloring Sheet Emphasis: Bible Truth</li> <li>• Lesson 2 Coloring Sheet Emphasis: Bible Verse</li> <li>• Lesson 3 Coloring Sheet Emphasis: ACTS Prayer</li> </ul> <p>Use the Discussion Sheet with this activity for even deeper learning ★</p>  <p>Discussion Questions</p>
<p><b>Extra Crafts: Big Question Craft</b> <i>in Appendix C</i></p> <p><b>Bible Verse Craft</b> <i>in Appendix C</i></p> <p><b>Bible Story Puzzle</b> <i>in Appendix C</i></p>	<p><b>These crafts are slightly more complex than the coloring/take home sheets:</b></p> <p><b>The Bible Concept Go-and-Tell Craft</b> is a craft that summarizes the Bible concept and includes the Bible verse is included for those desiring more than a coloring sheet. This more complex craft will involve gluing, sticking, etc. Can be used at any time.</p> <p>The <b>Bible Story Coloring Sheet</b> provides a tie in between the Bible story, and the Bible truth they are learning.</p> <p>The <b>Storyboard Picture Placement Page</b> has been made into a puzzle that can be cut out and re-assembled by the children. This provides a nice summary of the story.</p> <p>Use the Discussion Sheet with these activities for even deeper learning ★</p>  <p>Discussion Questions</p>
<p><b>Free Play Activities</b> ★ <i>ideas in Appendix D</i></p>	<p>Offer your own or some of the easy-to-make, free play activities suggested in Appendix D.</p>



**4. CLOSING CIRCLE TIME** *(End-of-session activities for the last 5-10 minutes of class time)*

 = short & simple lesson plan

<p><b>Transition to Closing Circle</b></p> <p><b>Classroom Song, verse 3</b></p> <p><i>lyrics and sheet music, Appendix A</i></p>	<p><i>Use this song to help the children transition in an orderly fashion. Start singing this song and ask the children to gather with you for Closing Circle Time.</i></p> <p><b>Classroom Song, verse 3</b> <span style="float: right;"><i>DDD NIV Songs 11, track 3</i></span></p> <p>It's time to get ready to go and tell, It's time to get ready to go and tell, Come gather here with me.</p>
<p><b>Closing Circle Time</b></p> <p><b>Classroom Song, verse 4</b></p> <p><i>lyrics and sheet music, Appendix A</i></p>	<p><i>When children are settled in the circle, say:</i></p> <p>"It's almost time for your parents to come pick you up. And do you know what that means? It means.... (draw this out to build anticipation and excitement)...that it's almost time to go home and....it's almost time to...Go and Tell! We have learned some big news about God today. God wants us to take and tell it to the whole world!"</p> <p><b>Classroom Song, verse 4</b> <span style="float: right;"><i>DDD NIV Songs 11, track 4</i></span></p> <p>So what's our big news to go and tell, So what's our big news to go and tell, Can you tell me now?</p>
<p><b>Big News to Tell</b></p> <p><b>Big Question 11</b></p> <p><i>VISUAL AID</i></p> <p></p> <p><i>*found in DDD Unit 11 Visual Aids, NIV Book</i></p> <p><i>lyrics and sheet music, Appendix A</i></p> <p><b>Big Question 11, Bible Truth 2</b></p> <p><i>VISUAL AID</i></p> <p></p>	<p>"Let's see....there's so much big news to tell! There's so much we've learned!</p> <p>First of all, can you tell me the answer to our <b>Big Question: "How Can We Be Saved?"</b> <i>Hold up the Bible Truth Clue Picture.</i></p> <p>Say the answer with me: <b>"It Is God's Free Gift!"</b></p> <p><i>(If desired, you can sing one/both of the Big Question songs.)</i> <span style="float: right;"><i>DDD NIV Songs 11, tracks 12,13</i></span></p> <p>And what's one way He does this? What did we learn? <i>Point to the picture.</i></p> <p><b>When We Trust in Jesus as Our Own Savior!</b></p> <p>"And how do I know this is true? Can you tell me? Say it with me: <b>"The Bible tells me so!"</b> That's right!</p>
<p><b>Big Question 11, Bible Truth 2 Bible Verse</b></p> <p><i>VISUAL AID</i></p> <p></p> <p><i>*found in the DDD Unit 11 Visual Aids, NIV Book</i></p> <p><i>lyrics and sheet music, Appendix A</i></p>	<p>We learned: <b>Romans 10:9-10:</b></p> <p>"If you confess with your mouth, 'Jesus is Lord,' and believe in your heart that God raised him from the dead, you will be saved. For it is with your heart that you believe and are justified, and it is with your mouth that you confess and are saved."</p> <p><b>Learn a Little:</b> "If you confess 'Jesus is Lord,' and believe that God raised him from the dead, you will be saved."</p> <p><b>What does that mean?</b></p> <p>To believe something in your heart is to think that something is true. To confess something is to others is to tell them what you think is true. Christians are those who believe in their hearts that Jesus is the Son of God, who died on the cross to save God's people from their sins. They believe that He rose from the dead on the third day, showing that He had beaten sin and death for them. They love telling this good news to others that they might believe and be saved, too. We must believe in our own hearts that He is our Savior and be willing to confess to others that He is our Lord, if we are to be saved!</p> <p><i>(If desired, you can sing the Bible verse song.)</i> <span style="float: right;"><i>DDD NIV Songs 11, track 18</i></span></p>

**4. CLOSING CIRCLE TIME, continued**



= follow the stars for a short & simple lesson plan

<p><b>Closing ACTS Prayer Time</b></p> <p><b>ACTS Prayer Chant</b></p> <p><i>lyrics and sheet music, Appendix A</i></p>	<p><i>Let's ask God to help us to remember this and even tell others this good news. Let's get ready and pray our ACTS prayer.</i></p> <p><i>And what does ACTS mean? Let's sing/say our ACTS Prayer Chant!</i></p> <p><b>ACTS Prayer Chant Song</b> <span style="float: right;"><i>DDD NIV Songs 11, tracks 10,11</i></span></p> <p>A, Adoration, God, we praise You!                  C, Confession, Forgive us our sins.                  T, Thanksgiving, Thank You for Jesus,                  S, Supplication, Help us to live like Him.</p> <p style="text-align: right;">That's the ACTS prayer, my friend,                  Bow your head, Close your eyes, Shhh,                  Let's begin.</p>
<p><b>Closing ACTS Prayer</b></p>	<p>"Let's pray!"</p> <p><i>Lead the children in the ACTS prayer for this Bible Truth.</i></p> <p><b>A</b> God, we praise You for being good and just. We honor You as the One we should all obey.</p> <p><b>C</b> God, we confess that we are all sinners who have disobeyed You. We know that we can never deserve to be Your people by good things we do. We need a Savior!</p> <p><b>T</b> Thank You, God, for sending Jesus as the Savior we need. Thank You that He made the way for us to become Your people with His perfect life given as the full payment for the sins of God's people.</p> <p><b>S</b> God, work in our hearts. Help us to confess our sins to You and turn away from them. Help us to trust in Jesus as our Savior that we might become Your people. Help us to know and love You. Help us to live for You.</p> <p>In Jesus' name we pray, Amen.</p>
<p><b>5. TAKING IT HOME</b> <i>(Take Home Sheet)</i></p>	
<p><b>Clean up and Dismissal</b> </p>	<p>"Now it's time to work together and clean up."  <i>Have the children join you in cleaning up the room.</i></p>
<p><b>Coloring Pages/ Take Home Sheets</b> </p> <p><i>in Appendix C</i></p>	<p><i>Give out the craft/take home sheet and any other papers from the session, as you dismiss children from class.</i></p> <p><i>(Reminder: The back side of the coloring page is the take home sheet for each lesson.)</i></p>
<p><b>Bible Story to Take-Home</b></p> <p><i>in Appendix C</i></p>	<p>You may also want to include a copy of the story along with the take home sheet. (However, each coloring sheet/take home sheet includes a note to parents telling where they can download the story from the Parent Resources section on the website.</p>

**The Case of the Amazed, Mad Man**

Acts 8-9

**Story-telling Tips**

Ahead of time:

1. Read the Bible verses and story. Pray!
2. Choose story action cues and prepare storyboard figures/Story Scenes, if using. (In Visual Aids book)
3. Practice telling story with the storyboard figures/Story Scenes, timing your presentation. Shorten, if necessary.

During your presentation:

1. Maintain as much eye contact as possible as you tell the story.
2. Put up storyboard figures/add story action cues/hold up Story Scenes as you tell the story. Allow the children to help you put them on the board, if desired.
3. Include the children in your story with a few questions about what they think will happen or words/concepts that might be new to them.
4. Watch the kids for signs that their attention span has been reached. Shorten, if necessary.

**INTRODUCTION/ LISTENING ASSIGNMENTS**

**“Our story is called: The Case of the Amazed, Mad Man. Here is your listening assignment.”** Read from Detective Dan’s Listening Assignment signs, but questions are summarized below:

**Detective Dan’s Lesson #1 Listening Assignment:**

I need to know:

1. **Who was the man who was so mad? What was he so mad about?**
2. **What amazing thing happened to him? How did he change when it happened?**

**Detective Dan’s Lesson #2 Listening Assignment:****Our Bible Verse is Romans 10:9-10**

“If you confess with your mouth, ‘Jesus is Lord,’ and believe in your heart that God raised Him from the dead, you will be saved. For it is with your heart that you believe and are justified.”

I need to know:

1. **Who told people to stop saying Jesus is the Savior?**
2. **Why did he change his mind?**

**Detective Dan’s Lesson #3 Listening Assignment:**I found six clues, but two of them are **NOT** in the story.

They are: a barrel, a soldier, a jail, an apple, a high priest, and a bright light.

*Hold each of them up for the children to see as you identify them.*

I need to know:

1. **Which four belong in the story and which two don’t?**
2. **What surprising person praised Jesus for being God’s Son, the Savior? What did the bad, bad, bad man pray that pleased God? What did God do for this man?**

**Read the assignment questions, THEN SAY,**

“Ok, Deep Down Detectives! Put on your best listening ears and see if you can hear the answers to Detective Dan’s questions. When I finish telling the story, we will see if we can answer all the questions.”

*Read the Bible Truth story, answer questions, present the gospel and lead in prayer.*

*Answers to questions; the gospel; and, ACTS prayer are included with the story text.*

**The Case of the Amazed, Mad Man** Acts 8-9*Story with lines separating paragraphs (text in bold, optional interaction cues in italics)*

Jesus' followers had good news to tell the people of Jerusalem: "Jesus is God's Son. He died on the cross to pay for the sins of God's people. On Day Three, He rose from the dead, beating sin and death for them," they said. "Turn away from disobeying God. Trust in Jesus as your Savior, and God will forgive your sins. You will be saved!" they exclaimed. "You can become one of God's people, too," they told everyone.

Many people in Jerusalem listened, and they believed. They turned away from their sins and trusted in Jesus as their own Savior. God forgave their sins and saved them. How happy they were to become God's people!

But some people listened to Jesus' friends and they were NOT happy. They were mad. Saul was one of those mad people. He HATED people who believed in Jesus.

"Be quiet! Stop saying Jesus is God's Son! Stop saying He died on the cross for the sins of God's people and rose from the dead! Stop saying He's the Savior," Saul told Jesus' followers. "Jesus is just a fake!" he exclaimed. "You are all wrong. And if you don't stop telling people about Jesus, I'm going to have you hurt and put you in jail," he warned them. Oh, no! What would Jesus' followers do now?

*What do you think they did? Did they stop telling others about Jesus?*

But no matter what Saul said, Jesus' followers didn't stop. They kept spreading the good news of Jesus. They kept urging everyone to turn away from their sins and trust in Him as their Savior. Uh, oh! NOW, what would Saul do?

*What do you think he did?*

Saul did exactly what he said he would do. He went from house to house with soldiers to arrest them. "Bang, bang, bang!" they knocked on the door. "Open up!" Saul and the soldiers dragged Jesus' followers out of their houses. They hurt them and put them in jail.

Saul kept making it hard to tell the good news of Jesus in Jerusalem, but even this was part of God's plan. "Jesus told us to tell the whole world about Him," Jesus' followers remembered. "Now it's time to go. A few of us will stay here in Jerusalem, but everyone else should move away to other cities," they decided. "People in those cities need to hear the good news of Jesus, too."

So, they packed up their things and moved to other cities. Some went to nearby cities. Others went to faraway cities. But wherever they went, they told everyone the gospel, the good news of Jesus.

*Can you tell me the gospel, the good news about Jesus?*

"Jesus is God's Son. He died on the cross to pay for the sins of God's people," they told everyone. "Then, on the third day, Jesus rose from the dead. He beat sin and death for God's people!" they explained. "So, turn away from your sins! Trust in Jesus as your Savior! God will forgive your sins and make you one of His people, too. You will be saved!" they exclaimed.

*Story with lines separating paragraphs (text in bold, optional interaction cues in italics)*

**What good news this was! Many people in these cities listened and received the gospel with joy. They turned away from their sins and trusted in Jesus as their Savior. How happy Jesus' followers were to see the people in these new cities believing in Jesus, too!**

**But there was someone who was very angry when he heard about this. Can you guess who it was?**

*Can you guess?*

**It was Saul! He heard what was going on and he was furious! "I will stop these Christians," he vowed. So, Saul went to the high priest, the leader of Jesus' enemies, and said, "If you give me men to go to these other cities, I will arrest the Christians. I will bring them back to Jerusalem and put them in jail. I will stop them," Saul promised.**

**The high priest agreed. He gave Saul men to help him arrest the Christians in these other cities. Saul was pleased.**

**"March, march, march!" Saul and the men headed straight for the first city: Damascus. Saul could hardly wait to arrest those Christians and put them in jail! Now, he would stop all this talk about Jesus... or would he?**

*What do you think happened to Saul next?*

**Well, as it turned out, God, Himself, had very, very different plans for Saul. God was about change Saul's life completely. He would use Saul to spread the gospel, not stop it. Saul believed Jesus was a fake; but, of course, He wasn't. Jesus was the REAL Son of God. He really died on the cross and rose from the dead, beating sin and death for God's people.**

**And now, God was going to give Saul the gift of faith in Jesus. He would make Saul one of His people, then use Saul to spread the good news to many. Aren't God's plans amazing?**

**But how would Saul, a man who HATED Jesus and His followers, change into someone who trusted Jesus as his own Savior? God chose to change Saul in a most amazing way.**

**Just as Saul and the men were almost to Damascus, a light from heaven, much brighter than the sun, suddenly shone down on them. Saul shut his eyes tight and he fell to the ground. Then, he heard a voice saying to him, "Saul, Saul, why are you hurting me?"**

**Who are you, Lord?" Saul asked.**

**Who are you, Lord?" Saul asked. "I am Jesus, whom you are hurting," Jesus told Saul. "But get up now and go to Damascus and you will be told what to do."**

**The men with Saul stood there speechless; they heard the voice, but didn't see anyone. The bright, heavenly light vanished as quickly as it came, but not without leaving Saul with a problem. When he stood up and went to open his eyes, he couldn't see anything. Saul was blind!**

*Story with lines separating paragraphs (text in bold, optional interaction cues in italics)*

---

**The men took Saul by hand the rest of the way to Judas' house in Damascus. For three days, Saul didn't eat or drink. He just prayed and thought about everything Jesus said. Now, Saul knew the truth. He thought Jesus was a fake, and His believers were wrong. Now, Saul knew HE was the one who was wrong. Jesus WAS the Savior. He WAS God's Son. And Jesus' followers, they were GOD'S people!**

**Oh my! He had been hurting God's people! Saul knew he deserved God's punishment for all the terrible things he had done. But as Saul prayed, he asked God for more than he deserved. He asked for forgiveness. And what did God do? God helped Saul turn away from his sins and trust in Jesus as his own Savior. Saul was forgiven! He was saved! How kind God is to sinners like Saul, and like us!**

---

*Do you think God forgave Saul?*

**And sure enough, God gave Saul just what he prayed for. God helped Saul to turn away from disobeying God and to trust in Jesus as his own Savior. How kind God is to sinners like Saul...and like us!**

**After three days, God sent a Christian named Ananias to Saul. "Brother Saul, Jesus, who appeared to you, has sent me so you may see again and be filled with the Holy Spirit," he told Saul. Ananias laid his hands on Saul and something like scales fell off his eyes. God had healed him! But what happened next was even better: God's Holy Spirit came to live in Saul's heart.**

---

**Saul was so happy. God had saved him from his sins through Jesus. God had made Saul one of His people. Saul was a new man! Saul got up and was baptized as a sign that he was beginning a new life of living for God, with Jesus as his Savior. Then, Saul went out and did something else. Something he never, ever dreamed he would do. Can you guess what he did?**

*Can you guess?*

---

**Saul went out to tell the good news of Jesus to the people of Damascus. "Jesus is God's Son. He died on the cross to pay for the sins of God's people," Saul told them. "On the third day, He rose from the dead. He beat sin and death for God's people!" he exclaimed. "Turn away from disobeying God! Trust in Jesus as your Savior. God will forgive your sins and save you. You can be one of God's people!"**

**How surprised the people were! "Wasn't this the man who hated Jesus and His followers? Wasn't this the man who hurt them and put them in jail? And now HE is one of THEM!" they exclaimed. And as Saul preached about Jesus, the Holy Spirit worked in the hearts of many. They turned away from their sins and trusted in Jesus as their Savior.**

**Yes, all of God's good plans were coming true. His good plans for Saul and His good plans for the many others, who would trust in Jesus as their Savior through Saul's message. How amazing God is!**

**Cracking the Case:** (story wrap-up for Listening Assignments)

It's time to see how we did with our Listening Assignment.

**Detective Dan's Lesson #1 Listening Assignment:**

**1. Who was the man who was so mad? What was he so mad about?** Saul. He was mad that Jesus' followers were telling people to trust in Jesus as their Savior.

**2. What amazing thing happened to him? How did he change when it happened?** Jesus appeared to Saul and Saul knew that He really was the Savior. Saul turned away from his sins and trusted in Jesus as his Savior. He started telling everyone the good news of Jesus.

**For You and Me:**

God turned Saul from a man who hated Jesus and wanted to hurt God's people, to someone who loved Jesus and served Him his whole life. God can work powerfully in our lives, too, when we turn away from our sins and trust in Jesus as our Savior.

**Detective Dan's Lesson #2 Listening Assignment:****Our Bible Verse is Romans 10:9-10**

"If you confess with your mouth, 'Jesus is Lord,' and believe in your heart that God raised Him from the dead, you will be saved. For it is with your heart that you believe and are justified."

I need to know:

**1. Who told people to stop saying Jesus is the Savior?** Saul did.

**2. Why did he change his mind?** Jesus appeared to Saul and Saul knew that He really was the Savior. Saul turned away from his sins and trusted in Jesus as his Savior.

**For You and Me:**

How amazing it is that God could change someone like Saul from a man who hated Jesus to a man who loved Him and trusted in Him as his Savior. God can change as to when we turn away from our sins and trust in Jesus as our Savior.

**Detective Dan's Lesson #3 Listening Assignment:**

I found six clues, but two of them are **NOT** in the story. They are: a drum, a Pharisee, a golden box, a sick man, the Temple, and a bag of money.

*Hold each of them up for the children to see as you identify them.*

I need to know:

**1. Which four belong in the story and which two don't?** The soldier, the jail, the high priest and the bright light belong. The barrel and the apple do not.

**2. What surprising person praised Jesus for being God's Son, the Savior? What did God do for this man?** Saul did. God showed him that Jesus really was the Son of God. He helped him to turn away from his sins and trust in Jesus as his Savior. God forgave his sins!

**For You and Me:**

Everyone was so surprised to see Saul change from a man who hated Jesus to a man who loved him and trusted in him as his Savior! God is able to change the heart of anyone! He's able to change our hearts to, ask him to change your heart! Ask him to help you turn away from your sins and trust in Jesus as your Savior. He loves to answer this prayer!

**The Gospel** (story wrap-up if NOT using Listening Assignments)**Our Bible Truth is:****How Can We Be Saved?****It Is God's Free Gift...****When We Trust in Jesus as Our Own Savior!**

How kind God was to save Saul! Saul had hated had hated God's people and he had hated the good news of Jesus. He had done terribly mean things. But, oh, how God had loved Saul anyway! He came to Saul in a special way. He worked in Saul's heart, helping him to turn away from disobeying God and trust in Jesus as His own Savior. God chose to have Jesus appear to Saul to help Saul believe in Him. He changed Saul's life and made him one of His people!

But God doesn't need to do such amazing things to change our hearts. If we ask Him, He will send the Holy Spirit to work in our hearts. He can help us to turn away from disobeying God and help us to trust in Jesus as our Savior. Then, we will be God's people, too.

*Close in prayer.*

**Closing ACTS Prayer**

- A** God, we praise You for being good and just. We honor You as the One we should all obey.
- C** God, we confess that we are all sinners who have disobeyed You. We know that we can never deserve to be Your people by good things we do. We need a Savior!
- T** Thank You, God, for sending Jesus as the Savior we need. Thank You that He made the way for us to become Your people with His perfect life given as the full payment for the sins of God's people.
- S** God, work in our hearts. Help us to confess our sins to You and turn away from them. Help us to trust in Jesus as our Savior that we might become Your people. Help us to know and love You. Help us to live for You.

In Jesus' name we pray, Amen.

***Go to Lesson Plan, p.9 for the script to the rest of the lesson.***



# Deep Down Discussion Sheet

use with all THREE lessons

Use with all response activities for deeper learning



P.1

Questions to aid discussion of the key concepts and for use in games

Be familiar with these questions and answers. Look for opportunities to ask questions and discuss their answers, such as while the children work on their coloring pages, as part of their response games, or during play time. Remember: your goal isn't to ask all these questions or only talk to the children about these things. It is to be deliberate in having good conversations with them, however much or little you have.

<p><b>BIG QUESTION</b></p> <p><b>Meaning</b></p> <p><b>Discussion Questions</b></p>	<p>How Can We Be Saved? It Is God's Free Gift!</p> <p>We all have disobeyed God. We have all lost the wonderful special closeness with God that He meant for us to have with Him. No matter how hard we try, we can't ever be good enough to win back special closeness with God. No, we can't save ourselves, but God can. That's why He sent Jesus: to save us as a free gift from Him. Anyone who turns away from their sins and trusts in Jesus as their Savior, will receive His forgiveness. They will become His people, who know Him in their hearts by His Holy Spirit. And one day, God will take them to live with Him forever. This is the free gift God offers to you and me. God is so kind to us!</p> <p><i>choose a few</i></p> <ol style="list-style-type: none"> <li>1. How can we be saved? <i>It is God's free gift.</i></li> <li>2. Who has disobeyed God? <i>We all have.</i></li> <li>3. What happened to the special closeness with God that God created us to have? <i>We lost it because we are sinners.</i></li> <li>4. Can we ever be good enough to win back special closeness with God? <i>No, we cannot.</i></li> <li>5. Who did God send as a free gift to save us? <i>Jesus.</i></li> <li>6. What must we do to receive God's free gift of salvation? <i>Turn away from our sins and trust in Jesus as our Savior.</i></li> <li>7. What does God promise to all who do this? <i>Forgive their sins, and make Him their people. They will know them in their hearts now, by His Holy Spirit. Then, after their bodies die, He will bring them to live with Him, happy forever!</i></li> </ol>
<p><b>BIBLE TRUTH</b></p> <p><b>Meaning</b></p> <p><b>Discussion Questions</b></p>	<p>It Is God's Free Gift... When We Trust in Jesus as Our Own Savior!</p> <p>God created us to love and obey Him, but we have all chosen to disobey Him. That's why we all deserve His punishment, instead of His friendship. Our sins separate us from Him. God would be fair to punish us for our sins, but He has chosen to be so kind to us. He offers to forgive our sins and make us His people through Jesus, His Son.</p> <p>Jesus came to earth and lived a perfect life. He never, ever disobeyed God. Then on the cross, Jesus chose to offer up His perfect life as the perfect sacrifice for our sins. He took the punishment for sins we deserved to save us from our sins. Jesus died on the cross and was buried in a grave, but He didn't stay there. He had beaten sin and death for God's people. He rose from the dead in victory, never to die again! Now all who turn away from their sins and trust in Jesus as their Savior, are forgiven their sins. They are God's dearly-loved people who have special closeness with Him all the days of their lives. And when they die, they will go to live perfectly happy with Him forever. This wonderful, free gift can be ours, too, when we turn away from our sins and trust in Jesus as our own Savior. Isn't that wonderful news!</p> <p><i>choose a few</i></p> <ol style="list-style-type: none"> <li>1. God created us to do what? <i>To love and obey Him perfectly.</i></li> <li>2. Do we love and obey God perfectly? <i>No, we do not. We have all chosen to disobey Him.</i></li> <li>3. Do we deserve special closeness with God? <i>No.</i></li> <li>4. What do we deserve from God? <i>His punishment for our sins.</i></li> <li>5. What does God give His people that is better than they deserve? <i>He sent Jesus to take the punishment for their sins so that they could be saved.</i></li> <li>6. How can we become God's people and receive the free gift of salvation? <i>By turning away from our sins and trusting in Jesus as our Savior. God loves to answer this prayer!</i></li> </ol>

**Deep Down Discussion Sheet**

use with all THREE lessons

**P.2**

Questions to aid discussion of the key concepts and for use in games

<p><b>THE GOSPEL</b></p>	<p>What is God's good news for you and me? <i>The gospel! How Can We Be Saved? It Is God's Free Gift... When We Trust in Jesus as Our Own Savior. We all have broken God's good laws. We all deserve His punishment for our sins, and we know that we can never deserve His forgiveness. How sad! God would have been perfectly fair to give us all the punishment we deserve for breaking His laws. He is holy and good. But God is so rich in mercy. He chose to give us something better than we deserve. He sent His Son Jesus to live a perfect life. Yes! Jesus kept every, single one of God's laws! And on the cross, He suffered and died, giving His perfect life as the full payment for the sins of all who turn away from their sins and trust in Him as their Savior. On the third day, Jesus rose from the dead in victory, never to die again! Now, all who turn away from their sins and trust in Jesus as their Savior, are forgiven their sins. They are God's people who know Him in their hearts by His Holy Spirit. And when they die, they will go to live perfectly happy with Him forever. This wonderful, free gift can be ours, too, when we turn away from our sins and trust in Jesus as our own Savior. Isn't that wonderful news!</i></p>
<p><b>BIBLE TRUTH BIBLE VERSE</b></p> <p><b>Meaning</b></p> <p><b>Discussion Questions</b></p>	<p>"If you confess with your mouth, 'Jesus is Lord,' and believe in your heart that God raised him from the dead, you will be saved. For it is with your heart that you believe and are justified, and it is with your mouth that you confess and are saved." --Romans 10:9-10</p> <p><b>Learn a Little:</b> "If you confess 'Jesus is Lord,' and believe that God raised him from the dead, you will be saved."</p> <p>To believe something in your heart is to think that something is true. To confess something is to tell others what you think is true. Christians are those who believe in their hearts that Jesus is the Son of God, who died on the cross to save God's people from their sins. They believe that He rose from the dead on the third day, showing that He had beaten sin and death for them. They love telling this good news to others that they might believe and be saved, too. We must believe in our own hearts that He is our Savior and be willing to confess to others that He is our Lord, if we are to be saved, too!</p> <ol style="list-style-type: none"> <li>1. What does it mean to believe something in your heart? <i>To think that it is true.</i></li> <li>2. What does it mean to confess something? <i>To tell others what you think is true.</i></li> <li>3. Who do Christians believe in their heart is Lord? What does that mean? <i>They believe Jesus is Lord. They believe He is the Son of God who we should all obey.</i></li> <li>4. What amazing thing do they believe Jesus did? <i>He died on the cross for the sins of God's people and on the third day, God raised Him from the dead. He beat sin and death for God's people!</i></li> <li>5. How can Jesus become our Savior? <i>When we turn from our sins and trust in Him as our Savior.</i></li> </ol>
<p><b>BIBLE STORY Discussion Questions</b></p>	<p><b>The Case of the Amazed, Mad Man</b> <i>choose a few</i></p> <ol style="list-style-type: none"> <li>1. What did Jesus' followers do that made Saul so mad? <i>They told everyone that Jesus died on the cross and rose from the dead to save God's people. They told everyone to turn away from their sins and trust in Jesus as their Savior.</i></li> <li>2. What did Saul tell Jesus' followers to do? <i>To stop telling people about Jesus.</i></li> <li>3. Why didn't Jesus' followers stop telling others about Jesus? <i>Because they wanted others to be forgiven their sins and know God.</i></li> <li>4. What did Saul do to Jesus' followers? <i>He found them, hurt them and had them put in jail.</i></li> <li>5. Why did Jesus' followers move to other cities? <i>So that Saul couldn't hurt them and so they could tell more people about Jesus.</i></li> <li>6. What happened to Saul when he went to Damascus to get rid of Jesus' followers who had moved there? <i>Jesus appeared to him on the road. He became blind and was taken to Damascus. He prayed, turned away from his sins and trusted in Jesus as his Savior.</i></li> <li>7. What did Saul start doing after he became a follower of Jesus? <i>He went around and told everyone the good news of Jesus, too.</i></li> <li>8. How can we be saved from our sins, like Saul was? <i>By turning away from our sins and trusting in Jesus as our Savior.</i></li> </ol>