

# **DEEP DOWN DETECTIVES**

**Curriculum Resources  
for Unit 11, Bible Truth 1:**



**How Can We Be Saved?**

**It Is God's Free Gift...**

**When We Tell God Our Sins and  
Turn Away from Them!**

## Session Prep (especially good for newbies!)

### Pray!



Pray for the Holy Spirit to be at work in your and the children's hearts.

### Review



If new to the curriculum, look at the **Getting Started with Deep Down Detectives section of the Core Curriculum book.** (p.5) It will be especially helpful to read through the Deep Down Detectives section of **The Praise Factory Tour: Extended Version Book.** This is a visual way to understand what goes on in the classroom. (A pdf of the book is found in the samples section on the website.)

### Look through and Learn the Lesson



Read over **lesson plan.** Practice any **songs or action rhymes** you are using. Choose/make up motions to go with these. Choose less with younger children and more with older preschoolers. **Practice the lesson with the visual aids** and using the Big Question Box/Briefcase.

### Read and Rehearse the Bible Story with Pictures



Read the Bible story from the Bible. Read the curriculum version. Practice telling it with the storyboard pictures. (If you have not previously laminated the story pictures, do that now.) Or, rehearse it from the Simple Story Scenes, if you are using those.

### Let There Be Music



Download the music and listen to the songs. Choose which of the songs you will use with the children. If using live musicians, make sure they have the sheet music (Appendix A, Core Curriculum book).

### Put the Props in Place



1. Prepare your Visual Aids. Put the Big Question, Unit Bible Truths, Bible Truth, Bible Verse, and Listening Assignment signs, as well as the Bible Story script in one side of the Bible folder.
2. Get out your storyboard. If using Simple Story Scenes, put these in your Bible Folder. Or, if using the individual storyboard figures, put all background pictures in place (they have a BG by the number). Put the rest of the storyboard pictures (these have a SB by the number) in order of use in the other side of the Bible folder.
3. Put the DDD Bible Folder as well as the Big Question sign in the Big Question Box/Briefcase and shut it. If your box/briefcase has locks and you want to use the unlocking the box as part of your session, lock it now....but make sure you have the key or know the code first.
4. Prepare the music CD or sheet music or mp3 device for use in your session.

### Set Out Free Play Activities



Choose and set up free time activities you will use with the children. Choose a variety of different activities that will be enjoyed by different types of children. Rotate the activities you provide to keep them interesting and fresh to your children. (Suggestions in Appendix D, Core Curriculum books.)

### Prepare Any Activities



Choose which (if any) of the Bible Truth games and crafts activities you want to use in the session. Bear in mind your time frame as well as the developmental abilities and attention span of your children as you decide which/how many to prepare. **Look over the Discussion Sheet** and choose a few questions you might use to spark discussion with the children as they do their activities (especially good for ages 3's+). Pray for God to give you opportunities to talk about these things with the children.

### Let Them Take It with Them



Make copies of the craft/take home sheets, if you are not already using them as one of your activities. You may also want to make copies of the story (see take-home version of each story included in Appendix C with the other take home resources) to have for parents to use with their children at home. There's a link on each craft/take home sheet to the story, if you don't make hard copies.

### Store It



After your session is over, collect the resources and store them for future use. This curriculum can be used over and over for years to come.

---

## Unit 11: The God Who Saves

---

### UNIT OVERVIEW

We all have disobeyed God. We have all lost the wonderful special closeness with God that He meant for us to have with Him. No matter how hard we try, we can't ever be good enough to win back special closeness with God. No, we can't save ourselves, but God can. That's why He sent Jesus: to save us as a free gift from Him. Anyone who turns away from their sins and trusts in Jesus as their Savior, will receive His forgiveness. They will become His people, who know Him in their hearts by His Holy Spirit. And one day, God will take them to live with Him forever. This is the free gift God offers to you and me. God is so kind to us!

In this unit we will learn three truths about this wonderful, free gift God offers us.

### UNIT BIBLE VERSE: Romans 6:23

"For the wages of sin is death, but the gift of God is eternal life in Christ Jesus our Lord."

### BIG QUESTION UNDER INVESTIGATION: How Can We Be Saved?

**ANSWER:** It Is God's Free Gift!

#### OPTIONAL Big Question 11 INTRODUCTION LESSON (Use Hide 'n' Seek Kids Unit 11 Material)

Story: The Case of the Most Important Question *Acts 16*

Bible Verse: Romans 6:23

#### ➔ BIBLE TRUTH 1: When We Tell God Our Sins and Turn Away from Them (3 Lessons Available)

Story: The Case of the Changed Climber *Luke 19:1-9*

Bible Verse: 1 John 1:8-9

#### BIBLE TRUTH 2: When We Trust in Jesus as Our Own Savior (3 Lessons Available)

Story: The Case of the Amazed, Mad Man *Acts 8-9*

Bible Verse: Romans 10:9-10

#### BIBLE TRUTH 3: When the Holy Spirit Works in Our Hearts (3 Lessons Available)

Story: The Case of the Surprising, Second Birthday *John 3*

Bible Verse: Titus 3:5-7

---

## Deep Down Detectives NIV Songs 11 Track Numbers

---

This is a listing of all songs mentioned in the unit curriculum. You may or may not choose to use all of the songs. They are listed in easy-reference order--NOT in the order used in the curriculum.

You may choose to simply burn a CD/load them onto an mp3 device in this order. Or, you may want to do what we do: choose the songs we want to use and create a play list of them in that order. Then, we burn a CD/upload the play list onto an mp3 device. A teacher only has to click forward to the next song, instead of hunting for the right track. The track number have been included as part of the title of each song, teachers will still have a reference to the track number listed in the curriculum (same as those listed below), even if you change the order on your customized play list.

### SONGS USED EVERY UNIT OF THE CURRICULUM

- 1 The Classroom Song v.1
- 2 The Classroom Song v.2
- 3 The Classroom Song v.3
- 4 The Classroom Song v.4
- 5 Deep Down Detectives Theme Song
- 6 The Classroom Rules Song
- 7 Let's Pray Song
- 8 The Big Question Box Song
- 9 The Bible Chant Song
- 10 ACTS Prayer Song (Short Version)
- 11 ACTS Prayer Song (Full Version)

#### Why the Extra Songs?

Deep Down Detectives is a curriculum used by a wide age-span of kids. Sometimes one of the other songs is a better fit for your kids. Or, you may simply want to teach them more songs on the same Bible Truth. Use as many or as few as you want.

*listen to or download songs for free at <https://praisefactory.org:Deep Down Detectives Music page>*

### UNIT 11: THE GOD WHO SAVES

- 12 Big Q & A 11 Song
- 13 Big Question 11 Song: How Can I Be Saved?
- 14 Big Question 11 Bible Verse Song: The Gift of God Is Eternal Life Romans 6:23, NIV 1984
- 15 Big Question 11 Hymn: Grace Greater than All Our Sin, refrain
- 16 Big Question 11 Praise Song: Blessed Be the Name

#### How Can We Be Saved? It Is God's Free Gift...

#### Bible Truth 1: When We Tell God Our Sins and Turn Away from Them

- 17 Bible Verse: If We Claim 1 John 1:8-9, NIV 1984

#### Bible Truth 2: When We Trust in Jesus as Our Own Savior

- 18 Bible Verse: If You Confess with Your Mouth Romans 10:9-10, NIV 1984
- 19 *Extra Bible Verse: In My Father's House John 14:2-6, NIV 1984*

#### Bible Truth 3: When the Holy Spirit Works in Our Hearts

- 20 Bible Verse: He Saved Us Titus 3:5-7, NIV 1984
- 21 *Extra Bible Verse: I Will Give You a New Heart Ezekiel 36:26, NIV 1984*

**Big Question 11, Bible Truth 1 Overview: Key Concepts**

p.1

**Unit 11: The God Who Saves**

**Unit Big Question (and Answer):** How Can We Be Saved? It Is God's Free Gift!

**Unit Bible Verse:** "For the wages of sin is death, but the gift of God is eternal life in Christ Jesus our Lord."  
--- Romans 6:23

**Bible Truth 1 Concept: It's God's Free Gift... When We Tell God Our Sins and Turn Away from Them!**

We are all sinners who disobey God. We hear God's laws from the Bible and we know that we have broken them. We hear how we are supposed to love God and His good ways, and we know that we do not. We hear about God's punishment for sin, and we know that we deserve it.

But God is so merciful! He has provided a way to save us from His punishment. How? God wants us to tell (confess) our sins to Him and ask for His forgiveness through His Son, Jesus, who died on the cross to take the punishment for the sins of God's people. And, God wants us to turn away from a life of disobeying Him and ask Him to help us to live for Him instead (that's what it means to repent of our sins.)

If we do these things, God promises to forgive our sins and make us His very own people. We will get to know Him in our hearts by His Holy Spirit now. And one day, when we die, we will go to live perfectly happily with Him forever.

**Bible Truth 1 Bible Verse: 1 John 1:8-9**

"If we say we have no sin, we deceive ourselves, and the truth is not in us. If we confess our sins, he is faithful and just to forgive us our sins and to cleanse us from all unrighteousness."

**Learn a Little:** "If we confess our sins, he will forgive our sins."

**Meaning**

This verse reminds us that we are all sinners. We deceive ourselves if we think we are not. But, the good news is, that if we admit we are sinners and confess our sins to God, He is faithful and just and will forgive us our sins and save us through Jesus.

**Bible Truth 1 ACTS Prayer**

- A** God, we praise You for being faithful and just, and able to forgive our sins.
- C** God, we confess that we are all sinners who need You to save us. We can never be acceptable to You on our own. We need Jesus to save us!
- T** Thank You, God, for being willing to forgive all our sins, when we confess them, turn away from them, and trust in Jesus as our Savior.
- S** God, work in our hearts. Show us our sins and our need for Jesus to save us. Help us to confess our sins to You and turn away from them. Help us to trust in Jesus as our Savior. Be our Heavenly Father! Make us Your adopted children who love You and whom You will love forever.

In Jesus' name we pray, Amen.

**Bible Truth 1 Story****The Case of the Changed Climber**

*Luke 19:1-9*

**Songs Used in Bible Truth 1**

Big Q & A 11 Song

Big Question 11 Song: How Can We Be Saved?

Big Question 11 Bible Verse Song: The Gift of God Is Eternal Life Romans 6:23

Big Question 11 Hymn: Grace Greater than All Our Sin, refrain

Big Question 11 Praise Song: Blessed Be the Name

Bible Truth 1 Bible Verse Song: If We Claim 1 John 1:8-9

*listen to or download songs for free at <https://praisefactory.org>: Deep Down Detectives Music page*

**1. GETTING STARTED**



= follow the stars for a short & simple lesson plan

<p><b>Intake Activity Ideas</b></p>	<p><b>Choose one of these open-ended activities to include children as they join the class:</b></p>
<p><b>Free Play Time</b> <i>suggestions in Appendix D</i></p>	<p>★ Offer your own or some of the easy-to-make, free play activities suggested in Appendix D.</p>
<p><b>OR Sing-along Music Time</b> <i>lyrics and sheet music, Appendix A</i>  <i>listen to or download songs for free at <a href="https://praisefactory.org:Deep Down Detectives Music page">https://praisefactory.org:Deep Down Detectives Music page</a></i></p>	<p>Music from Deep Down Detectives (DDD) NIV Songs 11:                  Big Q &amp; A 11 Song <span style="float:right"><i>DDD NIV Songs 11, track 12</i></span>                  Big Question 11 Song <span style="float:right"><i>DDD NIV Songs 11, track 13</i></span>                  Big Question 11 (Unit) Bible Verse Song:                  The Gift of God Is Eternal Life Romans 6:23 <span style="float:right"><i>DDD NIV Songs 11, track 14</i></span>                  Big Question 11 Hymn:                  Grace Greater than All Our Sin, refrain <span style="float:right"><i>DDD NIV Songs 11, track 15</i></span>                  Big Question 11 Praise Song:                  Blessed Be the Name <span style="float:right"><i>DDD NIV Songs 11, track 16</i></span>                  Bible Truth 1 Bible Verse Song:                  If We Claim 1 John 1:8-9 <span style="float:right"><i>DDD NIV Songs 11, track 17</i></span></p> <p><i>Add more fun to Sing-along Music Time by adding a Music, Movement &amp; Memory Activity. These activities are listed on p.10 of this lesson plan with the Response Activities. Instructions found in Appendix B.</i></p>
<p><b>OR Bible Verse Memory Game</b> <i>instructions found in Appendix B</i></p>	<p>Lesson 1 Game: Animal Cube                  Lesson 2 Game: Fill'er Up                  Lesson 3 Game: Lily Pad Jump</p> <p><i>These activities are also included on p.10 of this lesson plan with the Response Activities.</i></p>
<p><b>2. OPENING CIRCLE TIME</b> (<i>introduce the Bible Truth and tell the related Bible story</i>)</p>	
<p><b>Gathering the Children</b> <i>lyrics and sheet music, Appendix A</i></p>	<p><i>Sing verse 1 of The Classroom Song to gather the children for Circle Time.</i></p> <p><b>The Classroom Song, verse 1</b> <span style="float:right"><i>DDD NIV Songs 11, track 1</i></span>                  Let's gather together to worship God,                  Let's gather together to worship God,                  Let's gather together to worship God,                  Come gather here with me!</p>
<p><b>Welcome to Deep Down Detectives</b></p>	<p>★ "Welcome to Deep Down Detectives. We're so glad you've joined us! Detectives are people who look for answers to questions. In Deep Down Detectives, we look for answers to big questions about God. We dig deep down in the truths of God's Word to find them."</p>

**2. OPENING CIRCLE TIME, continued**



= follow the stars for a short & simple lesson plan

<p><b>Deep Down Detectives Theme Song</b></p> <p><i>lyrics and sheet music, Appendix A</i></p>	<p>"Let's sing our Deep Down Detectives Theme Song."</p> <p><b>★ Deep Down Detectives Theme Song</b> <span style="float: right;"><i>DDD NIV Songs 11, track 5</i></span></p> <p>We're Deep Down Detectives,                  diggin' deep in God's Word,                  For truths about God and His plans for this world,                  We're seeking to love Him, with all of our heart,                  We're Deep Down Detectives!                  Come on! Let's start!</p>
<p><b>Classroom Rules Song</b></p> <p><i>lyrics and sheet music, Appendix A</i></p>	<p>There are two very important things that Deep Down Detectives do together: we worship God and we love one another. Our Classroom Rules Song reminds us how we should act. Let's sing it."</p> <p><b>Classroom Rules Song</b> <span style="float: right;"><i>DDD NIV Songs 11, track 6</i></span></p> <p>Shh, be quiet while someone is talking,                  Raise your hand, if you have something to say,                  Don't touch your friend, sitting beside you,                  Obey your teachers, Be kind as you play.                  These are our classroom rules,                  These are our classroom rules,                  They help us worship God and love one another,                  These are our classroom rules.</p>
<p><b>Opening Prayer Time</b></p> <p><i>lyrics and sheet music, Appendix A</i></p>	<p>"Children, we need God's help to keep these rules. Let's ask Him to help us right now. Let's get ready and pray."</p> <p><b>Let's Pray</b> <span style="float: right;"><i>DDD NIV Songs 11, track 7</i></span></p> <p>1-2-3!                  Fold your hands,                  Bow your head,                  Close your eyes.                  Let's pray! (<i>repeat</i>)</p> <p>"Let's pray:"</p> <p><b>★ Opening Prayer</b></p> <p>Dear Lord,                  We're so glad to get to gather together to worship You!                  Please help us keep the classroom rules.                  Please help us to love You and learn about You today.                  In Jesus' name we pray. Amen.</p>



**2. OPENING CIRCLE TIME, continued**

★ = follow the stars for a short & simple lesson plan

**Reveal the Big Question**  
**Introduce the Big Question Box/Briefcase**

*lyrics and sheet music, Appendix A*

“Detectives INVESTIGATE things. That means they ask questions and look for answers. Deep Down Detectives investigate big questions about God. The Big Question we are investigating today is right inside our Big Question Box/Briefcase.

**The Big Question Box Song**

*DDD NIV Songs 11, track 8*

We’ve got a big box,  
All closed up and locked,  
Filled with the truths of God’s Word.

We’ve got a brief case,  
There’s no time to waste,  
Come on, kids, let’s open it up!

**The Big Question under Investigation**

VISUAL take out AID



of BQB

*Big Question & Answer Sign, front side*

*\*found in the DDD Unit 11 Visual Aids, NIV Book*

Ok, who would like to open for me and pull out the Big Question?”

*Choose a child to open the box/briefcase, take out the Big Question and hand it to you, then hold up the Big Question sign for all the children to see, and say:*

★ The Big Question we are investigating today is Big Question Number 11:

**How Can We Be Saved?**

and the Answer is:

**It Is God’s Free Gift!**

**Big Question Meaning**

★ We all have disobeyed God. We have all lost the wonderful special closeness with God that He meant for us to have with Him. No matter how hard we try, we can’t ever be good enough to win back special closeness with God.

No, we can’t save ourselves, but God can. That’s why He sent Jesus: to save us as a free gift from Him. Anyone who says “sorry” to God for their sins and trusts in Jesus as their Savior, He will forgive all their sins. God will give them special closeness with Himself right now. Then one day, He will take them to live with Him forever. This is the free gift God offers to you and me. God is so kind to us!

**Big Question Songs**

★ “Let’s sing our Big Question Song:

**Big Q & A 11 Song**

*lyrics and sheet music, Appendix A*

**Big Q & A 11 Song**

*DDD NIV Songs 11, track 12*

*(adapted version of “Here We Go Looby-Loo”)*

How can we be saved?  
How can we be saved?  
How can we be saved?  
It is God’s free gift!

**2. OPENING CIRCLE TIME, continued**



= follow the stars for a short & simple lesson plan

**Learning about the Big Question (use one or both)**



Repeat the Big Question and Answer again:  
**"How Can We Be Saved? It Is God's Free Gift!"**

Say: "Hmmm, I wonder what that means... Let's do our action rhyme/sing our song that explains it."

Then do the action rhyme or sing the song using any of the optional motions suggested, if desired.

**Big Question Action Rhyme**

**Big Question 11 Action Rhyme**

**(POSSIBLE ACTIONS)**

I disobey God, I need a Savior!  
 You disobey God, You need a Savior!  
 We all disobey God,  
 We all need a Savior!  
 Oh, what a sad, sad day!

*Point to self*  
*Point out to others*  
  
*extend arms out wide to each side*  
*make a sad face*

But...  
 God has a wonderful, free gift for me!  
 A wonderful, free gift for you!  
 God has a wonderful, free gift for us all.  
 God will forgive our sins through Jesus!  
 Oh, what a happy, happy day!

*Point to self*  
*Point out to others*  
  
*extend arms out wide to each side*  
*cheer and jump up and down for this best of news*

**Big Question (Action Rhyme) Song**



*lyrics and sheet music, Appendix A*

**Big Question 11 Action Rhyme/ Song**

*DDD NIV Songs 11, track 13*

**(POSSIBLE ACTIONS)**

**Refrain**

How can we be saved? How can we be saved?  
 How can we be saved? It's God's free gift.  
 How can we be saved? How can we be saved?  
 How can we be saved?  
 It's God's free gift through Christ.

*point up to God in heaven*

**Verse 1**

I disobey God, I need a Savior,  
 You disobey God, You need a Savior,  
 We all disobey God, We need a Savior.  
 To save us from our sins.

*Refrain*

*Point to self*  
*Point out to others*  
  
*extend arms out wide to each side*

**Verse 2**

Jesus, He paid the price, the perfect sacrifice,  
 On the cross, gave His life,  
 Bought us eternal life,  
 Takes away all our sin,  
 Makes our hearts clean within,  
 When we repent and believe in Him.

*Refrain*

*make a cross with your index fingers*  
  
*Touch heart*  
*Make prayer hands and bow head*

**2. OPENING CIRCLE TIME, continued**

★ = follow the stars for a short & simple lesson plan

**Learning the Bible Truth**

VISUAL take out  
AID



of BQB

VISUAL AID

All the Bible Truths Sign

★ "It is God's free gift" is a good beginning, but there's so more to learn. So it's time for us to dig down even deeper for more answers to our Big Question about God. We're going to be learning **THREE** Bible truths that all tell us more about this wonderful, free gift God offers us.

Who would like to hand me the picture with our three Bible truths on it? It's in the Big Question Box/Briefcase." *Choose a child to get it and hand it to you, then hold it up and show them the pictures of the three truths they will be learning.*

**Bible Truth Clue**

VISUAL take out  
AID



of BQB

Bible Truth Clue Sign,  
front side  
VISUAL AID

*After everyone has had a good look, say...*

"Ok, now let's look at our Bible Truth Clue sign and see if we can figure out which of these three truths we will be learning about today. Who would like to get it out of the Big Question Briefcase for me?"

*Choose a child to open the briefcase, take out the Bible Truth Clue sign and hand it to you. Hold up the front side for the children to see. Cover up the answer, written along the bottom, and say:*

**"How Can We Be Saved?  
It Is God's Free Gift!  
When We Tell God Our ???? and Turn Away from Them!"**

**Hint**

We're missing one word. Here's the hint to what the missing word is. It says: "What is the Bible word for disobeying God and His good laws? It starts with an "s" and it rhymes with "ends."

Can you guess? It's "SINS."

So the Bible Truth we are learning today is:

*(uncover answer from bottom of sign, show it to them and say:)*

★ **"How Can We Be Saved?  
It Is God's Free Gift!  
When We Tell God Our SINS and Turn Away from Them!"**

**Bible Truth Meaning**

★ And here is what this Bible Truth means: *(read the meaning off of the back of the sign, say:)*

We are all sinners who disobey God. We hear God's laws from the Bible and we know that we have broken them. We hear how we are supposed to love God and His good ways, and we know that we do not. We hear about God's punishment for sin, and we know that we deserve it.

But God is so merciful! He has provided a way to save us from His punishment. How? God wants us to tell (confess) our sins to Him and ask for His forgiveness through His Son, Jesus, who died on the cross to take the punishment for the sins of God's people. And, God wants us to turn away from a life of disobeying Him and ask Him to help us to live for Him instead (that's what it means to repent of our sins.)

If we do these things, God promises to forgive our sins and make us His very own people. We will get to know Him in our hearts by His Holy Spirit now. And one day, when we die, we will go to live perfectly happily with Him forever.

**2. OPENING CIRCLE TIME, continued**



= follow the stars for a short & simple lesson plan

**Learning the Bible Verse**

"And how do I know this is true? God tells me so in His special book, the Bible."

**The Bible Chant Song**

Say or sing the Bible Chant Song.

lyrics and sheet music, Appendix A

**The Bible Chant Song**

DDD NIV Songs 11, track 9

The Bible, the Bible,  
Let's get out the Bible.  
Let's hear what God has to say.  
The Bible, the Bible,  
God's given us the Bible.  
It's His Word for us to learn and obey! Yay!

**Bible Verse**

DDD 11.1 Bible Verse-front side (in the DDD Bible folder)

VISUAL AID Place verse in take out



of BQB  
DDD Bible Folder

\*found in the DDD Unit 11 Visual Aids, NIV Book

"Who would like to get our Bible folder out of the Big Question Briefcase for me?"

Choose a child to open the briefcase, take out the "Bible" folder and hand it to you. Remove the Bible Verse Picture from the "Bible" folder and hold it up for all the children to see, then say:

1 John 1:8-9 tells us:

**1 John 1:8-9**

"If we claim to be without sin, we deceive ourselves and truth is not in us. If we confess our sins, he is faithful and just and will forgive us our sins and purify us from all unrighteousness."


**Learn a Little:** "If we confess our sins, he will forgive our sins."

**Bible Verse Meaning**

**What does that mean?**

This verse reminds us that we are all sinners. We deceive ourselves if we think we are not. But, the good news is, that if we admit we are sinners and confess our sins to God, He is faithful and just and will forgive us our sins and save us through Jesus.

**2. OPENING CIRCLE TIME, continued**

 = follow the stars for a short & simple lesson plan

**Bible Verse  
Song**

*lyrics and sheet music,  
Appendix A*

We've said our Bible verse, now let's sing it!

**If We Claim We Have No Sin 1 John 1:8-9**

*DDD NIV Songs 11, track 17*





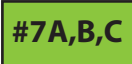


If we claim to be without sin,  
If we claim to be without sin,  
If we claim to be without sin,  
We deceive ourselves,  
And the truth is not in us.

But...If we confess our sins...  
He is faithful and just to forgive us our sins,  
Faithful and just to forgive us our sins,  
Faithful and just to forgive us our sins,  
And to cleanse us from,  
All unrighteousness.

First John One, verses eight and nine.

**2. OPENING CIRCLE TIME, continued**

★ = follow the stars for a short & simple lesson plan

<p><b>Getting into the Case</b></p>	<p>"Now it's time to do a bit more deep down investigating. Let's see what Detective Dan wants us to help him figure out. Would someone like to get it out for me?"</p>
<p><b>Listening Assignments</b></p> <p>Place in  take out  of BQB</p>	<p><b>NOTE: Listening assignments are most suitable for ages 3+. Skip straight to the Bible story (see bottom of this page), if working with 2 year olds.</b></p> <p>"Let's open up our listening assignment and see what we are supposed to figure out today.</p> <p>Choose a child to take out the Listening Assignment (from the DDD Bible Folder) and hand it to you. Read Detective Dan's letter to the children that includes the listening assignment. The listening assignments are summarized below:</p>
<p>VISUAL AID</p> <p></p> <p>DDD Unit 11 Visual Aids, NIV</p>	<p><b>Detective Dan's Lesson #1 Listening Assignment:</b></p> <p>I need to find out:</p> <ol style="list-style-type: none"> <li><b>1. Who was the climber and why did he climb?</b></li> <li><b>2. How did he change?</b></li> </ol>
<p>VISUAL AID</p> <p></p> <p>DDD Unit 11 Visual Aids, NIV</p>	<p><b>Detective Dan's Lesson #2 Listening Assignment:</b></p> <p><b>Our Bible Verse is 1 John 1:8-9</b></p> <p>"If we claim to be without sin, we deceive ourselves and truth is not in us. If we confess our sins, he is faithful and just and will forgive us our sins and purify us from all unrighteousness."</p> <p>I need to find out:</p> <ol style="list-style-type: none"> <li><b>1. Who wanted to confess his sins and be forgiven by God?</b></li> <li><b>2. Who didn't think he should be forgiven? Who did think he should be forgiven?</b></li> </ol>
<p>VISUAL AID</p> <p></p> <p>*Listening Assignment #3 includes the Assignment Sheet, plus 6 clue pictures*</p> <p>DDD Unit 11 Visual Aids, NIV</p>	<p><b>Detective Dan's Lesson #3 Listening Assignment:</b></p> <p>I found six clues, but only 4 of them are in the story. Our six clues were: a tree, a cow, a bag of money, a king, an umbrella, and yummy food. Hold each of them up for the children to see as you identify them.</p> <p><b>I need to figure out:</b></p> <ol style="list-style-type: none"> <li><b>1. Which four belong in the story and which two don't?</b></li> <li><b>2. Who confessed their sins to God and was forgiven? Who gave back the money he had stolen?</b></li> </ol>
<p><b>Tell the Bible Story</b></p> <p>Place story &amp; pics in  take out  of BQB</p> <p>DDD Unit 11 Visual Aids, NIV</p> <p><b>Story text included in this book right after this lesson plan and in Visual Aids book</b></p>	<p>★ <b>Then say,</b> "Ok, Deep Down Detectives! Put on your best listening ears and see if you can hear the answers to Detective Dan's questions. When I finish telling the story, we will see if we can answer all the questions."</p> <p>★ <b>Bible Story: The Case of the Changed Climber</b> Luke 19:1-9</p> <p>Read the Bible Truth story, putting up the storyboard pictures as you tell it. Then, have the children answer the listening assignment. Present the gospel and lead in prayer.</p> <p>*Answers to questions; the gospel; and, ACTS prayer are included with the story text.*</p>

**Lesson Plan: Big Question 11, Bible Truth 1**

use with all THREE lessons

**2. OPENING CIRCLE TIME, continued**

★ = follow the stars for a short & simple lesson plan

<p><b>Story Response Song(s)</b></p> <p><b>Hymn</b></p> <p><i>lyrics and sheet music, Appendix A</i></p>	<p><i>As attention span and time allow, you might want to end with one of the following songs which also tie in with the unit. If desired, use the Music and Movement activity ideas while singing, listed with the Response Activities.</i></p> <p><b>Grace that Is Greater than All Our Sin</b> <span style="float: right;"><i>DDD NIV Songs 11, track 15</i></span></p> <p><b>Verse 1</b>                  Grace, grace, God's grace,                  Grace that will pardon and cleanse within;                  Grace, grace, God's grace,                  Grace that is greater than all our sin.</p> <p><b>Tie-in:</b> "Children do you know what the word "grace" means? It means a free gift that we don't deserve! And what grace--what free gift-- does God offer us through Jesus? To forgive us and save us from the punishment we deserve for disobeying God! Let's sing of God's marvelous grace!"</p>
--	---






<p><b>Praise Song</b></p> <p><i>lyrics and sheet music, Appendix A</i></p>	<p><b>Praise Song: Blessed Be the Name</b> <span style="float: right;"><i>DDD NIV Songs 11, track 16</i></span></p> <p>All praise to Him who reigns above,                  In majesty supreme.                  Who gave His Son for man to die,                  That He might man redeem!</p> <p><b>Tie-in:</b> "How can we be saved? It is God's free gift through the Lord Jesus! There would be no hope for us, if God did not send Jesus to be our Savior. That's why God's people love to bless His name. They are so grateful that He paid for their sins so that they can know God and live with Him forever!"</p>
--	--

**3. TAKING ACTION: Response Activities** *(choose from among these activities)*

<p><b>Transition to Activities</b></p>	<p>★ Well, Deep Down Detectives, you've done a great job diggin' deep down for answers in the truths of God's Word. Now it's time to enjoy some activities."</p> <p><i>Tell children what activity/s you are providing for them: either free play or some of the response activities listed below. When you are ready to dismiss them, use this song to help the children transition in an orderly fashion to their next activity.</i></p> <p>"Children, let's sing our Time to Play Song. When we are finished you may get up and walk over to our next activity."</p>
--	---

<p><b>Classroom Song, verse 2</b></p> <p><i>lyrics and sheet music, Appendix A</i></p>	<p><b>Classroom Song, verse 2</b> <span style="float: right;"><i>DDD NIV Songs 11, track 2</i></span></p> <p>We've gathered together to worship God,                  We've gathered together to worship God,                  And now it's time to play.</p> <p><i>Dismiss the children to whatever activities you have prepared for them to do.</i></p>
--	---




**3. TAKING ACTION: Response Activities** (choose from among these activities) ★ = short & simple lesson plan

<p><b>Response Activities</b></p>	<p>Choose one or more activities appropriate for your children, based on classroom time and developmental needs. <b>Add the Discussion Sheet to any activity for deeper learning.</b> ★</p>
<p><b>Bible Verse Memory Game</b></p> <p><i>game directions, Appendix B</i></p>	<p>Though listed with the opening activities, you may choose to use this Bible verse game here instead (or as a repeat).</p> <ul style="list-style-type: none"> <li>• Lesson 1 Game: Animal Cube</li> <li>• Lesson 2 Game: Fill'er Up</li> <li>• Lesson 3 Game: Lily Pad Jump</li> </ul> <p>Use the Discussion Sheet with this activity for even deeper learning ★</p>  <p>Discussion Questions</p>
<p><b>Music, Movement &amp; Memory Activity</b></p> <p><i>game directions, Appendix B</i></p>	<p>A music activity that uses the songs from the Bible Truth and Big Question unit.</p> <ul style="list-style-type: none"> <li>• DDD Songs for this Bible Truth, plus:</li> <li>• Lesson 1 Activity: Egg Shakers</li> <li>• Lesson 2 Activity: Jingle Bell Hands</li> <li>• Lesson 3 Activity: Big Voice, Little Voice</li> </ul> <p>Use the Discussion Sheet with this activity for even deeper learning ★</p>  <p>Discussion Questions</p>
<p><b>Bible Story Review Game</b></p> <p><i>game directions, Appendix B</i></p>	<p>A game that uses the storyboard pictures from the story to review the story.</p> <ul style="list-style-type: none"> <li>• Lesson 1 Game: Deep Down Detectives Clue Hunt</li> <li>• Lesson 2 Game: Run to the Grocery Store</li> <li>• Lesson 3 Game: Who's in the Basket?</li> </ul> <p>Use the Discussion Sheet with this activity for even deeper learning ★</p>  <p>Discussion Questions</p>
<p><b>Coloring Pages/ Take Home Sheets</b></p> <p><i>in Appendix C</i></p> <p>★</p>	<p>A coloring page related to the lesson assignment question is provided for each lesson. On the back of each are the key concepts, a few questions and a song for parents to use with their children.</p> <p>NOTE: Upgrade your coloring sheet to a more interesting craft by offering simple embellishments, such as jiggly eyes, craft sand, glitter, glitter glue, colored paper dots (made with a hole punch), fabric scraps, etc. Make cut-to-size glued-on clothes, hair, etc for characters by using a copy of the coloring sheet, cutting out the selected portions and making them the patterns for whatever you want to cut out of fabric, paper, foil, etc.</p> <ul style="list-style-type: none"> <li>• Lesson 1 Coloring Sheet Emphasis: Bible Truth</li> <li>• Lesson 2 Coloring Sheet Emphasis: Bible Verse</li> <li>• Lesson 3 Coloring Sheet Emphasis: ACTS Prayer</li> </ul> <p>Use the Discussion Sheet with this activity for even deeper learning ★</p>  <p>Discussion Questions</p>
<p><b>Extra Crafts: Big Question Craft</b></p> <p><i>in Appendix C</i></p> <p><b>Bible Verse Craft</b></p> <p><i>in Appendix C</i></p> <p><b>Bible Story Puzzle</b></p> <p><i>in Appendix C</i></p>	<p><b>These crafts are slightly more complex than the coloring/take home sheets:</b></p> <p><b>The Bible Concept Go-and-Tell Craft</b> is a craft that summarizes the Bible concept and includes the Bible verse is included for those desiring more than a coloring sheet. This more complex craft will involve gluing, sticking, etc. Can be used at any time.</p> <p><b>The Bible Story Coloring Sheet</b> provides a tie in between the Bible story and the Bible truth they are learning.</p> <p><b>The Storyboard Picture Placement Page</b> has been made into a puzzle that can be cut out and re-assembled by the children. This provides a nice summary of the story.</p> <p>Use the Discussion Sheet with these activities for even deeper learning ★</p>  <p>Discussion Questions</p>
<p><b>Free Play Activities</b> ★</p> <p><i>ideas in Appendix D</i></p>	<p>Offer your own or some of the easy-to-make, free play activities suggested in Appendix D.</p>



**4. CLOSING CIRCLE TIME** *(End-of-session activities for the last 5-10 minutes of class time)*

 = short & simple lesson plan

<p><b>Transition to Closing Circle</b></p> <p><b>Classroom Song, verse 3</b></p> <p><i>lyrics and sheet music, Appendix A</i></p>	<p><i>Use this song to help the children transition in an orderly fashion. Start singing this song and ask the children to gather with you for Closing Circle Time.</i></p> <p><b>Classroom Song, verse 3</b> <span style="float: right;"><i>DDD NIV Songs 11, track 3</i></span></p> <p>It's time to get ready to go and tell, It's time to get ready to go and tell, Come gather here with me.</p>
<p><b>Closing Circle Time</b></p> <p><b>Classroom Song, verse 4</b></p> <p><i>lyrics and sheet music, Appendix A</i></p>	<p><i>When children are settled in the circle, say:</i></p> <p>"It's almost time for your parents to come pick you up. And do you know what that means? It means.... (draw this out to build anticipation and excitement)...that it's almost time to go home and....it's almost time to...Go and Tell! We have learned some big news about God today. God wants us to take and tell it to the whole world!"</p> <p><b>Classroom Song, verse 4</b> <span style="float: right;"><i>DDD NIV Songs 11, track 4</i></span></p> <p>So what's our big news to go and tell, So what's our big news to go and tell, Can you tell me now?</p>
<p><b>Big News to Tell</b></p> <p><b>Big Question 11</b></p> <p><i>VISUAL AID</i></p> <p></p> <p><i>*found in DDD Unit 11 Visual Aids, NIV Book lyrics and sheet music, Appendix A</i></p> <p><b>Big Question 11, Bible Truth 1</b></p> <p><i>VISUAL AID</i></p> <p></p>	<p>"Let's see....there's so much big news to tell! There's so much we've learned!</p> <p>First of all, can you tell me the answer to our <b>Big Question: "How Can We Be Saved?"</b></p> <p><i>Hold up the Bible Truth Clue Picture.</i></p> <p>Say the answer with me: <b>"It Is God's Free Gift!"</b></p> <p><i>(If desired, you can sing one/both of the Big Question songs.)</i> <span style="float: right;"><i>DDD NIV Songs 11, tracks 12,13</i></span></p> <p>And what's one way He does this? What did we learn? <i>Point to the picture.</i></p> <p><b>When We Tell God Our Sins and Turn Away from Them!</b></p> <p>"And how do I know this is true? Can you tell me?"</p>
<p><b>Big Question 11 Bible Truth 1 Bible Verse</b></p> <p><i>VISUAL AID</i></p> <p></p> <p><i>*found in the DDD Unit 11 Visual Aids, NIV Book</i></p> <p><i>lyrics and sheet music, Appendix A</i></p>	<p>Say it with me: <b>"The Bible tells me so!"</b> That's right!</p> <p>We learned: <b>1 John 1:8-9</b></p> <p>"If we claim to be without sin, we deceive ourselves and truth is not in us. If we confess our sins, he is faithful and just and will forgive us our sins and purify us from all unrighteousness."</p> <p><b>Learn a Little:</b> "If we confess our sins, he will forgive our sins."</p> <p><b>What does that mean?</b></p> <p>This verse reminds us that we are all sinners. We deceive ourselves if we think we are not. But, the good news is, that if we admit we are sinners and confess our sins to God, He is faithful and just and will forgive us our sins and save us through Jesus.</p> <p><i>(If desired, you can sing the Bible verse song.)</i> <span style="float: right;"><i>DDD NIV Songs 11, track 17</i></span></p>

**4. CLOSING CIRCLE TIME, continued**



= follow the stars for a short & simple lesson plan

<p><b>Closing ACTS Prayer Time</b></p> <p><b>ACTS Prayer Chant</b></p> <p><i>lyrics and sheet music, Appendix A</i></p>	<p><i>Let's ask God to help us to remember this and even tell others this good news. Let's get ready and pray our ACTS prayer.</i></p> <p><i>And what does ACTS mean? Let's sing/say our ACTS Prayer Chant!</i></p> <p><b>ACTS Prayer Chant Song</b> <span style="float: right;"><i>DDD NIV Songs 11, tracks 10,11</i></span></p> <p>A, Adoration, God, we praise You!                  C, Confession, Forgive us our sins.                  T, Thanksgiving, Thank You for Jesus,                  S, Supplication, Help us to live like Him.</p> <p style="text-align: right;">That's the ACTS prayer, my friend,                  Bow your head, Close your eyes, Shhh,                  Let's begin.</p>
<p><b>Closing ACTS Prayer</b></p>	<p>"Let's pray!"</p> <p><i>Lead the children in the ACTS prayer for this Bible Truth.</i></p> <p><b>A</b> God, we praise You for being faithful and just, and able to forgive our sins.</p> <p><b>C</b> God, we confess that we are all sinners who need You to save us. We can never be acceptable to You on our own. We need Jesus to save us!</p> <p><b>T</b> Thank You, God, for being willing to forgive all our sins, when we confess them, turn away from them, and trust in Jesus as our Savior.</p> <p><b>S</b> God, work in our hearts. Show us our sins and our need for Jesus to save us. Help us to confess our sins to You and turn away from them. Help us to trust in Jesus as our Savior. Be our Heavenly Father! Make us Your adopted children who love You and whom You will love forever.</p> <p>In Jesus' name we pray, Amen.</p>
<p><b>5. TAKING IT HOME</b> <i>(Take Home Sheet)</i></p>	
<p><b>Clean up and Dismissal</b> </p>	<p>"Now it's time to work together and clean up."  <i>Have the children join you in cleaning up the room.</i></p>
<p><b>Coloring Pages/ Take Home Sheets</b> </p> <p><i>in Appendix C</i></p>	<p><i>Give out the craft/take home sheet and any other papers from the session, as you dismiss children from class.</i></p> <p><i>(Reminder: The back side of the coloring page is the take home sheet for each lesson.)</i></p>
<p><b>Bible Story to Take-Home</b></p> <p><i>in Appendix C</i></p>	<p>You may also want to include a copy of the story along with the take home sheet. (However, each coloring sheet/take home sheet includes a note to parents telling where they can download the story from the Parent Resources section on the website.</p>

**The Case of the Changed Climber***Luke 19:1-9***Story-telling Tips**

Ahead of time:

1. Read the Bible verses and story. Pray!
2. Choose story action cues and prepare storyboard figures/Story Scenes, if using. (In Visual Aids book)
3. Practice telling story with the storyboard figures/Story Scenes, timing your presentation. Shorten, if necessary.

During your presentation:

1. Maintain as much eye contact as possible as you tell the story.
2. Put up storyboard figures/add story action cues/hold up Story Scenes as you tell the story. Allow the children to help you put them on the board, if desired.
3. Include the children in your story with a few questions about what they think will happen or words/concepts that might be new to them.
4. Watch the kids for signs that their attention span has been reached. Shorten, if necessary.

**INTRODUCTION/ LISTENING ASSIGNMENTS**

**"Our story is called: The Case of the Changed Climber. Here is your listening assignment."** Read from Detective Dan's Listening Assignment signs, but questions are summarized below:

**Detective Dan's Lesson #1 Listening Assignment:**

I need to find out:

1. Who was the climber and why did he climb?
2. How did he change?

**Detective Dan's Lesson #2 Listening Assignment:****Our Bible Verse is 1 John 1:8-9**

"If we claim to be without sin, we deceive ourselves and truth is not in us. If we confess our sins, he is faithful and just and will forgive us our sins and purify us from all unrighteousness."

I need to find out:

1. Who wanted to confess his sins and be forgiven by God?
2. Who didn't think he should be forgiven? Who did think he should be forgiven?

**Detective Dan's Lesson #3 Listening Assignment:**

I found six clues, but only 4 of them are in the story.

Our six clues were: a tree, a cow, a bag of money, a king, an umbrella, and yummy food.

Hold each of them up for the children to see as you identify them.

I need to figure out:

1. Which four belong in the story and which two don't?
2. Who confessed their sins to God and was forgiven? Who gave back the money he had stolen?

**Read the assignment questions, THEN SAY,**

"Ok, Deep Down Detectives! Put on your best listening ears and see if you can hear the answers to Detective Dan's questions. When I finish telling the story, we will see if we can answer all the questions."

*Read the Bible Truth story, answer questions, present the gospel and lead in prayer.*

*Answers to questions; the gospel; and, ACTS prayer are included with the story text.*

**The Case of the Changed Climber** *Luke 19:1-9**Story with lines separating paragraphs (text in bold, optional interaction cues in italics)*

**Zacchaeus was a rich, rich, rich man! He could have lots of fine clothes. He could have a big, big house. He could eat all the yummiest foods. He could buy all the nice things he liked. Yes. Zacchaeus could have almost anything he wanted because he was so rich.**

**But even though Zacchaeus could have almost ANYTHING he wanted, and almost ANYTHING money could buy, there was something that Zacchaeus did NOT have. It was something money could NOT buy.**

*What do you think Zacchaeus wanted that money could not buy?*

**Zacchaeus wanted God to forgive his sins.**

**Now, we know that no one deserves God's forgiveness of their sins. We have all disobeyed God. We all deserve His punishment. But to many, Zacchaeus ESPECIALLY didn't deserve to have his sins forgiven.**

**You see, Zacchaeus had chosen to work for Caesar, the big king in Rome. Caesar's soldiers had taken over Israel, the country where Zacchaeus and the other people lived. And one of the big things Caesar wanted from the people in Israel was MONEY. TAX MONEY.**

**The people of Israel hated to give the Roman king tax money, and most of them refused to help him collect it. But not Zacchaeus. Zacchaeus loved money and when the king offered to give him lots of money to collect taxes, Zacchaeus agreed.**

**"Zacchaeus, collect my tax money, and any extra you get, you can keep for yourself," the big, Roman king promised.**

**So, that's what Zacchaeus did. He became the head tax collector in the important city of Jericho. Zacchaeus and his men worked to get lots of money for Caesar and for themselves. Zacchaeus set up a booth along the road outside of Jericho. He stopped everyone along the road and made them pay taxes on their things. "Stop! No one passes by without paying the king's tax," demanded Zacchaeus and his men. They did the same thing to the people of Jericho. Zacchaeus and his men knocked on every door. "Bang, bang, bang! Pay your tax money right now," they ordered everyone.**

**Rich people, poor people. Healthy people, sick people. Everyone was ordered to pay, no matter how hard it was for them. No one wanted to pay. Many couldn't pay. But that didn't stop Zacchaeus. He and his men took soldiers with them to do whatever was needed to make people pay. So, pay they did, the amount Caesar wanted for his taxes, and a lot more that Zacchaeus and his men kept for themselves. Zacchaeus didn't mind if the people were scared. He didn't mind if he took too much money or made their lives sad. He didn't care what happened to anyone else. He only wanted more money for himself.**

**So, that's how Zacchaeus got to be so rich, rich, rich. And that's why people of Jericho and many others, thought Zacchaeus ESPECIALLY didn't deserve God's forgiveness.**

**"How could God forgive someone like Zacchaeus", they exclaimed. "He such a mean old greedy bully. Surely there is no forgiveness for someone like that!"**

*What do you think? Were the people right? Could Zacchaeus ever find God's forgiveness?*

*Story with lines separating paragraphs (text in bold, optional interaction cues in italics)*

**You might think all that money made Zacchaeus happy, and perhaps it did for a while. You see, fine clothes, a big, big house, yummy food, nice things are wonderful to have; but in the end, all those good things are never enough.**

*Why do you think all those good things would never be enough to make Zacchaeus happy?*

**Why? Because God made us to know, love, and obey Him. He, alone, can make us truly happy.**

**And that's why deep down in his heart, Zacchaeus was very UN-happy, even with all that money and those nice things. They would never be enough to satisfy him.**

**What was worse, Zacchaeus knew God's laws, and he knew that he had broken them. He had done many terrible things to the people in his town and the people who passed along the road. He had hurt those people and now they hated him.**

**Zacchaeus knew that he had chosen to turn away from God and His good ways. He had rebelled against God and deserved His punishment. It seemed like there was no way for Zacchaeus to come back to God now. Why, a man who had done such bad things wasn't even allowed to go in the worship house to worship God! How could a man this bad ever find forgiveness from God? Surely, there was no way!**

*Do you think there was no way for a bad man like Zacchaeus to come to God?*

**But there WAS a way to be forgiven. God had made a way through His Son, Jesus, as Zacchaeus found out one day.**

**Jesus and a crowd of people were passing through Jericho on the way to the big city of Jerusalem.**

**"Jesus is coming! Jesus is coming!" the exciting news spread throughout the town. Many gathered along the side of the road to see Jesus, squeezing together until there was no more room. Everyone wanted to hear Jesus teach about God and watch Him do amazing things by God's great power.**

**Zacchaeus tried to join the crowd to see Jesus, too, but no one would make room for him. Zacchaeus stood behind the crowd and tried to look over their heads, but he was such a short, little man that he couldn't see anything. Oh, if someone would just let him through to the front so he could see Jesus, too! But why would people help HIM after all the terrible things he had done?**

**"I must see Jesus! I must see Jesus!" Zacchaeus thought. He would not give up. Up! Why that was it. Zacchaeus had an idea.**

*What do you think Zacchaeus was going to do?*

**Zacchaeus would climb up a tree, then he could see Jesus without anyone getting in his way.**

**So, that's just what Zacchaeus did! He ran down the road, beyond the crowd, and climbed up a big, sycamore tree. Zacchaeus sat on his tree branch and watched as Jesus and the crowd with him came closer and closer and closer. What would happen? Would Jesus see Zacchaeus?**

*Do you think? Would Jesus see Zacchaeus hiding up in that tree?*

*Story with lines separating paragraphs (text in bold, optional interaction cues in italics)*

It would have been so easy for Jesus to miss the short, little man hiding up among the leaves. But Jesus did NOT miss Zacchaeus. Jesus was LOOKING for him. Jesus knew all the terrible things Zacchaeus had done. He knew the sin in Zacchaeus' heart that made him so unhappy and separated him from God. And, Jesus knew that He could bring Zacchaeus the forgiveness from God he longed for.

So, instead of passing by Zacchaeus, Jesus led the crowd of people right up to that tree and stopped. He looked up through the leaves and straight at Zacchaeus.

What would Jesus say to Zacchaeus? What would Jesus DO to Zacchaeus? Zacchaeus was such a bad man and Jesus was so good! Would Jesus say angry things to Zacchaeus for all the bad things he had done? Would Jesus tell him there was no hope for a bad man like him?

*What do you think Jesus would say to Zacchaeus?*

Jesus had GOOD news for Zacchaeus. He had come to bring people like him to God! People who knew they had broken God's laws. Jesus had come to bring them God's forgiveness and to save them from God's punishment, no matter how bad they had been.

So, Jesus looked up at Zacchaeus, and said, "Zacchaeus, hurry and come down, for I must stay at your house today!"

Zacchaeus was shocked and so happy. Good teachers like Jesus never asked to stay at the house of bad men like him, no matter how rich they were. Zacchaeus knew what this meant. Jesus wasn't just asking to stay at his big house to enjoy his nice things and yummy food. Jesus was asking to stay at his house to welcome him back to God.

Oh, what wonderful news! More than all the fine clothes, the big house, the yummy food, and the nice things in the world, Zacchaeus wanted to be welcomed back by God. Oh, how he wanted God to forgive his sins!

Right then and there, God's Holy Spirit did a wonderful thing in Zacchaeus' heart. He helped Zacchaeus turn away from disobeying God and trust in Jesus as his Savior. Zacchaeus was forgiven by God for all the terrible things he had done. God had saved Zacchaeus through Jesus!

The town's people were shocked at Jesus' words and very unhappy!

*Why do you think they weren't happy?*

""How can Jesus stay with such a bad man who's done such terrible things and broken God's laws? Zacchaeus has lied and cheated us. He has shouted at us and hurt us. Zacchaeus has used soldiers to scare us. He's not even allowed in the worship place, he's so bad! A good teacher like Jesus shouldn't have anything to do with Zacchaeus, and He CERTAINLY shouldn't stay at his house!" they grumbled.

Jesus and Zacchaeus knew the people were right. Zacchaeus had been a very bad man. He had done terrible things and broken God's laws. He didn't deserve for Jesus to stay with him.

*Story with lines separating paragraphs (text in bold, optional interaction cues in italics)*

**But Jesus and Zacchaeus knew the people were wrong about something, too. God had worked in Zacchaeus' heart. God had helped Zacchaeus turn away from his old, bad ways, and trust in Jesus as his Savior. God had forgiven Zacchaeus. Zacchaeus was a changed man!**

**Zacchaeus came down from that tree and showed just how changed he was. In front of everyone, he said, "Jesus, I'm going to give half of my money and nice things to poor people. And to the people I cheated, I'll give back everything I took and give them a whole lot more!" he promised.**

**"How amazing!" thought the town's people. "This doesn't sound like the same bad man who lied, cheated, and hurt us. This sounds like a NEW man, who loves God and wants to obey Him," they exclaimed.**

**And that's exactly what happened. God had changed Zacchaeus that day. God had helped him repent of his sins and trust in Jesus as his Savior.**

**Then, Jesus said to Zacchaeus and all the people, "God sent Me to seek and save people lost in their sins. And this is just what's happened today. God has forgiven Zacchaeus and made him one of His people!" Jesus! What a Savior for sinners!**

**Cracking the Case:** (story wrap-up for Listening Assignments)

It's time to see how we did with our Listening Assignment.

**Detective Dan's Lesson 1 Listening Assignment:****1. Who was the climber and why did he climb?**

Zacchaeus was the climber. He climbed up a tree, so he could see Jesus.

**2. How did he change?** Zacchaeus turned away from his sins. He stopped being a mean, greedy cheat. He put his trust in Jesus as his Savior and God forgave his sins and made him one of his people.

**What about You and Me?**

Like Zacchaeus, we All have disobeyed God and deserve his punishment. How sad! But like Zacchaeus, we, too, can confess our sins to God and turn away from them. We can trust in Jesus as our Savior. And if we do, God will forgive our sins and make us one of His people, just like He did for Zacchaeus.

**Detective Dan's Lesson 2 Listening Assignment:****Our Bible Verse is 1 John 1:8-9**

"If we claim to be without sin, we deceive ourselves and truth is not in us. If we confess our sins, he is faithful and just and will forgive us our sins and purify us from all unrighteousness."

**1. Who wanted to confess his sins and be forgiven by God?** Zacchaeus did.

**2. Who didn't think he should be forgiven? Who did think he should be forgiven?** The people in Zacchaeus' town of Jericho didn't think Zacchaeus should be forgiven by God. He was too bad of a man. But Jesus welcomed Zacchaeus to be forgiven by God.

**What about you and me?**

No one is too bad to be forgiven their sins by God. All who turn away from their sins and trust in Jesus as their Savior will be forgiven their sins and saved! God can do this for you and me, too. Ask Him! He loves to answer this prayer.

**Detective Dan's Lesson 3 Listening Assignment:**

Our six clues were: a tree, a cow, a bag of money, a king, an umbrella, and yummy food.

**1. Which four belong in our story?**

The tree, the bag of money, the king and the yummy food belong. The cow and the umbrella do not.

**2. Who confessed their sins to God and was forgiven?****Who gave back the money he had stolen?**

Zacchaeus did.

**For You and Me:**

Like Zacchaeus we are sinners who need to confess our sins to God. Like Zacchaeus, if we do and turn to trust in Jesus as our Savior, God will forgive our sins we can become one of His dearly loved people forever.

**The Gospel** (story wrap-up if NOT using Listening Assignments)**Our Bible Truth is:****How Can We Be Saved?****It Is God's Free Gift...****"When We Tell God Our Sins and Turn Away from Them!**

Not just people like Zacchaeus who do lots of bad things need to be saved. We all do! For we all have chosen to disobey God and we all deserve God's punishment for our sins.

What good news we have, though! God promises to save all who turn away from disobeying Him and trust in Jesus as their Savior, even you and me!

Let's ask God to work in our hearts, just like He worked in Zacchaeus' heart. Let's ask Him to help us to turn away from disobeying Him and trust in Jesus as our Savior, so that we, too, might be saved.

*Close in prayer.*

**Closing ACTS Prayer**

- A** God, we praise You for being faithful and just, and able to forgive our sins.
- C** God, we confess that we are all sinners who need You to save us. We can never be acceptable to You on our own. We need Jesus to save us!
- T** Thank You, God, for being willing to forgive all our sins, when we confess them, turn away from them, and trust in Jesus as our Savior.
- S** God, work in our hearts. Show us our sins and our need for Jesus to save us. Help us to confess our sins to You and turn away from them. Help us to trust in Jesus as our Savior. Be our Heavenly Father! Make us Your adopted children who love You and whom You will love forever. In Jesus' name we pray, Amen.

**Go to Lesson Plan, p.9 for the script to the rest of the lesson.**



# Deep Down Discussion Sheet

use with all THREE lessons

Use with all  
response activities  
for deeper learning



P.1

Questions to aid discussion of the key concepts and for use in games

Be familiar with these questions and answers. Look for opportunities to ask questions and discuss their answers, such as while the children work on their coloring pages, as part of their response games, or during play time. Remember: your goal isn't to ask all these questions or only talk to the children about these things. It is to be deliberate in having good conversations with them, however much or little you have.

<p><b>BIG QUESTION</b></p> <p><b>Meaning</b></p> <p><b>Discussion Questions</b></p>	<p>How Can We Be Saved? It Is God's Free Gift!</p> <p>We all have disobeyed God. We have all lost the wonderful special closeness with God that He meant for us to have with Him. No matter how hard we try, we can't ever be good enough to win back special closeness with God. No, we can't save ourselves, but God can. That's why He sent Jesus: to save us as a free gift from Him. Anyone who turns away from their sins and trusts in Jesus as their Savior, will receive His forgiveness. They will become His people, who know Him in their hearts by His Holy Spirit. And one day, God will take them to live with Him forever. This is the free gift God offers to you and me. God is so kind to us!</p> <p><i>choose a few</i></p> <ol style="list-style-type: none"> <li>1. How can we be saved? <i>It is God's free gift.</i></li> <li>2. Who has disobeyed God? <i>We all have.</i></li> <li>3. What happened to the special closeness with God that God created us to have? <i>We lost it because we are sinners.</i></li> <li>4. Can we ever be good enough to win back special closeness with God? <i>No, we cannot.</i></li> <li>5. Who did God send as a free gift to save us? <i>Jesus.</i></li> <li>6. What must we do to receive God's free gift of salvation? <i>Turn away from our sins and trust in Jesus as our Savior.</i></li> <li>7. What does God promise to all who do this? <i>Forgive their sins, and make Him their people. They will know them in their hearts now, by His Holy Spirit. Then, after their bodies die, He will bring them to live with Him, happy forever!</i></li> </ol>
<p><b>BIBLE TRUTH</b></p> <p><b>Meaning</b></p> <p><b>Discussion Questions</b></p>	<p>It Is God's Free Gift...When We Tell God Our Sins and Turn Away from Them!</p> <p>We are all sinners who disobey God. We hear God's laws from the Bible and we know that we have broken them. We hear how we are supposed to love God and His good ways, and we know that we do not. We hear about God's punishment for sin, and we know that we deserve it. But God is so merciful! He has provided a way to save us from His punishment. How? God wants us to tell (confess) our sins to Him and ask for His forgiveness through His Son, Jesus, who died on the cross to take the punishment for the sins of God's people. And, God wants us to turn away from a life of disobeying Him and ask Him to help us to live for Him instead (that's what it means to repent of our sins.) If we do these things, God promises to forgive our sins and make us His very own people. We will get to know Him in our hearts by His Holy Spirit now. And one day, when we die, we will go to live perfectly happily with Him forever.</p> <p><i>choose a few</i></p> <ol style="list-style-type: none"> <li>1. Who are sinners? <i>We all are.</i></li> <li>2. When we hear God's laws, what do we know? <i>That we have broken them.</i></li> <li>3. When we hear we are supposed to love God and His good ways, what do we know? <i>That we do not love Him or His good ways as we should.</i></li> <li>4. When we hear about God's punishment for sin what do we know? <i>That we deserve it.</i></li> <li>5. Does God want us to have His punishment for sin? <i>No, He does not. He wants to save us.</i></li> <li>6. How can we be saved? <i>By telling Him our sins, turning away from wanting to disobey Him; and trusting in Jesus as our Savior.</i></li> <li>7. What does God promise to do when we trust Jesus as our Savior? <i>Forgive our sins, make us His very own people, who know Him now in their hearts, and one day go to live with Him forever.</i></li> </ol>

**Deep Down Discussion Sheet**

use with all THREE lessons

**P.2**

*Questions to aid discussion of the key concepts and for use in games*

<p><b>THE GOSPEL</b></p>	<p><i>What is God's good news for you and me? The gospel! How Can We Be Saved? It Is His Free Gift... When We Tell God Our Sins and Turn Away from Them. We all have chosen to disobey God and His good laws. We deserve His punishment, not His love. But God is so merciful that He made the way for us to be saved from our sins and become His people as His free gift. How? Through Jesus, His Son. Jesus lived a perfect life; then, on the cross, He gave it as the full payment for the sins of God's people. On the third day, Jesus rose from the dead. He had beaten sin and death for God's people. Now, we can receive God's free gift of salvation when we tell God our sins, turn away from them, and trust in Jesus as our Savior. Ask Him to help you. He loves to do this!</i></p>
<p><b>BIBLE TRUTH BIBLE VERSE</b></p> <p><b>Meaning</b></p> <p><b>Discussion Questions</b> <i>(choose a few)</i></p>	<p>"If we claim to be without sin, we deceive ourselves and truth is not in us. If we confess our sins, he is faithful and just and will forgive us our sins and purify us from all unrighteousness." --1 John 1:8-9</p> <p><b>Learn a Little:</b> "If we confess our sins, he will forgive our sins."</p> <p>This verse reminds us that we are all sinners. We deceive ourselves if we think we are not. But, the good news is, that if we admit we are sinners and confess our sins to God, He is faithful and just and will forgive us our sins and save us through Jesus.</p> <ol style="list-style-type: none"> <li>1. If we claim we are without sin, who do we deceive (who are we fooling)? <i>Ourselves.</i></li> <li>2. Who is faithful to forgive our sins, if we confess them to Him? <i>God is.</i></li> <li>3. What does God purify us from when we confess our sins to Him? <i>All unrighteousness. That means He treats us as if we have never disobeyed Him.</i></li> <li>4. What do we need to do for God to forgive our sins? <i>We need to confess our sins to God, telling Him that we know that we have disobeyed Him and deserve His punishment. We need to turn away from our sins and trust in Jesus as our Savior. God promises to forgive the sins of all who do!</i></li> </ol>
<p><b>BIBLE STORY</b></p> <p><b>Discussion Questions</b></p>	<p><b>The Case of the Changed Climber</b> <i>choose a few</i></p> <ol style="list-style-type: none"> <li>1. What did Zacchaeus have? <i>Just about everything that money could buy.</i></li> <li>2. What did Zacchaeus want that money couldn't buy? <i>He wanted God's forgiveness.</i></li> <li>3. What kinds of bad things did Zacchaeus do to get all his money? <i>Good food, a nice house, beautiful clothes, and just about whatever else he wanted.</i></li> <li>4. What special place was Zacchaeus not allowed to go to because of the bad things he did? <i>The place to worship God.</i></li> <li>5. Why did Zacchaeus climb the tree? <i>He was too short to see Jesus, and no one would make a place for him along the road.</i></li> <li>6. What did Jesus tell Zacchaeus to do? <i>To come down from the tree and take Him to his house to be his guest.</i></li> <li>7. What did Jesus offer Zacchaeus? <i>Forgiveness from his sins.</i></li> <li>8. What did Zacchaeus do that showed that he really had turned away from his sins and trusted in Jesus as his Savior? <i>He promised to pay back all the people whose money he had wrongly taken.</i></li> <li>9. Who worked in Zacchaeus' heart so that he would be changed? <i>The Holy Spirit.</i></li> <li>10. How can we have God's forgiveness for our sins? <i>By turning away from our sins and trusting in Jesus as our Savior.</i></li> </ol>