


# **DEEP DOWN DETECTIVES**



**Unit 14 Visual Aids, NIV  
The God Who Delights  
in Our Prayers**

**(with Large Format Storyboard Pictures)**



Curriculum for preschool and elementary age children,  
training tools, music and other resources  
are available for download or to order at:  
[www.praisefactory.org](http://www.praisefactory.org)

© 2015 Praise Factory Media all rights reserved. May be reproduced by licensed user for classroom purposes only.

This and many other resources are available online at [www.praisefactory.org](http://www.praisefactory.org)

Scripture quotations marked (NIV) are taken from the Holy Bible, New International Version®, NIV®, Copyright © 1973, 1978, 1984 by Biblica, Inc.™ Used by permission of Zondervan. All rights reserved worldwide.[www.zondervan.com](http://www.zondervan.com)

Scripture quotations marked (ESV) are from The Holy Bible, English Standard Version® (ESV®), copyright © 2001 by Crossway, a publishing ministry of Good News Publishers. Used by permission. All rights reserved.

Scripture quotations marked HCSB are taken from the Holman Christian Standard Bible®, Copyright © 1999, 2000, 2002, 2003, 2009 by Holman Bible Publishers. Used by permission. Holman Christian Standard Bible®, Holman CSB®, and HCSB® are federally registered trademarks of Holman Bible Publishers.

# Table of Contents

<b>About the Deep Down Detectives Visual Aids with Large Format Storyboard Pictures</b>	<b>5</b>
<b>More about the Deep Down Detective Resources</b>	<b>6</b>
<b>Unit 14: The God Who Delights in Our Prayers</b>	
<b>How Does God Want Us to Pray? Every Night and Day...</b>	
<b>Bible Truth 1: He Wants Us to Praise Him</b>	<b>7</b>
Story	9
Big Question and Answer Sign	15
Unit 14 All Bible Truths Sign	17
Bible Truth 1 Concept Sign	19
Bible Verse Sign	21
Detective Dan's Listening Assignment #1	23
Detective Dan's Listening Assignment #2	25
Detective Dan's Listening Assignment #3	27
Storyboard Pictures	35
<b>Bible Truth 2: He Wants Us to Confess Our Sins to Him</b>	<b>87</b>
Story	89
Big Question and Answer Sign	95
Unit 14 All Bible Truths Sign	97
Bible Truth 2 Concept Sign	99
Bible Verse Sign	101
Detective Dan's Listening Assignment #1	103
Detective Dan's Listening Assignment #2	105
Detective Dan's Listening Assignment #3	107
Storyboard Pictures	115
<b>Bible Truth 3: He Wants Us to Thank Him</b>	<b>165</b>
Story	167
Big Question and Answer Sign	173
Unit 14 All Bible Truths Sign	175
Bible Truth 3 Concept Sign	177
Bible Verse Sign	179
Detective Dan's Listening Assignment #1	181
Detective Dan's Listening Assignment #2	183
Detective Dan's Listening Assignment #3	185
Storyboard Pictures	193

## Table of Contents, continued

<b>Bible Truth 4: He Wants Us to Ask Him to Do Great Things</b>	<b>243</b>
Story	245
Big Question and Answer Sign	251
Unit 14 All Bible Truths Sign	253
Bible Truth 4 Concept Sign	255
Bible Verse Sign	257
Detective Dan's Listening Assignment #1	259
Detective Dan's Listening Assignment #2	261
Detective Dan's Listening Assignment #3	263
Storyboard Pictures	271
<b>Other Visual Aids</b>	<b>317</b>
Making a Big Question Box/Briefcase	318
Making a Flannelgraph Storyboard	319
Making Durable Storyboard Pictures	319
Making the Deep Down Detectives Bible Folder	319
Deep Down Detectives Bible Folder Picture Front Cover	320
Deep Down Detectives Bible Folder Picture Back Cover	321
	323

## About Deep Down Detectives Visual Aids and Large Format Storyboard Pictures

### How Are They Used?



The Deep Down Detectives Visual Aids and Large Format Storyboard Pictures are companion resources to be used alongside the Deep Down Detectives Core Curriculum for each unit. These colorful pictures are used in presenting the key concepts, telling the Bible stories, and, in playing the Bible Story Review games. The storyboard pictures in this book are for flannelgraph boards at least 36" x 48." (Choose Visual Aids with Small Format Storyboard Pictures for smaller boards.)


### What Do They Include?



**There are six, different resources included in this book:**


- 1. Key Concept Visual Aids**-- colorful signs of the Big Question and Answer, the Bible Truths taught in each unit, the Bible verses, and the Listening Assignments used with the curriculum for each Bible Truth taught in the unit.
- 2. The Storyboard Picture Key**--a who's who of the pictures in thumbnail size.
- 3. Storyboard Suggested Picture Placement** page--how you can place your pictures up on your storyboard that works well with the story.
- 4. The Storyboard Pictures, themselves.** Notice that each picture is identified on the back for easy reference.
- 5. Directions** for how to make a homemade flannelgraph storyboard and sturdy storyboard pictures.
- 6. Directions** for making the Deep Down Detectives "Bible" Folder and the **back/front images** to paste in place when making it. (Larger back/front images are found online with the curriculum.)

### Ready, Set, Rip It Out!



This book is meant to be ripped up and made into your visual aid. The key concept signs can be cut out and laminated or slipped into sheet protectors. Cut out around the storyboard images and ideally, laminate these. Some of the biggest pictures actually need to be stuck together, before laminating.

### Store It!



Deep Down Detectives is a curriculum that can be used over and over. Store your visual aids and storyboard pictures after using them and they will serve you for many years. We store ours in manilla envelopes and then put them (along with all the rest of the curriculum) in magazine files, labeled by unit. If you have multiple classes using the curriculum, store each set of resources in separate manilla envelopes. This will make prep much simpler, second time around.

### Replacement Storyboard Pictures



You can always purchase this book again or simply go online to the [praisefactory.org](http://praisefactory.org) website (Deep Down Detectives section) and print out any pictures that go missing.

## Deep Down Detective Curriculum Resources

These Deep Down Detectives resources are available as free, digital downloads at [praisefactory.org](http://praisefactory.org), or for purchase as hard copies through [amazon.com](http://amazon.com).

### About Deep Down Detectives Visual Aids (with Large Format Storyboard Pictures)

#### **Deep Down Detectives Visual Aids, ESV/NIV (with Large Format Storyboard Pictures) for each unit**

This resource provides large, colorful signs of the key concepts used in the unit. It also provides colorful storyboard (flannelgraph) pictures to cut out and use as you tell each story. These storyboard pictures are for use with storyboards at least 36" x 48" in size.

### Other Deep Down Detectives Resources

There are four other companion resources for each of the sixteen Deep Down Detectives units:

#### **Deep Down Detectives Core Curriculum Book, ESV/NIV for each unit**

The Deep Down Detectives Core Curriculum book contains the curriculum introduction, the lesson plans, stories, music, activities and take home sheets for each Bible Truth in a unit.

#### **Deep Down Detectives Small Format Visual Aids, ESV/NIV (Small Format Storyboard Pictures) for each unit**

This resource provides large, colorful signs of the key concepts used in the unit. It also provides colorful storyboard (flannelgraph) pictures to cut out and use as you tell each story. These storyboard pictures are for use with storyboards at least 24" x 36" in size.

#### **Deep Down Detectives Visual Aids with Story Scenes, ESV/NIV for each unit**

This resource provides large, colorful signs of the key concepts used in the unit. It also provides easy-to-use colorful scenes that you hold up in sequence as you tell the story. The story text for each scene is printed on the back of each scene. There are ten scenes per story.

#### **Deep Down Detectives Fundamentals, ESV/NIV for each unit**

This resource provides the key concepts, the story and small versions of the Story Scene pictures, discussion questions and five activity sheets. No lesson plan. Just the core truths. This is a great, basic resource for use at home or informal teaching situations.

All of these materials may be photocopied for non-commercial church, classroom or school use by licensed users.

### Other Resources in the Praise Factory Family of Curriculum

Deep Down Detectives is the second in a family of three, inter-related curriculums:

- Hide 'n' Seek Kids (focus group: ages 2-4; adaptable range: ages 2-pre-K 5's)
- Deep Down Detectives (focus group: ages 4--6's; adaptable range: ages 3-2nd grade)
- PFI: (focus group: grades K-5th grade; adaptable range: pre-K 5's-6th grade)

Each curriculum teaches the same biblical themes, but are presented in greater depth as the children grow and develop. Together, the curriculums work like an expanding spiral of truth that returns to reinforce the same truths with each curriculum, yet leading the children to deeper understanding with each step up.

Learn more about these curriculums as well as other resources and ideas for reaching children with the gospel at: [www.praisefactory.org](http://www.praisefactory.org).

# **DEEP DOWN DETECTIVES**



**Unit 14,  
Bible Truth 1  
Visual Aids  
and  
Large Format Storyboard Pictures**

## About Deep Down Detectives Visual Aids and Large Format Storyboard Pictures

### How Are They Used?



The Deep Down Detectives Visual Aids and Large Format Storyboard Pictures are companion resources to be used alongside the Deep Down Detectives Core Curriculum for each unit. These colorful pictures are used in presenting the key concepts, telling the Bible stories, and, in playing the Bible Story Review games. The storyboard pictures in this book are for flannelgraph boards at least 36" x 48." (Choose Visual Aids with Small Format Storyboard Pictures for smaller boards.)


### What Do They Include?



**There are six, different resources included in this book:**

- 1. Key Concept Visual Aids**-- colorful signs of the Big Question and Answer, the Bible Truths taught in each unit, the Bible verses, and the Listening Assignments used with the curriculum for each Bible Truth taught in the unit.
- 2. The Storyboard Picture Key**-- a who's who of the pictures in thumbnail size.
- 3. Storyboard Suggested Picture Placement** page--how you can place your pictures up on your storyboard that works well with the story.
- 4. The Storyboard Pictures, themselves.** Notice that each picture is identified on the back for easy reference.
- 5. Directions** for how to make a homemade flannelgraph storyboard and sturdy storyboard pictures.
- 6. Directions** for making the Deep Down Detectives "Bible" Folder and the **back/front images** to paste in place when making it. (Larger back/front images are found online with the curriculum.)

### Ready, Set, Rip It Out!



This book is meant to be ripped up and made into your visual aid. The key concept signs can be cut out and laminated or slipped into sheet protectors. Cut out around the storyboard images and ideally, laminate these. Some of the biggest pictures actually need to be stuck together, before laminating.

### Store It!



Deep Down Detectives is a curriculum that can be used over and over. Store your visual aids and storyboard pictures after using them and they will serve you for many years. We store ours in manilla envelopes and then put them (along with all the rest of the curriculum) in magazine files, labeled by unit. If you have multiple classes using the curriculum, store each set of resources in separate manilla envelopes. This will make prep much simpler, second time around.

### Replacement Storyboard Pictures



You can always purchase this book again or simply go online to the [praisefactory.org](http://praisefactory.org) website (Deep Down Detectives section) and print out any pictures that go missing.



**The Case of the Middle of the Mess***2 Chronicles 19-20***Story-telling Tips**

Ahead of time:

1. Read the Bible verses and story. Pray!
2. Choose story action cues and prepare storyboard figures/Story Scenes, if using. (In Visual Aids book)
3. Practice telling story with the storyboard figures/Story Scenes, timing your presentation. Shorten, if necessary.

During your presentation:

1. Maintain as much eye contact as possible as you tell the story.
2. Put up storyboard figures/add story action cues/hold up Story Scenes as you tell the story. Allow the children to help you put them on the board, if desired.
3. Include the children in your story with a few questions about what they think will happen or words/concepts that might be new to them.
4. Watch the kids for signs that their attention span has been reached. Shorten, if necessary.

**INTRODUCTION/ LISTENING ASSIGNMENTS**

**“Our story is called: The Case of the Middle of the Mess. Here is your listening assignment... ”** *Read the assignment for your lesson using Detective Dan’s Listening Assignment sign or the text below:*

**Detective Dan’s Lesson #1 Listening Assignment:**

I need to find out:

- 1. Who was stuck in the middle between strong enemies? What (trouble) mess were they in?**
- 2. Who got them out of the mess and how did He do it?**

**Detective Dan’s Lesson #2 Listening Assignment:****Our Bible Verse is: Deuteronomy 32:3-4**

“I will proclaim the name of the Lord. Oh, praise the greatness of our God! He is the Rock, his works are perfect, and all his ways are just. A faithful God who does no wrong, upright and just is he.”

I need to find out:

- 1. Who proclaimed the greatness of the LORD?**
- 2. What did he do that was so great?**

**Detective Dan’s Lesson #3 Listening Assignment:**

I found six clues, but only 4 of them are in the story.

They are: a rabbit, an enemy, a pitcher, the Temple, a song of praise, and a praying king.

*Hold each of them up for the children to see as you identify them.*

I need to figure out:

- 1. Which four belong in the story and which two don’t?**
- 2. Who praised the LORD for rescuing them from all of their strong enemies?**

**Read the assignment questions, THEN SAY,**

“Ok, Deep Down Detectives! Put on your best listening ears and see if you can hear the answers to Detective Dan’s questions. When I finish telling the story, we will see if we can answer all the questions.”

*Read the Bible Truth story, answer questions, present the gospel and lead in prayer.**Answers to questions; the gospel; and, ACTS prayer are included with the story text.*

**The Case of the Middle of the Mess** *2 Chronicles 19-20*

*Story with lines separating paragraphs (text in bold, optional interaction cues in italics) Numbers correspond to storyboard pictures and placement upon the storyboard. Always feel free to use less pictures, if it's best for your kids. Simply black out the numbers next to pictures you do not plan to use. All pictures are found in the Visual Aids book. Put BG (background) pictures on storyboard ahead of time. SB pictures (listed below in story text) are added to board as you tell the story. These numbers are also found on the back of each picture. Tip: Stack pictures in numerical before telling story for easy use. Use sticky-back velcro to attach pictures to storyboard felt. Use sticky-tac putty to stick a picture on top of another picture. OR, if using the Story Scenes to tell the story, disregard the storyboard picture references listed below.*

---

**(SB1) Our story is about a king named Jehoshaphat. What a funny-sounding name! Can you say it?**

*Say "Jehoshaphat."*

---

**Well, King Jehoshaphat may have had a funny-sounding name, but let me tell you, he had to face some very scary things that were not funny at all!**

**You see, Jehoshaphat was king in the little land of Israel (point to Jerusalem/Israel) which was surrounded by lots of powerful enemies! (SB2) There were the Syrians up in the mountains to the north. (SB3) And the Philistines next to the sea in the west. And in the mountains to the east, there were THREE MORE powerful enemies: (SB4) the Ammonites, (SB5) Moabites and (SB6) the Meunites. Now that's a lot of enemies!**

*Can you count how many enemies that is? One, two, three, four, five!*

**And what did all these enemies want? They all wanted the same thing: the little land of Israel, where King Jehoshaphat and the people of Israel lived.**

---

**Did King Jehoshaphat and the people of Israel want their enemies to have their land?**

*What do you think?*

**No, they certainly did not, and for some very good reasons.**

**THIS was the special land that the LORD had given the people of Israel to live in. (SB7) THIS was the place where the Temple was-- the LORD's special worship place. There was no other place in the whole world like Israel. THIS was the place where people could come praise the LORD, learn His Word, and live happily by His good laws.**

---

**If these enemies came in and took the land, everything would change. Not only would their enemies get rid of King Jehoshaphat and all the people of Israel, but (SB8) they would also get rid of the Temple and the Bible, God's Word, too. They had fake gods they worshiped. They would most certainly stop worshiping the LORD and obeying His Word.**

**King Jehoshaphat knew this. (SB9) He loved the LORD very much. He wanted the land of Israel to stay a place where people worshiped the LORD, learned the Bible, and happily obeyed His laws. So you can see, it would be a very, very, VERY bad thing for these enemies to come and take the land of Israel. And, you can see why King Jehoshaphat, the king with the very funny-sounding name, had to face something that was not funny at all.**

---

**(SB10) One day, King Jehoshaphat received some awful news. "King Jehoshaphat! King Jehoshaphat! The three, powerful enemies in the east mountains have all joined together!" they exclaimed. "They are planning to attack us and take our land!" they told him. "Oh, king! There are so many of them and so few of us. They know we can't beat them! They are so sure they will win that they are coming with their bags packed. They plan to move in right away!" the messengers said.**

*Story with lines separating paragraphs (text in bold, optional interaction cues in italics)*

**This really was bad, bad news! King Jehoshaphat was afraid. What could he do? He knew that his people weren't strong enough to fight off all these big enemies.**

**But, even though he was afraid, and, even though he knew that he and the people of Israel weren't strong enough to fight off all these enemies, King Jehoshaphat DID know who WAS strong enough. Do you know who? I bet you can guess.**

*Who do you think it was?*

**It was the LORD! HE was strong enough to fight off even the strongest enemies!**

**(SB11) So, as scared as King Jehoshaphat was, he gathered all the people together in Jerusalem at the Temple, the LORD's special worship place. And there, he led them in praising the LORD: "LORD, You are God in heaven. You rule over everyone, even all of our enemies. You are so powerful that no one can beat You!" he exclaimed.**

**Then King Jehoshaphat prayed: "LORD, You gave us this land, and now our now our enemies want to take it away. We can't beat them. They are too powerful for us. We don't know what to do, but our eyes are on You. Please help us!" he pleaded. Would the LORD hear their prayers? Would He help them?**

*What do you think?*

**Yes, indeed! (SB12) The LORD heard their prayers and answered them through Jahaziel, a teacher of God's Word. "Listen, King Jehoshaphat and people of Israel! The LORD says to you: Don't be afraid or worried about all these enemies. The battle is Mine, not yours. I will fight it for you. Go out and face your enemies tomorrow. Have faith in Me and watch Me save you," the LORD promised.**

**(SB13) How happy were King Jehoshaphat and the people of Israel! They bowed down before the LORD. As they worshiped Him with their faces to the ground, the teachers of God's Word stood up, raised their hands, and praised the LORD with a very LOUD VOICE!**

**(SB14) The people of Israel went out early the next morning to face their enemies. (SB15) Oh, what a lot of enemies there were! All were fierce and all were ready to fight. (SB16) They came with all of their packed things. They were sure they would beat the soldiers of Israel and make Israel their new home that very day!**

**But King Jehoshaphat and the people stood firm. (SB17) "Believe in the LORD," King Jehoshaphat told the people. "Teachers of God's Word, walk in front of our soldiers. Sing and praise the LORD," he ordered them.**

**Everyone did just what King Jehoshaphat told them to do. (SB18, SB19) The teachers stepped out first and faced the enemies. The soldiers came and stood behind them. "Give thanks to the LORD for He is faithful. His love never stops," the teachers praised the LORD in their songs.**

**And as they sang, the LORD kept His promise. (SB20) He caused the enemies to turn on each other and fight until they were all gone. The LORD had fought the battle and WON!**

**Then, how King Jehoshaphat and all the people rejoiced! How they praised the LORD! Their enemies were gone! Their land was safe! They didn't have to be afraid anymore! And best of all, Israel would still be the place where people could praise the LORD, learn His Word, and live happily by His good laws.**

**(SB21) Once more King Jehoshaphat, the people, and the teachers of God's Word gathered together to praise the LORD. With harps, trumpets, and lyres they went back to the Temple and sang their joyful praises to the LORD. He was the great, one true God. He had rescued them from their strong enemies!**

**Cracking the Case:** (story wrap-up for Listening Assignments)

It's time to see how we did with our Listening Assignment.

**Detective Dan's Lesson 1 Listening Assignment:**

**1. Who was stuck in the middle between strong enemies? What (trouble) mess were they in?** King Jehoshaphat and the people of Israel. Their strong enemies were planning to take their land and live in it, themselves.

**2. Who got them out of the mess and how did He do it?** The LORD got them out of the mess. He fought for them. He got rid of their enemies and rescued them.

**For You and Me:**

King Jehoshaphat and the people praised the Lord for rescuing them! He is the great God who does even impossible things to rescue His people. Even greater than the rescue in our story today, is how God rescues us through His Son, Jesus. He sent Jesus to suffer and die on the cross to save all who turn away from their sins and trust in Him as their Savior. On the third day, Jesus rose from the dead in victory. God can rescue us from our sins, too. Ask Him to help you become one of His people. He loves to help us do this!

**Detective Dan's Lesson 2 Listening Assignment:****Our Bible Verse is: Deuteronomy 32:3-4**

"I will proclaim the name of the Lord. Oh, praise the greatness of our God! He is the Rock, his works are perfect, and all his ways are just. A faithful God who does no wrong, upright and just is he."

I need to find out:

**1. Who proclaimed the greatness of the LORD?** King Jehoshaphat and the people of Israel.

**2. What did He do that was so great?** He fought against their enemies, Himself, and got rid of them.

**For You and Me:**

King Jehoshaphat and the people praised the Lord for rescuing them! He is the great God who does even impossible things to rescue His people. Even greater than the rescue in our story today, is how God rescues us through His Son, Jesus. He sent Jesus to suffer and die on the cross to save all who turn away from their sins and trust in Him as their Savior. On the third day, Jesus rose from the dead in victory. God can rescue us from our sins, too. Ask Him to help you become one of His people. He loves to help us do this!

**Detective Dan's Lesson 3 Listening Assignment:**

Our six clues were: a rabbit, an enemy, a pitcher, the Temple, a song of praise, and a praying king.

**1. Which four belong in our story?**

The enemy, Temple, song of praise and the praying king belong. The rabbit and the pitcher do not.

**2. Who praised the LORD for rescuing them from all of their strong enemies?** King Jehoshaphat and all of the people of Israel with him.

**For You and Me:**

King Jehoshaphat and the people praised the Lord for rescuing them! He is the great God who does even impossible things to rescue His people. Even greater than the rescue in our story today, is how God rescues us through His Son, Jesus. He sent Jesus to suffer and die on the cross to save all who turn away from their sins and trust in Him as their Savior. On the third day, Jesus rose from the dead in victory. God can rescue us from our sins, too. Ask Him to help you become one of His people. He loves to help us do this!

**The Gospel** (story wrap-up if NOT using Listening Assignments)**Our Bible Truth is:****How Does God Want Us to Pray?****Every Night and Day...****He Wants Us to Praise Him!**

How does God want us to pray? Every night and day... He wants us to praise Him. There are many things God's people can praise Him for being, but the greatest one is for being their Savior.

God's people praise Him for sending Jesus to die on the cross and pay the punishment for their sins. They praise Him for working in their hearts and helping them turn away from their sins and trust in Jesus as their Savior.

If we turn away from our sins and trust in Jesus as our Savior, God will forgive us and save us. Then, we, too, will be able to join all of God's people in praising God as our great Savior.

*Close in prayer.*

**Closing ACTS Prayer**


- A** We praise You, God. You are the great, one, true God, yet You invite us to talk to You. How amazing!
- C** God, You alone are God, and how very good You are! Yet, we so often do not praise You as You deserve. We forget who You are and what You have done. Too often, we think more about ourselves than You. We need a Savior!
- T** Thank You, God, for always deserving our praise! You never change! You treat us so much better than we could ever deserve! You are so patient with us! You give us so many reasons to praise You every day.
- S** God, work in our hearts. Help us to turn away from our sins and trust in Jesus as our Savior. Help us to praise You throughout the day. Fill our hearts with love for You. Help us live our lives for You so that others can see how good You are and will want to praise You, too.

In Jesus' name, we pray, Amen.

***Go to Lesson Plan, p.9 for the script to the rest of the lesson.***



# How does God want us to pray?



ANSWER:

## Every night and day... all the time!

VISUAL  
AID

#1

take out



of BQB

DDD 14 Big Question and Answer Sign

# The Big Question

*Hold up the Big Question sign for all the children to see,  
and say:*

The Big Question we are investigating today is  
Big Question Number 14:

## How Does God Want Us to Pray?

and the Answer is:  
**Every Night and Day...**

### Meaning:

Prayer is talking and listening to God. It's how God's people enjoy more of the special closeness they have with Him. It is a little bit like the forever happiness they will have with God when they live with Him in heaven.

God's people pray to God every night and day...and many times in between. There is so much to talk to Him about and God always wants to listen!

God's people tell God how wonderful He is. They say sorry for how they have disobeyed Him. They thank Him for all He's done for them and others. They ask Him to do great things. God's people want to stay close to God because He is the most wonderful person that anyone can ever know.

Let's sing our Big Question Song:"

# Big Q & A H Song

*DDD NIV Songs 14, track 12*


*(adapted version of "Old MacDonald Had a Farm")*

How does God want us to pray?  
Ev'ry night and day!  
How does God want us to pray?  
Ev'ry night and day!  
Ev'ry night, ev'ry day,  
Ev'ry night, ev'ry day,  
Ev'ry night and day!  
How does God want us to pray?  
Ev'ry night and day!



# BIG QUESTION 14: Four truths about how we can pray

1. I PRAISE YOU, GOD!



3.

THANK YOU, GOD!




4.

PLEASE, GOD!



2. SORRY, GOD!

2.



Visual Aid

#2



of BQB

## **This Unit's Bible Truths**

"Every Night and Day!" is a good beginning, but there's so more to learn. So it's time for us to dig down even deeper for more answers to our Big Question about God. We're going to be learning FOUR Bible truths that all tell us more about how God wants us to pray.

Who would like to hand me the picture with our four Bible truths on it? It's in the Big Question Box/Briefcase."

*Choose a child to get it and hand it to you, then hold it up and show them the pictures of the four truths they will be learning.*

*After everyone has had a good look say...*

"Ok, now let's look at our Bible Truth Clue sign and see if we can figure out which of these four truths we will be learning about today. Who would like to get it out of the Big Question Briefcase for me?"

*Choose a child to open the briefcase, take out the Bible Truth Clue sign and hand it to you.*

CAN YOU GUESS BIBLE TRUTH I:

How Does God  
Want Us to Pray?  
Every Night and  
Day...

He wants us to  
???? Him!

HINT: This word means telling  
someone how wonderful they are.  
This word starts with the  
letter "p" and it rhymes with "raise."



ANSWER:

God ALONE sustains His people!

Visual  
Aid

take out



#3

of BQB

# Revealing the Bible Truth We Are Learning

*Hold up the front side for the children to see. Cover up the answer, written along the bottom, and say:*

**“How Does God Want Us to Pray?  
Every Night and Day...  
He Wants Us to ???? Him!”**

We’re missing one word. Here’s the hint to what the missing word is. It says: “This word means telling someone how wonderful they are. This word starts with the letter “P” and it rhymes with “raise.”

Can you guess? It’s “Praise.”

So the Bible Truth we are learning today is:

*(uncover answer from bottom of sign, show it to them and say:)*

**“How Does God Want Us to Pray?  
Every Night and Day...  
He Wants Us to PRAISE Him!”**

And here is what this Bible Truth means:

*(read the meaning off of the back of the sign, say:)*

Prayer is talking to God and listening to Him. Prayer is a little taste of the forever happiness God’s people will have with Him in heaven.

God’s people praise God when they pray. They think about what God is like and they tell Him how wonderful He is. God’s people praise Him for being their Maker. They praise Him for being all-powerful and all-loving. They praise Him for knowing everything and using all their sadnesses for good. They praise Him for being holy. Most of all, they praise Him for being their Savior. In heaven, God’s people will praise God forever and ever. They will never run out of ways to praise Him.

We can be God’s people when we turn away from our sins and trust in Jesus as our Savior. God wants us to praise Him, too!



Visual Aid #4

Place verse in



take out



**“I will proclaim the name of the Lord. Oh, praise the greatness of our God!  
He is the Rock, his works are perfect, and all his ways are just.  
A faithful God who does no wrong, upright and just is he.” Deuteronomy 32:3-4**

## Bible Truth | Bible Verse

*Remove the Bible Verse Picture from the "Bible" folder and hold it up for all the children to see, then say:*

Deuteronomy 32:3-4 tells us:

### **Deuteronomy 32:3-4**

"I will proclaim the name of the Lord. Oh, praise the greatness of our God! He is the Rock, his works are perfect, and all his ways are just. A faithful God who does no wrong, upright and just is he."

**Learn a Little:** "Praise the greatness of our God!"

### **What does that mean?**

Each day the LORD displays His wonderful ways and perfect care of His people. He is the LORD—the I Am Who I Am, who is eternal, like no one else, and the source and sustainer of life. He is like a Rock they can always depend on. They have nothing but praise for His name.

"Now it's time to do a bit more deep down investigating. Let's see what Detective Dan wants us to help him figure out. Would someone like to get it out for me?"

"We've said our Bible verse, now let's sing it!"

"We've said our Bible verse, now let's sing it!"

## I Will Proclaim:

### **Deuteronomy 32:3-4**

*DDD NIV Songs 14, track 17*

I will proclaim the name of the LORD,  
Oh, praise the greatness of our God!  
I will proclaim the name of the LORD,  
Oh, praise the greatness of our God!  
He is the Rock! (He's the rock!)  
His works are perfect! (His works are perfect!)  
His ways are just! (His ways are just!)  
A faithful God who does no wrong.  
A faithful God who does no wrong.  
Upright and just is He.  
Upright and just is He.  
Deuteronomy Thirty-two, three and four.

"Now it's time to do a bit more deep down investigating. Let's see what Detective Dan wants us to help him figure out. Would someone like to get it out for me?"


take out



Place in




Visual Aid



# Detective Dan's Listening Assignment #1

# Detective Dan's

## Listening Assignment #1



Hi, Deep Down Detectives!

I'm working on a brand-new case called:

“The Case of the Middle of the Mess.”

I need to find out:

1. Who was stuck in the middle between strong enemies? What (trouble) mess were they in? AND
2. Who got them out of the mess and how did He do it?

Can you help me? Listen carefully to the story and you might just hear the answers!

Thanks!

Detective Dan

***Then say,*** “Ok, Deep Down Detectives! Put on your best listening ears and see if you can hear the answers to Detective Dan’s questions. When I finish telling the story, we will see if we can answer all of his questions.”

*Read the Bible Truth story, putting up the storyboard pictures as you tell it.*

*At the end of the story, repeat the questions and lead the children in answering them. Present the gospel and close in prayer.*

\*Answers to assignment questions, the gospel and ACTS prayer are also included at the end of the story text.\*

Answers:

1. **Who was stuck in the middle between strong enemies? What (trouble) mess were they in?** King Jehoshaphat and the people of Israel. Their strong enemies were planning to take their land and live in it, themselves.
2. **Who got them out of the mess and how did He do it?** The LORD got them out of the mess. He fought for them. He got rid of their enemies and rescued them.

**For You and Me:**

King Jehoshaphat and the people praised the Lord for rescuing them! He is the great God who does even impossible things to rescue His people. Even greater than the rescue in our story today, is how God rescues us through His Son, Jesus. He sent Jesus to suffer and die on the cross to save all who turn away from their sins and trust in Him as their Savior. On the third day, Jesus rose from the dead in victory. God can rescue us from our sins, too. Ask Him to help you become one of His people. He loves to help us do this!



take out



of BQB

Place in



Visual Aid



# Detective Dan's Listening Assignment #2

# Detective Dan's

## Listening Assignment #2



Hi, Deep Down Detectives!

I'm still working on the case called:

"The Case of the Middle of the Mess."

Our Bible verse is: Deuteronomy 32:3-4

"I will proclaim the name of the Lord. Oh, praise the greatness of our God! He is the Rock, his works are perfect, and all his ways are just. A faithful God who does no wrong, upright and just is he."

I need to find out:

1. Who praised the LORD for being so great?

AND

2. What did he do that was so great?

Can you help me? Listen carefully to the story and you might just hear the answers!

Thanks for your help!

Detective Dan

**Then say,** "Ok, Deep Down Detectives! Put on your best listening ears and see if you can hear the answers to Detective Dan's questions. When I finish telling the story, we will see if we can answer all of his questions!"

*Read the Bible Truth story, putting up the storyboard pictures as you tell it. At the end of the story, repeat the questions and lead the children in answering them. Present the gospel and close in prayer.*

\*Answers to assignment questions, the gospel and ACTS prayer are also included at the end of the story text.\*

Answers:

**Our Bible Verse is: Deuteronomy 32:3-4**

"I will proclaim the name of the Lord. Oh, praise the greatness of our God! He is the Rock, his works are perfect, and all his ways are just. A faithful God who does no wrong, upright and just is he."

1. **Who praised the LORD for being so great?** King Jehoshaphat and the people of Israel.

2. **What did He do that was so great?** He fought against their enemies, Himself, and got rid of them.

**For You and Me:**

King Jehoshaphat and the people praised the Lord for rescuing them! He is the great God who does even impossible things to rescue His people. Even greater than the rescue in our story today, is how God rescues us through His Son, Jesus. He sent Jesus to suffer and die on the cross to save all who turn away from their sins and trust in Him as their Savior. On the third day, Jesus rose from the dead in victory. God can rescue us from our sins, too. Ask Him to help you become one of His people. He loves to help us do this!

take out



Place in



Visual Aid



# Detective Dan's Listening Assignment #3

# Detective Dan's

## Listening Assignment #3



Hi, Deep Down Detectives!

I'm still working on the case called:

“The Case of the Middle of the Mess.”

I found **SIX** clues, but **TWO** of them are **NOT** in the story. They are: a rabbit, an enemy, a pitcher, the Temple, a song of praise, and a praying king.

*Hold up each of the six pictures for the children to see as you identify them. Better yet, put them up on your flannelgraph board, off to one side.*

I need to know:

1. Which **FOUR** pictures belong in the story and which **TWO** do **NOT**?
2. Who praised the **LORD** for rescuing them from all of their strong enemies?

Can you help me? Listen carefully to the story and you might just hear the answers!

Thanks!

Detective Dan

**Then say,** “Ok, Deep Down Detectives! Put on your best listening ears and see if you can hear the answers to Detective Dan's questions. When I finish telling the story, we will see if we can answer all of his questions.”

*Read the Bible Truth story, putting up the storyboard pictures as you tell it. At the end of the story, repeat the questions and lead the children in answering them. Present the gospel and close in prayer.*


\*Answers to assignment questions, the gospel and ACTS prayer are also included at the end of the story text.\*

Answers:


1. **Which four pictures belong in the story and which two do not?**  
The enemy, Temple, song of praise and the praying king belong. The rabbit and the pitcher do not.
2. **Who praised the LORD for rescuing them from all of their strong enemies?** King Jehoshaphat and all of the people of Israel with him.

**For You and Me:**

King Jehoshaphat and the people praised the Lord for rescuing them! He is the great God who does even impossible things to rescue His people. Even greater than the rescue in our story today, is how God rescues us through His Son, Jesus. He sent Jesus to suffer and die on the cross to save all who turn away from their sins and trust in Him as their Savior. On the third day, Jesus rose from the dead in victory. God can rescue us from our sins, too. Ask Him to help you become one of His people. He loves to help us do this!



An Enemy



A Rabbit

VISUAL  
AID  
#5C

Place in  
DDD  
Bible™

take out  
Big  
Question  
Bible™  
of BQB

DDD 14.1 Lesson 3 Listening Assignment Clue Picture 2 for kids


VISUAL  
AID  
#5C

Place in  
DDD  
Bible™


take out  
Big  
Question  
Bible™  
of BQB

DDD 14.1 Lesson 3 Listening Assignment Clue Picture 1 for kids

# The Temple



# A Pitcher



VISUAL  
AID  
#5C

Place in  
DDD  
Bible™

take out  
Big  
Question  
Briefcase  
of BQB

VISUAL  
AID  
#5C

Place in  
DDD  
Bible™

take out  
Big  
Question  
Briefcase  
of BQB

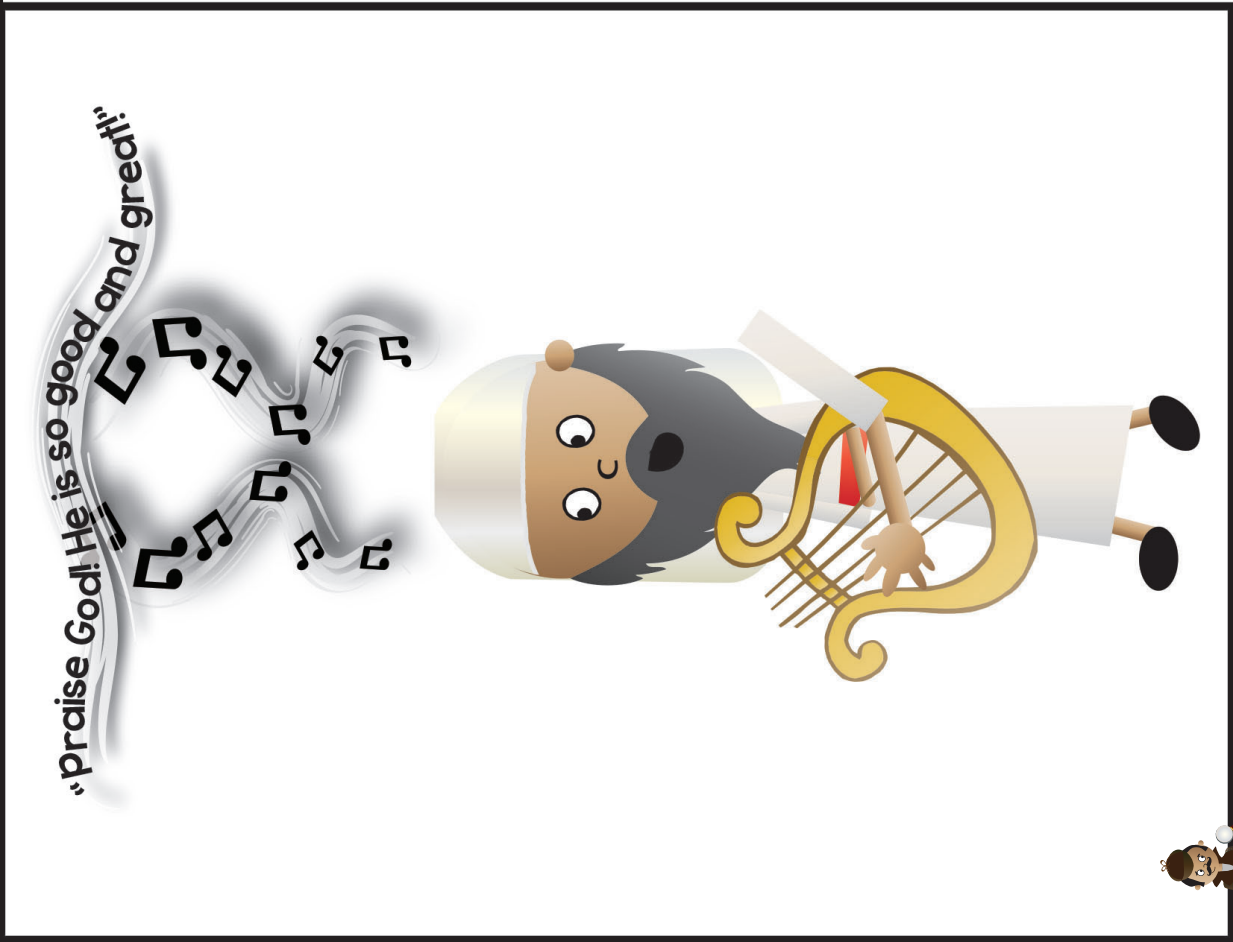
DDD 14.1 Lesson 3 Listening Assignment Clue Picture 4 for kids

DDD 14.1 Lesson 3 Listening Assignment Clue Picture 3 for kids





A Praying King



A Song of Praise

VISUAL  
AID  
#5C

Place in  
DDD  
Bible™

take out  
Big  
Question  
Briefcase  
of BQB

VISUAL  
AID  
#5C

Place in  
DDD  
Bible™

take out  
Big  
Question  
Briefcase  
of BQB

DDD 14.1 Lesson 3 Listening Assignment Clue Picture 6 for kids

DDD 14.1 Lesson 3 Listening Assignment Clue Picture 5 for

---

## **Big Question 14, Bible Truth 1 Storyboard Background Pictures Key (BG)**

---

Put these pictures in place on your storyboard BEFORE you tell your story.

**No Background Pictures**

# Big Question 14, Bible Truth 1 Storyboard Pictures Key (SB)

Store these pictures in numerical order in your DDD Bible Folder.  
Add these to your story as you tell it. Numbers correspond to placement order.

**SB1 King Jehoshaphat in Jerusalem/Israel**



**SB2 Enemies in the North (Syrians)**




**SB3 Enemies in the West Near the Sea (Philistines)**



**SB4 Enemy 1 in East (Assyrians)**



**SB5 Enemy 2 in East (Moabites)**



**SB6 Enemy 3 in East (Meunites)**



**SB7 Temple**



**SB8 Don't Worship the LORD; Worship Fake Gods Instead**



**SB9 Jehoshaphat Loves the LORD**



**SB10 Messengers Tell King J about the Enemies Coming to Take Over Israel**




**SB11 King J and the People Gather to Ask the LORD to Help Them**



**SB12 Prophet Jahaziel Tells that the LORD Promises to Fight for Israel**




**SB13 People Bow Down to Praise the LORD for His Help; Teachers Stand Up and Sing Their Praises**



**SB14 King J and all the People Go Out to Where the Enemies Are**



**SB15 Huge Army of Enemies Gather to Fight Israel**



**SB16 Enemies' Good Things They Will Take with Them into Israel**



**SB17 King J and the People Believe in the LORD**



**SB18 Israel's Soldiers**



**SB19 The Teachers Go Out in Front of the Soldiers and Sing Praises to the LORD**



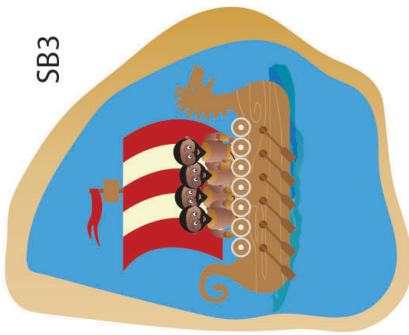
**SB20 The LORD Defeats All of the Enemies**




**SB21 King J and All the People Go Back to Jerusalem and Praise the LORD for Beating Their Enemies for Them**



Note: Use sticky tac putty rather than velcro on back of pictures placed on top of other pictures.




SB3



SB2



SB8



SB4



SB1

SB12

SB7

SB9

SB10


"Praise God! He is so good and great!"

SB11

SB13

SB17


SB14



"Give thanks to the LORD!"


SB19

SB18




SB20

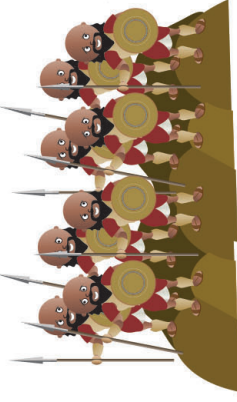
SB15



SB16



SB5



SB6

**SB1 Jerusalem is Constructed Out of 6 Pieces. Laminate These as Separate Pieces or Group Them Together as Three Pairs (1A and 1B; 2A and 2B; 3A and 3B). The Pieces Fit Together Like This:**

1A 2A 3A  
1B 2B 3B

**NOTE:**

Some of the larger images are assembled from two or more pages. You can make these easier to fold by leaving a small gap in the lamination between the pieces. This allows you to fold the image along the gap.



leave slight gap here  
to create a "hinge"  
for easy folding




SB1 Jerusalem, Pt 1 of 6 (1A)  
DDD 14.1 Story  
combine to create full picture







SB1 Jerusalem, Pt 2 of 6 (2A)  
DDD 14.1 Story  
combine to create full picture





SB1 Jerusalem, Pt 3 of 6 (3A)  
DDD 14.1 Story  
combine to create full picture



SB1 Jerusalem, Pt 4 of 6 (1B)  
DDD 14.1 Story  
combine to create full picture

SB1 Jerusalem, Pt 5 of 6 (2B)  
DDD 14.1 Story  
combine to create full picture


SB1 Jerusalem, Pt 6 of 6 (3B)  
DDD 14.1 Story  
combine to create full picture




SB2 Enemies in the North  
(Syrians), Pt 1 of 2  
DDD 14.1 Story  
Glue together and laminate

SB2 Enemies in the North  
(Syrians), Pt 2 of 2  
DDD 14.1 Story  
Glue together and laminate







SB3 Enemies in the West  
Near the Sea (Philistines)  
DDD 14.1 Story



SB4 Enemy 1 in East (Assyrians)  
DDD 14.1 Story




SB5 Enemy 2 in East (Moabites)  
DDD 14.1 Story



SB6 Enemy 3 in East (Meunites)  
DDD 14.1 Story






SB7 Temple  
DDD 14.1 Story



SB9 Jehoshaphat  
Loves the LORD  
DDD 14.1 Story


SB8 Don't Worship the LORD;  
Worship Fake Gods Instead  
DDD 14.1 Story

SB17 King J  
and the People  
Believe in the  
LORD  
DDD 14.1 Story



SB10 Messengers Tell King J  
about the Enemies Coming  
to Take Over Israel  
DDD 14.1 Story

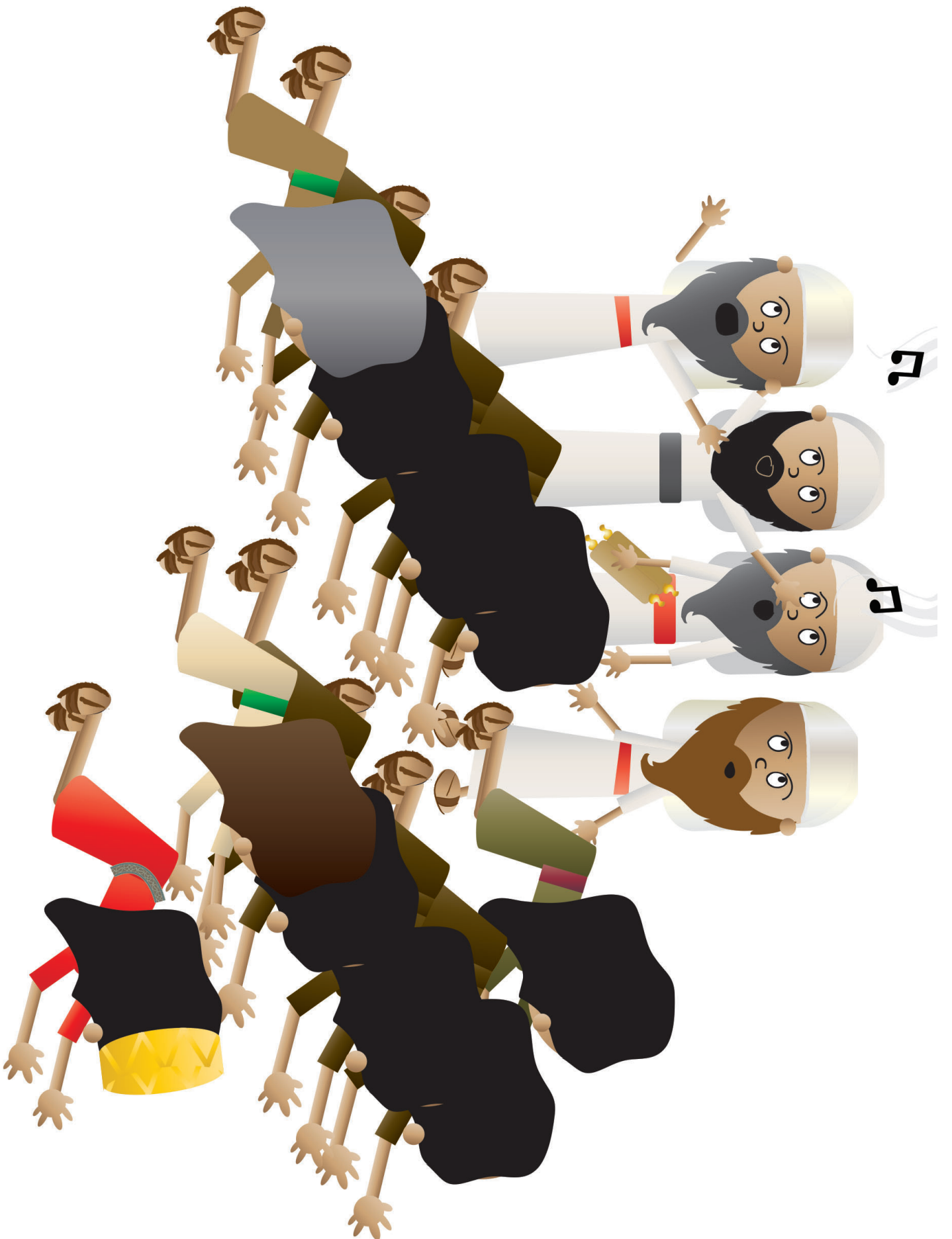
SB12 Prophet Jahaziel Tells that the  
LORD Promises to Fight for Israel  
DDD 14.1 Story



SB11 King J and the People Gather to  
Ask the LORD to Help Them to Take  
Over Israel  
DDD 14.1 Story

SB11 King J and the People Gather to  
Ask the LORD to Help Them to Take  
Over Israel  
DDD 14.1 Story






SB13 People Bow Down to Praise the  
LORD for His Help; Teachers Stand Up  
and Sing Their Praises Over Israel,  
Pt 1 of 2 Glue Together and Laminate  
DDD 14.1 Story

“Praise God! He is so good and great!”




SB13 People Bow Down to Praise the  
LORD for His Help; Teachers Stand Up  
and Sing Their Praises Over Israel,  
Pt 2 of 2 Glue Together and Laminate  
DDD 14.1 Story

SB14 King J and all the People Go Out  
to Where the Enemies Are  
DDD 14.1 Story



SB15 Huge Army of Enemies Gather to  
Fight Israel Pt 1 of 2  
Glue Together and Laminiate  
DDD 14.1 Story



SBI5 Huge Army of Enemies Gather to  
Fight Israel Pt 2 of 2  
Glue Together and Laminiate  
DDD 14.1 Story






SB16 Enemies' Good Things They Will  
Take with Them into Israel, Pt 1 of 2  
Glue Together and Laminate  
DDD 14.1 Story




SB16 Enemies' Good Things They Will  
Take with Them into Israel, Pt 2 of 2  
Glue Together and Laminate  
DDD 14.1 Story




SB18 Israel's Soldiers  
DDD 14.1 Story

**“Give thanks to the LORD!”**





SB19 The Teachers Go Out in Front of the  
Soldiers and Sing Praises to the LORD  
DDD 14.1 Story






SB20 The LORD Defeats  
All of the Enemies  
DDD 14.1 Story

**“Praise God! He is so good and great!”**



SB20 The LORD Defeats  
All of the Enemies, Pt 1 of 2  
Glue and Laminate Together  
DDD 14.1 Story



SB20 The LORD Defeats  
All of the Enemies, Pt 2 of 2  
Glue and Laminate Together  
DDD 14.1 Story

# **DEEP DOWN DETECTIVES**



**Unit 14,  
Bible Truth 2  
Visual Aids  
and  
Large Format Storyboard Pictures**

## About Deep Down Detectives Visual Aids and Large Format Storyboard Pictures

### How Are They Used?



The Deep Down Detectives Visual Aids and Large Format Storyboard Pictures are companion resources to be used alongside the Deep Down Detectives Core Curriculum for each unit. These colorful pictures are used in presenting the key concepts, telling the Bible stories, and, in playing the Bible Story Review games. The storyboard pictures in this book are for flannelgraph boards at least 36" x 48." (Choose Visual Aids with Small Format Storyboard Pictures for smaller boards.)


### What Do They Include?



**There are six, different resources included in this book:**

- 1. Key Concept Visual Aids**-- colorful signs of the Big Question and Answer, the Bible Truths taught in each unit, the Bible verses, and the Listening Assignments used with the curriculum for each Bible Truth taught in the unit.
- 2. The Storyboard Picture Key**--a who's who of the pictures in thumbnail size.
- 3. Storyboard Suggested Picture Placement** page--how you can place your pictures up on your storyboard that works well with the story.
- 4. The Storyboard Pictures, themselves.** Notice that each picture is identified on the back for easy reference.
- 5. Directions** for how to make a homemade flannelgraph storyboard and sturdy storyboard pictures.
- 6. Directions** for making the Deep Down Detectives "Bible" Folder and the **back/front images** to paste in place when making it. (Larger back/front images are found online with the curriculum.)

### Ready, Set, Rip It Out!



This book is meant to be ripped up and made into your visual aid. The key concept signs can be cut out and laminated or slipped into sheet protectors. Cut out around the storyboard images and ideally, laminate these. Some of the biggest pictures actually need to be stuck together, before laminating.

### Store It!



Deep Down Detectives is a curriculum that can be used over and over. Store your visual aids and storyboard pictures after using them and they will serve you for many years. We store ours in manilla envelopes and then put them (along with all the rest of the curriculum) in magazine files, labeled by unit. If you have multiple classes using the curriculum, store each set of resources in separate manilla envelopes. This will make prep much simpler, second time around.

### Replacement Storyboard Pictures



You can always purchase this book again or simply go online to the [praisefactory.org](http://praisefactory.org) website (Deep Down Detectives section) and print out any pictures that go missing.



**Bible Story: The Case of the Slow Sorry***2 Chronicles 33; 2 Kings 21***Story-telling Tips**

Ahead of time:

1. Read the Bible verses and story. Pray!
2. Choose story action cues and prepare storyboard figures/Story Scenes, if using. (In Visual Aids book)
3. Practice telling story with the storyboard figures/Story Scenes, timing your presentation. Shorten, if necessary.

During your presentation:

1. Maintain as much eye contact as possible as you tell the story.
2. Put up storyboard figures/add story action cues/hold up Story Scenes as you tell the story. Allow the children to help you put them on the board, if desired.
3. Include the children in your story with a few questions about what they think will happen or words/concepts that might be new to them.
4. Watch the kids for signs that their attention span has been reached. Shorten, if necessary.

**INTRODUCTION/ LISTENING ASSIGNMENTS**

**"Our story is called: The Case of the Slow Sorry. Here is your listening assignment..."** *Read the assignment for your lesson using Detective Dan's Listening Assignment sign or the text below:*

**Detective Dan's Lesson #1 Listening Assignment:**

I need to know:

1. **Who was slow to say sorry to God? What did he need to say sorry to God for doing?**
2. **What did God do when he finally said sorry?**

**Detective Dan's Lesson #2 Listening Assignment:****Our Bible Verse is Psalm 32:5:**

*"I acknowledged my sin to you and did not cover up my iniquity... and you forgave the guilt of my sin."*

I need to know:

1. **Who was slow to confess his sins to God?**
2. **What did God do for him when he did confess his sins?**

**Detective Dan's Lesson #3 Listening Assignment:**I found six clues, but two of them are **NOT** in the story.

They are: a hook, a tomato, a fake god, a bad king, a hat, and a jail.

*Hold each of them up for the children to see as you identify them.*

I need to know:

1. **Which four belong in the story and which two don't?**
2. **What did the bad king ask God to do when he was in jail? How did God answer his prayer?**

**Read the assignment questions, THEN SAY,**

*"Ok, Deep Down Detectives! Put on your best listening ears and see if you can hear the answers to Detective Dan's questions. When I finish telling the story, we will see if we can answer all the questions."*

*Read the Bible Truth story, answer questions, present the gospel and lead in prayer.*

*Answers to questions; the gospel; and, ACTS prayer are included with the story text.*

**The Case of the Slow Sorry** *2 Chronicles 33; 2 Kings 21*

*Story with lines separating paragraphs (text in bold, optional interaction cues in italics) Numbers correspond to storyboard pictures and placement upon the storyboard. Always feel free to use less pictures, if it's best for your kids. Simply black out the numbers next to pictures you do not plan to use. All pictures are found in the Visual Aids book. Put BG (background) pictures on storyboard ahead of time. SB pictures (listed below in story text) are added to board as you tell the story. These numbers are also found on the back of each picture. Tip: Stack pictures in numerical before telling story for easy use. Use sticky-back velcro to attach pictures to storyboard felt. Use sticky-tac putty to stick a picture on top of another picture. OR, if using the Story Scenes to tell the story, disregard the storyboard picture references listed below.*

**(SB1) Prince Manasseh was a boy who grew up hearing about the LORD and knowing the right way to live. He grew up learning God's Word, the Bible. He grew up going to the Temple with his godly father, King Hezekiah, (SB2) to offer worship gifts and pray to the LORD. He grew up watching the LORD use His mighty power to protect the people of Israel from their powerful enemies, (SB3) the Philistines and (SB4) the Assyrians.**

**Yes, Prince Manasseh was a boy who grew up hearing about the LORD and knowing the right way to live. (SB5) But, when Prince Manasseh was just twelve years old, his father died, and he became KING Manasseh. When he became king, Manasseh REFUSED to worship the LORD and to do those right things anymore. This made him a very, VERY bad king!**

**What kinds of things did King Manasseh do? (SB6, take off SB1 and SB2) He stopped learning God's Word. He put fake gods in the Temple and offered worship gifts to them, instead of the LORD. (SB7) And he ordered all the people of Israel to stop worshiping the LORD and to worship those fake gods, too.**

**(SB8) King Manasseh deserved the LORD's punishment for all the terrible things he did. He even deserved to DIE for all of these terrible sins! (SB9) The people of Israel deserved God's punishment, too. But do you know what the LORD did? He is a God, so merciful and gracious that He gave King Manasseh and the people of Israel a chance to turn away from their sins and be forgiven instead.**

**(S10) "King Manasseh! People of Israel! Stop what you are doing!" the LORD urged them through His messengers, the prophets. "Repent! Turn away from worshiping the fake gods! Turn back and worship Me!" the LORD said. "But if you do not, you will be punished. I will discipline you to help you turn back to Me and My good ways," the LORD warned.**

**Uh, oh! What do you think King Manasseh and the people did next? What would YOU do, if it were you?**

*What do you think they did?*

**I am sad to say that King Manasseh and the people of Israel did NOT listen. Years went by. (SB11) King Manasseh grew up to be a man; but still, he paid no attention to the LORD's warning. Both he and the people just kept on worshiping those fake gods and forgetting about the LORD and His Word. So, at last, the LORD disciplined them, just as He warned them He would.**

**(SB12, SB13) "March, march, march," across the great, dry wilderness and over the hills of Judah, came the commanders of the mighty Assyrian army with their men. (SB14) They sent soldiers into Jerusalem and captured King Manasseh. They grabbed him and tied him up with heavy metal chains. They even put a hook through his NOSE, like he was a slave, for that was exactly what he was now: an Assyrian slave!**

**Then, march, "March, march, march," went King Manasseh with the Assyrians, over the hills of Judah and across the great, dry wilderness to their big city, called Nineveh. And there, they put (SB15) him in jail, a prisoner of his enemies.**

*Story with lines separating paragraphs (text in bold, optional interaction cues in italics)*

**King Manasseh had a lot of time to think in jail. (SB16) He thought about God's Word and all the right things he had grown up learning and doing. He thought about all the terrible things he had done when he became king. He had turned the Temple into a worship place for terrible, fake gods. He had worshiped those fake gods and given them his worship gifts. He had made the people of Israel worship them, too. He had even refused to listen when the LORD warned him to stop and offered him forgiveness. Now, Manasseh could see just how very sinful he had been. He knew he deserved God's punishment. He knew deserved to be in jail. He had treated God like his enemy. King Manasseh knew that he deserved for the LORD to never forgive him or help him.**

**(SB17) And yet, King Manasseh decided to confess his sins and ask for the LORD's forgiveness anyway. "Help me, LORD. Forgive me, LORD," King Manasseh pleaded. "I have done terrible things. I have disobeyed You and made the people of Israel disobey You, too," he confessed. "But have mercy on me, LORD. I am turning away from my life of sin. Please forgive me!" he asked.**

**Manasseh was asking, but would the LORD answer? Would He really forgive someone who had done such terrible things as King Manasseh?**

*What do you think?*

**Yes, He would! How very gracious and kind the LORD is to those who confess their sins and turn away from them! He loves to forgive their sins, even when they are terrible sinners like King Manasseh. (SB18) The LORD heard King Manasseh confess his sins and He forgave him.**

**The LORD had Manasseh released from jail and let him go back home to Jerusalem. (SB19) He even let Manasseh be king over Israel again!**

**What a different king Manasseh was now! (SB20) Manasseh grew up knowing what was right, and now he lived it out. He turned away from his sins. He got rid of all those fake gods and (Replace SB2) brought back the worship of the LORD in the Temple. (SB21) He led the people of Israel in loving and praising their great God.**

**King Manasseh never forgot how the LORD forgave him when he confessed his sins to Him. And King Manasseh showed it, by loving the LORD and living for Him for the rest of his life.**

**Cracking the Case:** (story wrap-up for Listening Assignments)

It's time to see how we did with our Listening Assignment.

**Detective Dan's Lesson #1 Listening Assignment:**

I need to know:

**1. Who was slow to confess his sins to God and ask for forgiveness? What did he need to confess to doing?**

King Manasseh. He needed to confess worshipping fake gods and many other terrible things.

**2. What did God do when he finally did confess his sins and ask for forgiveness?**

God forgave him. He had him freed from prison to go home. He gave Manasseh another chance to get rid of the fake gods and stop doing the terrible things he used to do.

**For You and Me:**

Like King Manasseh, we are all sinners with sinful hearts and lives. We need to confess our sins to God and ask Him to forgive us. Like King Manasseh, we can never deserve God's forgiveness. But also, like King Manasseh, when we turn away from our sins and turn to God, He will forgive our sins. Isn't God so good to us through Jesus!

**Detective Dan's Lesson #2 Listening Assignment:****Our Bible Verse is Psalm 32:5:**

"I acknowledged my sin to you and did not cover up my iniquity... and you forgave the guilt of my sin."

I need to know:

**1. Who was slow to confess his sins to God?**

King Manasseh.

**2. What did God do for him when he did confess his sins?**

God forgave his sins and even set him free to return home to be king again. How merciful is the LORD!

**For You and Me:**

Like King Manasseh, we are all sinners with sinful hearts and lives. We need to confess our sins to God and ask Him to forgive us. Like King Manasseh, we can never deserve God's forgiveness. But also, like King Manasseh, when we turn away from our sins and turn to God, He will forgive our sins. Isn't God so good to us through Jesus!

**Detective Dan's Lesson #3 Listening Assignment:**

I found six clues, but two of them are **NOT** in the story. They were: a hook, a tomato, a fake god, a bad king, a hat, and a jail.

*Hold each of them up for the children to see as you identify them.*

I need to know:

**1. Which four belong in the story and which two don't?**

The hook, fake god, bad king and jail belong. The tomato and the hat do not.

**2. What did the bad king ask God to do when he was in jail? How did God answer his prayer?**

Manasseh was the bad king. He confessed his sins to God and asked for His forgiveness. God forgave him and set him free from jail. He let him go home and get rid of the fake gods he had put in place.

**For You and Me:**

Like King Manasseh, we are all sinners with sinful hearts and lives. We need to confess our sins to God and ask Him to forgive us. Like King Manasseh, we can never deserve God's forgiveness. But also, like King Manasseh, when we turn away from our sins and turn to God, He will forgive our sins. Isn't God so good to us through Jesus!

**The Gospel** (story wrap-up if NOT using Listening Assignments)**Our Bible Truth is:****How Does God Want Us to Pray?****Every Night and Day...****He Wants Us to Confess Our Sins to Him!**

Manasseh was so grateful that the LORD would forgive his sins! He had disobeyed the LORD so many times and in such terrible ways. But no one is too sinful for the LORD to forgive, when they repent and put their trust in Him. Why can the LORD forgive sinners like Manasseh and sinners like us? Because of Jesus! Jesus came and lived a perfect life. He offered it up on the cross as the perfect payment for the sins of all who repent and believe in Him. He suffered and died that day and was buried in a grave. But on the third day, He rose from the grave in victory. He had really beaten sin and death for all of God's people. No matter how sinful we have been, we can become God's people, too, when we repent of our sins and trust in Jesus as our Savior. Ask God to help you do this! He loves to answer this prayer!

*Close in prayer.*

**Closing ACTS Prayer**


- A** We praise You, God, for being perfectly holy. You are good and great. You hate sin!
- C** God, we know that You and Your laws are good, yet we have all chosen to rebel against You. We have chosen not to love You as You deserve. We have chosen to break Your good laws. We need a Savior!
- T** Thank You, God, for offering forgiveness for our sins through Jesus when we trust in Him as our Savior. Thank You for providing a way for us to be Your people.
- S** God, work in our hearts. Help us to turn away from our sins and trust in Jesus as our Savior. Show us how we rebel against You and Your good laws. Help us to confess our sins to You and turn away from them. Help us to live for You.

In Jesus' name, we pray. Amen.

***Go to Lesson Plan, p.9 for the script to the rest of the lesson.***



# How does God want us to pray?



ANSWER:

## Every night and day... all the time!

VISUAL  
AID

#1

take out



of BQB

DDD 14 Big Question and Answer Sign

# The Big Question

*Hold up the Big Question sign for all the children to see,  
and say:*

The Big Question we are investigating today is

Big Question Number 14:

**How Does God Want Us to Pray?**

and the Answer is:

**Every Night and Day...**

## **Meaning:**

Prayer is talking and listening to God. It's how God's people enjoy more of the special closeness they have with Him. It is a little bit like the forever happiness they will have with God when they live with Him in heaven.

God's people pray to God every night and day...and many times in between. There is so much to talk to Him about and God always wants to listen!

God's people tell God how wonderful He is. They say sorry for how they have disobeyed Him. They thank Him for all He's done for them and others. They ask Him to do great things. God's people want to stay close to God because He is the most wonderful person that anyone can ever know.

Let's sing our Big Question Song:"

# Big Q & A H Song

*DDD NIV Songs 14, track 12*

*(adapted version of "Old MacDonald Had a Farm")*

How does God want us to pray?

Ev'ry night and day!

How does God want us to pray?

Ev'ry night and day!

Ev'ry night, ev'ry day,

Ev'ry night, ev'ry day,

Ev'ry night and day!

How does God want us to pray?

Ev'ry night and day!



# BIG QUESTION 14: Four truths about how we can pray

1. I PRAISE YOU, GOD!




3.

THANK YOU, GOD!




4.

PLEASE, GOD!



2. SORRY, GOD!



2.

## **This Unit's Bible Truths**

"Every Night and Day!" is a good beginning, but there's so more to learn. So it's time for us to dig down even deeper for more answers to our Big Question about God. We're going to be learning FOUR Bible truths that all tell us more about how God wants us to pray.

Who would like to hand me the picture with our four Bible truths on it? It's in the Big Question Box/Briefcase."

*Choose a child to get it and hand it to you, then hold it up and show them the pictures of the four truths they will be learning.*

*After everyone has had a good look say...*

"Ok, we've learned one truth about how God wants us to pray. It's this one: "He Wants Us to Praise Him." (point to pictures as you identify each Bible Truth). Now let's look at our Bible Truth Clue sign and see if we can figure out which of these four truths we will be learning about today. Who would like to get it out of the Big Question Briefcase for me?"

*Choose a child to open the briefcase, take out the Bible Truth Clue sign and hand it to you.*

CAN YOU GUESS BIBLE TRUTH 2:

How Does God  
Want Us to Pray?  
Every Night and  
Day...

He wants us to  
confess our ???? to Him!

HINT: What's the Bible word for  
disobeying God and His good laws?  
This word starts with the letter "S"  
and rhymes with "wins."

ANSWER:  
He wants us to confess our SINS to Him!

Visual  
Aid

#3



of BQB



# Revealing the Bible Truth We Are Learning

*Hold up the front side for the children to see. Cover up the answer, written along the bottom, and say:*

**“How Does God Want Us to Pray?  
Every Night and Day...  
He Wants Us to Confess Our ???? to Him!”**

We’re missing one word. Here’s the hint to what the missing word is. It says: “What’s the Bible word for disobeying God and His good laws? This word starts with the letter “S” and rhymes with “wins.”

Can you guess? It’s “Sins.”

So, the Bible Truth we are learning today is:

*(Uncover answer from bottom of sign, show it to them and say:)*



**“How Does God Want Us to Pray?  
Every Night and Day...  
He Wants Us to Confess Our SINS to Him!”**

And here is what this Bible Truth means:  
*(read the meaning off of the back of the sign, say:)*

Prayer is talking to God and listening to Him. Prayer is a little taste of the forever happiness God’s people will have with Him in heaven. God’s people confess their sins to God when they pray. Confessing our sins means telling God we have disobeyed Him and His good laws and asking for His forgiveness.

God wants His people to tell Him how they’ve disobeyed Him. He wants them to tell Him how they have disobeyed Him in their hearts --like when they stay mad at someone who has hurt them and won’t forgive them. He wants them to tell Him how they’ve disobeyed Him with their words --like when they lie to someone. He wants us to tell Him how they’ve disobeyed Him in what they’ve done --when they hurt someone or disobey their parents. God wants His people to tell Him about all of these ways they have disobeyed Him and ask for His forgiveness. And, He wants them to ask Him to help them to turn away from doing these things and live for Him instead. God loves to forgive and help His people.

Why does God forgive the sins of His people? Because of Jesus! When Jesus died on the cross, He took upon Himself all of the punishment that God’s people deserved for their sins. He paid for their sins, so they wouldn’t have to. He is their Savior! God wants us to confess our sins to Him, too! Anyone who turns away from their sins and trusts in Jesus as their Savior has God’s promise that He will forgive their sins --every single one of them. This is how we become God’s people and live as God’s people. Isn’t that good news!



Visual Aid #4

Place verse in DDD Bible™

take out the number of BQB

**“I acknowledged my sin to you and did not cover up my iniquity  
... and you forgave the guilt of my sin.” Psalm 32:5**

## Bible Truth 2 Bible Verse

*Remove the Bible Verse Picture from the "Bible" folder and hold it up for all the children to see, then say:*

Psalm 32:5 tells us:

### **Psalm 32:5**

"I acknowledged my sin to you and did not cover up my iniquity... and you forgave the guilt of my sin."

**Learn a Little:** "I acknowledged my sin to you....and you forgave my sin."

### **What does that mean?**

This verse has two, big Bible words in it: "sin" and "iniquity." Both words mean the same thing: disobeying God. When we disobey God, we deserve His punishment. This is why we like to cover up the bad things we do. We don't want anyone to know about them, and we don't want to be punished for them. But our Bible verse tells us that God's people confess their sins to God, instead of covering them up. And what does God do then? He forgives them! God can forgive our sins, too, when we turn away from our sins and trust in Him as our Savior. That's how we become God's people and that's how we live as God's people. That's very good news!

"Now it's time to do a bit more deep down investigating. Let's see what Detective Dan wants us to help him figure out. Would someone like to get it out for me?"

"We've said our Bible verse, now let's sing it!"

## I Acknowledged My Sin:

### **Psalm 32:5**

*DDD NIV Songs 14, track 19*

I acknowledged my sin to you,  
And did not cover up my iniquity,  
And you forgave, and you forgave,  
Yes, you forgave the guilt of my sin.

I acknowledged my sin to you,  
And did not cover up my iniquity,  
And you forgave, and you forgave,  
Yes, you forgave the guilt of my sin.  
Psalm Thirty-two, verse five.

"Now it's time to do a bit more deep down investigating. Let's see what Detective Dan wants us to help him figure out. Would someone like to get it out for me?"


take out



Place in



Visual Aid



# Detective Dan's Listening Assignment #1

# Detective Dan's

## Listening Assignment #1



Hi, Deep Down Detectives!

I'm working on a brand-new case called:

“The Case of the Slow Sorry.”

I need to find out:

1. Who was slow to say sorry to God? What did he need to say sorry to God for doing?
- AND
2. What did God do when he finally said sorry?

Can you help me? Listen carefully to the story and you might just hear the answers!

Thanks!

Detective Dan

***Then say,*** “Ok, Deep Down Detectives! Put on your best listening ears and see if you can hear the answers to Detective Dan’s questions. When I finish telling the story, we will see if we can answer all of his questions.”

*Read the Bible Truth story, putting up the storyboard pictures as you tell it.*

*At the end of the story, repeat the questions and lead the children in answering them. Present the gospel and close in prayer.*

\*Answers to assignment questions, the gospel and ACTS prayer are also included at the end of the story text.\*

Answers:

1. Who was slow to confess his sins to God and ask for forgiveness? What did he need to confess to doing? King Manasseh. He needed to confess worshiping fake gods and many other terrible things.
2. What did God do when he finally did confess his sins and ask for forgiveness? God forgave him. He had him freed from prison to go home. He gave Manasseh another chance to get rid of the fake gods and stop doing the terrible things he used to do.

**For You and Me:**

Like King Manasseh, we are all sinners with sinful hearts and lives. We need to confess our sins to God and ask Him to forgive us. Like King Manasseh, we can never deserve God’s forgiveness. But also, like King Manasseh, when we turn away from our sins and turn to God, He will forgive our sins. Isn’t God so good to us through Jesus!



take out



of BOB

Place in



Visual Aid



# Detective Dan's Listening Assignment #2

# Detective Dan's

## Listening Assignment #2



Hi, Deep Down Detectives!

I'm still working on the case called:

"The Case of the Slow Sorry."

Our Bible verse is Psalms 32:5:

"I acknowledged my sin to you and did not cover up my iniquity... and you forgave the guilt of my sin."

I need to find out:

1. Who was slow to confess his sins to God?

AND

2. What did God do for him when he did confess his sins?

Can you help me? Listen carefully to the story and you might just hear the answers!

Thanks for your help!

Detective Dan

Thanks for your help!

Detective Dan

**Then say,** "Ok, Deep Down Detectives! Put on your best listening ears and see if you can hear the answers to Detective Dan's questions. When I finish telling the story, we will see if we can answer all of his questions."

*Read the Bible Truth story, putting up the storyboard pictures as you tell it. At the end of the story, repeat the questions and lead the children in answering them. Present the gospel and close in prayer.*

\*Answers to assignment questions, the gospel and ACTS prayer are also included at the end of the story text.\*

Answers:

**Our Bible Verse is: Psalm 32:5:**

"I acknowledged my sin to you and did not cover up my iniquity... and you forgave the guilt of my sin."

**1. Who was slow to confess his sins to God?** King Manasseh.

**2. What did God do for him when he did confess his sins?** God forgave his sins and even set him free to return home to be king again. How merciful is the LORD!

**For You and Me:**

Like King Manasseh, we are all sinners with sinful hearts and lives. We need to confess our sins to God and ask Him to forgive us. Like King Manasseh, we can never deserve God's forgiveness. But also, like King Manasseh, when we turn away from our sins and turn to God, He will forgive our sins. Isn't God so good to us through Jesus!



take out



Place in



Visual Aid



# Detective Dan's Listening Assignment #3

# Detective Dan's

## Listening Assignment #3



Hi, Deep Down Detectives!

I'm still working on the case called:

"The Case of the Slow Sorry."

I found SIX clues, but TWO of them are NOT in the story.

They are: a hook, a tomato, a fake god, a bad king, a hat, and a jail.

*Hold up each of the six pictures for the children to see as you identify them. Better yet, put them up on your flannelgraph board, off to one side.*

I need to know:

1. Which four belong in the story and which two don't?
2. What did the bad king ask God to do when he was in jail? How did God answer his prayer?

Can you help me? Listen carefully to the story and you might just hear the answers!

Thanks!

Detective Dan

**Then say,** "Ok, Deep Down Detectives! Put on your best listening ears and see if you can hear the answers to Detective Dan's questions. When I finish telling the story, we will see if we can answer all of his questions."

*Read the Bible Truth story, putting up the storyboard pictures as you tell it. At the end of the story, repeat the questions and lead the children in answering them. Present the gospel and close in prayer.*

\*Answers to assignment questions, the gospel and ACTS prayer are also included at the end of the story text.\*

Answers:


**1. Which four belong in the story and which two don't?**

The hook, fake god, bad king and jail belong. The tomato and the hat do not.

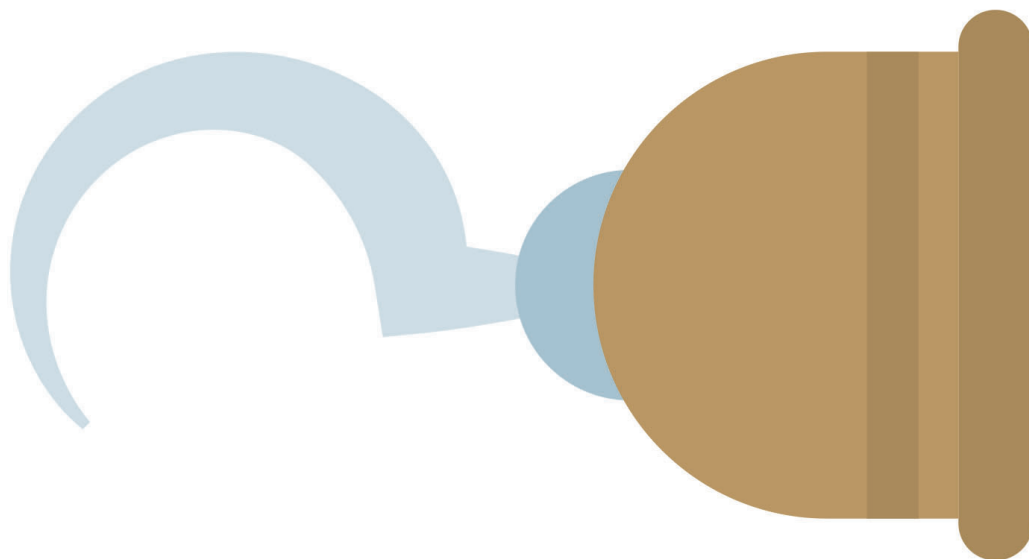
**2. What did the bad king ask God to do when he was in jail? How did God answer his prayer?** Manasseh was the bad king. He confessed his sins to God and asked for His forgiveness. God forgave him and set him free from jail. He let him go home and get rid of the fake gods he had put in place.

**For You and Me:**

Like King Manasseh, we are all sinners with sinful hearts and lives. We need to confess our sins to God and ask Him to forgive us. Like King Manasseh, we can never deserve God's forgiveness. But also, like King Manasseh, when we turn away from our sins and turn to God, He will forgive our sins. Isn't God so good to us through Jesus!



Tomato



A Hook

VISUAL  
AID  
#5C

Place in  
DDD  
Bible™

take out  
Big  
Question  
Bridges™  
of BQB

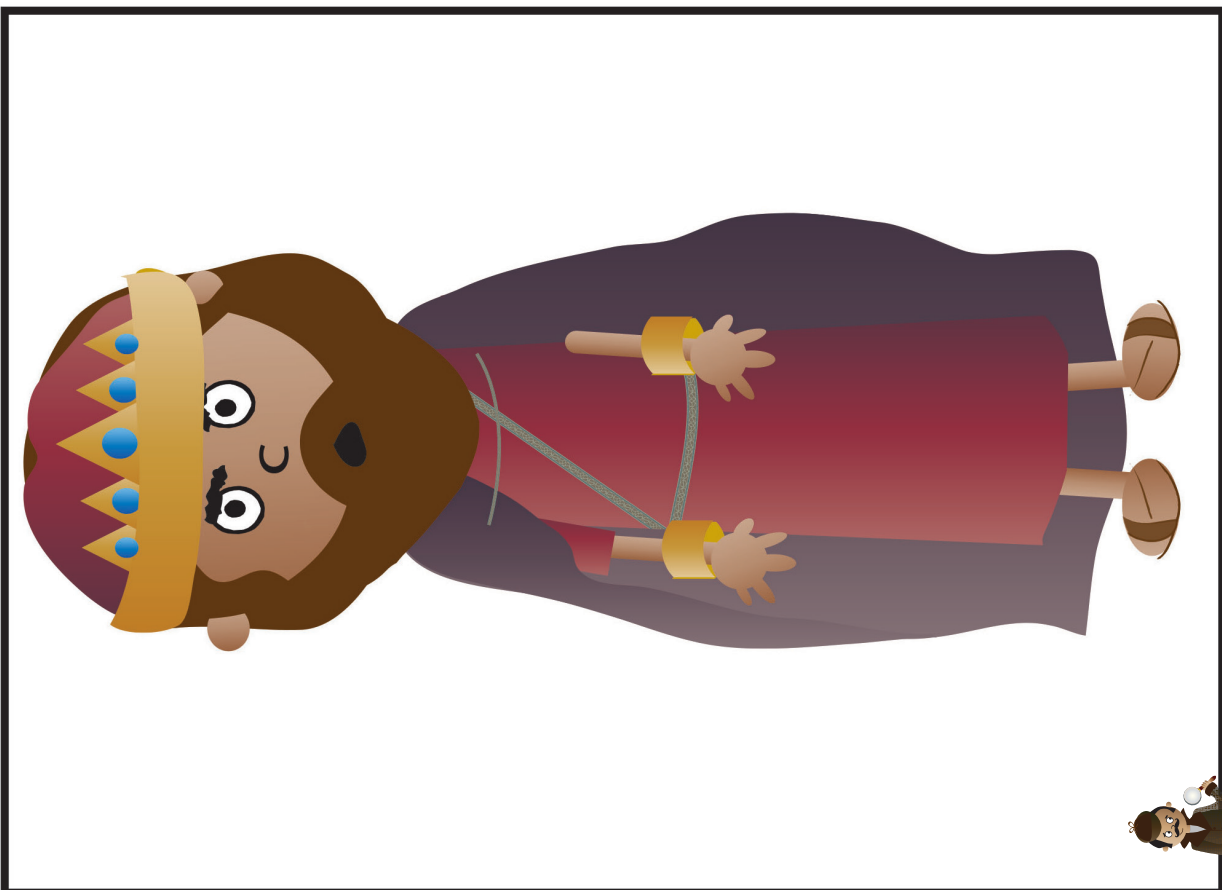
VISUAL  
AID  
#5C

Place in  
DDD  
Bible™

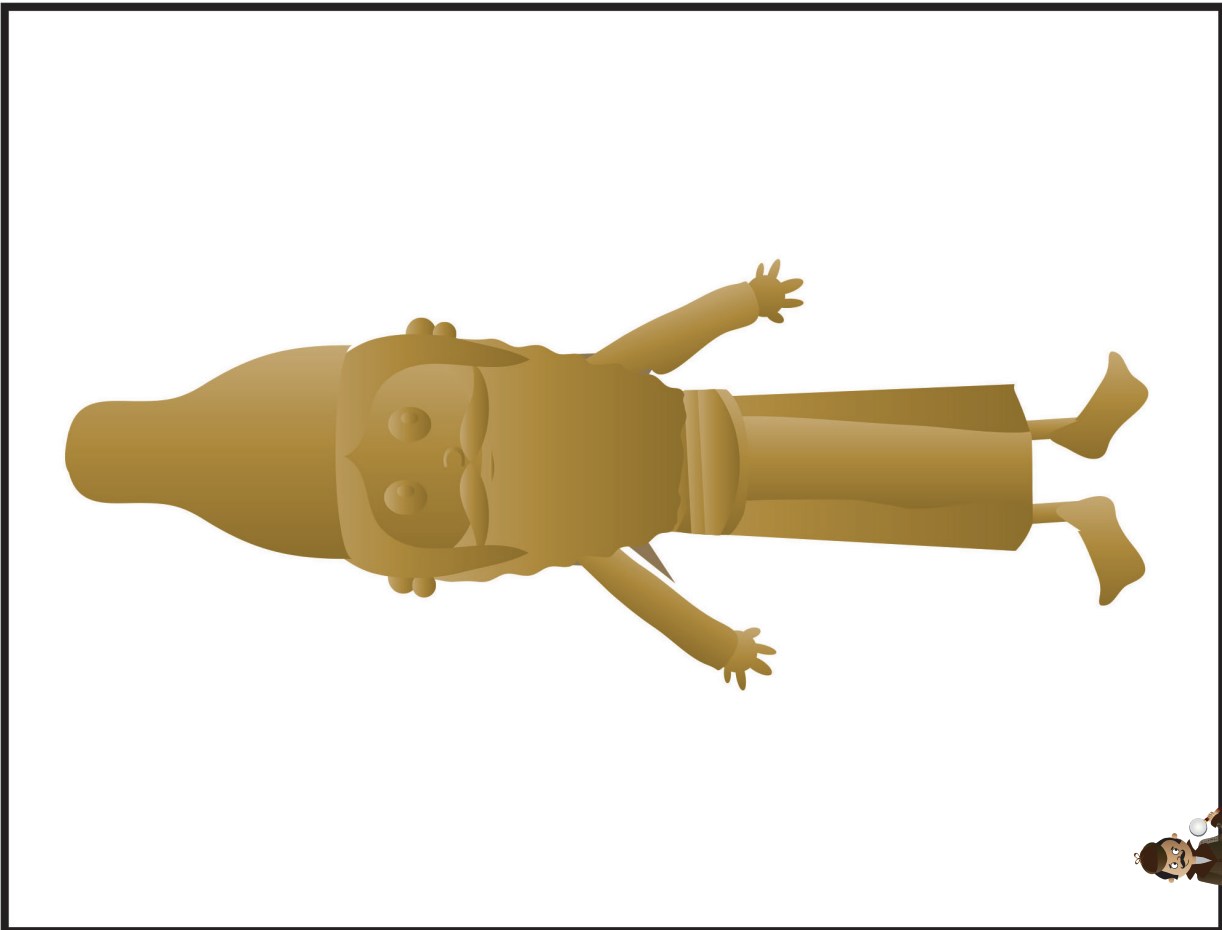
take out  
Big  
Question  
Bridges™  
of BQB

DDD 14.2 Lesson 3 Listening Assignment Clue Picture 2 for kids

DDD 14.2 Lesson 3 Listening Assignment Clue Picture 1 for kids



**A Bad King**



**A Fake God**

VISUAL  
AID  
#5C

Place in  
DDD  
Bible™

take out  
Big  
Question  
Bible™  
of BQB

DDD 14.2 Lesson 3 Listening Assignment Clue Picture 4 for kids

VISUAL  
AID  
#5C

Place in  
DDD  
Bible™

take out  
Big  
Question  
Bible™  
of BQB


DDD 14.2 Lesson 3 Listening Assignment Clue Picture 3 for kids



A Jail



A Hat



VISUAL  
AID  
#5C

Place in  
DDD  
Bible™

take out  
Big  
Question  
Bible™  
of BQB

DDD 14.2 Lesson 3 Listening Assignment Clue Picture 6 for kids

VISUAL  
AID  
#5C

Place in  
DDD  
Bible™

take out  
Big  
Question  
Bible™  
of BQB

DDD 14.2 Lesson 3 Listening Assignment Clue Picture 5 for

---

## Big Question 14, Bible Truth 2 Storyboard Background Pictures Key (BG)

---

Put these pictures in place on your storyboard BEFORE you tell your story.

**BG1 Judah/Jerusalem**



# Big Question 14, Bible Truth 2 Storyboard Pictures Key (SB)

Store these pictures in numerical order in your DDD Bible Folder.  
Add these to your story as you tell it. Numbers correspond to placement order.

**SB1 King Hezekiah and Young Manasseh Worshiping the LORD**



**SB11 King Manasseh Grows Up and Still Refuses to Obey the Lord**



**SB2 Worshiping the LORD in the Temple**



**SB12 Wilderness and Hills**



**SB3 Phlistines**



**SB13 Assyrian Commanders and Soldiers Come to Judah**



**SB4 Assyrians**



**SB14 Soldiers Get King Manasseh and Put Him in Chains**



**SB5 Young Manasseh Does Not Worship the LORD**



**SB15 King Manasseh in Jail in Nineveh**



**SB6 Worshiping the Fake Gods and Getting Rid of God's Word**



**SB16 King Manasseh Knows He Is a Sinner**



**SB7 King Manasseh's Sin Deserves God's Punishment**



**SB17 King Manasseh Confesses His Sins to the LORD**



**SB8 The People's Sin Deserves God's Punishment**



**SB18 The LORD Forgives King Manasseh**



**SB9 Prophets Urge Manasseh and the People to Repent of Their Sins or They Will Face God's Punishment**




**SB10 People Worship the Fake Gods, Too**



**SB20 Leads the People in Worshiping the LORD**



Note: Use sticky tac putty rather than velcro on back of pictures placed on top of other pictures.



**BG1 Judah/Jerusalem is Constructed Out of 6 Pieces. Laminate These as Separate Pieces or Group Them Together as Three Pairs (1A and 1B; 2A and 2B; 3A and 3B). The Pieces Fit Together Like This:**


1A 2A 3A  
1B 2B 3B

**NOTE:**

Some of the larger images are assembled from two or more pages. You can make these easier to fold by leaving a small gap in the lamination between the pieces. This allows you to fold the image along the gap.




leave slight gap here  
to create a "hinge"  
for easy folding




BG1 Judah/Jerusalem Pt 1 of 6 (1A)  
DDD 14.2 Story  
glue together, then laminate  
Place on board BEFORE telling story







BG1 Judah/Jerusalem Pt 2 of 6 (2A)  
DDD 14.2 Story  
glue together, then laminate  
Place on board BEFORE telling story




BG1 Judah/Jerusalem Pt 3 of 6 (3A)  
DDD 14.2 Story  
glue together, then laminate  
Place on board BEFORE telling story



BG1 Judah/Jerusalem Pt 4 of 6 (1B)  
DDD 14.2 Story  
glue together, then laminate  
Place on board BEFORE telling story

BG1 Judah/Jerusalem Pt 5 of 6 (2B)  
DDD 14.2 Story  
glue together, then laminate  
Place on board BEFORE telling story



BG1 Judah/Jerusalem Pt 6 of 6 (3B)  
DDD 14.2 Story  
glue together, then laminate  
Place on board BEFORE telling story





SB1 King Hezekiah and Young  
Manasseh Worshiping the LORD  
DDD 14.2 Story


SB7 King Manasseh's Sin  
Deserves God's Punishment  
DDD 14.2 Story

SB8 The People's Sin  
Deserves God's Punishment  
DDD 14.2 Story



Forgiven

SIN



SB18 The LORD Forgives  
King Manasseh  
DDD 14.2 Story

SB16 King Manasseh  
Knows He Is a Sinner  
DDD 14.2 Story

SB2 Worshiping the  
LORD in the Temple  
DDD 14.2 Story




SB3 Philistines  
DDD 14.2 Story




SB4 Assyrians, Pt 1 of 3  
DDD 14.2 Story  
Glue Together and Laminate






SB4 Assyrians, Pt 2 of 3  
DDD 14.2 Story  
Glue Together and Laminate



SB4 Assyrians, Pt 3 of 3  
DDD 14.2 Story  
Glue Together and Laminate



~~The  
LORD~~

~~my~~

~~People~~

~~God's word,  
the Bible~~

SB5 Young Manasseh  
Does Not Worship the LORD  
DDD 14.2 Story





**Fake  
Gods**

**God's Word  
the Bible**


**God's Laws**

SB6 Worshiping the  
Fake Gods and Getting  
Rid of God's Word  
DDD 14.2 Story



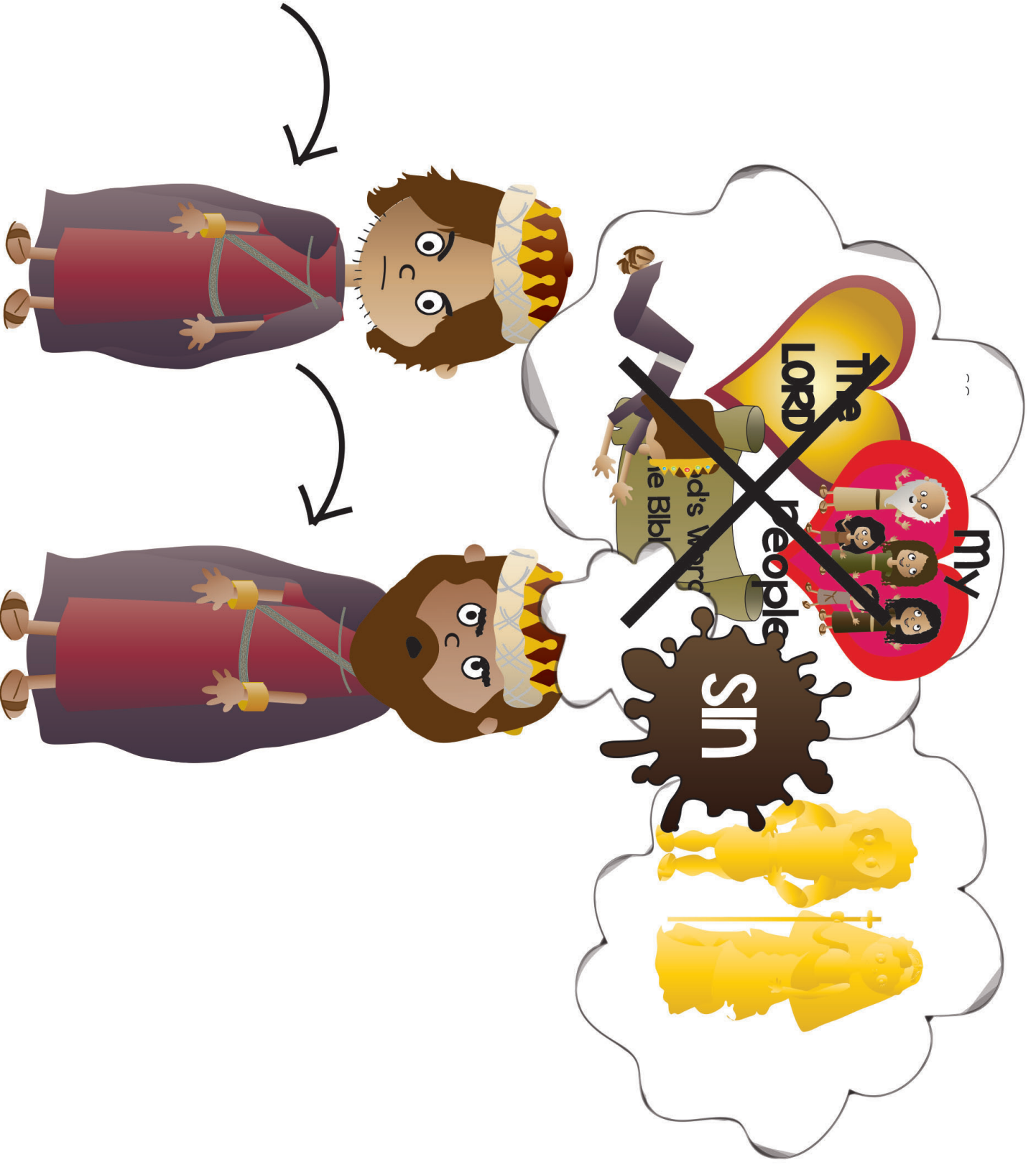


SB9 Prophets Urge Manasseh and the  
People to Repent of Their Sins or They  
Will Face God's Punishment  
DDD 14.2 Story




SB10 People Worship the  
Fake Gods, Too  
DDD 14.2 Story

SB14 Soldiers Get King  
Manasseh and Put Him  
in Chains  
DDD 14.2 Story




SB11 King Manasseh  
Grows Up and Still  
Refuses to Obey the Lord  
DDD 14.2 Story




SB12 Wilderness and Mountains  
Pt 1 of 2  
DDD 14.2 Story  
Glue Together and Laminate






SB12 Wilderness and Mountains  
Pt 2 of 2  
DDD 14.2 Story  
Glue Together and Laminate



SB13 Assyrian Commanders  
and Soldiers Come to Judah  
DDD 14.2 Story



SB15 King Manasseh in  
Jail in Nineveh  
DDD 14.2 Story



SB17 King Manasseh  
Confesses His Sins to  
the LORD  
DDD 14.2 Story






SB19 Manasseh Is King  
in Judah Once More and  
Worships the LORD  
DDD 14.2 Story

SB19 Manasseh Is King  
in Judah Once More and  
Worships the LORD  
DDD 14.2 Story

**“Give thanks to the LORD!”**



SB20 Leads the People in  
Worshiping the LORD  
DDD 14.2 Story

# **DEEP DOWN DETECTIVES**



**Unit 14,  
Bible Truth 3  
Visual Aids  
and  
Large Format Storyboard Pictures**

## About Deep Down Detectives Visual Aids and Large Format Storyboard Pictures

### How Are They Used?



The Deep Down Detectives Visual Aids and Large Format Storyboard Pictures are companion resources to be used alongside the Deep Down Detectives Core Curriculum for each unit. These colorful pictures are used in presenting the key concepts, telling the Bible stories, and, in playing the Bible Story Review games. The storyboard pictures in this book are for flannelgraph boards at least 36" x 48." (Choose Visual Aids with Small Format Storyboard Pictures for smaller boards.)

### What Do They Include?



**There are six, different resources included in this book:**

**1. Key Concept Visual Aids**-- colorful signs of the Big Question and Answer, the Bible Truths taught in each unit, the Bible verses, and the Listening Assignments used with the curriculum for each Bible Truth taught in the unit.

**2. The Storyboard Picture Key**--a who's who of the pictures in thumbnail size.

**3. Storyboard Suggested Picture Placement** page--how you can place your pictures up on your storyboard that works well with the story.


**4. The Storyboard Pictures, themselves.** Notice that each picture is identified on the back for easy reference.

**5. Directions** for how to make a homemade flannelgraph storyboard and sturdy storyboard pictures.

**6. Directions** for making the Deep Down Detectives "Bible" Folder and the **back/front images** to paste in place when making it. (Larger back/front images are found online with the curriculum.)



### Ready, Set, Rip It Out!



This book is meant to be ripped up and made into your visual aid. The key concept signs can be cut out and laminated or slipped into sheet protectors. Cut out around the storyboard images and ideally, laminate these. Some of the biggest pictures actually need to be stuck together, before laminating.

### Store It!



Deep Down Detectives is a curriculum that can be used over and over. Store your visual aids and storyboard pictures after using them and they will serve you for many years. We store ours in manilla envelopes and then put them (along with all the rest of the curriculum) in magazine files, labeled by unit. If you have multiple classes using the curriculum, store each set of resources in separate manilla envelopes. This will make prep much simpler, second time around.

### Replacement Storyboard Pictures



You can always purchase this book again or simply go online to the [praisefactory.org](http://praisefactory.org) website (Deep Down Detectives section) and print out any pictures that go missing.

**The Case of the Wet and Wild Thank You***Jonah***Story-telling Tips**

Ahead of time:

1. Read the Bible verses and story. Pray!
2. Choose story action cues and prepare storyboard figures/Story Scenes, if using. (In Visual Aids book)
3. Practice telling story with the storyboard figures/Story Scenes, timing your presentation. Shorten, if necessary.

During your presentation:

1. Maintain as much eye contact as possible as you tell the story.
2. Put up storyboard figures/add story action cues/hold up Story Scenes as you tell the story. Allow the children to help you put them on the board, if desired.
3. Include the children in your story with a few questions about what they think will happen or words/concepts that might be new to them.
4. Watch the kids for signs that their attention span has been reached. Shorten, if necessary.

**INTRODUCTION/ LISTENING ASSIGNMENTS**

**“Our story is called: The Case of the Wet and Wild Thank You. Here is your listening assignment... ”** *Read the assignment for your lesson using Detective Dan’s Listening Assignment sign or the text below:*

**Detective Dan’s Lesson #1 Listening Assignment:**

I need to know:

- 1. Who got wet in the wild storm? Why did he get so wet?**
- 2. What did he thank God for doing?**

**Detective Dan’s Lesson #2 Listening Assignment:****Our Bible Verse is Psalm 107:8***“Give thanks to the LORD for His unfailing love and his wonderful deeds for men.”*

I need to know:

- 1. Who had something wonderful to thank God for? What was it?**
- 2. How did the LORD show His unfailing love to him?**

**Detective Dan’s Lesson #3 Listening Assignment:**I found six clues, but two of them are **NOT** in the story.

They are: a picture, a big fish, a bad guy from Nineveh, a big storm, a sailor, and a car.

*Hold each of them up for the children to see as you identify them.*

I need to know:

- 1. Which four belong in the story and which two don’t?**
- 2. Who thanked God for wet rescuing him? What did God do to rescue him?**

**Read the assignment questions, THEN SAY,**

*“Ok, Deep Down Detectives! Put on your best listening ears and see if you can hear the answers to Detective Dan’s questions. When I finish telling the story, we will see if we can answer all the questions.”*

*Read the Bible Truth story, answer questions, present the gospel and lead in prayer.*

*Answers to questions; the gospel; and, ACTS prayer are included with the story text.*

**The Case of the Wet and Wild Thank You** *Jonah*

*Story with lines separating paragraphs (text in bold, optional interaction cues in italics) Numbers correspond to storyboard pictures and placement upon the storyboard. Always feel free to use less pictures, if it's best for your kids. Simply black out the numbers next to pictures you do not plan to use. All pictures are found in the Visual Aids book. Put BG (background) pictures on storyboard ahead of time. SB pictures (listed below in story text) are added to board as you tell the story. These numbers are also found on the back of each picture. Tip: Stack pictures in numerical order before telling story for easy use. Use sticky-back velcro to attach pictures to storyboard felt. Use sticky-tac putty to stick a picture on top of another picture. OR, if using the Story Scenes to tell the story, disregard the storyboard picture references listed below.*

**(SB1) Jonah was a prophet, a special messenger of the LORD. Prophets were SUPPOSED to tell the LORD's messages, so people would obey Him. But this time, Jonah wanted to keep his mouth SHUT!**

**"Go to Nineveh, the big city of the Assyrians, your enemies. I have a message for them," the LORD had told Jonah. "Tell them: 'I've seen all the terrible things you have done. In forty days, I'm going to punish you,'" the LORD said.**

**(SB2) "No, I don't want to go!" thought Jonah. "The LORD wants the people of Nineveh to hear His warning, so they will turn away from their sins and not be punished," Jonah guessed. "They are Assyrians, our mean enemies. What terrible things they've done to us, the people of Israel," Jonah exclaimed. "I don't want the LORD to have mercy on them! I want Him to punish them NOW! I am NOT going to Nineveh. I am NOT going to give them the LORD's message. I'm going to run far, far away instead!" he decided.**

**Uh, oh! Was this a good idea? Can anyone really run away from God and His good plans?**

*What do you think?*

**Jonah certainly thought he could!**

**(SB3) So, Jonah went to Joppa, by the sea. He found a boat headed to Tarshish --a city about as far away from Nineveh as he could get. He paid for his ticket and (SB4) got on board. Jonah was going to escape from the LORD and escape from his job. No, sir! He would not be part of the LORD's plan of mercy this time.**

**But Jonah was wrong! No one can escape from the LORD—no matter how hard they try. The LORD is everywhere, all the time. He knows everything there is to know. There is no escaping from Him and His good plans! The LORD knew exactly what Jonah was up to. He knew that Jonah was disobeying Him.**

**Yes, the LORD knew Jonah inside and out! He knew Jonah hated the people of Nineveh. Jonah was acting like he had no sin that deserved God's punishment. Was Jonah right? Was he without sin? Was he better than the people of Nineveh?**

*What do you think?*

**Jonah was very wrong!**

**The truth was that Jonah deserved God's punishment for his own sins, just as much as the people of Nineveh deserved it for theirs. He had chosen to disobey the LORD, just like they had. Yes, Jonah needed to confess his sins and ask for the LORD's mercy, just like they did.**

**Jonah didn't understand this yet, but the LORD was going to teach this to him, as Jonah was just about to find out.**



*Story with lines separating paragraphs (text in bold, optional interaction cues in italics)*

**(SB5) Out at sea, Jonah soon fell asleep. He was on his way to Tarshish. Now he could relax, or so he thought.**

**(SB6) Suddenly, a big storm struck. (SB7, SB8) “Whoosh, boom, bang, slap!” went the strong wind on the sails and the big waves on the sides of the boat. Up and down, side to side, the boat was tossed in the storm. It would sink if something wasn’t done quickly!**

**(SB9) The sailors were terrified. “Help us! Help us!” they each cried out to their gods. But their gods were just fake gods. They couldn’t stop the storm or help the sailors. “Whoosh, boom, bang, slap!” The waves kept splashing up high and the winds kept blowing as strong as ever.**

**(SB10) The sailors decided to throw things off the boat. Maybe this would keep it from sinking. (SB11) Off went barrels and ropes, riggings, and supplies. Would this be enough to keep the ship from sinking? No, try as they may, this still was not enough. The sailors were losing all hope. They would surely drown. Were they right? Was there no one who could help them?**

*What do you think?*

**But there WAS who could help, and only Jonah knew who it was. It was the LORD. He had brought this big storm and it was only He who could help them out of it.**

**(SB12) The sailors found Jonah asleep and woke him up. Perhaps his god could help them, they hoped. “Get up, Jonah! Cry out to your god! Perhaps he will help us!” the sailors pleaded with Jonah.**

**Jonah knew the LORD could help them, but it would take more than praying to Him for this storm to stop. “The LORD has brought this storm upon us because I have disobeyed Him,” he told them. “I have a message from Him that I was supposed to give, but I ran away instead,” he explained. “You must throw me off the ship if you want the storm to stop,” he said.**

**The sailors didn’t want to throw Jonah off the ship. They knew he would die in the big waves. But they knew they would all die if they didn’t. What should they do?**

*What do you think they will do?*

**They had no choice. The storm was getting worse and worse. (SB13) So, they threw Jonah overboard into the big, swirling waves. And as soon as they did, the sea grew calm. Jonah’s God was God. But Jonah was headed down, down, down, into the depths of the sea.**

**The LORD would have been right to let Jonah die in that storm and Jonah knew it. Jonah had refused to obey Him on purpose. But the LORD treats His people better than they could ever deserve. Jonah cried out to the LORD to rescue him, even as he was drowning for disobeying Him. Would the LORD help Jonah, or was it too late?**

*What do you think?*

**No, it was not too late! Instead of letting Jonah die, (SB14) the LORD sent a giant fish to swallow Jonah, keeping him safe and alive inside its big belly.**

*Story with lines separating paragraphs (text in bold, optional interaction cues in italics)*

**For three days and three nights, Jonah lay in that yucky, fish belly. And as he lay there, he thought about what had happened. Jonah thought about how he had disobeyed the LORD. He thought about how he had deserved God's punishment. And, he thought about how God had kindly rescued him with the big fish.**

**The LORD was giving Jonah a chance to turn away from his sins and obey Him, and Jonah took it! How merciful the LORD had been to him! (SB15) How grateful Jonah was! So right there, in the belly of that fish, Jonah prayed to the LORD a prayer of thanks. "I was sinking down in the stormy waters about to die," Jonah said to the LORD. "I deserved Your punishment, but You rescued me when I prayed to You. Thank you, LORD, for saving me!"**

---

**The LORD heard Jonah's prayer. He knew his heart had changed. (SB16) The LORD spoke to the fish and it swam near the beach and spit Jonah out upon the dry land.**

**Jonah was so thankful that the LORD had saved him! He knew didn't deserve it. Now he was ready to obey the LORD. He would go to Nineveh and give the people the LORD's message. He would give them the chance to be spared God's punishment, even though THEY didn't deserve it.**

---

**(SB17) So, off went Jonah to Nineveh. Over the hills of Israel, then through dry, wilderness lands he travelled. At last, he could see the great walls of Nineveh, that big city full of their mean enemies.**

**(Remove BG2, Add SB18, SB19) Jonah walked around Nineveh's great walls, then into the city to find the king. "The LORD says: 'I've seen what you and your people have been up to. I've seen all the terrible things you've done. In forty days, I'm going to punish you for them,' Jonah told him.**

**And what would the king do? They worshiped fake gods, not the LORD. Would he really believe this message from the LORD?**

*What do you think he did?*

---

**Yes, he did! He believed the LORD's message and turned away from his evil ways. He ordered the people, to repent, also. "Let all the people and even all the animals, put on clothes of sadness," the king of Nineveh ordered. "Let no one eat or drink but spend all your time praying to the LORD. Turn away from your sins. Perhaps He will have mercy and not punish us now," he exclaimed.**

---

**(SB20) The people obeyed. Everyone put on the scratchy sackcloth, the clothes of sadness. They even put it on their animals. For forty, long days, they prayed and prayed. "LORD, have mercy, LORD, have mercy," they pleaded. But would He? Would the LORD really have mercy on them?**

*What do you think?*

**Yes, He would! Day Forty came and the LORD did NOT punish them. Oh, how the people of Nineveh must have thanked the LORD that day! They had deserved His punishment, but He chose to have mercy on them. What an amazing God is the LORD!**

**Cracking the Case:** (story wrap-up for Listening Assignments)

It's time to see how we did with our Listening Assignment.

**Detective Dan's Lesson 1 Listening Assignment:**

**1. Who got wet in the wild storm? Why did he get so wet?** Jonah did. He was thrown into the sea when he admitted that his sin against the LORD was the reason for the storm.

**2. What did he thank God for doing?** For not letting him drown in the sea, but rescuing him with the big fish. God was merciful to Jonah.

**For You and Me:**

We may never get thrown into a stormy sea or need God to rescue us from being swallowed by a huge fish. But, there is still something we need God to rescue us from. Something BIGGER than the stormy sea. We need Him to rescue us from the punishment we deserve from Him for our sins! God provides us that rescue through Jesus when we turn away from our sins and trust in Him as our Savior. And if we do, we will have far more than Jonah did to thank God for!

**Detective Dan's Lesson 2 Listening Assignment:  
Our Bible Verse is: Psalm 107:8**

"Give thanks to the LORD for His unfailing love and his wonderful deeds for men."

**1. Who had something wonderful to thank God for? What was it?** Jonah. For rescuing him from dying in the sea.

**2. How did the LORD show His unfailing love to him?** He rescued Jonah and gave him another chance to obey Him.

**For You and Me:**

We may never get thrown into a stormy sea or need God to rescue us from being swallowed by a huge fish. But, there is still something we need God to rescue us from. Something BIGGER than the stormy sea. We need Him to rescue us from the punishment we deserve from Him for our sins! God provides us that rescue through Jesus when we turn away from our sins and trust in Him as our Savior. And if we do, we will have far more than Jonah did to thank God for!

**Detective Dan's Lesson 3 Listening Assignment:**

Our six clues were: a picture, a big fish, a bad guy from Nineveh, a big storm, a sailor, and a car.

**1. Which four belong in our story?** The big fish, bad guy from Nineveh, big storm and sailor belong. The picture and the car do not.

**2. Who thanked God for rescuing him? What did God do to rescue him?** Jonah did. He didn't let him drown in the stormy sea. He sent a big fish to swallow him and keep him save.

**For You and Me:**

We may never get thrown into a stormy sea or need God to rescue us from being swallowed by a huge fish. But, there is still something we need God to rescue us from. Something BIGGER than the stormy sea. We need Him to rescue us from the punishment we deserve from Him for our sins! God provides us that rescue through Jesus when we turn away from our sins and trust in Him as our Savior. And if we do, we will have far more than Jonah did to thank God for!

**The Gospel** (story wrap-up if NOT using Listening Assignments)**Our Bible Truth is:****How Does God Want Us to Pray?****Every Night and Day...****He Wants Us to Thank Him!**

How does God want us to pray? Every night and day... He wants us to thank Him. There are many things God's people can thank God for. They know that He is the one who gives them everything good that they enjoy.

But the thing that God's people thank God for most of all, is saving them from their sins and making them His people. How amazing it was that God would send Jesus to die on the cross and take the punishment they deserved from God for their sins. He helped them turn away from their sins and trust in Jesus as their Savior.

If we turn away from our sins and trust in Jesus as our Savior, God will forgive us and save us, too. Then, we will be able to join all of God's people in thanking God for saving us!


*Close in prayer.*

**Closing ACTS Prayer**

- A** We praise You, God, for being so good to us. You fill our lives with so many good gifts! You make the way for us to be Your people.
- C** God, so often we forget just how good You have been to us. We forget that the good gifts we enjoy each day come from You. We forget how amazing it is that You would save us and make us Your people through Jesus. How ungrateful we are! Oh, how we need a Savior!
- T** Thank You for continuing to be so good to us, even when we forget to be grateful to You. Thank You for all of Your good gifts that we enjoy each day. Thank You, especially, for sending Jesus to be our Savior, so we can become Your people.
- S** God, work in our hearts. Help us to turn away from our sins and trust in Jesus as our Savior. Help us to see more of Your good gifts and thank You for them. In Jesus' name, we pray, Amen.

***Go to Lesson Plan, p.9 for the script to the rest of the lesson.***

# How does God want us to pray?



**ANSWER:**

## Every night and day... all the time!

VISUAL  
AID

#1

take out



of BQB

# The Big Question

*Hold up the Big Question sign for all the children to see,  
and say:*

The Big Question we are investigating today is

Big Question Number 14:

## How Does God Want Us to Pray?

and the Answer is:

### Every Night and Day...

#### Meaning:

Prayer is talking and listening to God. It's how God's people enjoy more of the special closeness they have with Him. It is a little bit like the forever happiness they will have with God when they live with Him in heaven.

God's people pray to God every night and day...and many times in between. There is so much to talk to Him about and God always wants to listen!

God's people tell God how wonderful He is. They say sorry for how they have disobeyed Him. They thank Him for all He's done for them and others. They ask Him to do great things. God's people want to stay close to God because He is the most wonderful person that anyone can ever know.

Let's sing our Big Question Song:"

## Big Q & A H Song

*DDD NIV Songs 14, track 12*

*(adapted version of "Old MacDonald Had a Farm")*

How does God want us to pray?

Ev'ry night and day!

How does God want us to pray?

Ev'ry night and day!

Ev'ry night, ev'ry day,

Ev'ry night, ev'ry day,

Ev'ry night and day!

How does God want us to pray?

Ev'ry night and day!

# BIG QUESTION 14: Four truths about how we can pray

1. I PRAISE YOU, GOD!




3.

THANK YOU, GOD!




4.

PLEASE, GOD!



2. SORRY, GOD!

2.



## **This Unit's Bible Truths**

"Every Night and Day!" is a good beginning, but there's so more to learn. So it's time for us to dig down even deeper for more answers to our Big Question about God. We're going to be learning FOUR Bible truths that all tell us more about how God wants us to pray.

Who would like to hand me the picture with our four Bible truths on it? It's in the Big Question Box/Briefcase."

*Choose a child to get it and hand it to you, then hold it up and show them the pictures of the four truths they will be learning.*

*After everyone has had a good look say...*

"Ok, we've learned two truths about how God wants us to pray. They are: "He Wants Us to Praise Him" and, "He Wants Us to Confess Our Sins to Him" (point to pictures as you identify each Bible Truth). Now let's look at our Bible Truth Clue sign and see if we can figure out which of these four truths we will be learning about today. Who would like to get it out of the Big Question Briefcase for me?"

*Choose a child to open the briefcase, take out the Bible Truth Clue sign and hand it to you.*



CAN YOU GUESS BIBLE TRUTH 3:

How Does God  
Want Us to Pray?  
Every Night and  
Day...

He wants us to  
???? to Him!

HINT: This is what you say to  
someone when they do something  
nice for you. This word starts  
with the letter "p" and it rhymes  
with "plank."

ANSWER:  
He wants us to THANK Him!



Visual  
Aid



#3

# Revealing the Bible Truth

## We Are Learning

*Hold up the front side for the children to see. Cover up the answer, written along the bottom, and say:*

**“How Does God Want Us to Pray?**

**Every Night and Day...**

**He Wants Us to ???? Him!”**

We’re missing one word. Here’s the hint to what the missing word is. It says: This is what you say to someone when they do something nice for you. This word starts with the letter “P” and it rhymes with “plank.”

Can you guess? It’s “Thank.”

So, the Bible Truth we are learning today is:

*(Uncover answer from bottom of sign, show it to them and say:)*

**“How Does God Want Us to Pray?**

**Every Night and Day...**

**He Wants Us to THANK Him!”**


And here is what this Bible Truth means:

*(read the meaning off of the back of the sign, say:)*

Prayer is talking to God and listening to Him. Prayer is a little taste of the forever happiness God’s people will have with Him in heaven. When God’s people pray, they thank God for what He has done.

There are so many things God’s people can thank Him for. He keeps the world going, every day and night. He provides them with food, friends, and family. He gives them the Holy Spirit to comfort them and help them do whatever good things He wants them to do. He answers their prayers. Best of all, He has taken away the punishment they deserved for their sins when Jesus suffered and died on the cross for them. In heaven, God’s people will thank God forever and ever. They will never run out of things to thank God for.

We can become God’s people, too, when we turn away from their sins and trust in Jesus as their Savior. Then we can thank Him for being our Savior, too!



**“Give thanks to the LORD for His unfaithful love and his wonderful deeds for men.”**  
**Psalm 107:8, NIV 1984**

## Bible Truth 3 Bible Verse

*Remove the Bible Verse Picture from the "Bible" folder and hold it up for all the children to see, then say:*

Psalm 107:8 tells us:

### **Psalm 107:8**

"Give thanks to the LORD for His unfailing love and his wonderful deeds for men."

**Learn a Little:** "Give thanks to the LORD."

### **What does that mean?**

God's people have so much to thank the LORD for! What wondrous works He has done for them! He sent Jesus to be their Savior and forgive all their sins. He sent His Holy Spirit to live inside of them and help them love Him and live for Him! And one day, they will all go to live with Him forever.

"Now it's time to do a bit more deep down investigating. Let's see what Detective Dan wants us to help him figure out. Would someone like to get it out for me?"

"We've said our Bible verse, now let's sing it!"

"We've said our Bible verse, now let's sing it!"

## Give Thanks to the Lord:

### **Psalm 105:1,2, ESV**

*DDD NIV Songs 14, track 21*

Give thanks to the LORD, give thanks,  
Call upon His name;  
Make known His deeds  
among the peoples, peoples.  
Tell all His wondrous works!  
Glory in His holy name,  
Let the hearts of those who seek the LORD  
Rejoice, rejoice!  
Psalm One-o-five, one through three.

"Now it's time to do a bit more deep down investigating. Let's see what Detective Dan wants us to help him figure out. Would someone like to get it out for me?"


take out



Place in




Visual Aid



# Detective Dan's Listening Assignment #1

# Detective Dan's

## Listening Assignment #1



Hi, Deep Down Detectives!

I'm working on a brand-new case called:

“The Case of the Wet and Wild Thank You.”

I need to find out:

1. Who got wet in the wild storm? Why did he get so wet?

AND

2. What did he thank God for doing?

Can you help me? Listen carefully to the story and you might just hear the answers!

Thanks!

Detective Dan

**Then say,** “Ok, Deep Down Detectives! Put on your best listening ears and see if you can hear the answers to Detective Dan's questions. When I finish telling the story, we will see if we can answer all of his questions.”

*Read the Bible Truth story, putting up the storyboard pictures as you tell it.*

*At the end of the story, repeat the questions and lead the children in answering them. Present the gospel and close in prayer.*

\*Answers to assignment questions, the gospel and ACTS prayer are also included at the end of the story text.\*

Answers:

**1. Who got wet in the wild storm? Why did he get so wet?** Jonah did. He was thrown into the sea when he admitted that his sin against the LORD was the reason for the storm.

**2. What did he thank God for doing?** For not letting him drown in the sea, but rescuing him with the big fish. God was merciful to Jonah.

**For You and Me:**

We may never get thrown into a stormy sea or need God to rescue us from being swallowed by a huge fish. But, there is still something we need God to rescue us from. Something BIGGER than the stormy sea. We need Him to rescue us from the punishment we deserve from Him for our sins! God provides us that rescue through Jesus when we turn away from our sins and trust in Him as our Savior. And if we do, we will have far more than Jonah did to thank God for!

take out



Place in



Visual Aid



# Detective Dan's Listening Assignment #2

# Detective Dan's

## Listening Assignment #2



Hi, Deep Down Detectives!

I'm still working on the case called:

"The Case of the Wet and Wild Thank You."

Our Bible Verse is Our Bible Verse is Psalm 107:8:

"Give thanks to the LORD for His unfailing love and his wonderful deeds for men."

I need to find out:

1. Who had something wonderful to thank God for? What was it?

AND

2. How did the LORD show His unfailing love to him?

Can you help me? Listen carefully to the story and you might just hear the answers!

Thanks for your help!

Detective Dan

**Then say.** "Ok, Deep Down Detectives! Put on your best listening ears and see if you can hear the answers to Detective Dan's questions. When I finish telling the story, we will see if we can answer all of his questions."

*Read the Bible Truth story, putting up the storyboard pictures as you tell it. At the end of the story, repeat the questions and lead the children in answering them. Present the gospel and close in prayer.*

\*Answers to assignment questions, the gospel and ACTS prayer are also included at the end of the story text.\*

Answers:

**Our Bible Verse is Our Bible Verse is Psalm 107:8**

"Give thanks to the LORD for His unfailing love and his wonderful deeds for men."

I need to find out:

1. Who did Jesus promise to send to His disciples to help them know God and live for Him? The Holy Spirit.

2. What did this Helper give Jesus' disciples wisdom to do? To know God; to know how God wanted them to live; and, to know what to say as they told others about Jesus.

**For You and Me:**

God sent His Holy Spirit to live inside Jesus' disciples who lived long ago. He gave them so many good gifts, including wisdom to know Him and to know what to tell others about Jesus. He promises those gifts to us today, too, when we turn away from our sins and trust in Jesus as our Savior. Then, God's Holy Spirit will come into our hearts and give us wisdom, too! What a wonderful gift!



take out



Place in



Visual Aid



# Detective Dan's Listening Assignment #3

# Detective Dan's

## Listening Assignment #3



Hi, Deep Down Detectives!

I'm still working on the case called:

“The Case of the Wet and Wild Thank You.”

I found SIX clues, but TWO of them are NOT in the story. They are: a picture, a big fish, a bad guy from Nineveh, a big storm, a sailor, and a car.

*Hold up each of the six pictures for the children to see as you identify them. Better yet, put them up on your flannelgraph board, off to one side.*

I need to know:

1. Which FOUR pictures belong in the story and which TWO do NOT?
2. Who thanked God for rescuing him? What did God do to rescue him?

Can you help me? Listen carefully to the story and you might just hear the answers!

Thanks!

Detective Dan

**Then say,** “Ok, Deep Down Detectives! Put on your best listening ears and see if you can hear the answers to Detective Dan's questions. When I finish telling the story, we will see if we can answer all of his questions.”

*Read the Bible Truth story, putting up the storyboard pictures as you tell it. At the end of the story, repeat the questions and lead the children in answering them. Present the gospel and close in prayer.*

\*Answers to assignment questions, the gospel and ACTS prayer are also included at the end of the story text.\*

Answers:

**1. Which four belong in our story?**


The big fish, bad guy from Nineveh, big storm and sailor belong. The picture and the car do not.

**2. Who thanked God for rescuing him? What did God do to rescue him?**  
Jonah did. He didn't let him drown in the stormy sea. He sent a big fish to swallow him and keep him safe.


**For You and Me:**

We may never get thrown into a stormy sea or need God to rescue us from being swallowed by a huge fish. But, there is still something we need God to rescue us from. Something BIGGER than the stormy sea. We need Him to rescue us from the punishment we deserve from Him for our sins! God provides us that rescue through Jesus when we turn away from our sins and trust in Him as our Savior. And if we do, we will have far more than Jonah did to thank God for!

# A Big Fish



# A Picture



VISUAL  
AID  
#5C

Place in  
DDD  
Bible™

take out  
Big  
Question  
Bridges™  
of BQB


VISUAL  
AID  
#5C

Place in  
DDD  
Bible™


take out  
Big  
Question  
Bridges™  
of BQB

DDD 14.3 Lesson 3 Listening Assignment Clue Picture 2 for kids

DDD 14.3 Lesson 3 Listening Assignment Clue Picture 1 for kids



**A Big Storm**



**A Bad Guy from Nineveh**

VISUAL  
AID  
#5C

Place in  
DDD  
Bible™

take out  
Big  
Question  
Briefcase  
of BQB

VISUAL  
AID  
#5C


Place in  
DDD  
Bible™

take out  
Big  
Question  
Briefcase  
of BQB


DDD 14.3 Lesson 3 Listening Assignment Clue Picture 4 for kids

DDD 14.3 Lesson 3 Listening Assignment Clue Picture 3 for kids

A Car



A Sailor



VISUAL  
AID  
#5C

Place in  
DDD  
Bible™

take out  
Big  
Question  
Briefcase  
of BQB

VISUAL  
AID  
#5C

Place in  
DDD  
Bible™

take out  
Big  
Question  
Briefcase  
of BQB

DDD 14.3 Lesson 3 Listening Assignment Clue Picture 6 for kids

DDD 14.13 Lesson 3 Listening Assignment Clue Picture 5 for




---

## Big Question 14, Bible Truth 3 Storyboard Background Pictures Key (BG)


---

Put these pictures in place on your storyboard BEFORE you tell your story.

**BG1 Nineveh**



**BG2 Walls of Nineveh**



**BG3 Sea**



**BG4 Israel/Jerusalem**



**BG5 Joppa**



**BG6 Tarshish**



# Big Question 14, Bible Truth 3 Storyboard Pictures Key (SB)

Store these pictures in numerical order in your DDD Bible Folder.  
Add these to your story as you tell it. Numbers correspond to placement order.

**SB1 Jonah Hears the LORD's Message to Take to the People of Nineveh**



**SB14 Jonah Swallowed by Fish**



**SB2 Jonah Refusing to Take the LORD's Message**



**SB15 Jonah's Prayer of Thanks**




**SB3 Jonah Buys Passage on Ship in Joppa**



**SB16 Jonah Spit Out on Shore**



**SB4 Jonah on Board Ship Headed to Tarshish; Hate in His Heart**



**SB17 Jonah Crosses Hills and Wilderness to Nineveh**



**SB5 Jonah Goes to Sleep**



**SB18 Jonah Tells the LORD's Message to People of Nineveh**



**SB6 Storm Comes Up**



**SB19 King and People of Nineveh Listening**



**SB7 Waves Get Big**



**SB20 King and People Repent in Sackcloth and Ashes (and Animals); the LORD Forgives Them**



**SB8 Wind Blows Hard**



**SB9 Sailors Pray to Their Gods**



**SB10 Sailors Throw Cargo Off Ship**



**SB11 Cargo Floating in Sea**




**SB12 Jonah Tells Sailors to Throw Him Overboard to End Storm**



**SB13 Jonah Thrown Overboard**



Note: Use sticky tac putty rather than velcro on back of pictures placed on top of other pictures.




NOTE:


Some of the larger images are assembled from two or more pages. You can make these easier to fold by leaving a small gap in the lamination between the pieces. This allows you to fold the image along the gap.



leave slight gap here  
to create a “hinge” for  
easy folding





BG1 Nineveh Pt 1 of 3  
DDD 14.3 Story  
Glue together and laminate  
Place on board BEFORE telling story




BG1 Nineveh Pt 2 of 3  
DDD 14.3 Story  
Glue together and laminate  
Place on board BEFORE telling story









BG1 Nineveh Pt 3 of 3  
DDD 14.3 Story  
Glue together and laminate  
Place on board BEFORE telling story

SB4 Jonah on Board Ship  
Headed to Tarshish;  
Hate in His Heart, Pt 1 of 3  
DDD 14.3 Story  
Glue together and laminate




BG2 Nineveh Wall Pt 1 of 3  
DDD 14.3 Story  
Glue together and laminate  
Place on board BEFORE telling story



BG2 Nineveh Wall Pt 2 of 3  
DDD 14.3 Story  
Glue together and laminate  
Place on board BEFORE telling story

BG2 Nineveh Wall Pt 3 of 3  
DDD 14.3 Story  
Glue together and laminate  
Place on board BEFORE telling story




BG4 Israel/Jerusalem, Pt 1 of 2  
DDD 14.3 Story  
Glue together and laminate  
Place on board BEFORE telling story






BG4 Israel/Jerusalem, Pt 2 of 2  
DDD 14.3 Story  
Glue together and laminate  
Place on board BEFORE telling story





BG5 Joppa  
DDD 14.3 Story  
Place on board BEFORE telling story



BG6 Tarshish  
DDD 14.3 Story  
Place on board BEFORE telling story

SBI Jonah Hears the LORD's  
Message to Take to the  
People of Nineveh  
DDD 14.3 Story



SB2 Jonah Refusing to  
Take the LORD's Message  
DDD 14.3 Story

SB3 Jonah Buys Passage  
on Ship ion Joppa  
DDD 14.3 Story






SB4 Jonah on Board Ship  
Headed to Tarshish;  
Hate in His Heart, Pt 2 of 3  
DDD 14.3 Story  
Glue together and laminate



SB4 Jonah on Board Ship  
Headed to Tarshish;  
Hate in His Heart, Pt 3 of 3  
DDD 14.3 Story  
Glue together and laminate





SB16 Jonah Spit Out on Shore  
DDD 14.3 Story

SB9 Sailors Pray  
to Their Gods  
DDD 14.3 Story

SB11 Cargo Floating in Sea  
DDD 14.3 Story

SB10 Sailors Throw Cargo  
Off Ship  
DDD 14.3 Story

SB5 Jonah Goes to Sleep  
DDD 14.3 Story



SB15 Jonah's Prayer of Thanks  
DDD 14.3 Story

SB7 Waves Get Big, Pt 1 of 2  
DDD 14.3 Story





SB18 Jonah Tells the LORD's Message  
to People of Nineveh  
DDD 14.3 Story

SB7 Waves Get Big, Pt 2 of 2  
DDD 14.3 Story




SB12 Jonah Tells Sailors to Throw Him  
Overboard to End Storm  
DDD 14.3 Story

SB8 Wind Blows Hard  
DDD 14.3 Story



SB6 Storm Comes Up, Pt 1 of 2  
DDD 14.3 Story  
Glue Together and Laminate


SB6 Storm Comes Up, Pt 2 of 2  
DDD 14.3 Story  
Glue Together and Laminate




SB19 King and People of Nineveh  
Listening  
DDD 14.3 Story

SB13 Jonah Thrown  
Overboard  
DDD 14.3 Story






SB14 Jonah Swallowed  
by Fish, Pt 1 of 2  
DDD 14.3 Story



SB14 Jonah Swallowed  
by Fish, Pt 2 of 2  
DDD 14.3 Story

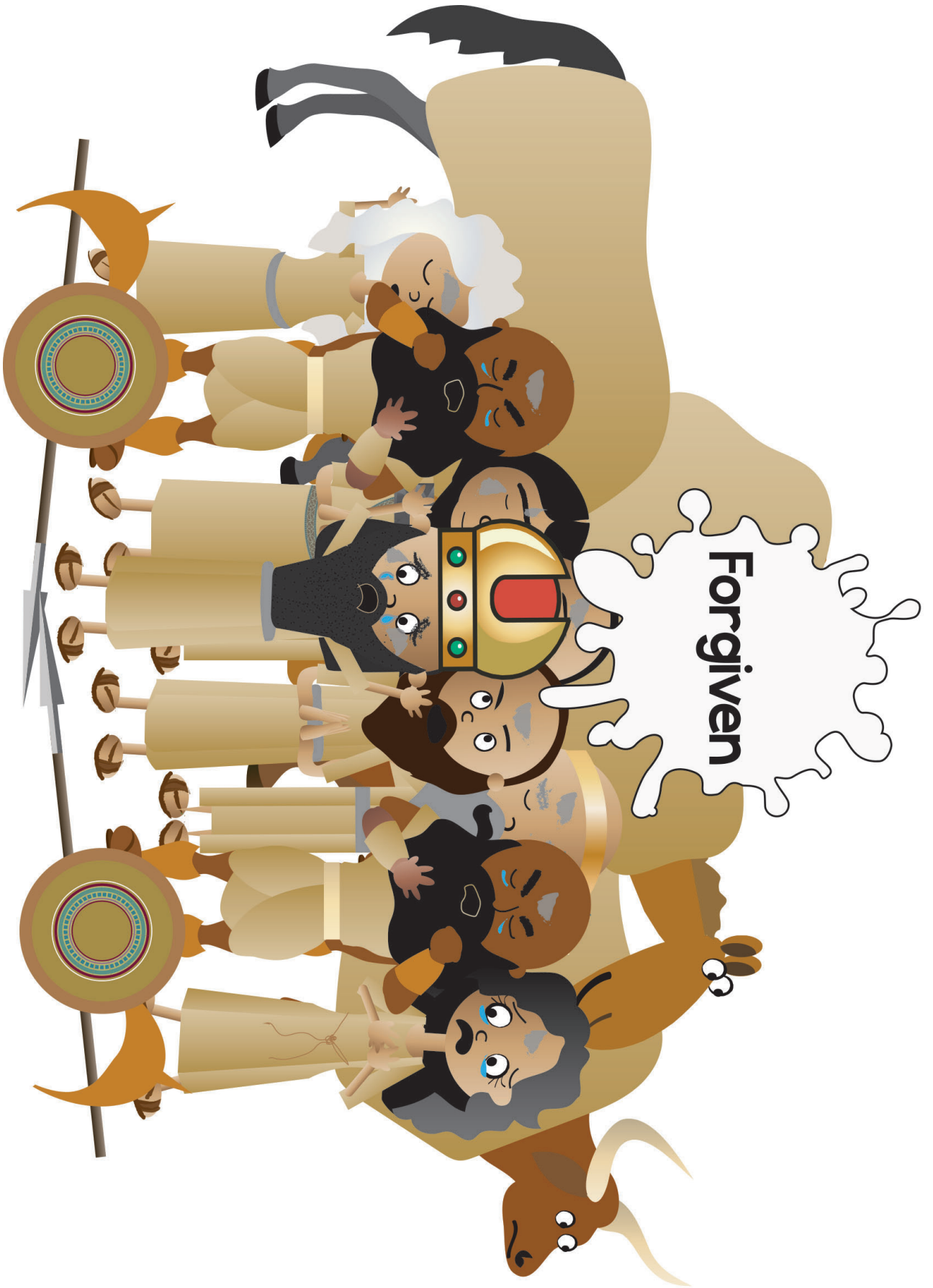


SB17 Jonah Crosses Hills and  
Wilderness to Nineveh, Pt 1 of 2  
DDD 14.3 Story



SB17 Jonah Crosses Hills and  
Wilderness to Nineveh, Pt 2 of 2  
DDD 14.3 Story





SB20 King and People Repent in  
Sackcloth and Ashes (and Animals);  
the LORD Forgives Them  
DDD 14.3 Story

# **DEEP DOWN DETECTIVES**



**Unit 14,  
Bible Truth 4  
Visual Aids  
and  
Large Format Storyboard Pictures**

## About Deep Down Detectives Visual Aids and Large Format Storyboard Pictures

### How Are They Used?



The Deep Down Detectives Visual Aids and Large Format Storyboard Pictures are companion resources to be used alongside the Deep Down Detectives Core Curriculum for each unit. These colorful pictures are used in presenting the key concepts, telling the Bible stories, and, in playing the Bible Story Review games. The storyboard pictures in this book are for flannelgraph boards at least 36" x 48." (Choose Visual Aids with Small Format Storyboard Pictures for smaller boards.)


### What Do They Include?



**There are six, different resources included in this book:**

- 1. Key Concept Visual Aids**-- colorful signs of the Big Question and Answer, the Bible Truths taught in each unit, the Bible verses, and the Listening Assignments used with the curriculum for each Bible Truth taught in the unit.
- 2. The Storyboard Picture Key**-- a who's who of the pictures in thumbnail size.
- 3. Storyboard Suggested Picture Placement** page--how you can place your pictures up on your storyboard that works well with the story.
- 4. The Storyboard Pictures, themselves.** Notice that each picture is identified on the back for easy reference.
- 5. Directions** for how to make a homemade flannelgraph storyboard and sturdy storyboard pictures.
- 6. Directions** for making the Deep Down Detectives "Bible" Folder and the **back/front images** to paste in place when making it. (Larger back/front images are found online with the curriculum.)

### Ready, Set, Rip It Out!



This book is meant to be ripped up and made into your visual aid. The key concept signs can be cut out and laminated or slipped into sheet protectors. Cut out around the storyboard images and ideally, laminate these. Some of the biggest pictures actually need to be stuck together, before laminating.

### Store It!



Deep Down Detectives is a curriculum that can be used over and over. Store your visual aids and storyboard pictures after using them and they will serve you for many years. We store ours in manilla envelopes and then put them (along with all the rest of the curriculum) in magazine files, labeled by unit. If you have multiple classes using the curriculum, store each set of resources in separate manilla envelopes. This will make prep much simpler, second time around.

### Replacement Storyboard Pictures



You can always purchase this book again or simply go online to the [praisefactory.org](http://praisefactory.org) website (Deep Down Detectives section) and print out any pictures that go missing.

**The Case of the Daring Pray-ers**

Acts 3-4

**Story-telling Tips**

Ahead of time:

1. Read the Bible verses and story. Pray!
2. Choose story action cues and prepare storyboard figures/Story Scenes, if using. (In Visual Aids book)
3. Practice telling story with the storyboard figures/Story Scenes, timing your presentation. Shorten, if necessary.

During your presentation:

1. Maintain as much eye contact as possible as you tell the story.
2. Put up storyboard figures/add story action cues/hold up Story Scenes as you tell the story. Allow the children to help you put them on the board, if desired.
3. Include the children in your story with a few questions about what they think will happen or words/concepts that might be new to them.
4. Watch the kids for signs that their attention span has been reached. Shorten, if necessary.

**INTRODUCTION/ LISTENING ASSIGNMENTS****“Our story is called: The Case of the Daring Pray-ers. Here is your listening assignment... ”***Read the assignment for your lesson using Detective Dan’s Listening Assignment sign or the text below:***Detective Dan’s Lesson #1 Listening Assignment:**

I need to find out:

- 1. What happened when Peter prayed for the lame man?**
- 2. What happened when the believers asked God to make them bold?**

**Detective Dan’s Lesson #2 Listening Assignment:****Our Bible Verse is Psalm 17:6:***“I call on you, O God, for you will answer me; give ear to me and hear my prayer.”*

I need to find out:

- 1. Who called on God to make them bold?**
- 2. How did God answer their prayers?**

**Detective Dan’s Lesson #3 Listening Assignment:**

I found six clues, but only 4 of them are in the story.

They are: a cake, a jail, a leader, a lame man, a rug, the Holy Spirit in a heart..

*Hold each of them up for the children to see as you identify them.*

I need to figure out:

- 1. Which four belong in our story?**
- 2. Who prayed for a lame man to be healed? Who prayed for God to help them boldly tell others about him? How did God answer these prayers?**

**Read the assignment questions, THEN SAY,***“Ok, Deep Down Detectives! Put on your best listening ears and see if you can hear the answers to Detective Dan’s questions. When I finish telling the story, we will see if we can answer all the questions.”**Read the Bible Truth story, answer questions, present the gospel and lead in prayer.**Answers to questions; the gospel; and, ACTS prayer are included with the story text.*

**The Case of the Daring Prayers** Acts 3-4

*Story with lines separating paragraphs (text in bold, optional interaction cues in italics) Numbers correspond to storyboard pictures and placement upon the storyboard. Always feel free to use less pictures, if it's best for your kids. Simply black out the numbers next to pictures you do not plan to use. All pictures are found in the Visual Aids book. Put BG (background) pictures on storyboard ahead of time. SB pictures (listed below in story text) are added to board as you tell the story. These numbers are also found on the back of each picture. Tip: Stack pictures in numerical order before telling story for easy use. Use sticky-back velcro to attach pictures to storyboard felt. Use sticky-tac putty to stick a picture on top of another picture. OR, if using the Story Scenes to tell the story, disregard the storyboard picture references listed below.*

---

**(SB1) The first Christians gathered together to pray. They had so much to talk to God about!**

**(SB2) They praised Him for being the great God who loved His people and raised Jesus from the dead. (SB3) They confessed their sins to God, (SB4) and they thanked Him sending Jesus to die on the cross to forgive their sins and save them.**

---

**But there was something else those first Christians prayed as they gathered together. (SB5) They asked God to do amazing things that would bring Him GLORY. That is, they wanted others to know Him and see how great He is.**

**“Help us to love each other as You have loved us in Jesus,” they prayed. “Help us to show and tell others that Jesus really is Your Son and He really is the Savior,” they asked. “Help us not to be scared of our enemies who want to hurt us because we believe in Jesus. Work in the hearts of many people. Help them to turn away from their sins and trust in Jesus as their Savior,” they prayed. All these things would bring glory to God’s name.**

**And did God answer these prayers? Did He do these amazing things?**

*What do you think?*

**Oh yes, He did answer them! The Bible has lots of stories of the amazing things God did in answer to their prayers. Let’s hear one.**

---

**(SB6) Lots of people were walking to the Temple, God’s special worship place in Jerusalem. It was time for evening prayers. (SB7) Peter and John, two of Jesus’ disciples, were going there to pray, too. There was so much to pray for! They wanted to live for Jesus. They wanted to tell the world about Jesus. They wanted God to do amazing things to show how great He is that all might praise and worship Him. These are the kinds of prayers God loves to answer.**

**But even before Peter and John entered the Temple to pray, God was already answering their prayers. (SB8) At the Temple gate, there was a man begging for money. Why was he begging instead of working for it?**

*What do you think?*

**He was begging because he had been born lame. (That means when he was born, his legs didn’t work, and he never was able to walk.) And back then, if your legs didn’t work, then you couldn’t work. All you could do is beg. So that’s why, day after day, this man was carried to the Temple gates and begged for money from the people coming to worship God.**

---

**“Help me! Give me money, please,” the lame man asked Peter and John, as they passed by. What would Peter and John do? Would they give this poor man some money?**

*What do you think?*

**No, they would NOT!**

**Does that surprise you? Does it sound like Peter and John were being mean? Didn’t they care about this man?**

*Story with lines separating paragraphs (text in bold, optional interaction cues in italics)*

**But Peter and John were NOT being mean, and they DID care about this man. They weren't going to give this man MONEY because God had something FAR BETTER to give this lame man. And God was going to use Peter and John to give it to him. Can you guess what God would do?**

*Can you guess?*

**(SB9) "I don't have money to give you," Peter said to the man, "but what I do have, I give to you. In the name of Jesus Christ, rise up and walk!" Peter took the man by the hand and raised him up to his feet. (SB10) And wonder of wonders, the lame man's feet and ankles got strong. His legs worked. God had healed this man through Jesus. The man was so happy!**

**(SB11) Together Peter, John, and the man went into the Temple. Peter and John walked, but not that man. No! He couldn't just walk! He was so excited. He had to do more than that. Can you guess what he did?**

*Can you guess?*

**The Bible tells us that he went into the Temple walking and leaping and praising God. Peter and John praised God, too. God was answering their prayers to do amazing things, things that would show others that Jesus really was God's Son, the Savior.**

**But God was not done answering their prayers that day. He was just beginning! Now, He would answer their prayers to tell others about Jesus so they might be saved.**

**(SB12) As Peter, John, and the beggar man came into the Temple area, everyone saw the man and was amazed. "Look! It's the lame man! He's been healed! Look at him, walking and leaping and praising God!" they exclaimed.**

**The crowd rushed over to the three men, eager to hear how this amazing thing had happened. Peter was happy to tell them: (SB13) "God used us to heal this man, but it's not because we are anything special," Peter told them. "This man has been healed through Jesus. Jesus is the One who is special!" Peter explained.**

**"Jesus is the Savior God promised to send. He lived a perfect life and offered it as the full payment for the sins of God's people when He died on the cross," Peter told the people. "On the third day, God raised Jesus from the dead. He had really beaten sin and death for God's people," Peter exclaimed. "Turn away from your sins, trust in Jesus as your Savior, and be saved. This is how you can become God's people, too," Peter told them.**

**Many people heard Peter share the good news of Jesus, but would many people believe?**

*What do you think?*

**Yes, they did! (SB14) God's Holy Spirit worked in their hearts as they listened. He helped them believe. (SB15) "We want to turn away from our sins. We want to trust in Jesus as our Savior," they told Peter and John. Peter and John praised God for answering their prayers in such big ways.**

**But guess what? God was STILL NOT DONE answering their prayers that day! He planned to do EVEN MORE through Peter, John, and that beggar man. And this time, it was with Jesus' enemies: the leaders in the Temple.**

*Story with lines separating paragraphs (text in bold, optional interaction cues in italics)*

**(SB16) Someone in the crowd went to the leaders and told them the big news: “The lame beggarman, he’s healed! Those Christians, Peter and John, healed him in the name of Jesus! “Now, there’s a huge crowd listening to them. Many are putting their trust in Jesus as their Savior;” they were told.**

---

**The leaders rushed over to see for themselves. “Oh, no! This is terrible!” The leaders said to each other. “Jesus isn’t God’s promised Savior. He’s just a fake. We must stop Peter and John from talking about Jesus and from doing amazing things in His name. Send out the soldiers! Arrest those men! Right now!”**

**(SB17) The soldiers quickly obeyed. They grabbed Peter and John and (SB18) put them in jail for the night. The next day, the Temple leaders would decide how to punish them and stop them from talking about Jesus.**

---

**(SB19) Peter and John had so much to talk to God about that night! They could praise Him for being the great God who was all-powerful. He could take care of them, even in jail. And, they could ask God to do more amazing things the next day when they faced the Temple leaders.**

**That night, they may have prayed: “Lord, help us not to be afraid of our enemies. Help us to keep on telling people about Jesus, no matter what!” The Bible doesn’t tell us exactly what they prayed, but the next day, God certainly answered all these kinds of prayers.**

---

**(SB20) Soldiers came and took Peter and John to the Temple leaders that morning. “Stop telling people about Jesus! Stop saying that God is doing these amazing things through Jesus!” the leaders ordered Peter and John. “If you don’t stop, we will have to hurt you,” they warned.**

**These were scary warnings. Peter and John knew those soldiers who could hurt them badly. It would be easy for them to be scared. It would be easy to stop talking about Jesus and not get hurt. What would Peter and John do?**

*What do you think they did?*

**Peter and John stood firm. God was at work in them, answering their prayers with amazing things once more. God’s Holy Spirit worked in their hearts. He made Peter and John brave. He gave them just the right words to say back to those leaders. “We will not stop talking about Jesus;” Peter and John told them. “We will not stop doing amazing things through Jesus. He really is the Savior! We don’t care what you do to us.”**

---

**The leaders were amazed. They had nothing else they could do. They let Peter and John go.**

**(SB21) And what did Peter and John do when they were freed? They gathered the other Christians together and told them about all the amazing things that God had done. Then, all together, they asked God to keep making them bold and to keep doing amazing things. They wanted everyone to put their trust in Jesus.**

**And that’s just what God did!**



**Cracking the Case:** (story wrap-up for Listening Assignments)

It's time to see how we did with our Listening Assignment.

**Detective Dan's Lesson 1 Listening Assignment:**

**1. What happened when Peter prayed for the lame man?** God healed him so he could walk!

**2. What happened when the believers asked God to make them bold?** God worked in their hearts and made them bold to keep on telling about Jesus.

**For You and Me:**

God loves for His people to ask Him to help them. They need His help to live for Him. God wants them to depend upon Him. This shows them how much He loves them and what a great God He is. God wants us to pray and ask Him for help, too. He wants us to ask him to help us turn away from our sins and trust in Jesus as our Savior. And He wants us to ask Him to help us live for Him all the days of our lives.

**Detective Dan's Lesson 2 Listening Assignment:****Our Bible Verse is: Psalm 17:6:**

"I call on you, O God, for you will answer me; give ear to me and hear my prayer."

**1. Who called on God to make them bold?** God's people, gathered together.

**2. How did God answer their prayers?** God's Holy Spirit worked in their hearts and made them bold to speak about Him.

**For You and Me:**

God loves for His people to ask Him to help them. They need His help to live for Him. God wants them to depend upon Him. This shows them how much He loves them and what a great God He is. God wants us to pray and ask Him for help, too. He wants us to ask him to help us turn away from our sins and trust in Jesus as our Savior. And He wants us to ask Him to help us live for Him all the days of our lives.

**Detective Dan's Lesson 3 Listening Assignment:**

Our six clues were: a cake, a jail, a leader, a lame man, a rug, the Holy Spirit in a heart.

**1. Which four belong in our story?**

The jail, leader, lame man, and Holy Spirit in a heart belong. The cake and the rug do not.

**2. Who prayed for a lame man to be healed? Who prayed for God to help them boldly tell others about him? How did God answer these prayers?**

Peter prayed for the lame man to be healed. Peter, John and other Christians gathered together to pray. God answered their prayers by making them bold and helping them tell more people the good news of Jesus.

**For You and Me:**

God loves for His people to ask Him to help them. They need His help to live for Him. God wants them to depend upon Him. This shows them how much He loves them and what a great God He is. God wants us to pray and ask Him for help, too. He wants us to ask him to help us turn away from our sins and trust in Jesus as our Savior. And He wants us to ask Him to help us live for Him all the days of our lives.

**The Gospel** (story wrap-up if NOT using Listening Assignments)**Our Bible Truth is:****How Does God Want Us to Pray? Every Night and Day...****He Wants Us to Ask Him to Do Great Things!**

How does God want us to pray? Every night and day... He wants us to ask Him to do great things.

God's people ask Him for many things. They know that He can do great things, since He's already done the greatest thing of all: save them from their sins. You see, all people have chosen to disobey God and deserve His punishment for their sins. But God, in His mercy, sent His Son, Jesus. Jesus lived a perfect life, and He offered it as the full payment for the sins of God's people when He died on the cross. Then, on Day Three, Jesus rose from the dead in victory. He had beaten sin and death! God's people know if Jesus could do this for them, there is nothing He cannot do for their good and to show how great God is. They pray and ask Him to do more great things in them and in the world. God can do great things in us, too. If we ask Him, He can work in our hearts and make us His people. He can help us turn away from disobeying God and trust in Jesus as our Savior. He can help us to ask Him to do other great things, too.


*Close in prayer.*

**Closing ACTS Prayer**

- A** We praise You, God, for being so great and so able to help us. You are the God who listens and answers prayer!
  
- C** God, we know You answer prayers and can help us, but many times we don't even remember to ask for Your help. We forget You. We need a Savior!
  
- T** Thank You, God, that nothing is too hard for You! Thank You that You are always near and always hear our prayers. Thank You that You have given us what we need most of all: Jesus, to save us from our sins.
  
- S** God, work in our hearts. Help us to turn away from our sins and trust in Jesus as our Savior. Help us to keep talking to You throughout our day. Do great things in our lives. Help us to live for You. Do great things in this world. Help us all to trust in You as our Savior. In Jesus' name, we pray, Amen.

***Go to Lesson Plan, p.9 for the script to the rest of the lesson.***

# How does God want us to pray?



ANSWER:

## Every night and day... all the time!

VISUAL  
AID

take out  
#1

Big  
Question  
Series

of BQB

# The Big Question

*Hold up the Big Question sign for all the children to see,  
and say:*

The Big Question we are investigating today is  
Big Question Number 14:

## How Does God Want Us to Pray?

and the Answer is:  
**Every Night and Day...**

### Meaning:

Prayer is talking and listening to God. It's how God's people enjoy more of the special closeness they have with Him. It is a little bit like the forever happiness they will have with God when they live with Him in heaven.

God's people pray to God every night and day...and many times in between. There is so much to talk to Him about and God always wants to listen!

God's people tell God how wonderful He is. They say sorry for how they have disobeyed Him. They thank Him for all He's done for them and others. They ask Him to do great things. God's people want to stay close to God because He is the most wonderful person that anyone can ever know.

Let's sing our Big Question Song:"

## Big Q & A H Song


*DDD NIV Songs 14, track 12*

*(adapted version of "Old MacDonald Had a Farm")*

How does God want us to pray?  
Ev'ry night and day!  
How does God want us to pray?  
Ev'ry night and day!  
Ev'ry night and day!  
Ev'ry night, ev'ry day,  
Ev'ry night, ev'ry day,  
Ev'ry night and day!  
How does God want us to pray?  
Ev'ry night and day!

# BIG QUESTION 14: Four truths about how we can pray

1. I PRAISE YOU, GOD!




3.

THANK YOU, GOD!




4.

PLEASE, GOD!



2. SORRY, GOD!

2.



Visual Aid



#2

of BQB

## **This Unit's Bible Truths**

"Every Night and Day!" is a good beginning, but there's so more to learn. So it's time for us to dig down even deeper for more answers to our Big Question about God. We're going to be learning FOUR Bible truths that all tell us more about how God wants us to pray.

Who would like to hand me the picture with our four Bible truths on it? It's in the Big Question Box/Briefcase."

*Choose a child to get it and hand it to you, then hold it up and show them the pictures of the four truths they will be learning.*

*After everyone has had a good look say...*

"Ok, we've learned three truths about how God wants us to pray. They are: "He Wants Us to Praise Him," "He Wants Us to Confess Our Sins to Him," and "He Wants Us to Thank Him" (point to pictures as you identify each Bible Truth). Now let's look at our Bible Truth Clue sign and see if we can figure out which of these four truths we will be learning about today. Who would like to get it out of the Big Question Briefcase for me?"

*Choose a child to open the briefcase, take out the Bible Truth Clue sign and hand it to you.*

CAN YOU GUESS BIBLE TRUTH 4:

**How Does God  
Want Us to Pray?  
Every Night and  
Day...**

**He wants us to  
??? Him to do  
great things!**

**HINT: What do we do when we  
need someone to help us?  
This word starts with the letter "A"  
and it rhymes with "mask."**



**PLEASE  
GOD!**

**ANSWER:**

**He wants us to ASK Him to do great things!**

Visual  
Aid



#3

of BQB

# Revealing the Bible Truth We Are Learning

*Hold up the front side for the children to see. Cover up the answer, written along the bottom, and say:*

**“How Does God Want Us to Pray?  
Every Night and Day...  
He Wants Us to ??? Him to Do Great Things!”**

We’re missing one word. Here’s the hint to what the missing word is. It says: “What do we do when we need someone to help us? This word starts with the letter “A” and it rhymes with “mask.”

Can you guess? It’s “Ask.”

So the Bible Truth we are learning today is:

*(Uncover answer from bottom of sign, show it to them and say:)*

**“How Does God Want Us to Pray?  
Every Night and Day...  
He Wants Us to ASK Him to Do Great Things!”**

And here is what this Bible Truth means:


*(read the meaning off of the back of the sign, say:)*

One part of praying is a big word called “supplication.” Supplication sounds like “supply” and that’s what it means: asking God to supply us with something we need.

God’s people ask God to supply them with many things. They know that there is so much they cannot do or supply for themselves. They need God to give them these things. They ask God to help them honor Him in how they live. They want Him to help them obey His laws so that when other people see how they live, they will praise God. They want Him to help them tell others about the wonderful things He has done. God’s people also ask Him to take care of their needs and worries. Every day there are many things they need. Sometimes they are worried or scared about things. They tell God about them all. They know He delights to take care of His people.

They also ask God to help other people. They pray for God’s people that He would help them. They pray for God to save people who don’t trust in Jesus as their Savior., yet. They want to pray for everyone-- even people who are mean to them! God’s people ask God to do many great things. That’s because they know that He is a very great God. Nothing is too hard for Him to do. We can become God’s people, too, when we turn away from their sins and trust in Jesus as their Savior. This is the first, most wonderful thing we can ask God to do for us!





**"I call on you, O God, for you will answer me; give ear to me  
and hear my prayer." Psalm 17:6**

## Bible Truth 4 Bible Verse

*Remove the Bible Verse Picture from the "Bible" folder and hold it up for all the children to see, then say:*

Psalm 17:6 tells us:

### **Psalm 17:6**

"I call on you, O God, for you will answer me; give ear to me and hear my prayer."

**Learn a Little:** "I call on you, O God, for you will answer me."

### **What does that mean?**

God's people love to talk to God. They talk to Him every day. They know He is the great King over everything and everyone. He is the one, true God. He loves them and is mighty to help them. They know He will always hear their prayers and help them. How amazing that such a great God would care for people like you and me so much! He loves to hear our prayers and answer them in the way and in the timing, He knows is best. And what is the best, first prayer we can ask God to answer? To help us to turn away from our sins and trust in Jesus as our Savior. This is how we become God's people! Ask Him to help you.

*"We've said our Bible verse, now let's sing it!"*

## I Call on You, O God:

### Psalm 17:6

*DDD NIV Songs 24, track 30*

I call on You, on You, O God,  
For You will answer me, answer me,  
Give ear to me, to me, O God.  
And hear, hear my prayer.

I call on You, on You, O God,  
For You will answer me, answer me,  
Give ear to me, to me, O God.  
And hear, hear my prayer.  
Psalm Seventeen, six.

"Now it's time to do a bit more deep down investigating. Let's see what Detective Dan wants us to help him figure out. Would someone like to get it out for me?"


take out



Place in



Visual Aid



# Detective Dan's Listening Assignment #1

# Detective Dan's Listening Assignment #1



Hi, Deep Down Detectives!  
I'm working on a brand-new case called:  
"The Case of the Daring Pray-ers."

I need to find out:

1. What happened when Peter prayed for the lame man?  
AND
2. What happened when the believers asked God to make them bold?

Can you help me? Listen carefully to the story and you might just hear the answers!

Thanks!  
Detective Dan

**Then say,** "Ok, Deep Down Detectives! Put on your best listening ears and see if you can hear the answers to Detective Dan's questions. When I finish telling the story, we will see if we can answer all of his questions."

*Read the Bible Truth story, putting up the storyboard pictures as you tell it. At the end of the story, repeat the questions and lead the children in answering them. Present the gospel and close in prayer.*

\*Answers to assignment questions, the gospel and ACTS prayer are also included at the end of the story text.\*

Answers:

1. **What happened when Peter prayed for the lame man?** God healed him so he could walk!
2. **What happened when the believers asked God to make them bold?** God worked in their hearts and made them bold to keep on telling about Jesus.

**For You and Me:**

God loves for His people to ask Him to help them. They need His help to live for Him. God wants them to depend upon Him. This shows them how much He loves them and what a great God He is. God wants us to pray and ask Him for help, too. He wants us to ask him to help us turn away from our sins and trust in Jesus as our Savior. And He wants us to ask Him to help us live for Him all the days of our lives.

take out



Place in



Visual Aid



# Detective Dan's Listening Assignment #2

# Detective Dan's

## Listening Assignment #2



Hi, Deep Down Detectives!

I'm still working on the case called:

"The Case of the Daring Pray-ers."

Our Bible verse is Psalms 17:6:

"I call on you, O God, for you will answer me; give ear to me and hear my prayer."

I need to find out:

1. Who called on God to make them bold?

AND

2. How did God answer their prayers?

Can you help me? Listen carefully to the story and you might just hear the answers!

Thanks for your help!

Detective Dan

**Then say,** "Ok, Deep Down Detectives! Put on your best listening ears and see if you can hear the answers to Detective Dan's questions. When I finish telling the story, we will see if we can answer all of his questions."

*Read the Bible Truth story, putting up the storyboard pictures as you tell it. At the end of the story, repeat the questions and lead the children in answering them. Present the gospel and close in prayer.*

\*Answers to assignment questions, the gospel and ACTS prayer are also included at the end of the story text.\*

Answers:

**Our Bible Verse is: Psalm 17:6:**

"I call on you, O God, for you will answer me; give ear to me and hear my prayer."

**1. Who called on God to make them bold?** God's people, gathered together.  
**2. How did God answer their prayers?** God's Holy Spirit worked in their hearts and made them bold to speak about Him.

**For You and Me:**

God loves for His people to ask Him to help them. They need His help to live for Him. God wants them to depend upon Him. This shows them how much He loves them and what a great God He is. God wants us to pray and ask Him for help, too. He wants us to ask him to help us turn away from our sins and trust in Jesus as our Savior. And He wants us to ask Him to help us live for Him all the days of our lives.

take out



Place in



Visual Aid



# Detective Dan's Listening Assignment #3

# Detective Dan's

## Listening Assignment #3



Hi, Deep Down Detectives!  
I'm still working on the case called:  
"The Case of the Daring Pray-ers."

I found SIX clues, but TWO of them are NOT in the story.  
They are: a cake, a jail, a leader, a lame man, a rug,  
the Holy Spirit in a heart.

*Hold up each of the six pictures for the children to see as you identify them. Better yet, put them up on your flannelgraph board, off to one side.*

**I need to know:**

1. Which **FOUR** pictures belong in the story and which **TWO** do NOT?
2. Who prayed for a lame man to be healed? Who prayed for God to help them boldly tell others about him? How did God answer these prayers?

Can you help me? Listen carefully to the story and you might just hear the answers!

Thanks!

Detective Dan

**Then say,** "Ok, Deep Down Detectives! Put on your best listening ears and see if you can hear the answers to Detective Dan's questions. When I finish telling the story, we will see if we can answer all of his questions!"

*Read the Bible Truth story, putting up the storyboard pictures as you tell it. At the end of the story, repeat the questions and lead the children in answering them. Present the gospel and close in prayer.*

\*Answers to assignment questions, the gospel and ACTS prayer are also included at the end of the story text.\*

Answers:

**1. Which four belong in our story?**

The jail, leader, lame man, and Holy Spirit in a heart belong. The cake and the rug do not.

**2. Who prayed for a lame man to be healed? Who prayed for God to help them boldly tell others about him? How did God answer these prayers?**

Peter prayed for the lame man to be healed. Peter, John and other Christians gathered together to pray. God answered their prayers by making them bold and helping them tell more people the good news of Jesus.


**For You and Me:**

God loves for His people to ask Him to help them. They need His help to live for Him. God wants them to depend upon Him. This shows them how much He loves them and what a great God He is. God wants us to pray and ask Him for help, too. He wants us to ask him to help us turn away from our sins and trust in Jesus as our Savior. And He wants us to ask Him to help us live for Him all the days of our lives.





A Cake



A Jail



VISUAL  
AID  
#5C

Place in  
DDD  
Bible™

take out  
Big  
Question  
Bible™  
of BQB


DDD 14.4 Lesson 3 Listening Assignment Clue Picture 2 for kids

VISUAL  
AID  
#5C

Place in  
DDD  
Bible™

take out  
Big  
Question  
Bible™  
of BQB

DDD 14.4 Lesson 3 Listening Assignment Clue Picture 1 for kids



A Leader



A Lame Man

VISUAL  
AID  
#5C

Place in  
DDD  
Bible™

take out  
Big  
Question  
Briefcase  
of BQB


VISUAL  
AID  
#5C

Place in  
DDD  
Bible™

take out  
Big  
Question  
Briefcase  
of BQB

DDD 14.4 Lesson 3 Listening Assignment Clue Picture 4 for kids

DDD 14.4 Lesson 3 Listening Assignment Clue Picture 3 for kids



**A Rug**



**The Holy Spirit in a Heart**

VISUAL  
AID  
#5C

Place in  
DDD  
Bible™

take out  
Big  
Question  
Briefcase  
of BQB

DDD 14.4 Lesson 3 Listening Assignment Clue Picture 6 for kids

VISUAL  
AID  
#5C

Place in  
DDD  
Bible™

take out  
Big  
Question  
Briefcase  
of BQB

DDD 14.4 Lesson 3 Listening Assignment Clue Picture 5 for


---

## Big Question 14, Bible Truth 4 Storyboard Background Pictures Key (BG)

---


Put these pictures in place on your storyboard BEFORE you tell your story.

**BG1 Temple Area**



**NOTE:**  
Felt is used to create the ground area behind each of these pictures

**BG2 Outer Temple Area**



# Big Question 14, Bible Truth 4 Storyboard Pictures Key (SB)

Store these pictures in numerical order in your DDD Bible Folder.  
Add these to your story as you tell it. Numbers correspond to placement order.

**SB1 God's People Gathering Together to Pray**



**SB12 Crowd Gathering to See What Happened to Beggar Man**



**SB2 God's People Praising Him**



**SB13 Peter and John Telling Crowd that Jesus Healed the Man and Sharing the Gospel**



**SB3 God's People Confessing Their Sins to Him**



**SB14 Holy Spirit Working in Hearts**



**SB4 God's People Thanking God**



**SB15 People in Crowd Trusting in Jesus**



**SB5 God's People Asking Him to Do Great Things**



**SB16 Leaders Being Told about What Happened to Beggar Man**



**SB6 People Going to Temple to Pray**



**SB17 Soldiers Arresting Peter and John**



**SB7 Peter and John Going to Temple to Pray**



**SB18 Peter and John in Jail**



**SB8 Beggar Man Lame**



**SB19 Peter and John Praying in Jail for God to Do Great Things**



**SB9 Peter and John Praying that Jesus Heal the Beggar Man**



**SB20 Peter and John with the Leaders; Refusing to Stop Telling People about Jesus**



**SB10 Beggar Man Healed**



**SB11 Beggar Man Leaping and Praising God with Peter and John in Temple**

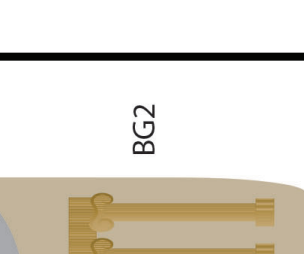

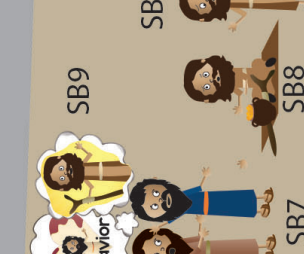


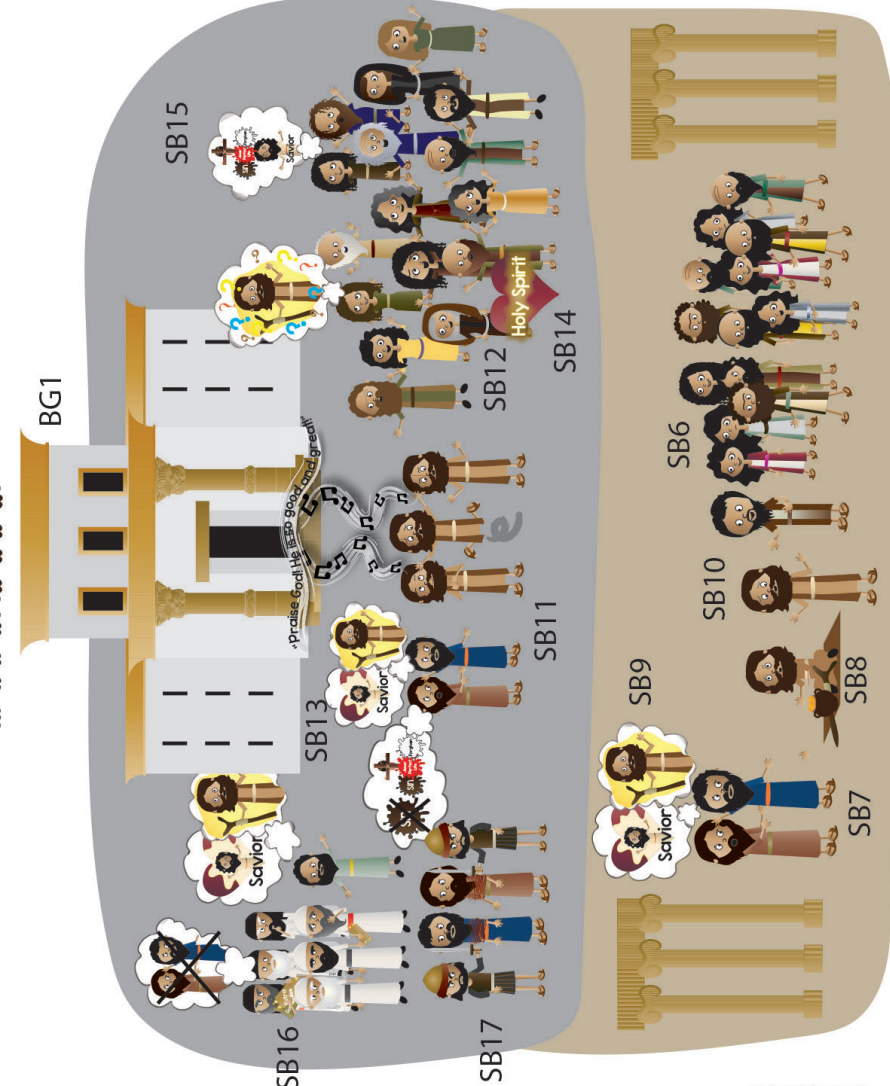
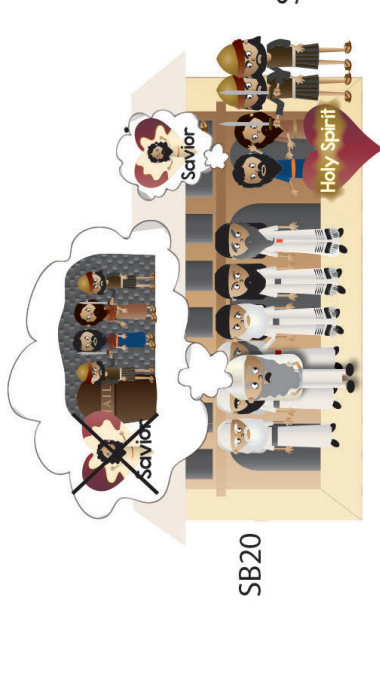



**SB21 Peter and John Gather with Other Believers and Tell Them What Happened; They Pray for God to Help Them Tell More People about Jesus**





Note: Use sticky tac putty rather than velcro on back of pictures placed on top of other pictures.




**NOTE:**



Some of the larger images are assembled from two or more pages. You can make these easier to fold by leaving a small gap in the lamination between the pieces. This allows you to fold the image along the gap.



leave slight gap here  
to create a "hinge"  
for easy folding



BG1 Temple Area  
DDD 14.1 Story




BG2 Outer Temple Area  
DDD 14.1 Story #2

BG2 Outer Temple Area  
DDD 14.1 Story #1

# GOOD NEWS



God's Word,  
the B



SB1 God's People Gathering Together to Pray  
DDD 14.1 Story



# The LORD

“Praise God! He is so good and great!”



SB2 God's People Praising Him  
DDD 14.1 Story



SB3 God's People Confessing  
Their Sins to Him  
DDD 14.1 Story



**"Thank You for Jesus  
and all your good gifts!"**



SB4 God's People Thanking God  
DDD 14.1 Story



SB5 God's People Asking Him  
to Do Great Things  
DDD 14.1 Story






SB6 People Going to  
Temple to Pray  
DDD 14.1 Story


SB14 Holy Spirit  
Working in Hearts  
DDD 14.1 Story

SB10 Beggar Man Healed  
DDD 14.1 Story

“Praise God! He is so good and great!”



SB11 Beggar Man Leaping and Praising  
God with Peter and John in Temple  
DDD 14.1 Story



SB8 Beggar Man Lame  
DDD 14.1 Story

SB7 Peter and John Going  
to Temple to Pray  
DDD 14.1 Story #

SB9 Peter and John Praying that Jesus Heal  
the Beggar Man  
DDD 14.1 Story

SB15 People in Crowd Trusting  
in Jesus  
DDD 14.1 Story

SB13 Peter and John Telling Crowd that Je-  
sus Healed the Man and Sharing the Gospel  
DDD 14.1 Story



SB6 People Going to  
Temple to Pray, Pt 1 of 2  
DDD 14.1 Story






SB17 Soldiers Arresting  
Peter and John  
DDD 14.1 Story

SB6 People Going to  
Temple to Pray, Pt 2 of 2  
DDD 14.1 Story



SB16 Leaders Being Told  
about What Happened to  
Beggar Man  
DDD 14.1 Story



SB18 Peter and John in Jail  
DDD 14.1 Story

SB18 Peter and John in Jail  
DDD 14.1 Story

SB18 Peter and John in Jail  
DDD 14.1 Story



SB20 Peter and John with the Leaders; Refusing to Stop Telling People about Jesus, Pt 1 of 2  
DDD 14.1 Story  
Glue Together and Laminate





SB20 Peter and John with the Leaders; Refusing to Stop Telling People about Jesus, Pt 2 of 2  
DDD 14.1 Story  
Glue Together and Laminate



SB19 Peter and John  
Praying in Jail for God  
to Do Great Things  
DDD 14.1 Story



SB21 Peter and John Gather  
with Other Believers and Tell  
Them What Happened; They  
Pray for God to Help Them  
Tell More People about Jesus,  
Pt 1 of 3  
DDD 14.1 Story  
Glue Together and Laminate




SB21 Peter and John Gather  
with Other Believers and Tell  
Them What Happened; They  
Pray for God to Help Them  
Tell More People about Jesus,  
Pt 2 of 3  
DDD 14.1 Story  
Glue Together and Laminate





SB21 Peter and John Gather  
with Other Believers and Tell  
Them What Happened; They  
Pray for God to Help Them  
Tell More People about Jesus,  
Pt 3 of 3  
DDD 14.1 Story  
Glue Together and Laminate



SB21 Peter and John Gather  
with Other Believers and Tell  
Them What Happened; They  
Pray for God to Help Them Tell  
More People about Jesus, Pt 4  
of 4  
DDD 14.1 Story  
Glue Together and Laminates

# **DEEP DOWN DETECTIVES**



**Other Visual Aids**

## Big Question Box/Briefcase

### What You Want

The Big Question Briefcase is a briefcase or other container with these characteristics:

- Ideally, this should be around 17" x 12", but needs to be at least big enough to fit a 8 ½" x 11" sheets of paper inside it.
- Have various pockets to put these sheets in
- Is attractive or curious looking to preschoolers
- Not necessary, but extremely fun, if it has a combination lock

### Finding a Briefcase:

You can certainly buy one new, but you always may find a used one at a thrift shop. Or, someone may have one they want to donate. We use one that stores valuables in it and is the 17" x 12" size. Very durable and has the lock feature that the kids love.

You also can move away from the briefcase idea and use a little trunk or other box for your substitute briefcase. Just change the name to the Big Question Box, if you use a box instead. A boot box or the cardboard box that 10 reams of copy paper comes in is a great size, if you are using a box.

If you use a box, but want a lock-like feature, that's easy to do. Simply cut "straps" out of felt or vinyl and glue in place to the top and bottom sides of the box on one side, with the top strap overlapping the bottom straps. Add velcro to the top and bottom pieces so that they meet and fasten. Make back "hinges" for the box with the felt/vinyl straps, too. Or, you can simply add a belt around the box that has to be unfastened before the box can be opened.

Here are some suggestions for decorating a box or even the outside of your briefcase to make it appealing.

### Supplies

Your box/briefcase  
Plain white contact paper or white cardstock  
Colorful wrapping paper  
Glitter glue  
Markers  
Sequins, fake jewels, buttons, rick rack, etc.  
Other decorating supplies  
Stickers  
Glue  
Clear packing tape

### Directions

1. If you are using a box that has wording on it, you will first need to make plain surfaces for decorating and a hinge for the lid. Stick the white contact paper or white cardstock to each side of the box. On the other hand, you can also use colorful wrapping paper. Then, make a lid by sticking the clear packing tape along one long side of the box, attaching the lid to the box.

2. Use the craft decorating supplies to decorate the box. If desired, you can put a big question mark on top of the box, but remember that you are working with two and three year olds: the question mark symbol is not very meaningful to them yet.

## Making a Flannelgraph Storyboard

for use in story-telling and in playing the story review games

While you may decide to use sticky tac and stick your storyboard pictures to a white board, it is very easy to make a flannelgraph board. The advantage to the flannelgraph board is that the pictures stick very easily and there is no messing with the sticky-tac.

### Supplies

Large Format Pictures Board: AT LEAST a 36" x 48" foamboard or corkboard (We actually use a far bigger canvas and attach it to the wall) A science project board with the two sides that fold out makes a good 36" x 48" board.

Small Format Pictures Board: AT LEAST a 24" x 36" (to 36" x 48)" board

Large piece of neutral-colored felt to cover your board with extra to overlap over to the back, if desired.

Glue gun and glue sticks

### Directions

1. Center felt on front side of board. Turn over. Secure in place with glue.

## Making Durable Storyboard Pictures

for use in story-telling and in playing the story review games

Whether you purchase the Deep Down Detectives storyboard pictures from Amazon or print them off the website (included in the Deep Down Detectives Visual Aids book), you will want to find some way to make them more durable. They are used not only as a part of telling the story, but are integral in the story review games. Here's how we make ours durable enough to be used over and over again. **See note below for other simpler options for using these pictures.**

### Supplies

Deep Down Detectives Visual Aids book (purchased or downloaded)

White cardstock or printer paper (if downloading pictures)

Sticky-back velcro, circles or cut pieces; or sticky tac putty

Laminator or Self-laminating sheets

Sturdy Sheet Protectors, preferably the "Secure Top" kind, like offered by Avery

Flannelgraph pictures for the Bible stories found at [www.praisefactory.org](http://www.praisefactory.org) with each unit's resources.

### Directions

1. Purchase from Amazon or download and print out the storyboard figures.
2. Cut out flannelgraph figures.
3. Laminate the figures.

**Special tip:** When laminating the big background pictures that are two (and sometimes even three or four) pieces put together, leave a small gap between the two pieces before laminating together. This small space acts like a hinge and allows you to fold up pictures without hurting them into a manilla envelope that fits 8.5" x 11" sheets of paper along with all of the smaller, regular-sized storyboard pictures.

4. If using a flannelgraph board: Stick a piece of sticky backed velcro (ROUGH SIDE) onto the back of each figure. If using sticky tack and whiteboard: simply stick a small amount of sticky tack on the back of a picture when using it. Remove and store sticky tack in airtight container.

**Note:** Instead of using all of the pictures as separate flannelgraph pieces, you can choose to use only a few (helpful to have 10 for the story review game); you can clump them onto posterboard and make them into picture scenes; or, you can simply use the Storyboard Picture Guide as a single picture. At [praisefactory.org](http://praisefactory.org), go to DDD Bits and Pieces for a 22" x 28" poster size jpg of this picture guide if you want to create a large version.

## The Deep Down Detectives “Bible” Folder

This is a homemade folder that looks (kinda) like the cover of a Bible. You will use this to put the Bible verse, the Bible Story and storyboard pictures to help make the point that the truths you are teaching them come from the Bible.

### Supplies

1 piece of 22" x 28" posterboard (white is fine. Green or brown is nice)

Glue

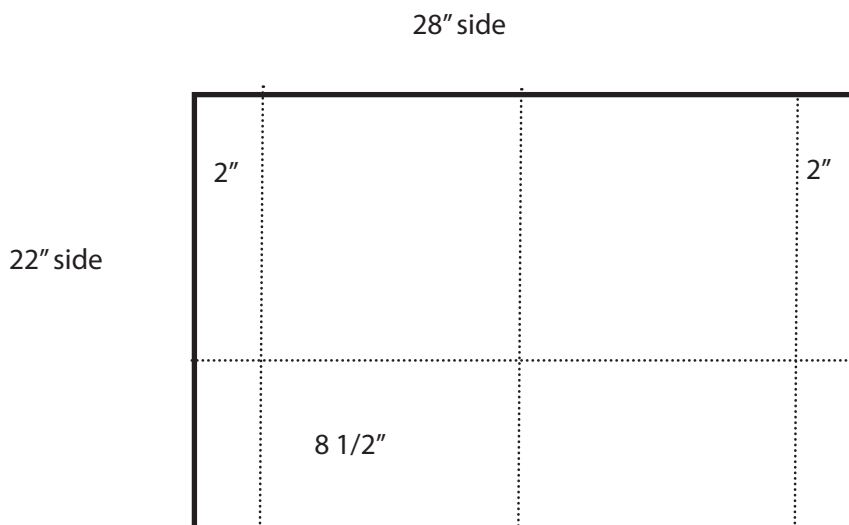
Stapler and staples or packing tape

The Bible Cover pictures (see online with resources for this unit or from the back of each Deep Down Detectives Visual Aids book.)

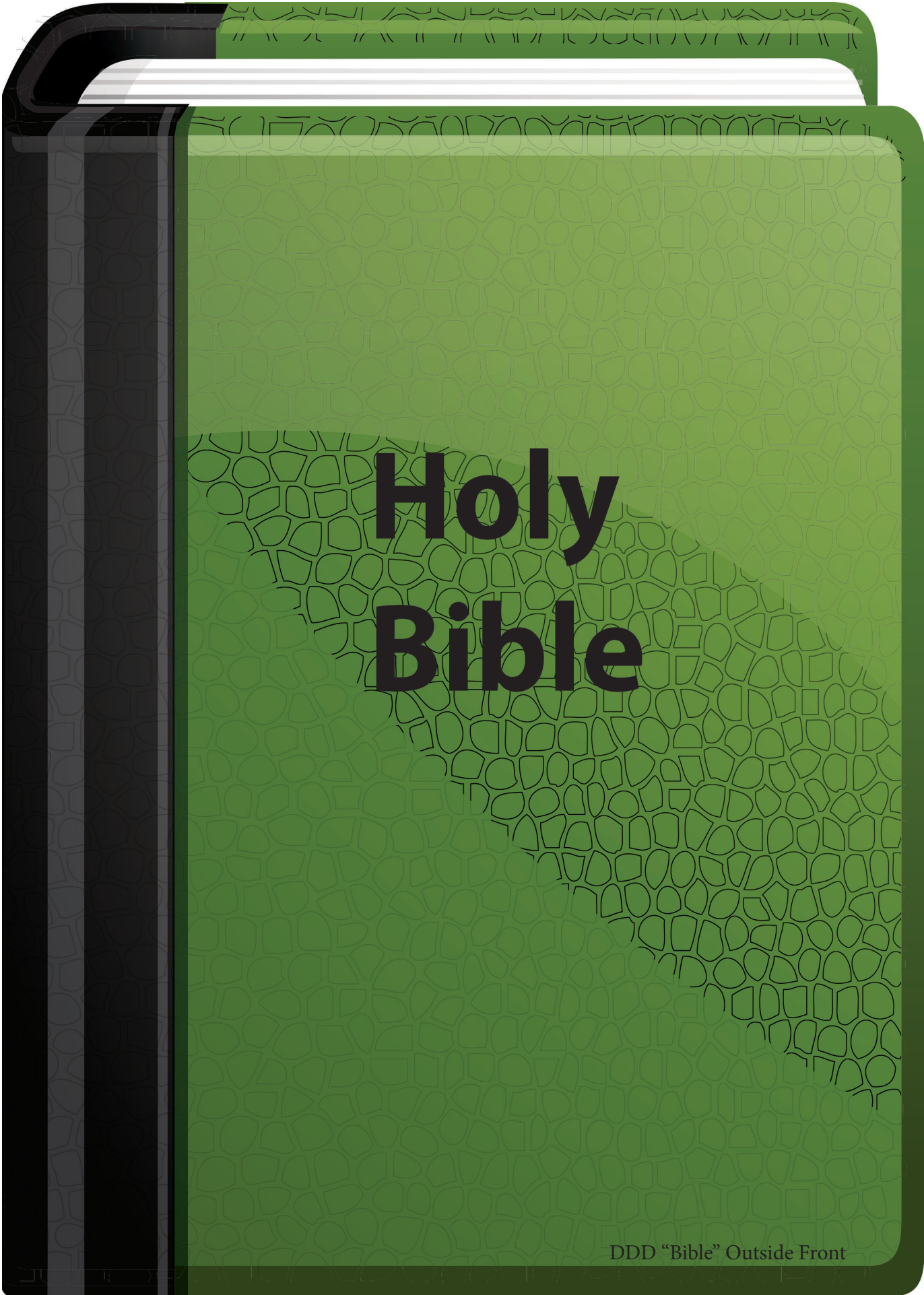
NOTE: The Bible Cover pictures included in the Deep Down Detectives Visual Aids books cannot be created larger than 8.5" x 11". That means that they will be under-sized for a Bible Folder of the dimensions you are making. However, you can go online to the Deep Down Detectives curriculum and there is a pdf of a bigger version of these covers that will actually fit the size of this Deep Down Detectives “Bible” Folder.

### Directions

1. Lay out poster board with long side along the bottom.
2. Fold in 2" on each side.
3. Take packing tape and tape the folded in 2" flaps to the main section of the posterboard, all the way down.
3. Fold up 8 1/2" on the bottom of the poster board.
4. Use packing tape to tape this flap in place, all the way down.
5. Take scissors and snip through the tape where the flap is attached to the folder. This will give you a bit more room in the folder.
6. Fold the poster board in the middle to make the center fold.
7. Cut out the Bible Cover Pictures. If possible, laminate these. They will last longer.
- 8.. Glue the two cover pieces to the outside of the folder.





The image shows the front cover of a Bible. The cover is a vibrant green color with a repeating pattern of irregular, rounded shapes, resembling a stone or mosaic texture. The text "Holy Bible" is printed in a large, bold, black sans-serif font in the center of the cover. The spine of the Bible is visible on the left side, showing a dark grey or black material with a similar textured pattern. The top edge of the Bible is slightly rounded, and the pages are visible at the top, appearing as a stack of white lines.

# Holy Bible

DDD "Bible" Outside Front





DDD "Bible" Outside Back

